



HCT CO., LTD.

CERTIFICATE OF COMPLIANCE FCC Certification

Applicant Name:
LG Electronics MobileComm U.S.A., Inc.

Address:
1000 Sylvan Avenue, Englewood Cliffs NJ 07632

Date of Issue:
June 07, 2013

Test Site/Location:
HCT CO., LTD., 105-1, Jangam-ri, Majang-Myeon,
Icheon-si, Kyunggi-Do, Korea

Report No.: HCTR1306FR11

HCT FRN: 0005866421

FCC ID : ZNFE440

APPLICANT : LG Electronics MobileComm U.S.A., Inc.

FCC Model(s): LG-E440
Additional FCC Model(s): LGE440, E440
EUT Type: GSM Phone with Bluetooth3.0, WIFI802.11 b/g/n
Max. RF Output Power: 6.30 dBm (4.27 mW)
Frequency Range: 2402 MHz - 2480 MHz (Bluetooth)
Modulation type GFSK(Normal), π/4DQPSK and 8DPSK(EDR)
FCC Classification: FCC Part 15 Spread Spectrum Transmitter
FCC Rule Part(s): Part 15 subpart C 15.247

Engineering Statement:

The measurements shown in this report were made in accordance with the procedures indicated, and the emissions from this equipment were found to be within the limits applicable. I assume full responsibility for the accuracy and completeness of these measurements, and for the qualifications of all persons taking them.

HCT CO., LTD. Certifies that no party to this application has subject to a denial of Federal benefits that includes FCC benefits pursuant to section 5301 of the Anti-Drug Abuse Act of 1998,21 U.S. C.853(a)

Report prepared by
: Kwang Il Yoon
Test Engineer of RF Team

Approved by
: Chang Seok Choi
Manager of RF Team

This report only responds to the tested sample and may not be reproduced, except in full, without written approval of the HCT Co., Ltd.

FCC PT.15.247 TEST REPORT	FCC CERTIFICATION REPORT		www.hct.co.kr
Test Report No. HCTR1306FR11	Date of Issue: June 07, 2013	EUT Type: GSM Phone with Bluetooth3.0, WIFI802.11 b/g/n	FCC ID: ZNFE440

Version

TEST REPORT NO.	DATE	DESCRIPTION
HCTR1306FR11	June 07, 2013	- First Approval Report

Table of Contents

1.	GENERAL INFORMATION	4
2.	EUT DESCRIPTION	4
3.	TEST METHODOLOGY	5
3.1	EUT CONFIGURATION	5
3.2	EUT EXERCISE	5
3.3	GENERAL TEST PROCEDURES	5
3.4	DESCRIPTION OF TEST MODES	6
4.	INSTRUMENT CALIBRATION	6
5.	FACILITIES AND ACCREDITATIONS	6
5.1	FACILITIES	6
5.2	EQUIPMENT	6
6.	ANTENNA REQUIREMENTS.....	6
7.	SUMMARY OF TEST RESULTS.....	7
8.	FCC PART 15.247 REQUIREMENTS.....	8
8.1	PEAK POWER.....	8
8.2	BAND EDGES.....	15
8.3	FREQUENCY SEPARATION / OCCUPIED BANDWIDTH (99% BW)	23
8.4	NUMBER OF HOPPING FREQUENCY	32
8.5	TIME OF OCCUPANCY (DWELL TIME).....	36
8.6	SPURIOUS EMISSIONS.....	43
8.6.1	CONDUCTED SPURIOUS EMISSIONS.....	43
8.6.2	RADIATED SPURIOUS EMISSIONS	60
8.6.3	RADIATED RESTRICTED BAND EDGES	71
8.7	POWERLINE CONDUCTED EMISSIONS.....	75
9.	LIST OF TEST EQUIPMENT.....	80



1. GENERAL INFORMATION

Applicant: LG Electronics MobileComm U.S.A., Inc.
Address: 1000 Sylvan Avenue, Englewood Cliffs NJ 07632
FCC ID: ZNFE440
EUT Type: GSM Phone with Bluetooth3.0, WIFI802.11 b/g/n
Model name(s): LG-E440
Additional Model name(s): LGE440, E440
Date(s) of Tests: June 03, 2013 ~ June 05, 2013
Place of Tests: HCT Co., Ltd.
 105-1, Jangam-ri, Majang-Myeon, Icheon-si, Kyunggi-Do, 467-811, KOREA.
 (IC Recognition No. : 5944A-3)

2. EUT DESCRIPTION

EUT Type	GSM Phone with Bluetooth3.0, WIFI802.11 b/g/n
FCC Model Name	LG-E440
Additional FCC Model Name	LGE440, E440
Power Supply	DC 3.8 V
Battery type	Li-ion Battery(Standard)
Frequency Range	2402 MHz - 2480 MHz (Bluetooth)
Transmit Power	6.30 dBm (4.27 mW)
BT Operating Mode	Normal, EDR, AFH
Modulation Type	GFSK(Normal), $\pi/4$ DQPSK and 8DPSK(EDR)
Modulation Technique	FHSS
Number of Channels	79Channels, Minimum 20 Channels(AFH)
Antenna Specification	Manufacturer: KOMA-TECH Co.,Ltd. Antenna type: Monopole I Antenna Peak Gain : 0.47 dBi

※ 15.247 Requirements for Bluetooth transmitter

- This Bluetooth module has been tested by a Bluetooth Qualification Lab, and we confirm the following:
 - 1) This system is hopping pseudo-randomly.
 - 2) Each frequency is used equally on the average by each transmitter.
 - 3) The receiver input bandwidths that match the hopping channel bandwidths of their corresponding transmitters
 - 4) The receiver shifts frequencies in synchronization with the transmitted signals.
- 15.247(g): The system, consisting of both the transmitter and the receiver, must be designed to comply with all of the regulations in this Section 15.247 should the transmitter be presented with a continuous data (or information) stream.
- 15.247(h): The coordination of frequency hopping systems in any other manner for the express purpose of avoiding the simultaneous occupancy of individual hopping frequencies by multiple transmitters is not permitted.

FCC PT.15.247 TEST REPORT	FCC CERTIFICATION REPORT		www.hct.co.kr
Test Report No. HCTR1306FR11	Date of Issue: June 07, 2013	EUT Type: GSM Phone with Bluetooth3.0, WIFI802.11 b/g/n	FCC ID: ZNFE440



3. TEST METHODOLOGY

The measurement procedure described in the American National Standard for Testing Unlicensed Wireless Devices(ANSI C63.4-2003) and FCC Public Notice DA 00-705 dated March 30, 2000 entitled “Filing and Measurement Guidelines for Frequency Hopping Spread Spectrum Systems” were used in the measurement of the **LG Electronics MobileComm U.S.A., Inc. GSM Phone with Bluetooth3.0, WIFI802.11 b/g/n FCC ID: ZNFE440**

3.1 EUT CONFIGURATION

The EUT configuration for testing is installed on RF field strength measurement to meet the Commissions requirement and operating in a manner that intends to maximize its emission characteristics in a continuous normal application.

3.2 EUT EXERCISE

The EUT was operated in the engineering mode to fix the Tx frequency that was for the purpose of the measurements. According to its specifications, the EUT must comply with the requirements of the Section 15.207, 15.209 and 15.247 under the FCC Rules Part 15 Subpart C.

3.3 GENERAL TEST PROCEDURES

Conducted Emissions

The EUT is placed on the turntable, which is 0.8 m above ground plane. According to the requirements in Section 13.1.4.1 of ANSI C63.4. (Version :2003) Conducted emissions from the EUT measured in the frequency range between 0.15 MHz and 30MHz using CISPR Quasi-peak and average detector modes.

Radiated Emissions

The EUT is placed on a turn table, which is 0.8 m above ground plane. The turntable shall rotate 360 degrees to determine the position of maximum emission level. EUT is set 3 m away from the receiving antenna, which varied from 1 m to 4 m to find out the highest emission. And also, each emission was to be maximized by changing the polarization of receiving antenna both horizontal and vertical. In order to find out the max. emission, the relative positions of this hand-held transmitter (EUT) was rotated through three orthogonal axes according to the requirements in Section 13.1.4.1 of ANSI C63.4. (Version: 2003). To record the final measurements, the analyzer detector function was set to CISPR quasi-peak mode and the bandwidth of the spectrum analyzer was set to 120 kHz for frequencies below 1 GHz or 1 MHz for frequencies above 1 GHz. For average measurements above 1 GHz, the analyzer was set to peak detector with a reduced VBW setting(RBW = 1 MHz, VBW = 1/T Hz, where T = Pulse width).

FCC PT.15.247 TEST REPORT	FCC CERTIFICATION REPORT		www.hct.co.kr
Test Report No. HCTR1306FR11	Date of Issue: June 07, 2013	EUT Type: GSM Phone with Bluetooth3.0, WIFI802.11 b/g/n	FCC ID: ZNFE440



Conducted Antenna Terminal

See Section from 8.1 to 8.6.1.(DA 00-705)

3.4 DESCRIPTION OF TEST MODES

The EUT has been tested under operating condition. Test program used to control the EUT for staying in continuous transmitting and receiving mode is programmed.

Channel low, mid and high with highest data rate (worst case) is chosen for full testing.

4. INSTRUMENT CALIBRATION

The measuring equipment, which was utilized in performing the tests documented herein, has been calibrated in accordance with the manufacturer's recommendations for utilizing calibration equipments, which is traceable to recognized national standards.

5. FACILITIES AND ACCREDITATIONS

5.1 FACILITIES

The SAC(Semi-Anechoic Chamber) and conducted measurement facility used to collect the radiated data are located at the 105-1, Jangam-ri, Majang-Myeon, Icheon-si, Kyunggi-Do, 467-811, Korea. The site is constructed in conformance with the requirements of ANSI C63.4. (Version :2003) and CISPR Publication 22. Detailed description of test facility was submitted to the Commission and accepted dated June 21, 2011 (Registration Number: 90661)

5.2 EQUIPMENT

Radiated emissions are measured with one or more of the following types of Linearly polarized antennas: tuned dipole, bi-conical, log periodic, bi-log, and/or ridged waveguide, horn. Spectrum analyzers with pre-selectors and quasi-peak detectors are used to perform radiated measurements. Conducted emissions are measured with Line Impedance Stabilization Networks and EMI Test Receivers. Calibrated wideband preamplifiers, coaxial cables, and coaxial attenuators are also used for making measurements.

All receiving equipment conforms to CISPR Publication 16-1, "Radio Interference Measuring Apparatus and Measurement Methods."

6. ANTENNA REQUIREMENTS

According to FCC 47 CFR §15.203:

"An intentional radiator antenna shall be designed to ensure that no antenna other than that furnished by the responsible party can be used with the device. The use of a permanently attached antenna or of an antenna that uses a unique coupling to the intentional radiator shall be considered sufficient to comply with the provisions of this section."

* The antennas of this E.U.T are permanently attached.

*The E.U.T Complies with the requirement of §15.203

FCC PT.15.247 TEST REPORT		FCC CERTIFICATION REPORT		www.hct.co.kr
Test Report No. HCTR1306FR11	Date of Issue: June 07, 2013	EUT Type: GSM Phone with Bluetooth3.0, WIFI802.11 b/g/n		FCC ID: ZNFE440

7. SUMMARY OF TEST RESULTS

Test Description	FCC Part Section(s)	Test Limit	Test Condition	Test Result
20 dB Bandwidth	§15.247(a)(1)(ii) or (iii)	NA	CONDUCTED	PASS
Occupied Bandwidth	NA	NA		NA
Conducted Maximum Peak Output Power	§15.247(b)(1)	< 1 Watts		PASS
Carrier Frequency Separation	§15.247(a)(1)	>25 kHz or >2/3 of the 20dB BW		PASS
Number of Hopping Frequencies	§15.247(a)(1)(iii)	>15		PASS
Time of Occupancy	§15.247(a)(1)(iii)	<400 ms		PASS
Conducted Spurious Emissions	§15.247(d)	< 20 dB for all out-of band emissions		PASS
Band Edge(Out of Band Emissions)	§15.247(d)	< 20 dB for all out-of band emissions		PASS
AC Power line Conducted Emissions	§15.207(a)	cf. Section 8.7		PASS
Radiated Spurious Emissions	§15.247(d), 15.205, 15.209	cf. Section 8.6.2	RADIATED	PASS
Radiated Restricted Band Edge	§15.247(d), 15.205, 15.209	cf. Section 8.6.3		PASS

8. FCC PART 15.247 REQUIREMENTS

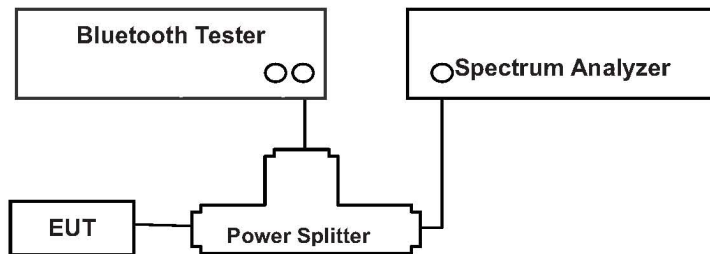
8.1 PEAK POWER

LIMIT

The maximum peak output power of the intentional radiator shall not exceed the following:

1. For frequency hopping systems operating in the 2400–2483.5 MHz band employing at least 75 non-overlapping hopping channels, and all frequency hopping systems in the 5725–5850 MHz band: 1 watt.
2. The conducted output power limit specified in paragraph (b) of this section is based on the use of antennas with directional gains that do not exceed 6 dBi.

Test Configuration



TEST PROCEDURE

The transmitter output is connected to the Spectrum Analyzer. The Spectrum Analyzer is set to the peak detector mode. This test is performed with hopping off.

The Spectrum Analyzer is set to (DA 00-705)

Span = approximately 5 times the 20 dB bandwidth, centered on a hopping channel

RBW > the 20 dB bandwidth of the emission being measured

VBW ≥ RBW

Sweep = Auto

Detector = Peak

Trace = Max hold

SAMPLE CALCULATION

$$\begin{aligned} \text{Output Power} &= \text{Spectrum Reading Power} + \text{Power Splitter loss} + \text{Cable loss}(2 \text{ ea}) \\ &= 10 \text{ dBm} + 6 \text{ dB} + 1.5 \text{ dB} = 17.5 \text{ dBm} \end{aligned}$$

Note :

1. Spectrum reading values are not plot data. The power results in plot is already including the actual values of loss for the splitter and cable combination.
2. Spectrum offset = Power Splitter loss + Cable loss
3. We apply to the offset in the 2.4 GHz range that was rounded off to the closest tenth dB. Actual value of

FCC PT.15.247 TEST REPORT		FCC CERTIFICATION REPORT		www.hct.co.kr
Test Report No. HCTR1306FR11	Date of Issue: June 07, 2013	EUT Type: GSM Phone with Bluetooth3.0, WIFI802.11 b/g/n	FCC ID: ZNFE440	



loss for the splitter and cable combination is 7.18 dB at 2402 MHz and is 7.23 dB at 2480 MHz.

So, 7.2 dB is offset. And the offset gap in the 2.4 GHz range do not affect the conducted peak power final result

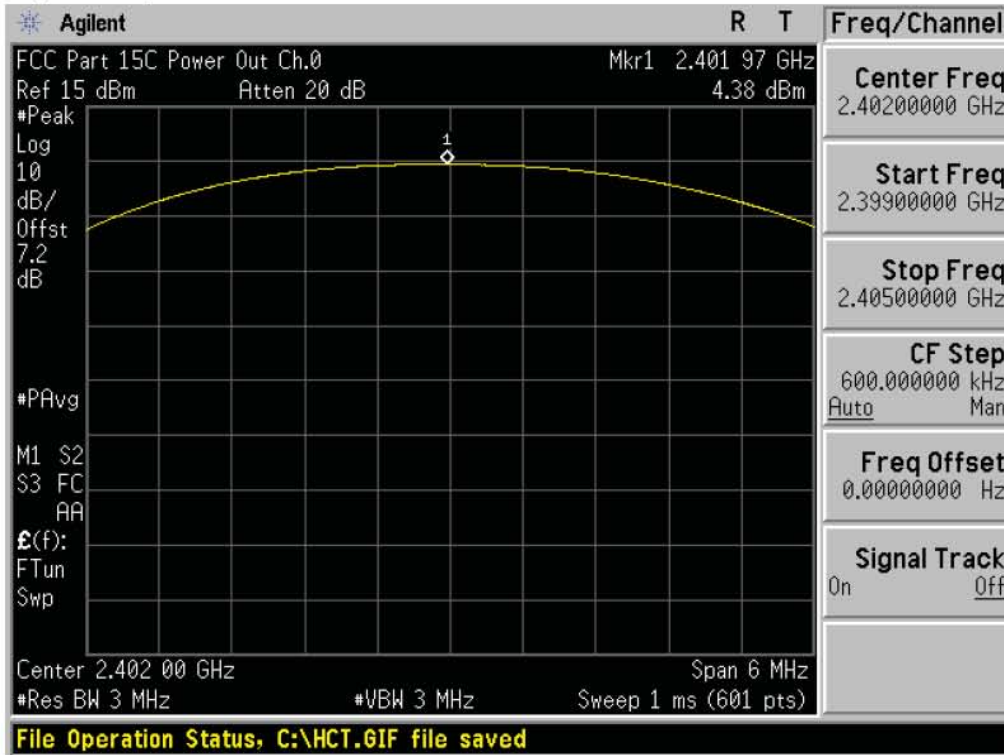
TEST RESULTS

No non-compliance noted

Test Data

Channel	Frequency (MHz)	Output Power (GFSK)		Output Power (8DPSK)		Output Power ($\pi/4$ DQPSK)		Limit (W)	Result
		(dBm)	(mW)	(dBm)	(mW)	(dBm)	(mW)		
Low	2402	4.38	2.74	3.96	2.49	3.73	2.36	1	PASS
Mid	2441	5.46	3.52	5.10	3.24	4.86	3.06		PASS
High	2480	6.30	4.27	5.97	3.95	5.76	3.77		PASS

Test Plots (GFSK)
Peak Power (Low-CH)

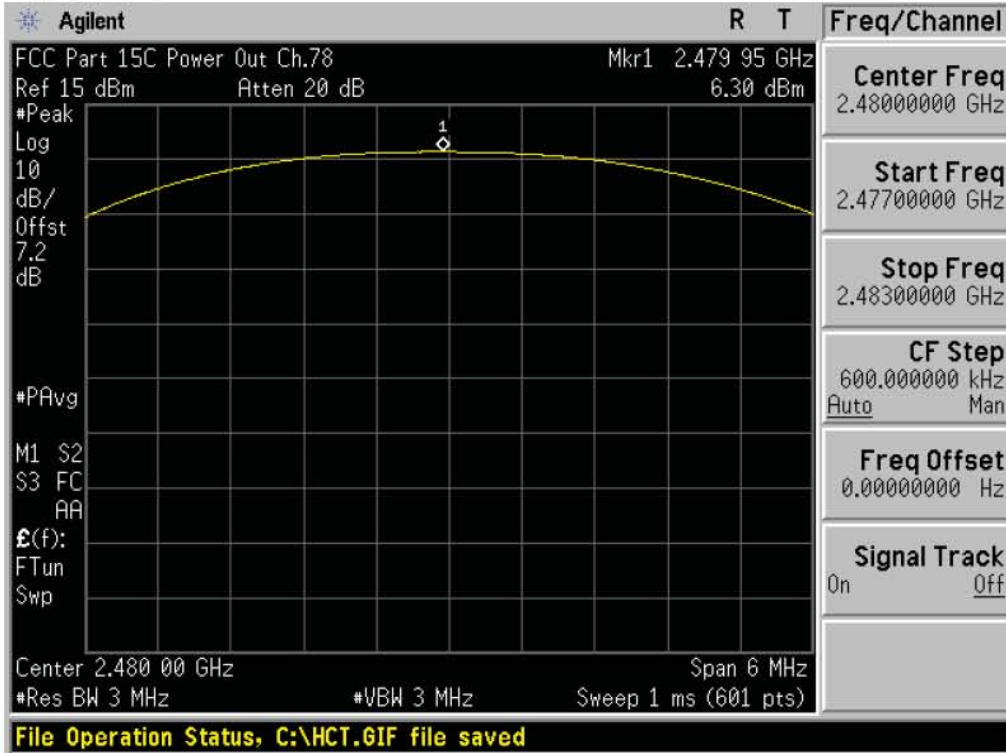


Test Plots (GFSK)
Peak Power (Mid-CH)

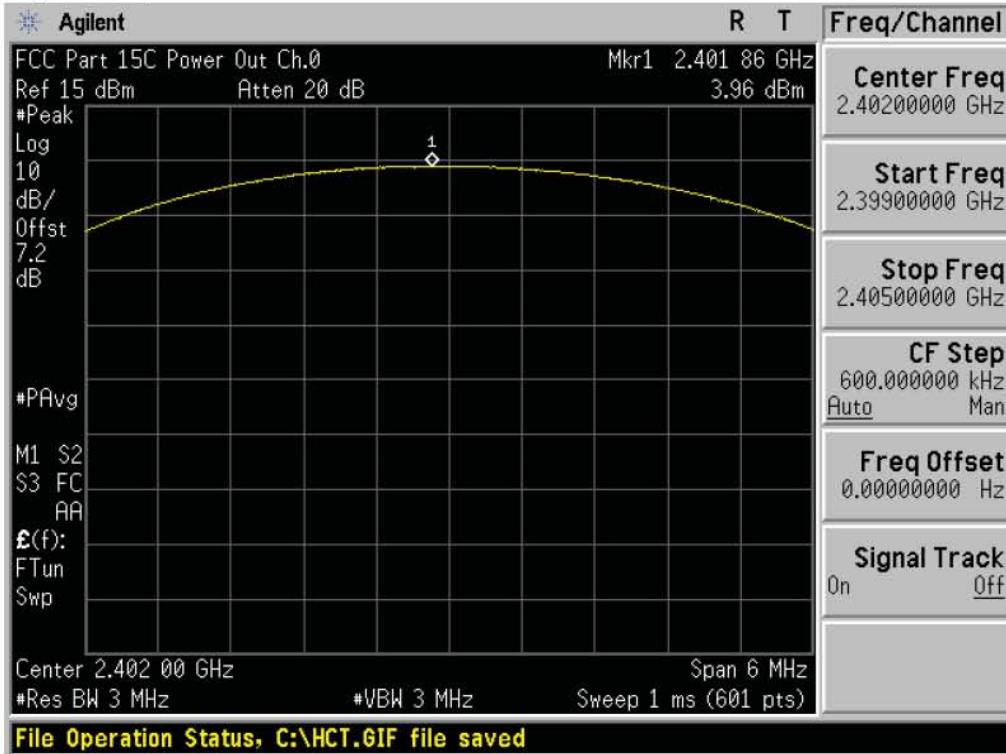


FCC PT.15.247 TEST REPORT	FCC CERTIFICATION REPORT		www.hct.co.kr
Test Report No. HCTR1306FR11	Date of Issue: June 07, 2013	EUT Type: GSM Phone with Bluetooth3.0, WIFI802.11 b/g/n	FCC ID: ZNFE440

Test Plots (GFSK)
Peak Power (High-CH)

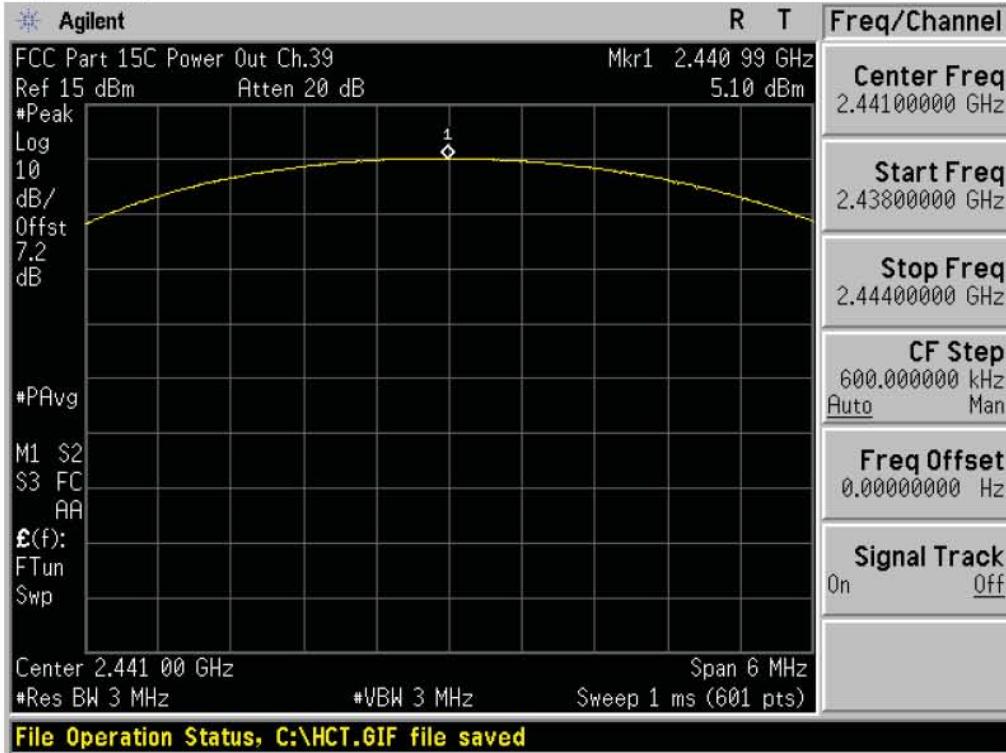


Test Plots (8DPSK)
Peak Power (Low-CH)

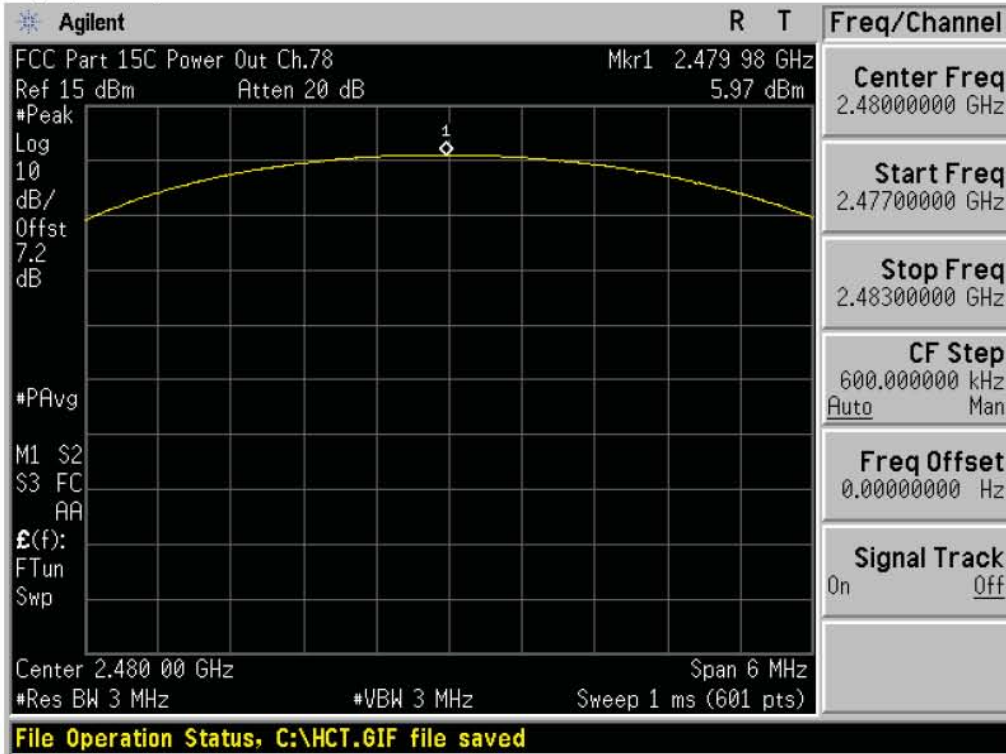


FCC PT.15.247 TEST REPORT	FCC CERTIFICATION REPORT		www.hct.co.kr
Test Report No. HCTR1306FR11	Date of Issue: June 07, 2013	EUT Type: GSM Phone with Bluetooth3.0, WIFI802.11 b/g/n	FCC ID: ZNFE440

Test Plots (8DPSK)
Peak Power (Mid-CH)

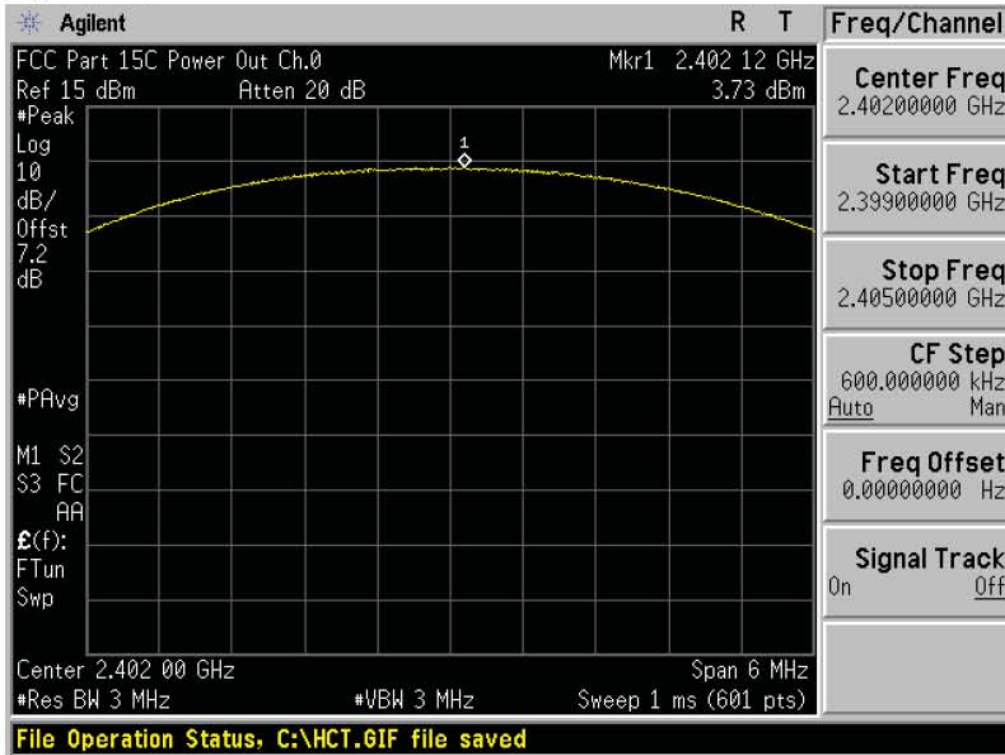


Test Plots (8DPSK)
Peak Power (High-CH)

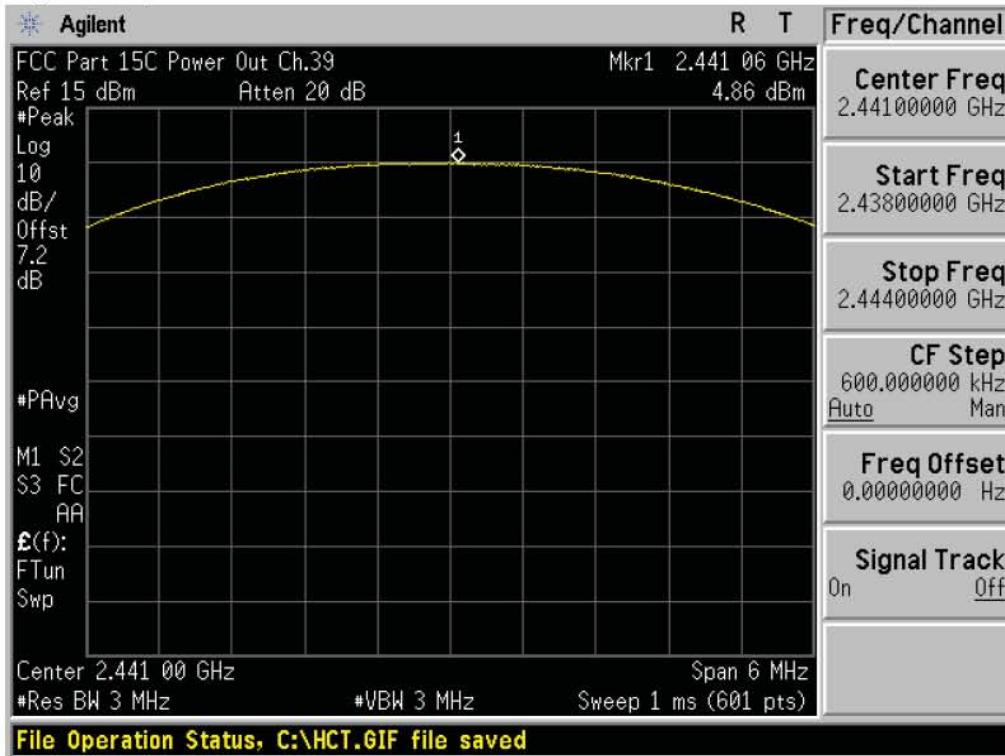


FCC PT.15.247 TEST REPORT	FCC CERTIFICATION REPORT		www.hct.co.kr
Test Report No. HCTR1306FR11	Date of Issue: June 07, 2013	EUT Type: GSM Phone with Bluetooth3.0, WIFI802.11 b/g/n	FCC ID: ZNFE440

Test Plots ($\pi/4$ DQPSK)
Peak Power (Low-CH)



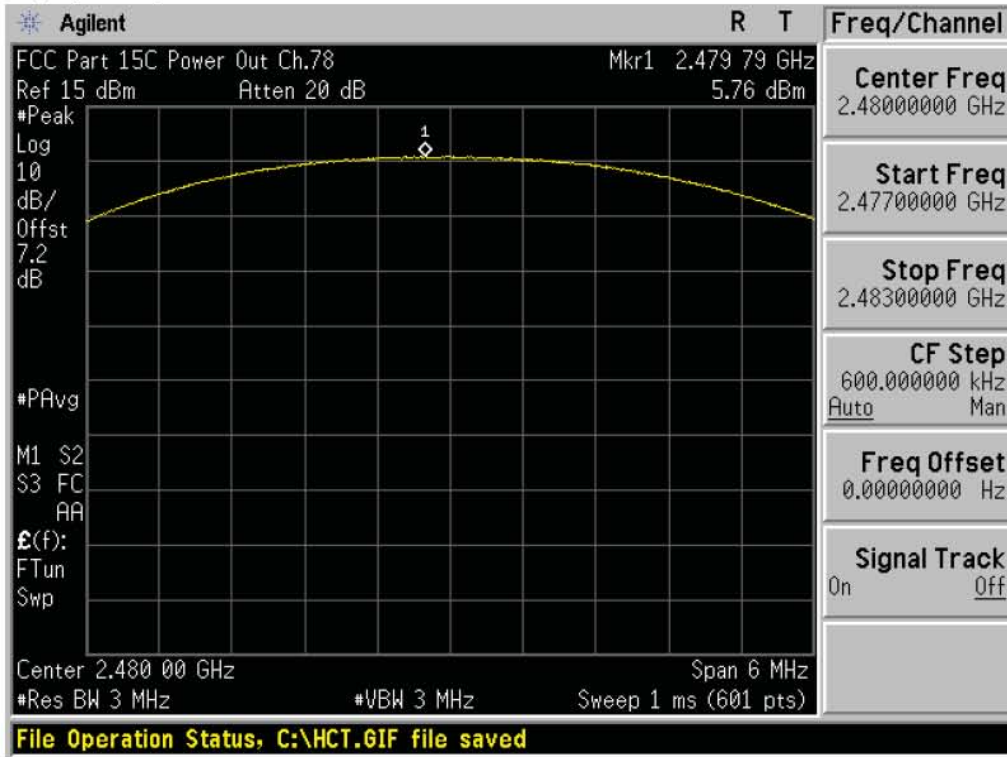
Test Plots ($\pi/4$ DQPSK)
Peak Power (Mid-CH)



FCC PT.15.247 TEST REPORT	FCC CERTIFICATION REPORT		www.hct.co.kr
Test Report No. HCTR1306FR11	Date of Issue: June 07, 2013	EUT Type: GSM Phone with Bluetooth3.0, WIFI802.11 b/g/n	FCC ID: ZNFE440



Test Plots ($\pi/4$ DQPSK)
Peak Power (High-CH)



FCC PT.15.247 TEST REPORT	FCC CERTIFICATION REPORT		www.hct.co.kr
Test Report No. HCTR1306FR11	Date of Issue: June 07, 2013	EUT Type: GSM Phone with Bluetooth3.0, WIFI802.11 b/g/n	FCC ID: ZNFE440