





# APPENDIX F: SAR TEST SETUP PHOTOGRAPHS



<b>FCC ID:</b> ZNFD950	 <b>PCTEST</b> ENGINEERING LABORATORY, INC.	<b>SAR EVALUATION REPORT</b>	 <b>LG</b>	<b>Reviewed by:</b> Quality Manager
<b>Test Dates:</b> 12/02/13 - 12/16/13	<b>DUT Type:</b> Portable Handset			<b>APPENDIX F:</b> Page 1 of 9



**SAR Test Setup Photo 1 - Right Cheek**




**SAR Test Setup Photo 2 - Right Tilt**



<b>FCC ID:</b> ZNFD950	 <small>ENGINEERING LABORATORY, INC.</small>	<b>SAR EVALUATION REPORT</b>	 <b>Reviewed by:</b> Quality Manager
<b>Test Dates:</b> 12/02/13 - 12/16/13	<b>DUT Type:</b> Portable Handset	<b>APPENDIX F:</b> Page 2 of 9	



**SAR Test Setup Photo 3 - Left Cheek**




**SAR Test Setup Photo 4 - Left Tilt**



<b>FCC ID:</b> ZNFD950		<b>SAR EVALUATION REPORT</b>		<b>Reviewed by:</b> Quality Manager
<b>Test Dates:</b> 12/02/13 - 12/16/13	<b>DUT Type:</b> Portable Handset			<b>APPENDIX F:</b> Page 3 of 9



SAR Test Setup Photo 5 - Back Side at 0.8 cm



SAR Test Setup Photo 6 - Back Side at 0.0 cm



FCC ID: ZNFD950	 <small>ENGINEERING LABORATORY, INC.</small>	SAR EVALUATION REPORT	 Reviewed by: Quality Manager
Test Dates: 12/02/13 - 12/16/13	DUT Type: Portable Handset	APPENDIX F: Page 4 of 9	



**SAR Test Setup Photo 7 - Front Side at 0.8 cm**




**SAR Test Setup Photo 8 - Front Side at 0.0 cm**

<b>FCC ID:</b> ZNFD950	 <small>PCTEST ENGINEERING LABORATORY, INC.</small>	<b>SAR EVALUATION REPORT</b>	 <b>Reviewed by:</b> Quality Manager
<b>Test Dates:</b> 12/02/13 - 12/16/13	<b>DUT Type:</b> Portable Handset	<b>APPENDIX F:</b> Page 5 of 9	







**SAR Test Setup Photo 9- Top Edge at 1.0 cm**



**SAR Test Setup Photo 10 Top Edge at 0.0 cm**



<b>FCC ID:</b> ZNFD950		<b>SAR EVALUATION REPORT</b>	 <b>Reviewed by:</b> Quality Manager
<b>Test Dates:</b> 12/02/13 - 12/16/13	<b>DUT Type:</b> Portable Handset	<b>APPENDIX F:</b> Page 6 of 9	




SAR Test Setup Photo 11 - Bottom Edge at 1.0 cm




SAR Test Setup Photo 12 - Right Edge at 1.0 cm



<b>FCC ID:</b> ZNFD950	 <small>ENGINEERING LABORATORY, INC.</small>	<b>SAR EVALUATION REPORT</b>	 <b>Reviewed by:</b> Quality Manager
<b>Test Dates:</b> 12/02/13 - 12/16/13	<b>DUT Type:</b> Portable Handset	<b>APPENDIX F:</b> Page 7 of 9	



SAR Test Setup Photo 13 - Left Edge at 1.0 cm





SAR Test Setup Photo 14 - Left Edge at 0.0 cm

FCC ID: ZNFD950	 <small>ENGINEERING LABORATORY, INC.</small>	SAR EVALUATION REPORT	 <b>Reviewed by:</b> Quality Manager
<b>Test Dates:</b> 12/02/13 - 12/16/13	<b>DUT Type:</b> Portable Handset	<b>APPENDIX F:</b> Page 8 of 9	





**SAR Test Setup Photo 15 - Horizontal and Vertical Reference Lines**

<b>FCC ID:</b> ZNFD950	 <small>ENGINEERING LABORATORY, INC.</small>	<b>SAR EVALUATION REPORT</b>	 <b>Reviewed by:</b> Quality Manager
<b>Test Dates:</b> 12/02/13 - 12/16/13	<b>DUT Type:</b> Portable Handset	<b>APPENDIX F:</b> Page 9 of 9	