





18. TEST PHOTOGRAPHS

See following Attached Pages for setup photographs.



FCC ID: ZNFD950	 PCTEST ENGINEERING LABORATORY, INC.	HAC (RF EMISSIONS) TEST REPORT	 LG	Reviewed by: Quality Manager
Filename: 0Y1312022321-R1.ZNF	Test Dates: December 4-10, 2013	EUT Type: Portable Handset	Page 61 of 63	



**Figure 18-1
Ear Reference Point HAC Phantom Alignment**



**Figure 18-2
HAC Phantom Plane Alignment**

FCC ID: ZNFD950		HAC (RF EMISSIONS) TEST REPORT	 Reviewed by: Quality Manager
Filename: 0Y1312022321-R1.ZNF	Test Dates: December 4-10, 2013	EUT Type: Portable Handset	Page 62 of 63

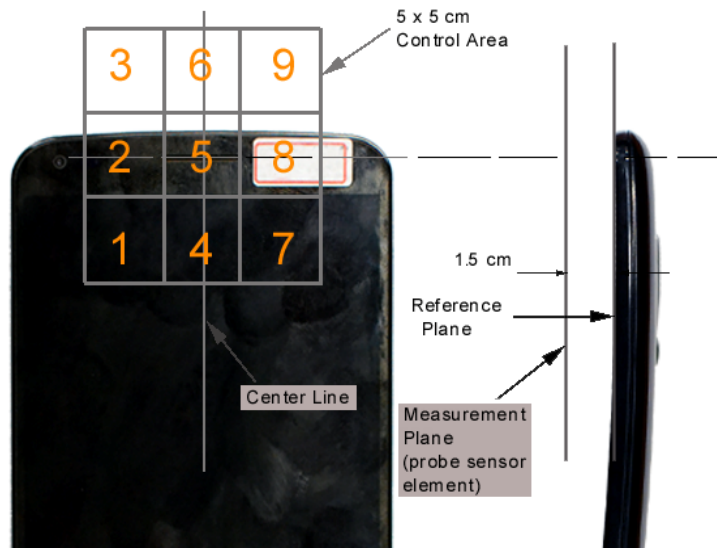


Figure 18-3 5x5 Scan grid above WD (Acoustic Centered Scan pictured)



Figure 18-4 E-Field WD Scan overlay (T-Coil Centered Scan pictured)

FCC ID: ZNFD950	PCTEST ENGINEERING LABORATORY, INC.	HAC (RF EMISSIONS) TEST REPORT	LG	Reviewed by: Quality Manager
Filename: 0Y1312022321-R1.ZNF	Test Dates: December 4-10, 2013	EUT Type: Portable Handset		Page 63 of 63