



APPENDIX F: SAR TEST SETUP PHOTOGRAPHS



FCC ID ZNFD850		SAR EVALUATION REPORT		Reviewed by: Quality Manager
Test Dates: 05/05/14 - 05/21/14	DUT Type: Portable Handset			APPENDIX F: Page 1 of 12



SAR Test Setup Photo 1 - Right Cheek




SAR Test Setup Photo 2 - Right Tilt



FCC ID ZNFD850		SAR EVALUATION REPORT		Reviewed by: Quality Manager
Test Dates: 05/05/14 - 05/21/14	DUT Type: Portable Handset			APPENDIX F: Page 2 of 12




SAR Test Setup Photo 3 - Right Cheek with WCC open




SAR Test Setup Photo 4 - Right Cheek with WCC closed



FCC ID ZNFD850	 PCTEST <small>ENGINEERING LABORATORY, INC.</small>	SAR EVALUATION REPORT	 LG	Reviewed by: Quality Manager
Test Dates: 05/05/14 - 05/21/14	DUT Type: Portable Handset	APPENDIX F: Page 3 of 12		




SAR Test Setup Photo 5 - Right Tilt with WCC open




SAR Test Setup Photo 6 - Right Tilt with WCC closed



FCC ID ZNFD850		SAR EVALUATION REPORT		Reviewed by: Quality Manager
Test Dates: 05/05/14 - 05/21/14	DUT Type: Portable Handset			APPENDIX F: Page 4 of 12



SAR Test Setup Photo 7 - Left Cheek




SAR Test Setup Photo 8 - Left Tilt



FCC ID ZNFD850		SAR EVALUATION REPORT		Reviewed by: Quality Manager
Test Dates: 05/05/14 - 05/21/14	DUT Type: Portable Handset	APPENDIX F: Page 5 of 12		



SAR Test Setup Photo 9 - Left Cheek with WCC open



SAR Test Setup Photo 10 - Left Cheek with WCC closed



FCC ID ZNFD850		SAR EVALUATION REPORT		Reviewed by: Quality Manager
Test Dates: 05/05/14 - 05/21/14	DUT Type: Portable Handset	APPENDIX F: Page 6 of 12		




SAR Test Setup Photo 11 - Back at 10 mm



SAR Test Setup Photo 12 - Back at 10 mm with WCC closed



FCC ID ZNFD850		SAR EVALUATION REPORT		Reviewed by: Quality Manager
Test Dates: 05/05/14 - 05/21/14	DUT Type: Portable Handset	APPENDIX F: Page 7 of 12		



SAR Test Setup Photo 13 - Front at 10 mm



SAR Test Setup Photo 14 - Top at 10 mm



FCC ID ZNFD850		SAR EVALUATION REPORT		Reviewed by: Quality Manager
Test Dates: 05/05/14 - 05/21/14	DUT Type: Portable Handset			APPENDIX F: Page 8 of 12



SAR Test Setup Photo 15 - Bottom at 10 mm



SAR Test Setup Photo 16 - Bottom at 10 mm with WCC closed



FCC ID ZNFD850		SAR EVALUATION REPORT		Reviewed by: Quality Manager
Test Dates: 05/05/14 - 05/21/14	DUT Type: Portable Handset			APPENDIX F: Page 9 of 12



SAR Test Setup Photo 17 - Right Edge at 10 mm



SAR Test Setup Photo 18 - Right Edge at 10 mm with WCC closed



FCC ID ZNFD850		SAR EVALUATION REPORT		Reviewed by: Quality Manager
Test Dates: 05/05/14 - 05/21/14	DUT Type: Portable Handset			APPENDIX F: Page 10 of 12



SAR Test Setup Photo 19 - Left Edge at 10 mm





SAR Test Setup Photo 20 - Left Edge at 10 mm with WCC closed

FCC ID ZNFD850		SAR EVALUATION REPORT		Reviewed by: Quality Manager
Test Dates: 05/05/14 - 05/21/14	DUT Type: Portable Handset			APPENDIX F: Page 11 of 12



SAR Test Setup Photo 21 - Vertical and Horizontal Reference Lines

FCC ID ZNFD850		SAR EVALUATION REPORT		Reviewed by: Quality Manager
Test Dates: 05/05/14 - 05/21/14	DUT Type: Portable Handset			APPENDIX F: Page 12 of 12