

13. TEST SETUP PHOTOGRAPHS



FCC ID: ZNFD850	 PCTEST ENGINEERING LABORATORY, INC.	HAC (T-COIL) TEST REPORT	 LG	Reviewed by: Quality Manager
Filename: 0Y1405060931.ZNF	Test Dates: May 7-8, 2014	EUT Type: Portable Handset		Page 37 of 37



Figure 13-1
Test Setup for Wireless Device (Standard Battery Cover)






Figure 13-2
Test Setup for Wireless Device (Wireless Charging Cover Open)

FCC ID:ZNF850	 PCTEST ENGINEERING LABORATORY, INC.	HAC (T-COIL) TEST REPORT	 LG	Reviewed by: Quality Manager
Filename: 0Y1405060931.ZNF	Test Dates: May 7-8, 2014	EUT Type: Portable Handset		Page 38 of 38




Figure 13-3
Test Setup for Wireless Device (Wireless Charging Cover Closed)




Figure 13-4
Test Setup for Wireless Device (Standard Battery Cover)



FCC ID:ZNF850		HAC (T-COIL) TEST REPORT		Reviewed by: Quality Manager
Filename: 0Y1405060931.ZNF	Test Dates: May 7-8, 2014	EUT Type: Portable Handset	Page 39 of 39	



Figure 13-5
Test Setup for Wireless Device (Wireless Charging Cover Open)




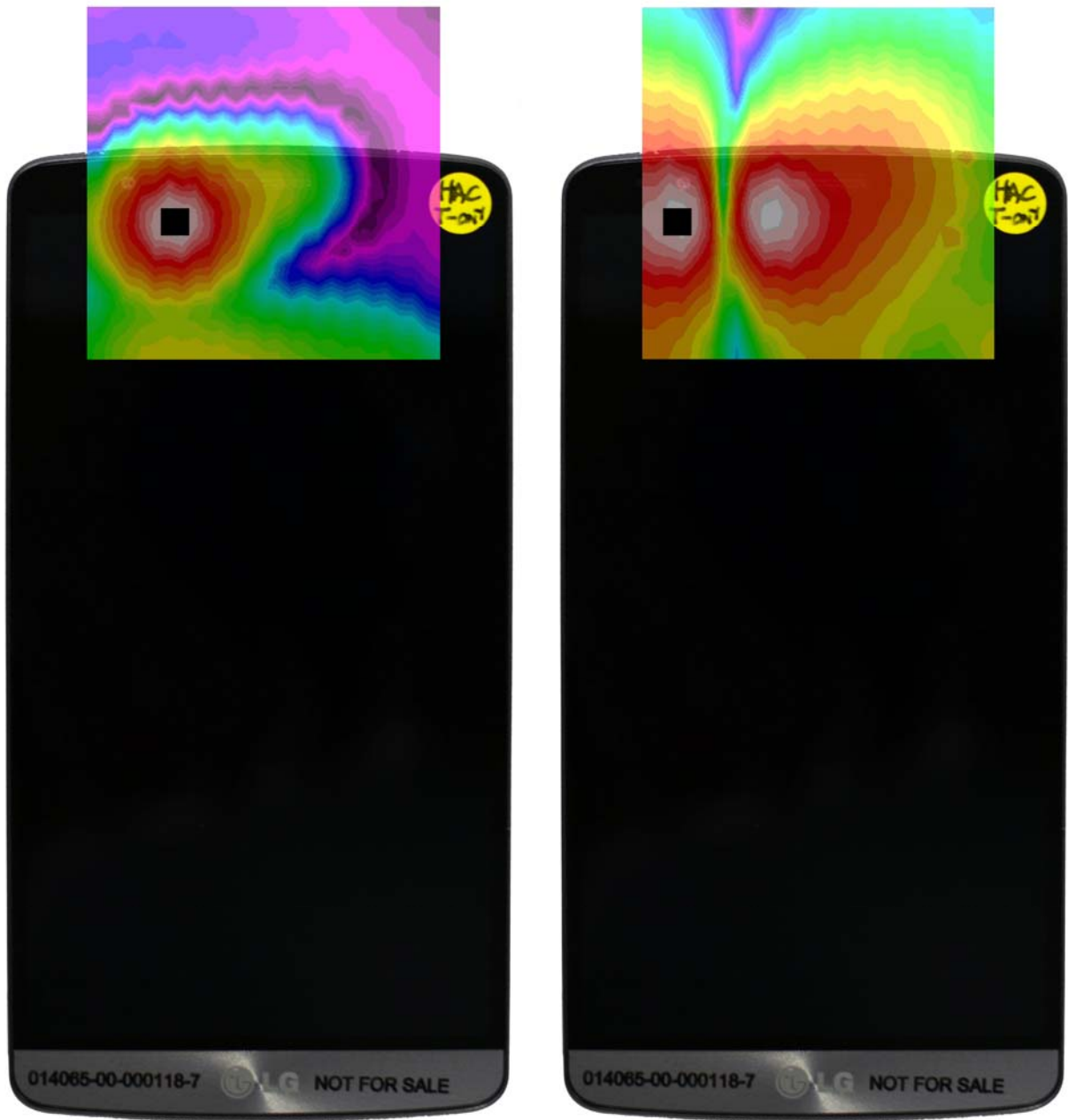


Figure 13-6
Test Setup for Wireless Device (Wireless Charging Cover Closed)

FCC ID:ZNF850		HAC (T-COIL) TEST REPORT		Reviewed by: Quality Manager
Filename: 0Y1405060931.ZNF	Test Dates: May 7-8, 2014	EUT Type: Portable Handset	Page 40 of 40	





Axial

Radial (Transverse)

**Figure 13-7
T-Coil Scan Overlay Magnetic Field Distributions**

Note: Final measurement locations are indicated by a cursor on the contour plots.

FCC ID:ZNF850	 PCTEST ENGINEERING LABORATORY, INC.	HAC (T-COIL) TEST REPORT	 LG	Reviewed by: Quality Manager
Filename: 0Y1405060931.ZNF	Test Dates: May 7-8, 2014	EUT Type: Portable Handset		Page 41 of 41