

# HCT CO., LTD.

## CERTIFICATE OF COMPLIANCE FCC Certification

<b>Applicant Name:</b> LG Electronics MobileComm U.S.A., Inc.	<b>Date of Issue:</b> September 06, 2013
<b>Address:</b> 1000 Sylvan Avenue, Englewood Cliffs NJ 07632	<b>Test Site/Location:</b> HCT CO., LTD., 105-1, Jangam-ri, Majang-Myeon, Icheon-si, Kyunggi-Do, Korea
	<b>Report No.:</b> HCTR1308FR42-1
	<b>HCT FRN:</b> 0005866421

**FCC ID : ZNFD821**

**APPLICANT : LG Electronics MobileComm U.S.A., Inc.**

**FCC Model(s):** D821

**Additional FCC Model(s):** LG-D821, LGD821

**EUT Type:** GSM/WCDMA/LTE Phone with Bluetooth, WLAN(2.4GHz & 5GHz) and NFC

**Max. RF Output Power:** Wi-Fi 802.11b (22.19 dBm) / Wi-Fi 802.11g (17.66 dBm) / Wi-Fi 802.11n (2.4 GHz) (16.71 dBm) / Wi-Fi 802.11ac (2.4 GHz) (17.92 dBm) / Wi-Fi 802.11a (5.8 GHz) (17.69 dBm) / Wi-Fi 802.11n\_20 MHz BW (5.8 GHz) (16.88 dBm) / Wi-Fi 802.11n\_40 MHz BW (5.8 GHz) (16.27 dBm) / Wi-Fi 802.11ac\_20 MHz BW (5.8 GHz) (16.82 dBm) / Wi-Fi 802.11ac\_40 MHz BW (5.8 GHz) (16.22 dBm) / Wi-Fi 802.11ac\_80 MHz BW (5.8 GHz) (16.66 dBm)

**Frequency Range:** 2412 MHz - 2462 MHz (2.4 GHz Band)  
5745 MHz - 5825 MHz (5.8 GHz Band)\_20 MHz BW, 5755 MHz - 5795 MHz (5.8 GHz Band)\_40 MHz BW  
5775 MHz (5.8 GHz Band)\_80 MHz BW

**Modulation type:** CCK/DSSS/OFDM

**FCC Classification:** Digital Transmission System(DTS)

**FCC Rule Part(s):** Part 15.247

**Engineering Statement:**

The measurements shown in this report were made in accordance with the procedures indicated, and the emissions from this equipment were found to be within the limits applicable. I assume full responsibility for the accuracy and completeness of these measurements, and for the qualifications of all persons taking them.

HCT CO., LTD. Certifies that no party to this application has subject to a denial of Federal benefits that includes FCC benefits pursuant to section 5301 of the Anti-Drug Abuse Act of 1998,21 U.S. C.853(a)



**Report prepared by**  
**: Jong Seok Lee**  
**Test engineer of RF Team**



**Approved by**  
**: Chang Seok Choi**  
**Manager of RF Team**

This report only responds to the tested sample and may not be reproduced, except in full, without written approval of the HCT Co., Ltd.

FCC PT.15.247 TEST REPORT	FCC CERTIFICATION REPORT		<a href="http://www.hct.co.kr">www.hct.co.kr</a>
Test Report No. HCTR1308FR42-1	Date of Issue: September 06, 2013	EUT Type: GSM/WCDMA/LTE Phone with Bluetooth, WLAN(2.4GHz & 5GHz) and NFC	FCC ID: ZNFD821

# Version

TEST REPORT NO.	DATE	DESCRIPTION
HCTR1308FR42	September 04, 2013	- First Approval Report
HCTR1308FR42-1	September 06, 2013	- Revise EUT Type.

# Table of Contents

1. GENERAL INFORMATION .....	4
2. EUT DESCRIPTION .....	4
3. TEST METHODOLOGY .....	5
3.1 EUT CONFIGURATION .....	5
3.2 EUT EXERCISE .....	5
3.3 GENERAL TEST PROCEDURES .....	5
3.4 DESCRIPTION OF TEST MODES .....	5
4. INSTRUMENT CALIBRATION.....	6
5. FACILITIES AND ACCREDITATIONS .....	6
5.1 FACILITIES .....	6
5.2 EQUIPMENT .....	6
6. ANTENNA REQUIREMENTS .....	6
7. SUMMARY TEST OF RESULTS .....	7
8. TEST RESULT .....	8
8.1 DUTY CYCLE(802.11a/b/g/n/ac) .....	8
8.2 6dB BANDWIDTH (802.11a/b/g/n/ac) .....	1 1
8.3 OUTPUT POWER (802.11a/b/g/n/ac).....	2 0
8.4 POWER SPECTRAL DENSITY (802.11a/b/g/n/ac).....	5 2
8.5 OUT OF BAND EMISSIONS AT THE BAND EDGE/ CONDUCTED SPURIOUS EMISSIONS ...	6 1
8.6 RADIATED MEASUREMENT.....	1 2 5
8.6.1 RADIATED SPURIOUS EMISSIONS.....	1 2 5
8.6.2 RADIATED RESTRICTED BAND EDGES .....	1 7 3
8.7 POWERLINE CONDUCTED EMISSIONS .....	1 8 5
9. LIST OF TEST EQUIPMENT .....	1 9 0

FCC PT.15.247 TEST REPORT	FCC CERTIFICATION REPORT		<a href="http://www.hct.co.kr">www.hct.co.kr</a>
Test Report No. HCTR1308FR42-1	Date of Issue: September 06, 2013	EUT Type: GSM/WCDMA/LTE Phone with Bluetooth, WLAN(2.4GHz & 5GHz) and NFC	FCC ID: ZNF821



## 1. GENERAL INFORMATION

**Applicant:** LG Electronics MobileComm U.S.A., Inc.  
**Address:** 1000 Sylvan Avenue, Englewood Cliffs NJ 07632  
**FCC ID:** ZNFD821  
**EUT Type:** GSM/WCDMA/LTE Phone with Bluetooth, WLAN(2.4GHz & 5GHz) and NFC  
**Model name(s):** D821  
**Additional Model name(s):** LG-D821, LGD821  
**Date(s) of Tests:** July 05, 2013 ~ August 26, 2013  
**Place of Tests:** HCT Co., Ltd.  
 105-1, Jangam-ri, Majang-Myeon, Icheon-si, Kyunggi-Do, 467-811, KOREA.  
 (IC Recognition No. : 5944A-3)

## 2. EUT DESCRIPTION

<b>EUT Type</b>	GSM/WCDMA/LTE Phone with Bluetooth, WLAN(2.4GHz & 5GHz) and NFC	
<b>FCC Model Name</b>	D821	
<b>Additional FCC Model Name</b>	LG-D821, LGD821	
<b>Power Supply</b>	DC 3.8 V	
<b>Battery type</b>	Li-ion Battery(Standard)	
<b>Frequency Range</b>	TX	: 2412 MHz~2462 MHz, 5745 MHz~5825 MHz_20 MHz, 5755 MHz~5795 MHz_40 MHz 5775 MHz_80 MHz
	RX	: 2412 MHz~2462 MHz, 5745 MHz~5825 MHz_20 MHz, 5755 MHz~5795 MHz_40 MHz 5775 MHz_80 MHz
<b>Max. RF Output Power</b>	Peak	Wi-Fi 802.11b (22.19 dBm) / Wi-Fi 802.11g (17.66 dBm)/ Wi-Fi 802.11n (2.4 GHz) (16.71 dBm) / Wi-Fi 802.11ac (2.4 GHz) (17.92 dBm) / Wi-Fi 802.11a (5.8 GHz) (17.69 dBm)/ Wi-Fi 802.11n_20 MHz BW (5.8 GHz) (16.88 dBm) / Wi-Fi 802.11n_40 MHz BW (5.8 GHz) (16.27 dBm) / Wi-Fi 802.11ac_20 MHz BW (5.8 GHz) (16.82 dBm) / Wi-Fi 802.11ac_40 MHz BW (5.8 GHz) (16.22 dBm) / Wi-Fi 802.11ac_80 MHz BW (5.8 GHz) (16.66 dBm)
	Average	Wi-Fi 802.11b (16.26 dBm) / Wi-Fi 802.11g (9.80 dBm)/ Wi-Fi 802.11n (2.4 GHz) (8.53 dBm) / Wi-Fi 802.11ac (2.4 GHz) (9.77 dBm) / Wi-Fi 802.11a (5.8 GHz) (10.17 dBm)/ Wi-Fi 802.11n_20 MHz BW (5.8 GHz) (9.22 dBm) / Wi-Fi 802.11n_40 MHz BW (5.8 GHz) (8.71 dBm) / Wi-Fi 802.11ac_20 MHz BW (5.8 GHz) (9.25 dBm) / Wi-Fi 802.11ac_40 MHz BW (5.8 GHz) (8.65 dBm) / Wi-Fi 802.11ac_80 MHz BW (5.8 GHz) (9.16 dBm)
<b>Modulation Type</b>	DSSS/CCK(802.11b), OFDM(802.11a, 802.11g, 802.11n, 802.11ac)	
<b>Antenna Specification</b>	Manufacturer: acetechonology A Antenna type: Built-in Antenna Peak Gain : -1.59 dBi (2.4 GHz Band), -0.49 dBi (5.8 GHz Band)	

<b>FCC PT.15.247 TEST REPORT</b>	<b>FCC CERTIFICATION REPORT</b>		<a href="http://www.hct.co.kr">www.hct.co.kr</a>
<b>Test Report No.</b> HCTR1308FR42-1	<b>Date of Issue:</b> September 06, 2013	<b>EUT Type:</b> GSM/WCDMA/LTE Phone with Bluetooth, WLAN(2.4GHz & 5GHz) and NFC	<b>FCC ID:</b> ZNFD821



### 3. TEST METHODOLOGY

FCC KDB 558074 D01 DTS Meas Guidance v03r01 dated April 09, 2013 entitled “Guidance for Performing Compliance Measurements on Digital Transmission Systems(DTS) and the measurement procedure described in the American National Standard for Testing Unlicensed Wireless Devices(ANSI C63.4-2003) Operating Under §15.247” were used in the measurement.

#### 3.1 EUT CONFIGURATION

The EUT configuration for testing is installed on RF field strength measurement to meet the Commissions requirement and operating in a manner that intends to maximize its emission characteristics in a continuous normal application.

#### 3.2 EUT EXERCISE

The EUT was operated in the engineering mode to fix the Tx frequency that was for the purpose of the measurements. According to its specifications, the EUT must comply with the requirements of the Section 15.207, 15.209 and 15.247 under the FCC Rules Part 15 Subpart C.

#### 3.3 GENERAL TEST PROCEDURES

##### Conducted Emissions

The EUT is placed on the turntable, which is 0.8 m above ground plane. According to the requirements in Section 13.1.4.1 of ANSI C63.4. (Version :2003) Conducted emissions from the EUT measured in the frequency range between 0.15 MHz and 30MHz using CISPR Quasi-peak and average detector modes.

##### Radiated Emissions

The EUT is placed on a turn table, which is 0.8 m above ground plane. The turntable shall rotate 360 degrees to determine the position of maximum emission level. EUT is set 3 m away from the receiving antenna, which varied from 1 m to 4 m to find out the highest emission. And also, each emission was to be maximized by changing the polarization of receiving antenna both horizontal and vertical. In order to find out the max. emission, the relative positions of this hand-held transmitter (EUT) was rotated through three orthogonal axes according to the requirements in Section 13.1.4.1 of ANSI C63.4. (Version: 2003)

##### Conducted Antenna Terminal

See Section from 9.1 to 9.2.(KDB 558074)

#### 3.4 DESCRIPTION OF TEST MODES

The EUT has been tested under operating condition. Test program used to control the EUT for staying in continuous transmitting and receiving mode is programmed.

Channel low, mid and high with highest data rate (worst case) is chosen for full testing.

FCC PT.15.247 TEST REPORT		FCC CERTIFICATION REPORT		<a href="http://www.hct.co.kr">www.hct.co.kr</a>
Test Report No. HCTR1308FR42-1	Date of Issue: September 06, 2013	EUT Type: GSM/WCDMA/LTE Phone with Bluetooth, WLAN(2.4GHz & 5GHz) and NFC		FCC ID: ZNFD821



## 4. INSTRUMENT CALIBRATION

The measuring equipment, which was utilized in performing the tests documented herein, has been calibrated in accordance with the manufacturer's recommendations for utilizing calibration equipments, which is traceable to recognized national standards.

## 5. FACILITIES AND ACCREDITATIONS

### 5.1 FACILITIES

The SAC(Semi-Anechoic Chamber) and conducted measurement facility used to collect the radiated data are located at the 105-1, Jangam-ri, Majang-Myeon, Icheon-si, Kyunggi-Do, 467-811, Korea. The site is constructed in conformance with the requirements of ANSI C63.4. (Version :2003) and CISPR Publication 22. Detailed description of test facility was submitted to the Commission and accepted dated June 21, 2011 (Registration Number: 90661)

### 5.2 EQUIPMENT

Radiated emissions are measured with one or more of the following types of Linearly polarized antennas: tuned dipole, bi-conical, log periodic, bi-log, and/or ridged waveguide, horn. Spectrum analyzers with pre-selectors and quasi-peak detectors are used to perform radiated measurements. Conducted emissions are measured with Line Impedance Stabilization Networks and EMI Test Receivers. Calibrated wideband preamplifiers, coaxial cables, and coaxial attenuators are also used for making measurements.

All receiving equipment conforms to CISPR Publication 16-1, "Radio Interference Measuring Apparatus and Measurement Methods."

## 6. ANTENNA REQUIREMENTS

### According to FCC 47 CFR §15.203:

"An intentional radiator antenna shall be designed to ensure that no antenna other than that furnished by the responsible party can be used with the device. The use of a permanently attached antenna or of an antenna that uses a unique coupling to the intentional radiator shall be considered sufficient to comply with the provisions of this section."

\* The antennas of this E.U.T are permanently attached.

\*The E.U.T Complies with the requirement of §15.203

FCC PT.15.247 TEST REPORT	FCC CERTIFICATION REPORT		<a href="http://www.hct.co.kr">www.hct.co.kr</a>
Test Report No. HCTR1308FR42-1	Date of Issue: September 06, 2013	EUT Type: GSM/WCDMA/LTE Phone with Bluetooth, WLAN(2.4GHz & 5GHz) and NFC	FCC ID: ZNFD821

## 7. SUMMARY TEST OF RESULTS

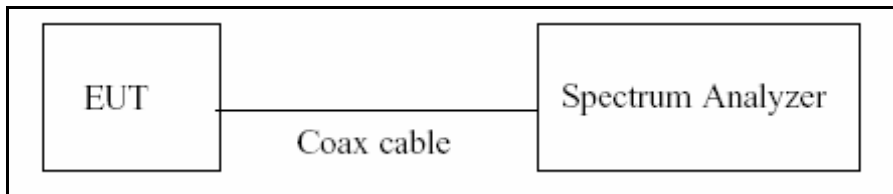
Test Description	FCC Part Section(s)	Test Limit	Test Condition	Test Result
6 dB Bandwidth	§15.247(a)(2)	> 500 kHz	CONDUCTED	PASS
Conducted Maximum Peak Output Power	§15.247(b)(3)	< 1 Watt		PASS
Power Spectral Density	§15.247(e)	< 8 dBm / 3 kHz Band		PASS
Band Edge(Out of Band Emissions)	§15.247(d)	Conducted < 20 dBc		PASS
AC Power line Conducted Emissions	§15.207	cf. Section 8.6		PASS
Radiated Spurious Emissions	§15.205, 15.209	cf. Section 8.5.1	RADIATED	PASS
Radiated Restricted Band Edge	§15.247(d), 15.205, 15.209	cf. Section 8.5.2		PASS

## 8. TEST RESULT

### 8.1 DUTY CYCLE(802.11a/b/g/n/ac)

The zero-span mode on a spectrum analyzer or EMI receiver if the response time and spacing between bins on the sweep are sufficient to permit accurate measurements of the on and off times of the transmitted signal. Set the center frequency of the instrument to the center frequency of the transmission. Set  $RBW \geq OBW$  if possible; otherwise, set RBW to the largest available value. Set  $VBW \geq RBW$ . Set detector = peak or average. The zero-span measurement method shall not be used unless both RBW and VBW are  $> 50/T$  and the number of sweep points across duration T exceeds 100. (For example, if VBW and/or RBW are limited to 3 MHz, then the zero-span method of measuring duty cycle shall not be used if  $T \leq 16.7$  microseconds.)

#### TEST CONFIGURATION



#### TEST PROCEDURE

The transmitter output is connected to the Spectrum Analyzer. We tested according to the zero-span measurement method, 6.0)b) in KDB 558074( issued 04/09/2013)

The largest available value of RBW is 8 MHz and VBW is 50 MHz. The zero-span method of measuring duty cycle shall not be used if  $T \leq 6.25$  microseconds. ( $50/6.25 = 8$ )

The zero-span method was used because all measured T data are  $> 6.25$  microseconds and both RBW and VBW are  $> 50/T$ .

1. RBW = 8 MHz (the largest available value)
2. VBW = 8 MHz ( $\geq$  RBW)
3. SPAN = 0 Hz
4. Detector = Peak
5. Number of points in sweep  $> 100$
6. Trace mode = Clear write
7. Measure  $T_{total}$  and  $T_{on}$
8. Calculate Duty Cycle =  $T_{on} / T_{total}$  and Duty Cycle Factor =  $10 \cdot \log(1/\text{Duty Cycle})$

FCC PT.15.247 TEST REPORT	FCC CERTIFICATION REPORT		<a href="http://www.hct.co.kr">www.hct.co.kr</a>
Test Report No. HCTR1308FR42-1	Date of Issue: September 06, 2013	EUT Type: GSM/WCDMA/LTE Phone with Bluetooth, WLAN(2.4GHz & 5GHz) and NFC	FCC ID: ZNFD821



### Duty Cycle Factor

Mode	Data Rate	T <sub>on</sub> (ms)	T <sub>total</sub> (ms)	Duty Cycle	Duty Cycle Factor (dB)
2.4 GHz Band 802.11b	1 Mbps	12.390	12.510	0.99040767	0.042
	2 Mbps	6.220	6.320	0.98417722	0.069
	5.5 Mbps	2.320	2.410	0.96265560	0.165
	11 Mbps	1.205	1.305	0.92337165	0.346
2.4 GHz Band 802.11g and 5.8 GHz Band 802.11a	6 Mbs	2.065	2.165	0.95381062	0.205
	9 Mbs	1.380	1.485	0.92929293	0.318
	12 Mbs	1.044	1.146	0.91099476	0.405
	18 Mbs	0.704	0.808	0.87128713	0.598
	24 Mbs	0.532	0.635	0.83821676	0.766
	36 Mbs	0.365	0.466	0.78287921	1.063
	48 Mbs	0.276	0.378	0.73015873	1.366
2.4 GHz Band 802.11n_20 MHz BW and 5.8 GHz Band 802.11n_20 MHz BW	54 Mbs	0.248	0.350	0.70857143	1.496
	6.5 Mbs	1.920	2.020	0.95049505	0.221
	13 Mbs	0.980	1.085	0.90322581	0.442
	19.5 Mbs	0.664	0.766	0.86684073	0.621
	26 Mbs	0.508	0.610	0.83278689	0.795
	39 Mbs	0.352	0.454	0.77533040	1.105
	52 Mbs	0.271	0.374	0.72547447	1.394
5.8 GHz Band 802.11n_40 MHz BW	58.5 Mbs	0.248	0.350	0.70857143	1.496
	65 Mbs	0.228	0.330	0.69090909	1.606
	13.5 Mbps	0.945	1.047	0.90257880	0.445
	27 Mbps	0.492	0.592	0.83108108	0.804
	40.5 Mbps	0.340	0.440	0.77272727	1.120
	54 Mbps	0.264	0.365	0.72266374	1.411
	81 Mbps	0.188	0.289	0.65051903	1.867
	108 Mbps	0.152	0.253	0.60126582	2.209
2.4 GHz Band 802.11ac_20 MHz BW and 5.8 GHz Band 802.11ac_20 MHz BW	121.5 Mbps	0.140	0.241	0.58091286	2.359
	135 Mbps	0.128	0.229	0.55895197	2.526
	6.5 Mbps	1.930	2.035	0.94840295	0.230
	13 Mbps	0.987	1.092	0.90384615	0.439
	19.5 Mbps	0.672	0.776	0.86597938	0.625
	26 Mbps	0.516	0.620	0.83225806	0.797
	39 Mbps	0.356	0.458	0.77729258	1.094
	52 Mbps	0.280	0.382	0.73298429	1.349
58.5 Mbps	0.252	0.354	0.71186441	1.476	
65 Mbps	0.232	0.334	0.69461078	1.583	
78 Mbps	0.200	0.303	0.66006601	1.804	

Mode	Data Rate	T <sub>on</sub> (ms)	T <sub>total</sub> (ms)	Duty Cycle	Duty Cycle Factor (dB)
5.8 GHz Band 802.11ac_40 MHz BW	13.5	0.952	1.052	0.90494297	0.434
	27	0.496	0.596	0.83221477	0.798
	40.5	0.344	0.444	0.77477477	1.108
	54	0.268	0.368	0.72907609	1.372
	81	0.191	0.292	0.65410959	1.843
	108	0.156	0.257	0.60747664	2.165
	121.5	0.144	0.246	0.58655804	2.317
	135	0.132	0.233	0.56652361	2.468
	162	0.116	0.217	0.53225806	2.739
	180	0.112	0.213	0.52470588	2.801
5.8 GHz Band 802.11ac_80 MHz BW	29.3	0.460	0.560	0.82142857	0.854
	58.5	0.252	0.353	0.71307060	1.469
	87.8	0.180	0.281	0.64056940	1.934
	117	0.148	0.249	0.59485531	2.256
	175.5	0.112	0.213	0.52347418	2.811
	234	0.096	0.197	0.48730964	3.122
	263.3	0.088	0.189	0.46419098	3.333
	292.5	0.084	0.185	0.45135135	3.455
	351	0.076	0.177	0.42776204	3.688
	390	0.072	0.173	0.41449275	3.825

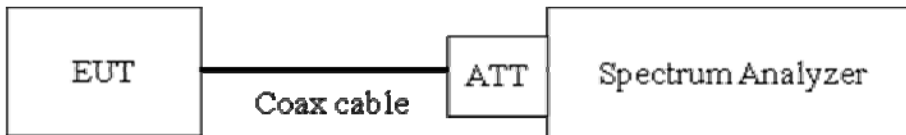
## 8.2 6dB BANDWIDTH (802.11a/b/g/n/ac)

### Test Requirements and limit, §15.247(a)(2)

The bandwidth at 6dB down from the highest in-band spectral density is measured with a spectrum analyzer connected to the receive antenna while the EUT is operating in transmission mode at the appropriate frequencies.

**The minimum permissible 6dB bandwidth is 500 kHz.**

### TEST CONFIGURATION



### TEST PROCEDURE

The transmitter output is connected to the Spectrum Analyzer.

The Spectrum Analyzer is set to ( Page 5 in KDB 558074, issued 04/09/2013)

RBW = 100 kHz

VBW  $\geq$  3 x RBW

Detector = Peak

Trace mode = max hold

Sweep = auto couple

Allow the trace to stabilize

Note : We tested 6 dB bandwidth using the automatic bandwidth measurement capability of a spectrum analyzer. X dB is set 6 dB.

FCC PT.15.247 TEST REPORT	FCC CERTIFICATION REPORT		<a href="http://www.hct.co.kr">www.hct.co.kr</a>
Test Report No. HCTR1308FR42-1	Date of Issue: September 06, 2013	EUT Type: GSM/WCDMA/LTE Phone with Bluetooth, WLAN(2.4GHz & 5GHz) and NFC	FCC ID: ZNFD821

**TEST RESULTS**

**Conducted 6dB Bandwidth Measurements for 802.11b**

802.11b Mode		Measured Bandwidth [MHz]	Minimum Bandwidth [MHz]	Pass / Fail
Frequency [MHz]	Channel No.			
2412	1	8.605	0.500	Pass
2437	6	8.148	0.500	Pass
2462	11	8.590	0.500	Pass

**Conducted 6dB Bandwidth Measurements for 802.11g**

802.11g Mode		Measured Bandwidth [MHz]	Minimum Bandwidth [MHz]	Pass / Fail
Frequency [MHz]	Channel No.			
2412	1	16.40	0.500	Pass
2437	6	16.41	0.500	Pass
2462	11	16.40	0.500	Pass

**Conducted 6dB Bandwidth Measurements for 802.11n\_20 MHz BW(2.4 GHz Band)**

802.11n Mode		Measured Bandwidth [MHz]	Minimum Bandwidth [MHz]	Pass / Fail
Frequency [MHz]	Channel No.			
2412	1	17.61	0.500	Pass
2437	6	17.46	0.500	Pass
2462	11	17.62	0.500	Pass

**Conducted 6 dB Bandwidth Measurements for 802.11ac\_20 MHz BW (2.4 GHz Band)**

802.11ac Mode		Measured Bandwidth [MHz]	Minimum Bandwidth [MHz]	Pass / Fail
Frequency [MHz]	Channel No.			
2412	1	17.62	0.500	Pass
2437	6	17.61	0.500	Pass
2462	11	17.61	0.500	Pass

Conducted 6 dB Bandwidth Measurements for 802.11a

802.11a Mode		Measured Bandwidth [MHz]	Minimum Bandwidth [MHz]	Pass / Fail
Frequency [MHz]	Frequency [MHz]			
5745	149	16.42	0.500	Pass
5785	157	16.41	0.500	Pass
5825	165	16.40	0.500	Pass

Conducted 6 dB Bandwidth Measurements for 802.11n\_20 MHz BW (5.8 GHz Band)

802.11n Mode		Measured Bandwidth [MHz]	Minimum Bandwidth [MHz]	Pass / Fail
Frequency [MHz]	Channel No.			
5745	149	17.63	0.500	Pass
5785	157	17.61	0.500	Pass
5825	165	17.64	0.500	Pass

Conducted 6 dB Bandwidth Measurements for 802.11n\_40 MHz BW(5.8 GHz Band)

802.11n Mode		Measured Bandwidth [MHz]	Minimum Bandwidth [MHz]	Pass / Fail
Frequency [MHz]	Channel No.			
5755	151	36.05	0.500	Pass
5795	159	36.03	0.500	Pass

Conducted 6 dB Bandwidth Measurements for 802.11ac\_20 MHz BW (5.8 GHz Band)

802.11a Mode		Measured Bandwidth [MHz]	Minimum Bandwidth [MHz]	Pass / Fail
Frequency [MHz]	Frequency [MHz]			
5745	149	17.63	0.500	Pass
5785	157	17.65	0.500	Pass
5825	165	17.64	0.500	Pass

Conducted 6 dB Bandwidth Measurements for 802.11ac\_40 MHz BW (5.8 GHz Band)

802.11n Mode		Measured Bandwidth [MHz]	Minimum Bandwidth [MHz]	Pass / Fail
Frequency [MHz]	Channel No.			
5755	151	35.98	0.500	Pass
5795	159	36.09	0.500	Pass

Conducted 6 dB Bandwidth Measurements for 802.11ac\_80 MHz BW(5.8 GHz Band)

802.11n Mode		Measured Bandwidth [MHz]	Minimum Bandwidth [MHz]	Pass / Fail
Frequency [MHz]	Channel No.			
5775	155	75.47	0.500	Pass

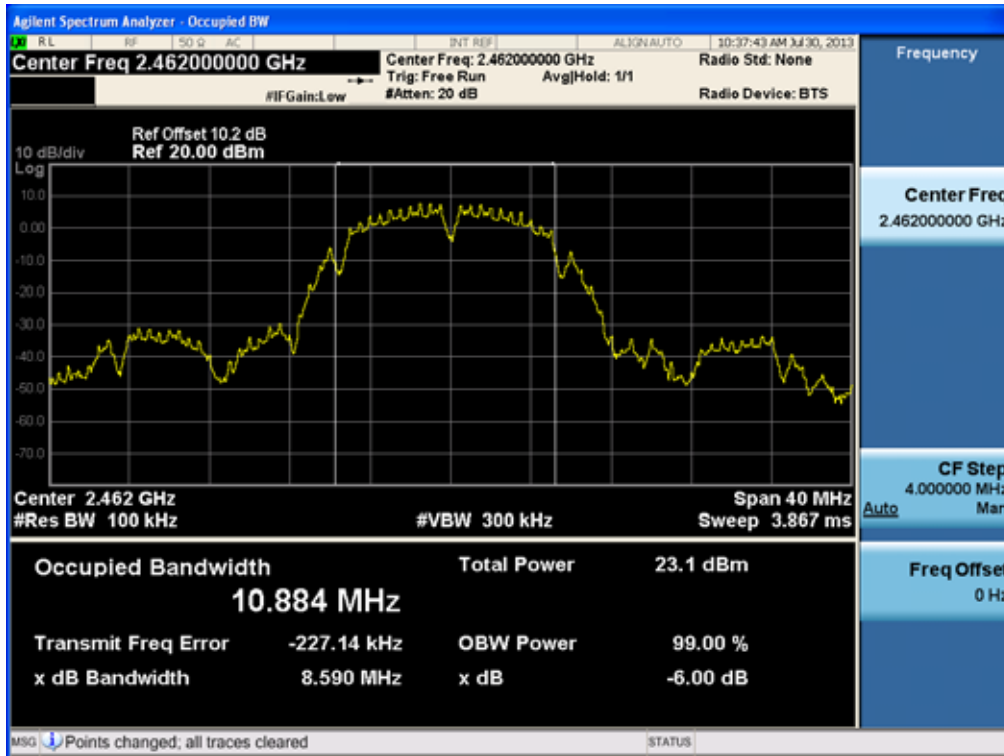
Note : In order to simplify the report, attached plots were only the most wide channel.



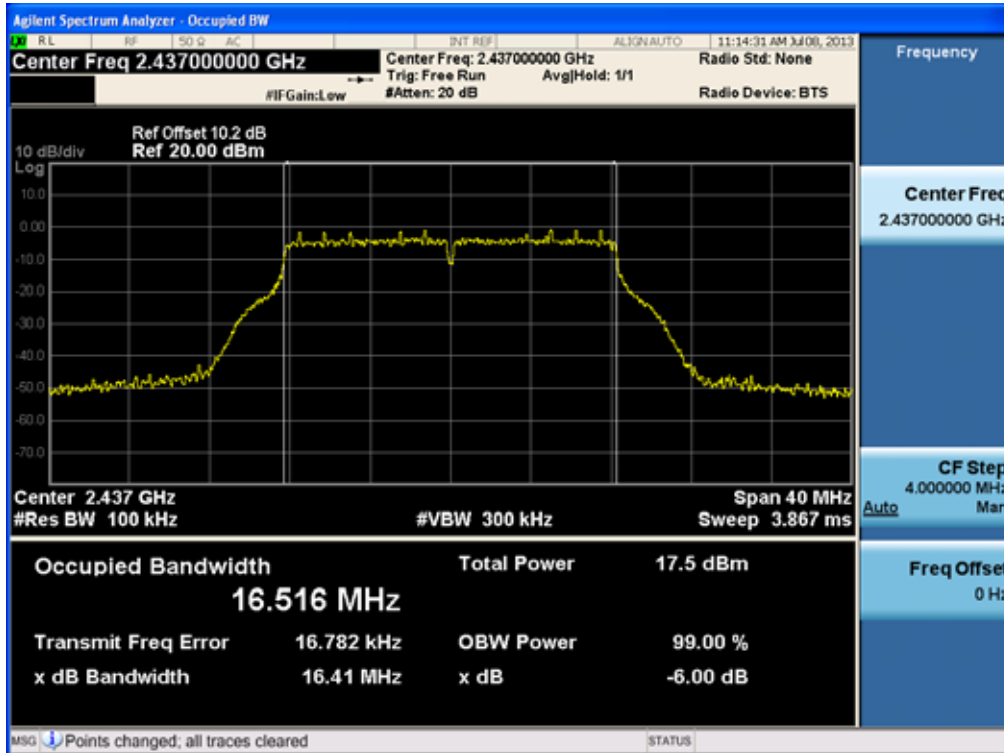
RESULT PLOTS

2.4 GHz Band

6dB Bandwidth plot (802.11b-CH 11)

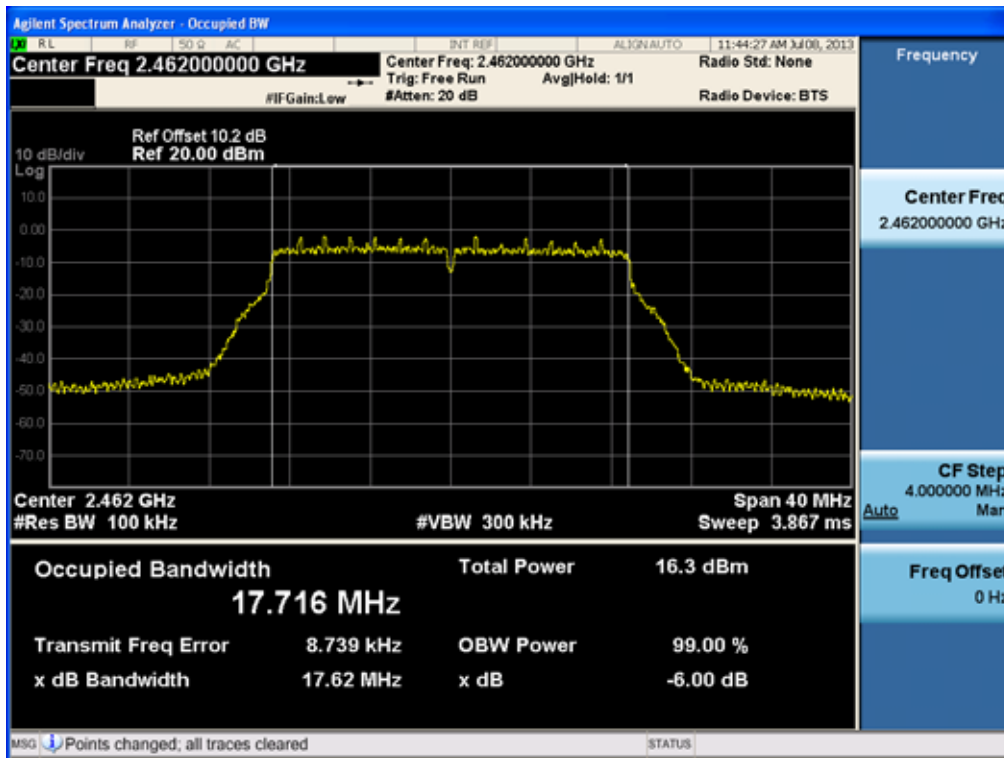


6dB Bandwidth plot (802.11g-CH 6)

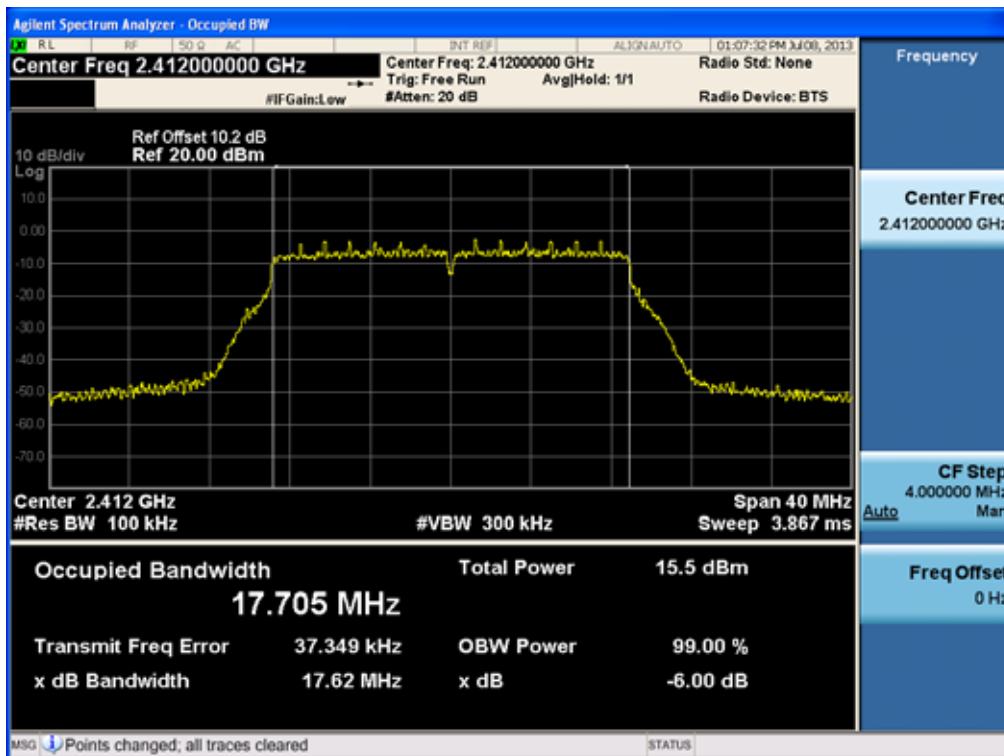


FCC PT.15.247 TEST REPORT	FCC CERTIFICATION REPORT		<a href="http://www.hct.co.kr">www.hct.co.kr</a>
Test Report No. HCTR1308FR42-1	Date of Issue: September 06, 2013	EUT Type: GSM/WCDMA/LTE Phone with Bluetooth, WLAN(2.4GHz & 5GHz) and NFC	FCC ID: ZNF821

### 6dB Bandwidth plot (802.11n-CH 11)



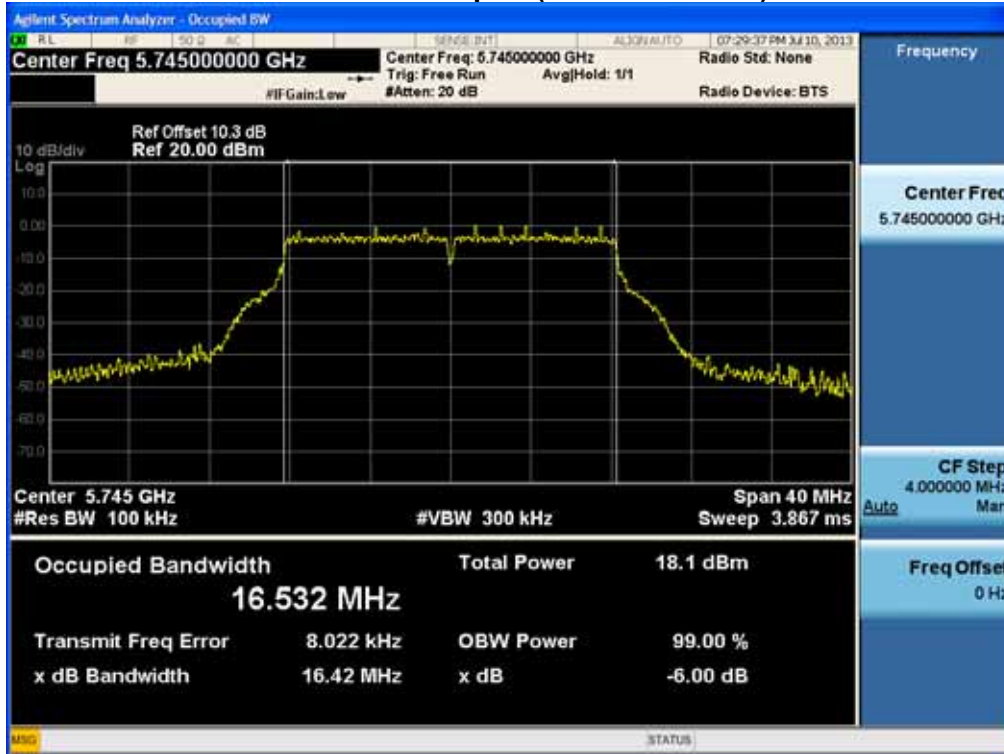
### Conducted Output Power (802.11ac-CH 1)



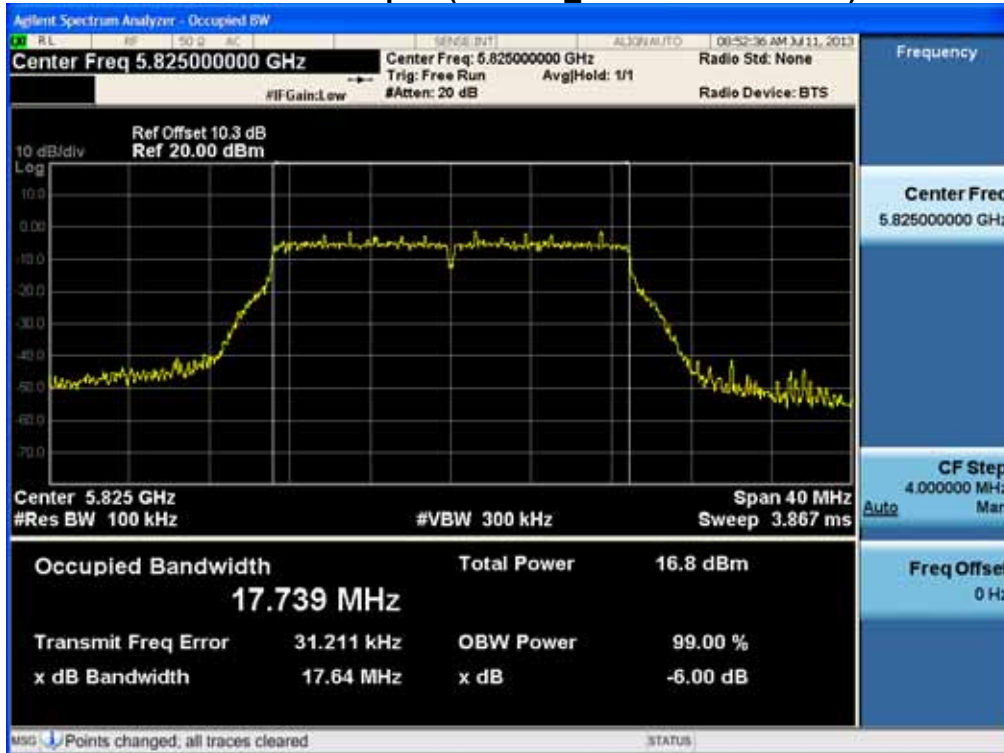


## 5.8 GHz Band

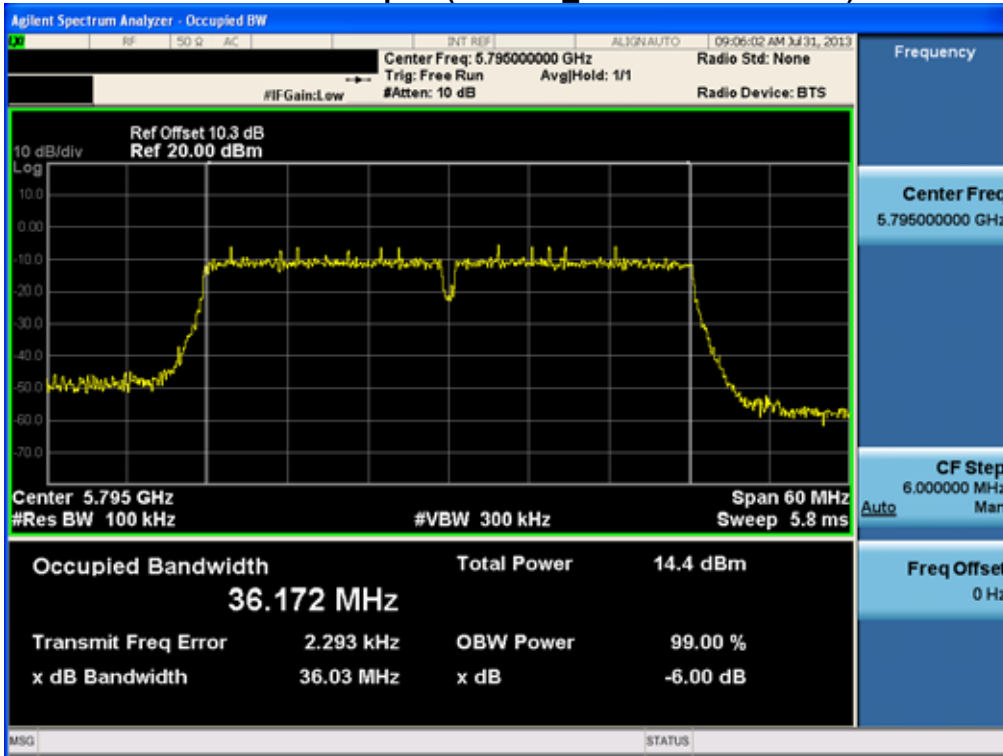
### 6dB Bandwidth plot (802.11a-CH 149)



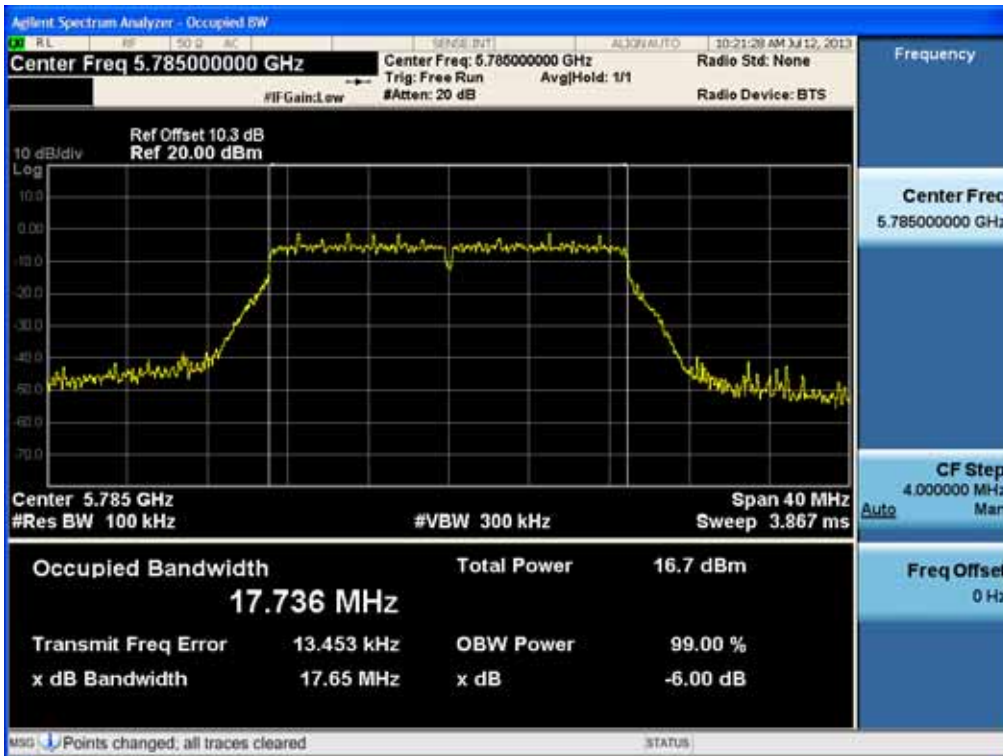
### 6dB Bandwidth plot (802.11n\_20 MHz BW-CH 165)



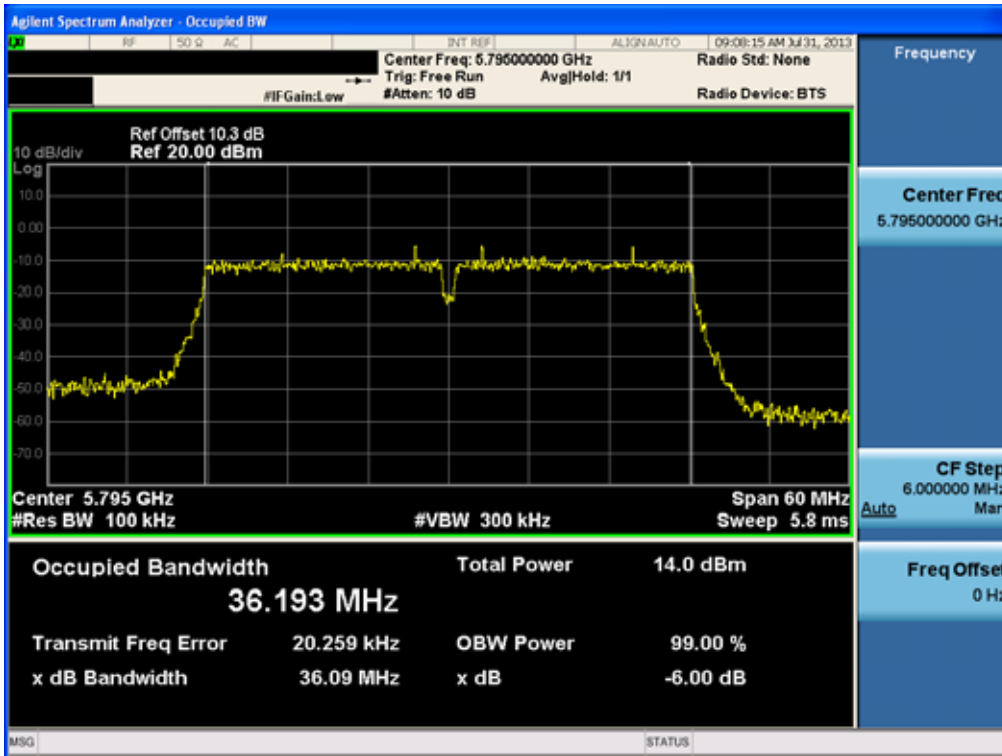
### 6dB Bandwidth plot (802.11n\_40 MHz BW-CH 159)



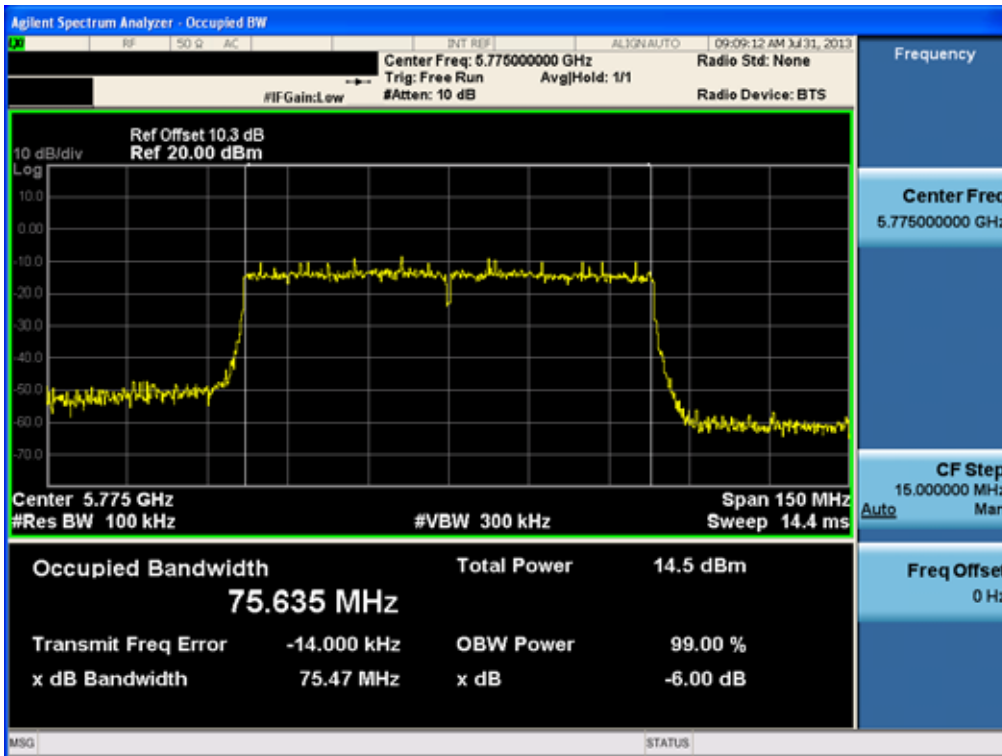
### Conducted Output Power (802.11ac\_20 MHz BW-CH 157)



### Conducted Output Power (802.11ac\_40 MHz BW-CH 159)



### Conducted Output Power (802.11ac\_80 MHz BW-CH 155)



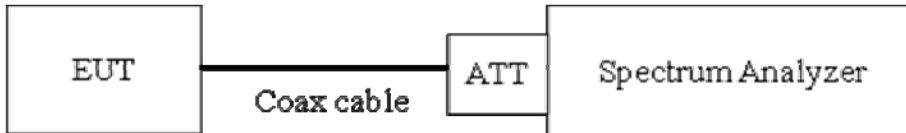
### 8.3 OUTPUT POWER (802.11a/b/g/n/ac)

#### Test Requirements and limit, §15.247(b)(3)

A transmitter antenna terminal of EUT is connected to the input of a Spectrum Analyzer. Measurement is made while the EUT is operating in transmission mode at the appropriate frequencies.

**The maximum permissible conducted output power is 1 Watt.**

#### TEST CONFIGURATION



#### TEST PROCEDURE

The transmitter output is connected to the Spectrum Analyzer. We use the spectrum analyzer's integrated band power measurement function.

The Spectrum Analyzer is set to

- Peak Power ( Procedure 9.1.2 in KDB 558074, issued 04/09/2013)

RBW = 1 MHz

VBW  $\geq 3 \times$  RBW

SPAN  $\geq 1.5 \times$  DTS bandwidth

Detector Mode = Peak

Sweep = auto couple

Trace Mode = max hold

Allow trace to fully stabilize.

Use the instrument's band/channel power measurement function with the band limits set equal to the DTS bandwidth edges (for some instruments, this may require a manual override to select peak detector).

- Average Power ( Procedure 9.2.2.4 in KDB 558074, issued 04/09/2013)

Measure the duty cycle

Set span to at least 1.5 times the OBW

RBW = 1-5 % of the OBW, not to exceed 1 MHz.

VBW  $\geq 3 \times$  RBW.

Number of points in sweep  $\geq 2 \times$  span / RBW. (This gives bin-to-bin spacing  $\leq$  RBW/2, so that narrowband signals are not lost between frequency bins.)

Sweep time = auto.

Detector = RMS(i.e., power averaging)

Do not use sweep triggering. Allow the sweep to "free run".

Trace average at least 100 traces in power averaging(RMS) mode.

Compute power by integrating the spectrum across the OBW of the signal using the instrument's band

FCC PT.15.247 TEST REPORT	FCC CERTIFICATION REPORT		<a href="http://www.hct.co.kr">www.hct.co.kr</a>
Test Report No. HCTR1308FR42-1	Date of Issue: September 06, 2013	EUT Type: GSM/WCDMA/LTE Phone with Bluetooth, WLAN(2.4GHz & 5GHz) and NFC	FCC ID: ZNFD821



power measurement function with band limits set equal to the OBW band edges.

Add 10 log (1/x), where x is the duty cycle, to the measured power in order to compute the average power during the actual transmission times.

### Sample Calculation

Output Power = Reading Value + ATT loss + Cable loss(1 ea) + Duty Cycle Factor

Output Power = 10 dBm + 10 dB + 0.8 dB + 0.2 dB = 21.0 dBm

Note :

1. Spectrum reading values are not plot data. The power results in plot is already including the actual values of loss for the attenuator and cable combination.
2. Spectrum offset = Attenuator loss + Cable loss
3. We apply to the offset in the 2.4 GHz and 5.8 GHz range that was rounded off to the closest tenth dB. So, 10.2 dB is offset for 2.4 GHz Band and 10.3 dB is offset for 5.8 GHz Band.

Actual value of loss for the attenuator and cable combination is below table.

Band	Frequency(MHz)	Loss(dB)
2.4 GHz	2412	10.21
	2437	10.24
	2462	10.24
5.8 GHz	5745	10.31
	5755	10.30
	5785	10.29
	5795	10.26
	5825	10.28

(Actual value of loss for the attenuator and cable combination)

FCC PT.15.247 TEST REPORT	FCC CERTIFICATION REPORT		<a href="http://www.hct.co.kr">www.hct.co.kr</a>
Test Report No. HCTR1308FR42-1	Date of Issue: September 06, 2013	EUT Type: GSM/WCDMA/LTE Phone with Bluetooth, WLAN(2.4GHz & 5GHz) and NFC	FCC ID: ZNFD821



**TEST RESULTS-Peak**

**Conducted Output Power Measurements (802.11b Mode)**

802.11b Mode		Rate (Mbps)	Measured Power(dBm)	Limit (dBm)
Frequency[MHz]	Channel No.			
2412	1	1 Mbps	17.86	30
		2 Mbps	18.24	30
		5.5 Mbps	19.61	30
		11 Mbps	21.33	30
2437	6	1 Mbps	18.65	30
		2 Mbps	18.90	30
		5.5 Mbps	20.64	30
		11 Mbps	22.02	30
2462	11	1 Mbps	18.59	30
		2 Mbps	19.31	30
		5.5 Mbps	20.56	30
		11 Mbps	22.19	30

**Conducted Output Power Measurements (802.11g Mode)**

802.11g Mode		Rate (Mbps)	Measured Power(dBm)	Limit (dBm)
Frequency[MHz]	Channel No.			
2412	1	6 Mbps	16.71	30
		9 Mbps	16.83	30
		12 Mbps	16.64	30
		18 Mbps	16.71	30
		24 Mbps	16.97	30
		36 Mbps	16.95	30
		48 Mbps	16.98	30
		54 Mbps	16.76	30
2437	6	6 Mbps	17.54	30
		9 Mbps	17.54	30
		12 Mbps	17.30	30
		18 Mbps	17.44	30
		24 Mbps	17.35	30
		36 Mbps	17.66	30
		48 Mbps	17.47	30
		54 Mbps	17.46	30
2462	11	6 Mbps	17.28	30
		9 Mbps	17.21	30
		12 Mbps	17.01	30
		18 Mbps	17.14	30
		24 Mbps	17.26	30
		36 Mbps	17.30	30
		48 Mbps	17.38	30
		54 Mbps	17.14	30

**Conducted Output Power Measurements (802.11n Mode)**

802.11n Mode		Rate (Mbps)	Measured Power(dBm)	Limit (dBm)
Frequency[MHz]	Channel No.			
2412	1	6.5 Mbps	15.64	30
		13 Mbps	15.44	30
		19.5 Mbps	15.49	30
		26 Mbps	15.98	30
		39 Mbps	15.94	30
		52 Mbps	15.99	30
		58.5 Mbps	16.13	30
		65 Mbps	15.91	30
2437	6	6.5 Mbps	16.30	30
		13 Mbps	16.10	30
		19.5 Mbps	16.12	30
		26 Mbps	16.61	30
		39 Mbps	16.56	30
		52 Mbps	16.66	30
		58.5 Mbps	16.70	30
		65 Mbps	16.71	30
2462	11	6.5 Mbps	16.12	30
		13 Mbps	15.97	30
		19.5 Mbps	15.97	30
		26 Mbps	16.56	30
		39 Mbps	16.34	30
		52 Mbps	16.44	30
		58.5 Mbps	16.48	30
		65 Mbps	16.48	30



**Conducted Output Power Measurements (802.11ac Mode)**

802.11ac Mode		Rate (Mbps)	Measured Power(dBm)	Limit (dBm)
Frequency[MHz]	Channel No.			
2412	1	6.5 Mbps	16.80	30
		13 Mbps	16.67	30
		19.5 Mbps	16.83	30
		26 Mbps	17.05	30
		39 Mbps	17.11	30
		52 Mbps	17.10	30
		58.5 Mbps	17.23	30
		65 Mbps	17.03	30
		78 Mbps	16.92	30
2437	6	6.5 Mbps	17.51	30
		13 Mbps	17.35	30
		19.5 Mbps	17.30	30
		26 Mbps	17.92	30
		39 Mbps	17.87	30
		52 Mbps	17.86	30
		58.5 Mbps	17.84	30
		65 Mbps	17.80	30
		78 Mbps	17.75	30
2462	11	6.5 Mbps	17.20	30
		13 Mbps	17.07	30
		19.5 Mbps	17.08	30
		26 Mbps	17.65	30
		39 Mbps	17.69	30
		52 Mbps	17.65	30
		58.5 Mbps	17.52	30
		65 Mbps	17.50	30
		78 Mbps	17.45	30

**Conducted Output Power Measurements (802.11a Mode: 5745~5825)**

802.11a Mode		Rate (Mbps)	Measured Power(dBm)	Limit (dBm)
Frequency[MHz]	Channel No.			
5745	149	6 Mbps	17.44	30
		9 Mbps	17.42	30
		12 Mbps	16.99	30
		18 Mbps	17.09	30
		24 Mbps	17.33	30
		36 Mbps	17.36	30
		48 Mbps	17.56	30
		54 Mbps	17.44	30
5785	157	6 Mbps	17.38	30
		9 Mbps	17.34	30
		12 Mbps	17.11	30
		18 Mbps	17.17	30
		24 Mbps	17.46	30
		36 Mbps	17.47	30
		48 Mbps	17.58	30
		54 Mbps	17.36	30
5825	165	6 Mbps	17.69	30
		9 Mbps	17.64	30
		12 Mbps	17.16	30
		18 Mbps	17.11	30
		24 Mbps	17.41	30
		36 Mbps	17.42	30
		48 Mbps	17.65	30
		54 Mbps	17.53	30

**Conducted Output Power Measurements (802.11n\_20 MHz BW Mode: 5745~5825)**

802.11n Mode		Rate (Mbps)	Measured Power(dBm)	Limit (dBm)
Frequency[MHz]	Channel No.			
5745	149	6.5 Mbps	16.51	30
		13 Mbps	16.22	30
		19.5 Mbps	16.29	30
		26 Mbps	16.69	30
		39 Mbps	16.55	30
		52 Mbps	16.71	30
		58.5 Mbps	16.66	30
		65 Mbps	16.56	30
5785	157	6.5 Mbps	16.58	30
		13 Mbps	16.32	30
		19.5 Mbps	16.24	30
		26 Mbps	16.88	30
		39 Mbps	16.62	30
		52 Mbps	16.60	30
		58.5 Mbps	16.58	30
		65 Mbps	16.66	30
5825	165	6.5 Mbps	16.64	30
		13 Mbps	16.31	30
		19.5 Mbps	16.41	30
		26 Mbps	16.71	30
		39 Mbps	16.64	30
		52 Mbps	16.77	30
		58.5 Mbps	16.77	30
		65 Mbps	16.75	30

**Conducted Output Power Measurements (802.11n\_40 MHz BW Mode: 5755~5795)**

802.11n Mode		Rate (Mbps)	Measured Power(dBm)	Limit (dBm)
Frequency[MHz]	Channel No.			
5755	151	13.5 Mbps	16.27	30
		27 Mbps	15.74	30
		40.5 Mbps	15.75	30
		54 Mbps	16.11	30
		81 Mbps	15.90	30
		108 Mbps	16.19	30
		121.5 Mbps	16.00	30
		135 Mbps	15.90	30
5795	159	13.5 Mbps	16.27	30
		27 Mbps	15.72	30
		40.5 Mbps	15.56	30
		54 Mbps	16.18	30
		81 Mbps	16.20	30
		108 Mbps	15.98	30
		121.5 Mbps	16.09	30
		135 Mbps	15.96	30

**Conducted Output Power Measurements (802.11ac\_20 MHz BW Mode: 5745~5825)**

802.11ac Mode		Rate (Mbps)	Measured Power(dBm)	Limit (dBm)
Frequency[MHz]	Channel No.			
5745	149	6.5	16.57	30
		13	16.29	30
		19.5	16.10	30
		26	16.67	30
		39	16.54	30
		52	16.56	30
		58.5	16.77	30
		65	16.57	30
		78	16.61	30
5785	157	6.5	16.63	30
		13	16.29	30
		19.5	16.38	30
		26	16.66	30
		39	16.68	30
		52	16.64	30
		58.5	16.76	30
		65	16.65	30
		78	16.67	30
5825	165	6.5	16.82	30
		13	16.31	30
		19.5	16.26	30
		26	16.80	30
		39	16.80	30
		52	16.82	30
		58.5	16.70	30
		65	16.70	30
		78	16.52	30

**Conducted Output Power Measurements (802.11ac\_40 MHz BW Mode: 5755~5795)**

802.11ac Mode		Rate (Mbps)	Measured Power(dBm)	Limit (dBm)
Frequency[MHz]	Channel No.			
5755	151	13.5	16.22	30
		27	15.65	30
		40.5	15.68	30
		54	16.13	30
		81	15.94	30
		108	16.08	30
		121.5	15.87	30
		135	15.80	30
		162	15.93	30
		180	15.91	30
5795	159	13.5	16.08	30
		27	15.83	30
		40.5	15.86	30
		54	16.05	30
		81	16.11	30
		108	16.05	30
		121.5	15.98	30
		135	15.77	30
		162	16.03	30
		180	16.10	30

Conducted Output Power Measurements (802.11ac\_80 MHz BW Mode: 5775)

802.11ac Mode		Rate (Mbps)	Measured Power(dBm)	Limit (dBm)
Frequency[MHz]	Channel No.			
5775	155	29.3	16.66	30
		58.5	16.36	30
		87.8	16.14	30
		117	16.54	30
		175.5	16.39	30
		234	16.44	30
		263.3	16.22	30
		292.5	16.26	30
		351	16.36	30
		390	16.21	30



**TEST RESULTS-Average**

**Conducted Output Power Measurements (802.11b Mode)**

802.11b Mode		Rate (Mbps)	Measured Power(dBm)	Duty Cycle Factor	Measured Power(dBm) + Duty Cycle Factor	Limit (dBm)
Frequency [MHz]	Channel No.					
2412	1	1 Mbps	15.17	0.042	15.21	30
		2 Mbps	15.15	0.069	15.22	30
		5.5 Mbps	15.06	0.165	15.23	30
		11 Mbps	15.01	0.346	15.35	30
2437	6	1 Mbps	16.01	0.042	16.05	30
		2 Mbps	16.19	0.069	16.26	30
		5.5 Mbps	15.96	0.165	16.13	30
		11 Mbps	15.80	0.346	16.15	30
2462	11	1 Mbps	15.80	0.042	15.84	30
		2 Mbps	15.92	0.069	15.99	30
		5.5 Mbps	15.67	0.165	15.84	30
		11 Mbps	15.55	0.346	15.90	30

FCC PT.15.247 TEST REPORT	FCC CERTIFICATION REPORT		<a href="http://www.hct.co.kr">www.hct.co.kr</a>
Test Report No. HCTR1308FR42-1	Date of Issue: September 06, 2013	EUT Type: GSM/WCDMA/LTE Phone with Bluetooth, WLAN(2.4GHz & 5GHz) and NFC	FCC ID: ZNFD821



**Conducted Output Power Measurements (802.11g Mode)**

802.11g Mode		Rate (Mbps)	Measured Power(dBm)	Duty Cycle Factor	Measured Power(dBm) + Duty Cycle Factor	Limit (dBm)
Frequency [MHz]	Channel No.					
2412	1	6 Mbps	8.59	0.205	8.80	30
		9 Mbps	8.69	0.318	9.00	30
		12 Mbps	8.68	0.405	9.09	30
		18 Mbps	8.32	0.598	8.92	30
		24 Mbps	8.38	0.766	9.15	30
		36 Mbps	7.81	1.063	8.88	30
		48 Mbps	7.72	1.366	9.08	30
		54 Mbps	7.31	1.496	8.80	30
2437	6	6 Mbps	9.38	0.205	9.59	30
		9 Mbps	9.36	0.318	9.68	30
		12 Mbps	9.28	0.405	9.69	30
		18 Mbps	9.20	0.598	9.80	30
		24 Mbps	8.91	0.766	9.68	30
		36 Mbps	8.68	1.063	9.74	30
		48 Mbps	8.28	1.366	9.65	30
		54 Mbps	8.02	1.496	9.52	30
2462	11	6 Mbps	9.11	0.205	9.31	30
		9 Mbps	9.03	0.318	9.35	30
		12 Mbps	9.04	0.405	9.44	30
		18 Mbps	8.86	0.598	9.46	30
		24 Mbps	8.59	0.766	9.36	30
		36 Mbps	8.34	1.063	9.41	30
		48 Mbps	8.15	1.366	9.51	30
		54 Mbps	7.98	1.496	9.48	30

**Conducted Output Power Measurements (802.11n Mode)**

802.11n Mode		Rate (Mbps)	Measured Power(dBm)	Duty Cycle Factor	Measured Power(dBm) + Duty Cycle Factor	Limit (dBm)
Frequency [MHz]	Channel No.					
2412	1	6.5 Mbps	7.52	0.221	7.74	30
		13 Mbps	7.37	0.442	7.82	30
		19.5 Mbps	7.22	0.621	7.84	30
		26 Mbps	6.88	0.795	7.68	30
		39 Mbps	6.63	1.105	7.73	30
		52 Mbps	6.39	1.394	7.78	30
		58.5 Mbps	6.34	1.496	7.84	30
		65 Mbps	6.18	1.606	7.79	30
2437	6	6.5 Mbps	8.23	0.221	8.45	30
		13 Mbps	8.09	0.442	8.53	30
		19.5 Mbps	7.86	0.621	8.48	30
		26 Mbps	7.50	0.795	8.29	30
		39 Mbps	7.24	1.105	8.34	30
		52 Mbps	7.00	1.394	8.40	30
		58.5 Mbps	6.95	1.496	8.45	30
		65 Mbps	6.87	1.606	8.47	30
2462	11	6.5 Mbps	7.91	0.221	8.13	30
		13 Mbps	7.75	0.442	8.19	30
		19.5 Mbps	7.58	0.621	8.20	30
		26 Mbps	7.39	0.795	8.18	30
		39 Mbps	7.20	1.105	8.31	30
		52 Mbps	6.74	1.394	8.13	30
		58.5 Mbps	6.64	1.496	8.14	30
		65 Mbps	6.61	1.606	8.21	30

**Conducted Output Power Measurements (802.11ac Mode)**

802.11ac Mode		Rate (Mbps)	Measured Power(dBm)	Duty Cycle Factor	Measured Power(dBm) + Duty Cycle Factor	Limit (dBm)
Frequency [MHz]	Channel No.					
2412	1	6.5 Mbps	8.44	0.230	8.67	30
		13 Mbps	8.53	0.439	8.97	30
		19.5 Mbps	8.36	0.625	8.99	30
		26 Mbps	8.27	0.797	9.07	30
		39 Mbps	7.93	1.094	9.03	30
		52 Mbps	7.41	1.349	8.76	30
		58.5 Mbps	7.40	1.476	8.88	30
		65 Mbps	7.24	1.583	8.82	30
		78 Mbps	7.14	1.804	8.94	30
2437	6	6.5 Mbps	9.30	0.230	9.53	30
		13 Mbps	9.01	0.439	9.45	30
		19.5 Mbps	8.87	0.625	9.50	30
		26 Mbps	8.82	0.797	9.62	30
		39 Mbps	8.54	1.094	9.63	30
		52 Mbps	8.31	1.349	9.66	30
		58.5 Mbps	7.98	1.476	9.46	30
		65 Mbps	8.19	1.583	9.77	30
		78 Mbps	7.94	1.804	9.74	30
2462	11	6.5 Mbps	9.11	0.230	9.34	30
		13 Mbps	8.94	0.439	9.38	30
		19.5 Mbps	8.77	0.625	9.40	30
		26 Mbps	8.43	0.797	9.23	30
		39 Mbps	8.23	1.094	9.33	30
		52 Mbps	8.06	1.349	9.41	30
		58.5 Mbps	7.98	1.476	9.46	30
		65 Mbps	7.96	1.583	9.54	30
		78 Mbps	7.71	1.804	9.51	30

**Conducted Output Power Measurements (802.11a Mode: 5745~5825)**

802.11a Mode		Rate (Mbps)	Measured Power(dBm)	Duty Cycle Factor	Measured Power(dBm) + Duty Cycle Factor	Limit (dBm)
Frequency [MHz]	Channel No.					
5745	149	6 Mbps	9.64	0.205	9.85	30
		9 Mbps	9.69	0.318	10.01	30
		12 Mbps	9.37	0.405	9.78	30
		18 Mbps	9.29	0.598	9.88	30
		24 Mbps	9.27	0.766	10.04	30
		36 Mbps	8.98	1.063	10.04	30
		48 Mbps	8.57	1.366	9.94	30
		54 Mbps	8.37	1.496	9.87	30
5785	157	6 Mbps	9.64	0.205	9.85	30
		9 Mbps	9.77	0.318	10.09	30
		12 Mbps	9.47	0.405	9.88	30
		18 Mbps	9.27	0.598	9.87	30
		24 Mbps	9.16	0.766	9.92	30
		36 Mbps	8.86	1.063	9.93	30
		48 Mbps	8.68	1.366	10.05	30
		54 Mbps	8.49	1.496	9.99	30
5825	165	6 Mbps	9.86	0.205	10.06	30
		9 Mbps	9.71	0.318	10.03	30
		12 Mbps	9.76	0.405	10.17	30
		18 Mbps	9.44	0.598	10.04	30
		24 Mbps	9.37	0.766	10.14	30
		36 Mbps	8.83	1.063	9.90	30
		48 Mbps	8.65	1.366	10.01	30
		54 Mbps	8.53	1.496	10.03	30

**Conducted Output Power Measurements (802.11n\_20 MHz BW Mode: 5745~5825)**

802.11n Mode		Rate (Mbps)	Measured Power(dBm)	Duty Cycle Factor	Measured Power(dBm) + Duty Cycle Factor	Limit (dBm)
Frequency [MHz]	Channel No.					
5745	149	6.5 Mbps	8.80	0.221	9.02	30
		13 Mbps	8.62	0.442	9.06	30
		19.5 Mbps	8.47	0.621	9.10	30
		26 Mbps	8.16	0.795	8.96	30
		39 Mbps	7.87	1.105	8.97	30
		52 Mbps	7.73	1.394	9.12	30
		58.5 Mbps	7.48	1.496	8.97	30
		65 Mbps	7.39	1.606	8.99	30
5785	157	6.5 Mbps	8.78	0.221	9.00	30
		13 Mbps	8.70	0.442	9.14	30
		19.5 Mbps	8.47	0.621	9.09	30
		26 Mbps	8.42	0.795	9.22	30
		39 Mbps	7.88	1.105	8.98	30
		52 Mbps	7.56	1.394	8.95	30
		58.5 Mbps	7.52	1.496	9.01	30
		65 Mbps	7.45	1.606	9.06	30
5825	165	6.5 Mbps	8.95	0.221	9.17	30
		13 Mbps	8.71	0.442	9.16	30
		19.5 Mbps	8.57	0.621	9.19	30
		26 Mbps	8.22	0.795	9.01	30
		39 Mbps	7.92	1.105	9.02	30
		52 Mbps	7.83	1.394	9.22	30
		58.5 Mbps	7.59	1.496	9.08	30
		65 Mbps	7.53	1.606	9.14	30

**Conducted Output Power Measurements (802.11n\_40 MHz BW Mode: 5755~5795)**

802.11n Mode		Rate (Mbps)	Measured Power(dBm)	Duty Cycle Factor	Measured Power(dBm) + Duty Cycle Factor	Limit (dBm)
Frequency [MHz]	Channel No.					
5755	151	13.5 Mbps	8.26	0.445	8.71	30
		27 Mbps	7.63	0.804	8.44	30
		40.5 Mbps	7.30	1.120	8.42	30
		54 Mbps	6.99	1.411	8.40	30
		81 Mbps	6.74	1.867	8.60	30
		108 Mbps	6.35	2.209	8.56	30
		121.5 Mbps	6.26	2.359	8.62	30
		135 Mbps	5.83	2.526	8.36	30
5795	159	13.5 Mbps	8.20	0.445	8.64	30
		27 Mbps	7.88	0.804	8.68	30
		40.5 Mbps	7.38	1.120	8.50	30
		54 Mbps	7.05	1.411	8.46	30
		81 Mbps	6.69	1.867	8.55	30
		108 Mbps	6.34	2.209	8.55	30
		121.5 Mbps	6.23	2.359	8.59	30
		135 Mbps	5.90	2.526	8.43	30

**Conducted Output Power Measurements (802.11ac\_20 MHz BW Mode: 5745~5825)**

802.11ac Mode		Rate (Mbps)	Measured Power(dBm)	Duty Cycle Factor	Measured Power(dBm) + Duty Cycle Factor	Limit (dBm)
Frequency [MHz]	Channel No.					
5745	149	6.5	8.91	0.230	9.14	30
		13	8.64	0.439	9.08	30
		19.5	8.45	0.625	9.07	30
		26	8.25	0.797	9.04	30
		39	7.87	1.094	8.96	30
		52	7.66	1.349	9.01	30
		58.5	7.65	1.476	9.13	30
		65	7.51	1.583	9.10	30
		78	7.33	1.804	9.13	30
5785	157	6.5	8.86	0.230	9.09	30
		13	8.63	0.439	9.07	30
		19.5	8.44	0.625	9.07	30
		26	8.30	0.797	9.09	30
		39	8.06	1.094	9.16	30
		52	7.72	1.349	9.07	30
		58.5	7.59	1.476	9.07	30
		65	7.48	1.583	9.06	30
		78	7.24	1.804	9.05	30
5825	165	6.5	9.02	0.230	9.25	30
		13	8.68	0.439	9.12	30
		19.5	8.41	0.625	9.04	30
		26	8.35	0.797	9.15	30
		39	8.10	1.094	9.19	30
		52	7.76	1.349	9.11	30
		58.5	7.53	1.476	9.01	30
		65	7.62	1.583	9.21	30
		78	7.24	1.804	9.04	30

Conducted Output Power Measurements (802.11ac\_40 MHz BW Mode: 5755~5795)

802.11ac Mode		Rate (Mbps)	Measured Power(dBm)	Duty Cycle Factor	Measured Power(dBm) + Duty Cycle Factor	Limit (dBm)
Frequency [MHz]	Channel No.					
5755	151	13.5	8.21	0.434	8.65	30
		27	7.62	0.798	8.42	30
		40.5	7.29	1.108	8.40	30
		54	7.06	1.372	8.43	30
		81	6.60	1.843	8.44	30
		108	6.31	2.165	8.48	30
		121.5	6.27	2.317	8.59	30
		135	5.85	2.468	8.32	30
		162	5.84	2.739	8.57	30
		180	5.60	2.801	8.40	30
5795	159	13.5	8.04	0.434	8.48	30
		27	7.72	0.798	8.51	30
		40.5	7.41	1.108	8.52	30
		54	6.97	1.372	8.34	30
		81	6.80	1.843	8.64	30
		108	6.33	2.165	8.49	30
		121.5	6.14	2.317	8.46	30
		135	5.92	2.468	8.39	30
		162	5.83	2.739	8.57	30
		180	5.73	2.801	8.53	30



**Conducted Output Power Measurements (802.11ac\_80 MHz BW Mode: 5775)**

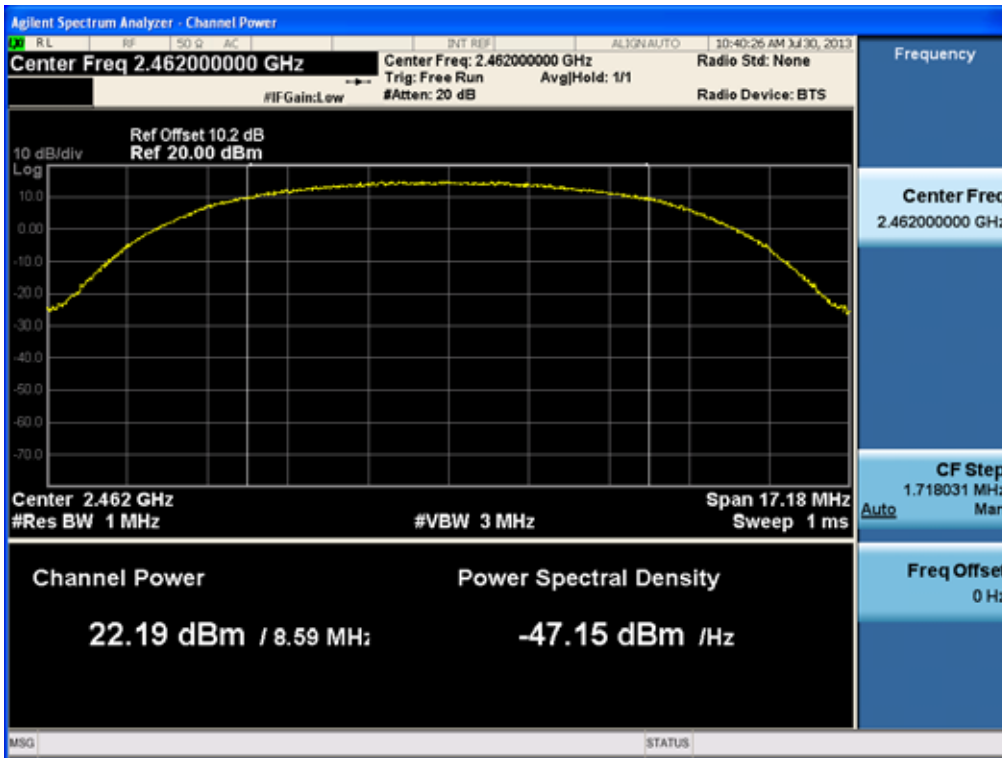
802.11ac Mode		Rate (Mbps)	Measured Power(dBm)	Duty Cycle Factor	Measured Power(dBm) + Duty Cycle Factor	Limit (dBm)
Frequency [MHz]	Channel No.					
5775	155	29.3	8.22	0.854	9.07	30
		58.5	7.70	1.469	9.16	30
		87.8	7.09	1.934	9.02	30
		117	6.72	2.256	8.98	30
		175.5	6.28	2.811	9.09	30
		234	5.95	3.122	9.07	30
		263.3	5.67	3.333	9.01	30
		292.5	5.58	3.455	9.03	30
		351	5.37	3.688	9.06	30
390	5.13	3.825	8.95	30		

**Note :** In order to simplify the report, attached plots were only the highest conducted power channel and data rate.

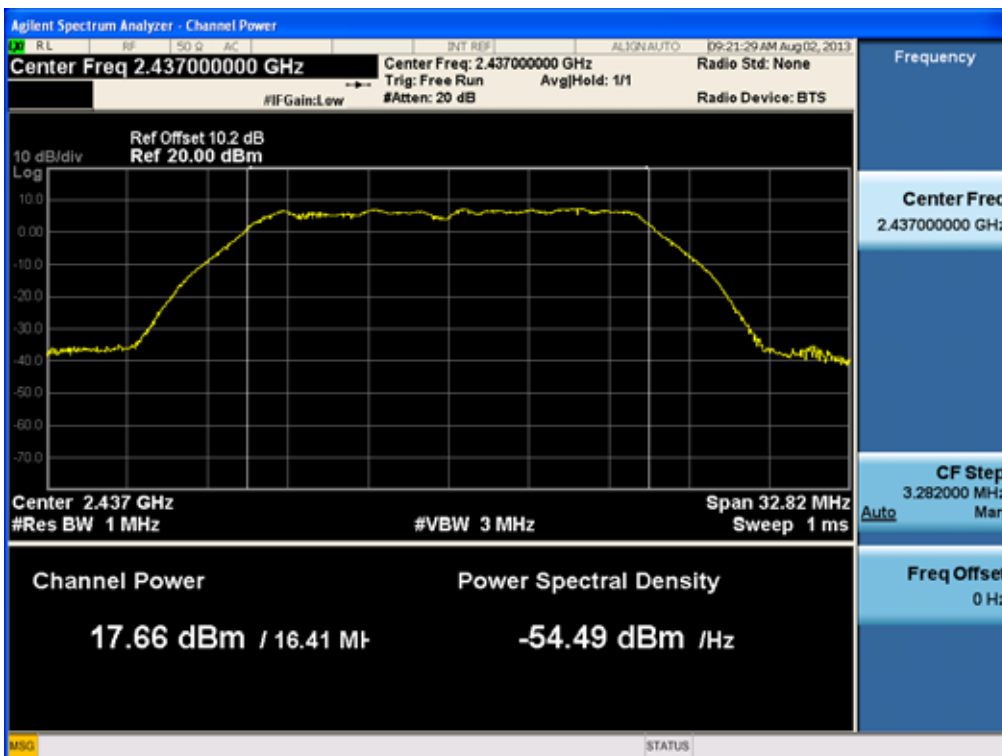


**RESULT PLOTS-Peak**

**Conducted Output Power (802.11b-CH 11) 11Mbps**

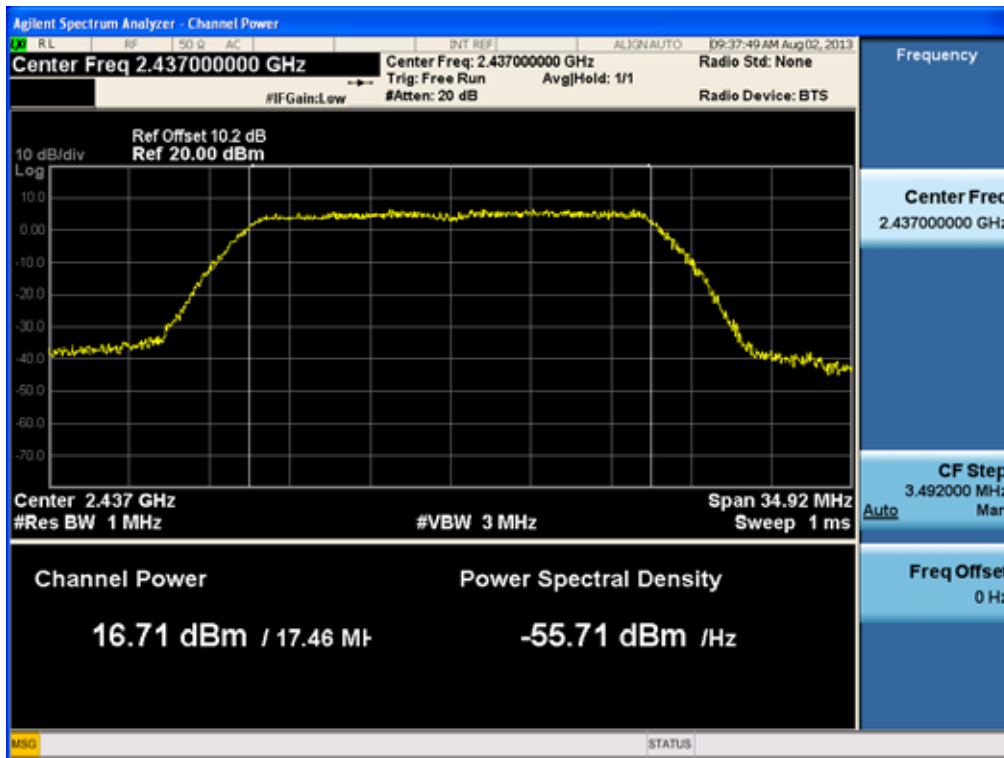


**Conducted Output Power (802.11g-CH 6) 36Mbps**

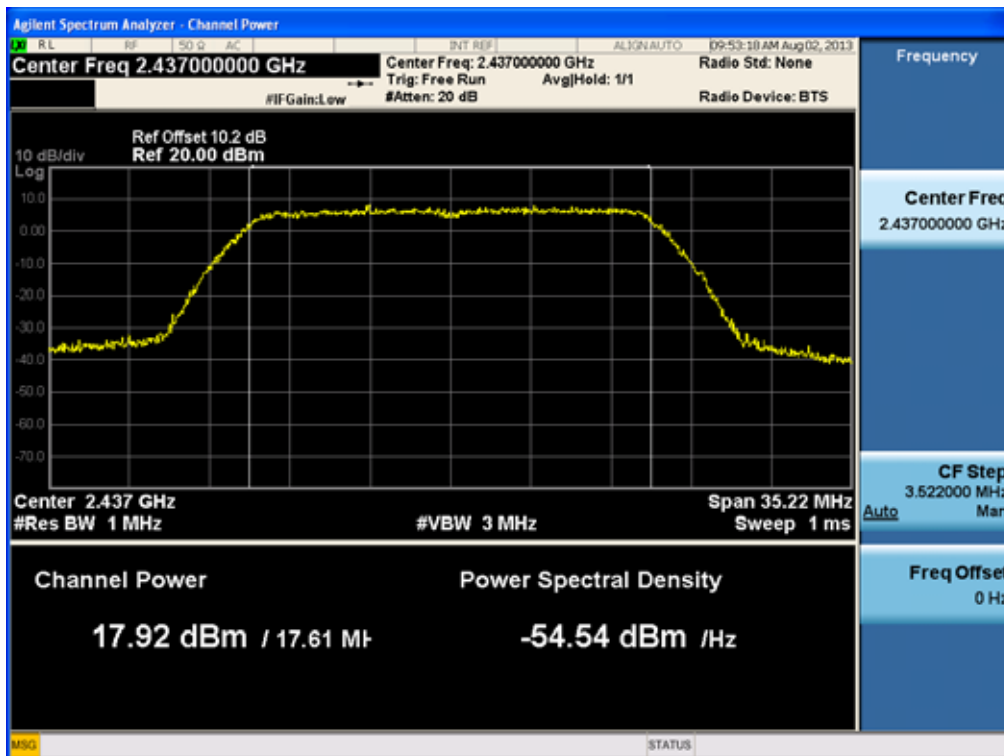


FCC PT.15.247 TEST REPORT	FCC CERTIFICATION REPORT		<a href="http://www.hct.co.kr">www.hct.co.kr</a>
Test Report No. HCTR1308FR42-1	Date of Issue: September 06, 2013	EUT Type: GSM/WCDMA/LTE Phone with Bluetooth, WLAN(2.4GHz & 5GHz) and NFC	FCC ID: ZNF0821

### Conducted Output Power (802.11n-CH 6) 65Mbps



### Conducted Output Power (802.11ac-CH 6) 26Mbps



FCC PT.15.247 TEST REPORT	FCC CERTIFICATION REPORT		<a href="http://www.hct.co.kr">www.hct.co.kr</a>
Test Report No. HCTR1308FR42-1	Date of Issue: September 06, 2013	EUT Type: GSM/WCDMA/LTE Phone with Bluetooth, WLAN(2.4GHz & 5GHz) and NFC	FCC ID: ZNFD821



(5745 MHz ~5825 MHz)

**Conducted Output Power (802.11a-CH 165) 48 Mbps**



20 MHz BW

(5745 MHz ~5825 MHz)

**Conducted Output Power (802.11n-CH 157) 26 Mbps**



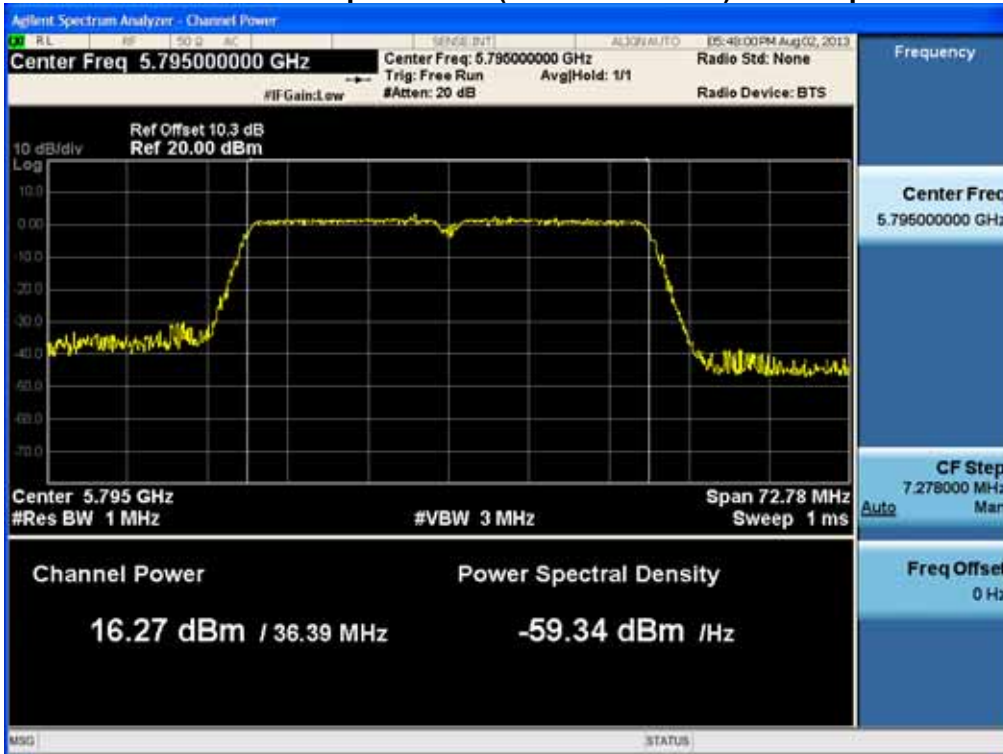
FCC PT.15.247 TEST REPORT	FCC CERTIFICATION REPORT		<a href="http://www.hct.co.kr">www.hct.co.kr</a>
Test Report No. HCTR1308FR42-1	Date of Issue: September 06, 2013	EUT Type: GSM/WCDMA/LTE Phone with Bluetooth, WLAN(2.4GHz & 5GHz) and NFC	FCC ID: ZNF821



40 MHz BW

(5755 MHz ~5795 MHz)

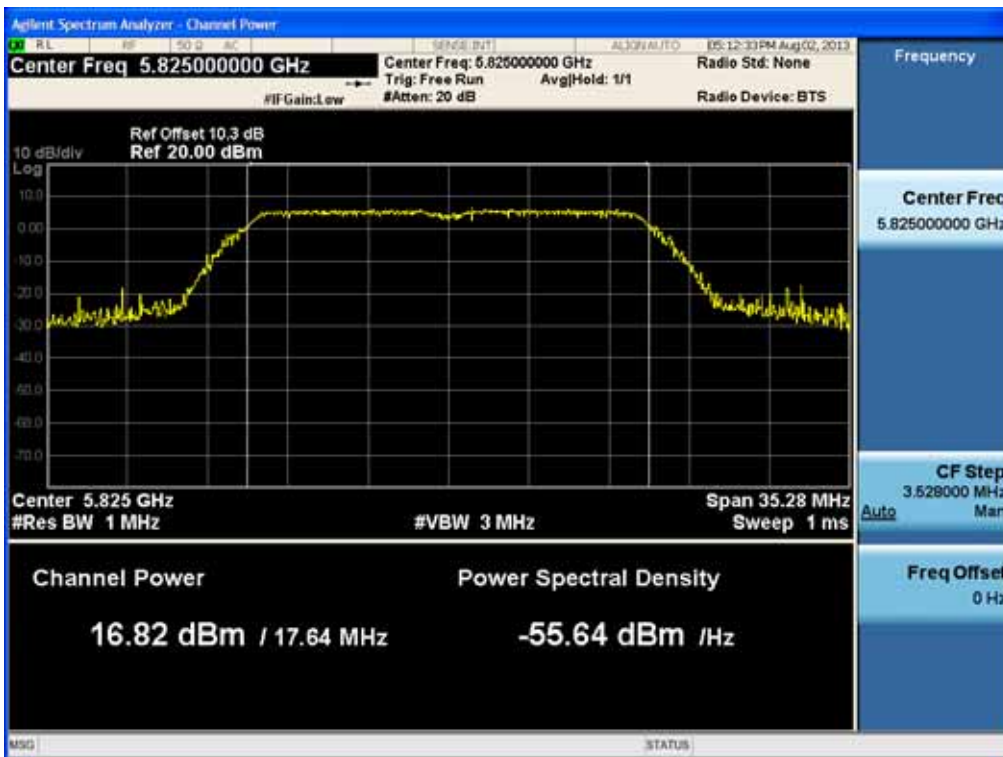
Conducted Output Power (802.11n-CH 159) 13.5 Mbps



20 MHz BW

(5745 MHz ~5825 MHz)

Conducted Output Power (802.11ac-CH 165) 6.5 Mbps



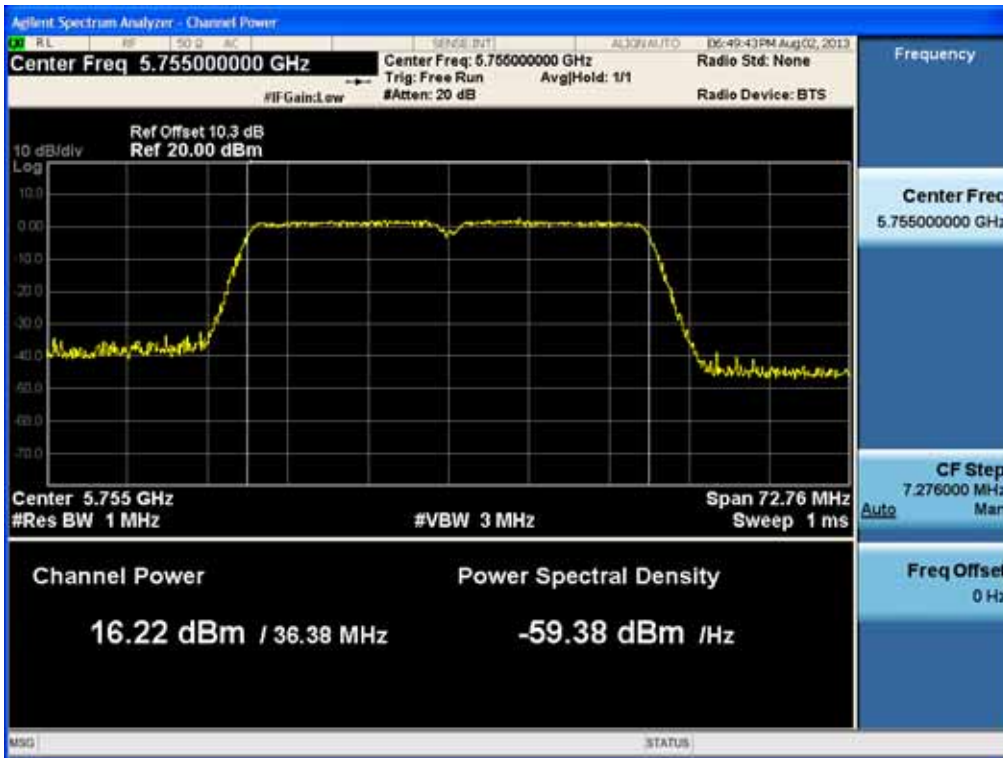
40 MHz BW

FCC PT.15.247 TEST REPORT	FCC CERTIFICATION REPORT		<a href="http://www.hct.co.kr">www.hct.co.kr</a>
Test Report No. HCTR1308FR42-1	Date of Issue: September 06, 2013	EUT Type: GSM/WCDMA/LTE Phone with Bluetooth, WLAN(2.4GHz & 5GHz) and NFC	FCC ID: ZNF821



(5755 MHz ~5795 MHz)

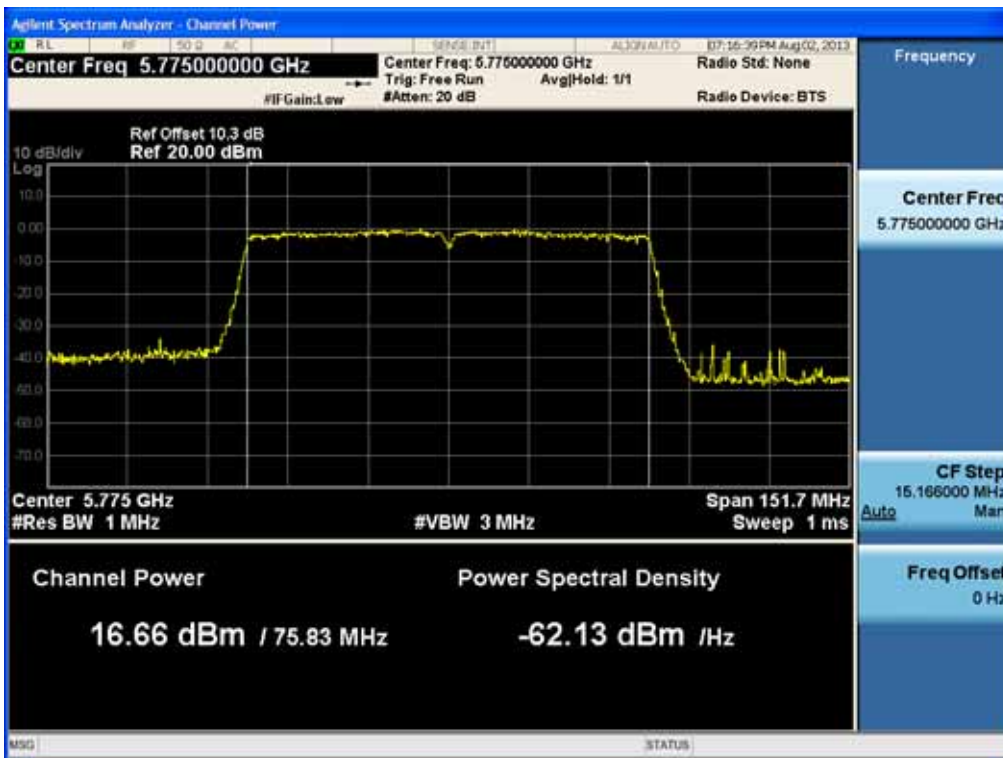
**Conducted Output Power (802.11ac-CH 151) 13.5 Mbps**



80 MHz BW

(5775 MHz)

**Conducted Output Power (802.11ac-CH 155) 29.3 Mbps**



**RESULT PLOTS-Average**

**Conducted Output Power (802.11b-CH 6) 2Mbps**

FCC PT.15.247 TEST REPORT	FCC CERTIFICATION REPORT		<a href="http://www.hct.co.kr">www.hct.co.kr</a>
Test Report No. HCTR1308FR42-1	Date of Issue: September 06, 2013	EUT Type: GSM/WCDMA/LTE Phone with Bluetooth, WLAN(2.4GHz & 5GHz) and NFC	FCC ID: ZNF821

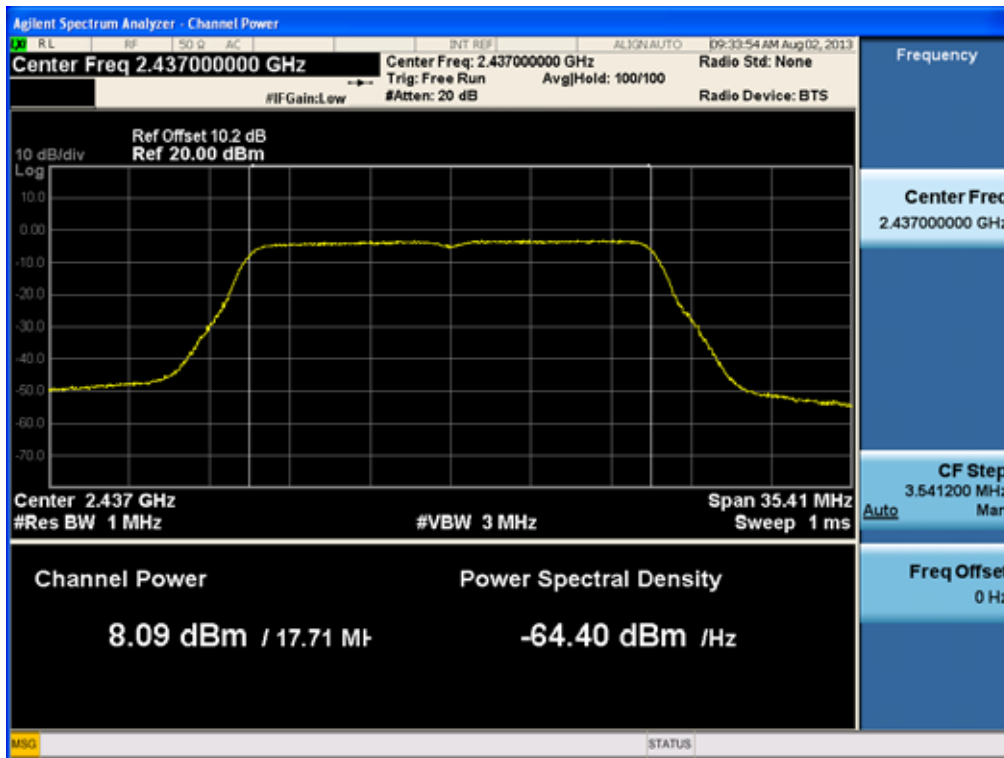


Conducted Output Power (802.11g-CH 6) 18Mbps

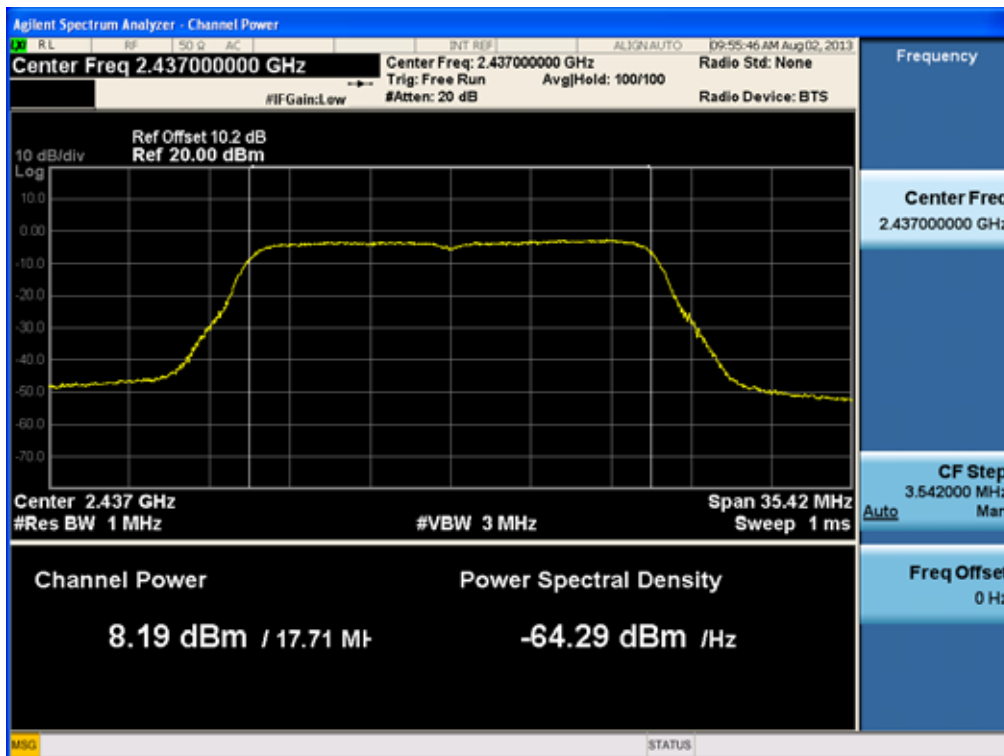


FCC PT.15.247 TEST REPORT	FCC CERTIFICATION REPORT		<a href="http://www.hct.co.kr">www.hct.co.kr</a>
Test Report No. HCTR1308FR42-1	Date of Issue: September 06, 2013	EUT Type: GSM/WCDMA/LTE Phone with Bluetooth, WLAN(2.4GHz & 5GHz) and NFC	FCC ID: ZNF821

### Conducted Output Power (802.11n-CH 6) 13Mbps



### Conducted Output Power (802.11ac-CH 6) 65Mbps



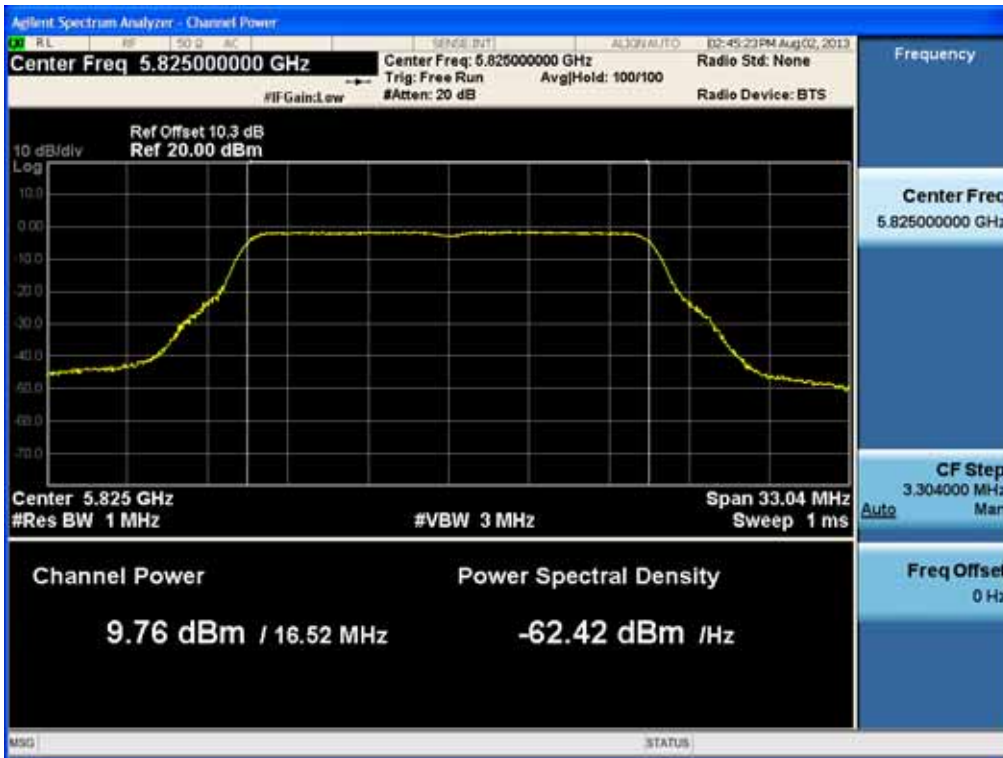
FCC PT.15.247 TEST REPORT	FCC CERTIFICATION REPORT		<a href="http://www.hct.co.kr">www.hct.co.kr</a>
Test Report No. HCTR1308FR42-1	Date of Issue: September 06, 2013	EUT Type: GSM/WCDMA/LTE Phone with Bluetooth, WLAN(2.4GHz & 5GHz) and NFC	FCC ID: ZNFD821





(5745 MHz ~5825 MHz)

**Conducted Output Power (802.11a-CH 165) 12 Mbps**



20 MHz BW

(5745 MHz ~5825 MHz)

**Conducted Output Power (802.11n-CH 157) 26 Mbps**



FCC PT.15.247 TEST REPORT	FCC CERTIFICATION REPORT		<a href="http://www.hct.co.kr">www.hct.co.kr</a>
Test Report No. HCTR1308FR42-1	Date of Issue: September 06, 2013	EUT Type: GSM/WCDMA/LTE Phone with Bluetooth, WLAN(2.4GHz & 5GHz) and NFC	FCC ID: ZNF821



40 MHz BW

(5755 MHz ~5795 MHz)

**Conducted Output Power (802.11n-CH 151) 13.5 Mbps**



20 MHz BW

(5745 MHz ~5825 MHz)

**Conducted Output Power (802.11ac-CH 157) 6.5 Mbps**



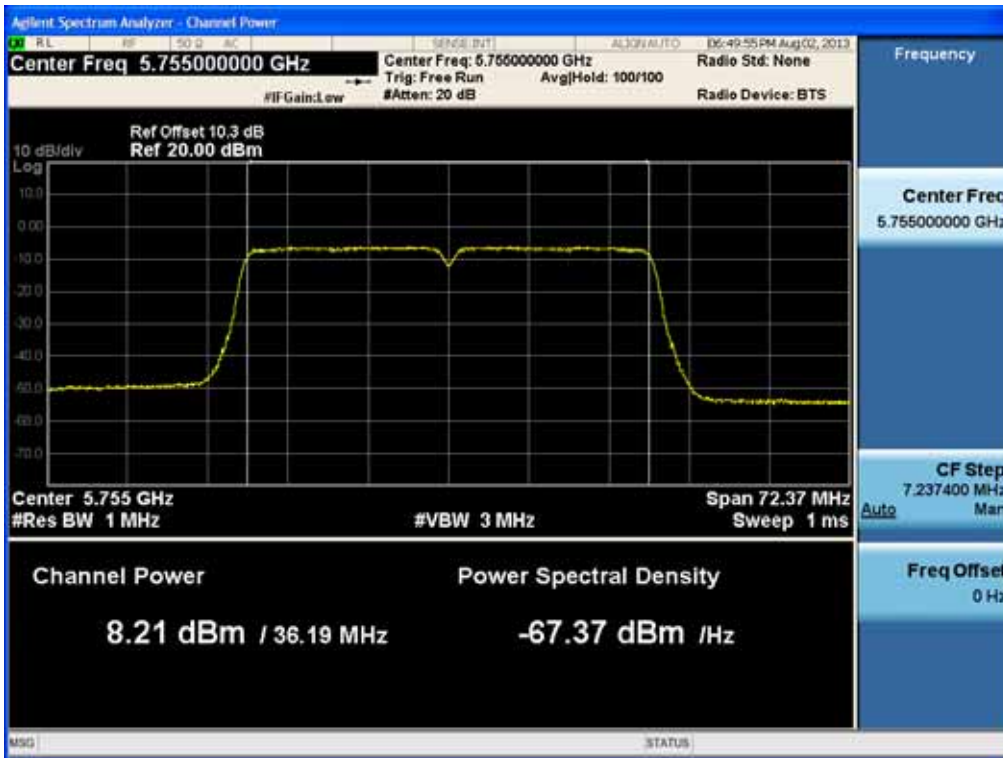
40 MHz BW

FCC PT.15.247 TEST REPORT	FCC CERTIFICATION REPORT		<a href="http://www.hct.co.kr">www.hct.co.kr</a>
Test Report No. HCTR1308FR42-1	Date of Issue: September 06, 2013	EUT Type: GSM/WCDMA/LTE Phone with Bluetooth, WLAN(2.4GHz & 5GHz) and NFC	FCC ID: ZNF821



(5755 MHz ~5795 MHz)

**Conducted Output Power (802.11ac-CH 151) 13.5 Mbps**



80 MHz BW

(5775 MHz)

**Conducted Output Power (802.11ac-CH 155) 58.5 Mbps**



FCC PT.15.247 TEST REPORT	FCC CERTIFICATION REPORT		<a href="http://www.hct.co.kr">www.hct.co.kr</a>
Test Report No. HCTR1308FR42-1	Date of Issue: September 06, 2013	EUT Type: GSM/WCDMA/LTE Phone with Bluetooth, WLAN(2.4GHz & 5GHz) and NFC	FCC ID: ZNF821

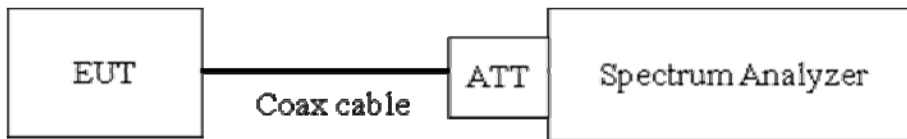
## 8.4 POWER SPECTRAL DENSITY (802.11a/b/g/n/ac)

### Test Requirements and limit, §15.247(e)

The peak power spectral density is measured with a spectrum analyzer connected to the antenna terminal while the EUT is operating in transmission mode at the appropriate frequencies.

**Minimum Standard – the power spectral density conducted from the intentional radiator to the antenna shall not be greater than 8 dBm in any 3 kHz band during any time interval of continuous transmission.**

### TEST CONFIGURATION



### TEST PROCEDURE

We tested according to Procedure 10.2 in KDB 558074, issued 04/09/2013

The spectrum analyzer is set to :

Set analyzer center frequency to DTS channel center frequency.

Span = 1.5 times the DTS channel bandwidth.

RBW = 3 kHz ≤ RBW ≤ 100 kHz.

VBW ≥ 3 x RBW.

Sweep = auto couple

Detector = peak

Trace Mode = max hold

Allow trace to fully stabilize.

Use the peak marker function to determine the maximum amplitude level within the RBW.

If measured value exceeds limit, reduce RBW (no less than 3 kHz) and repeat.

### Sample Calculation

$$\begin{aligned} \text{PSD} &= \text{Reading Value} + \text{ATT loss} + \text{Cable loss}(1 \text{ ea}) \\ &= -5 \text{ dBm} + 10 \text{ dB} + 0.8 \text{ dB} = 5.8 \text{ dBm} \end{aligned}$$

Note :

1. Spectrum reading values are not plot data. The PSD results in plot is already including the actual values of loss for the attenuator and cable combination.
2. Spectrum offset = Attenuator loss + Cable loss
3. We apply to the offset in the 2.4 GHz and 5.8 GHz range that was rounded off to the closest tenth dB. So, 10.2 dB is offset for 2.4 GHz Band and 10.3 dB is offset for 5.8 GHz Band.  
Actual value of loss for the attenuator and cable combination is below table.

FCC PT.15.247 TEST REPORT	FCC CERTIFICATION REPORT		<a href="http://www.hct.co.kr">www.hct.co.kr</a>
Test Report No. HCTR1308FR42-1	Date of Issue: September 06, 2013	EUT Type: GSM/WCDMA/LTE Phone with Bluetooth, WLAN(2.4GHz & 5GHz) and NFC	FCC ID: ZNFD821

Band	Frequency(MHz)	Loss(dB)
2.4 GHz	2412	10.21
	2437	10.24
	2462	10.24
5.8 GHz	5745	10.31
	5755	10.30
	5785	10.29
	5795	10.26
	5825	10.28

(Actual value of loss for the attenuator and cable combination)

## TEST RESULTS

FCC PT.15.247 TEST REPORT		FCC CERTIFICATION REPORT		<a href="http://www.hct.co.kr">www.hct.co.kr</a>
Test Report No. HCTR1308FR42-1	Date of Issue: September 06, 2013	EUT Type: GSM/WCDMA/LTE Phone with Bluetooth, WLAN(2.4GHz & 5GHz) and NFC		FCC ID: ZNFD821

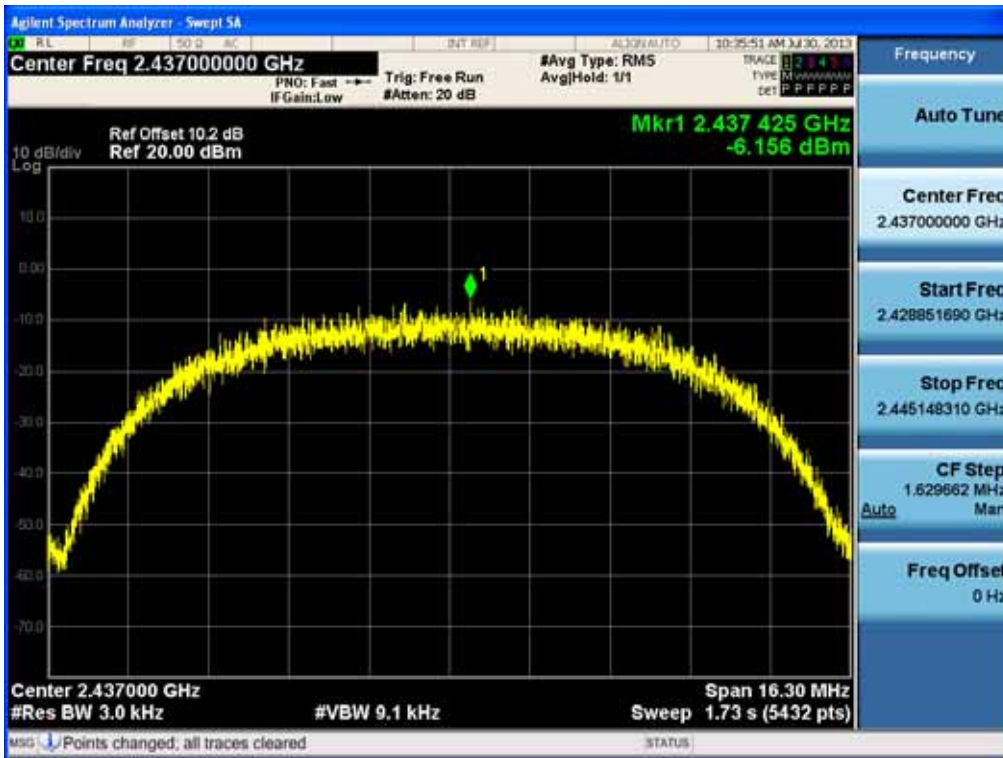
**Conducted Power Density Measurements**

Frequency (MHz)	Channel No.	Mode	Test Result		
			PSD (dBm)	Limit (dBm)	Pass/Fail
2412	1	802.11b	-8.400	8	Pass
2437	6		-6.156		Pass
2462	11		-6.928		Pass
2412	1	802.11g	-15.895		Pass
2437	6		-15.255		Pass
2462	11		-15.318		Pass
2412	1	802.11n (20M) 2.4 GHz Band	-16.025		Pass
2437	6		-17.208		Pass
2462	11		-17.642		Pass
2412	1	802.11ac 2.4 GHz Band	-17.512		Pass
2437	6		-17.024		Pass
2462	11		-17.601		Pass
5745	149	802.11a	-14.362		Pass
5785	157		-14.568		Pass
5825	165		-14.696		Pass
5745	149	802.11n_20 MHz BW 5.8 GHz Band	-16.039		Pass
5785	157		-15.143		Pass
5825	165		-15.465		Pass
5755	151	802.11n_40 MHz BW 5.8 GHz Band	-19.066		Pass
5795	159		-19.786		Pass
5745	149	802.11ac_20 MHz BW 5.8 GHz Band	-15.819		Pass
5785	157		-16.073	Pass	
5825	165		-16.453	Pass	
5755	151	802.11ac_40 MHz BW 5.8 GHz Band	-19.809	Pass	
5795	159		-18.346	Pass	
5775	155	802.11ac_80MHz BW 5.8 GHz Band	-21.549	Pass	

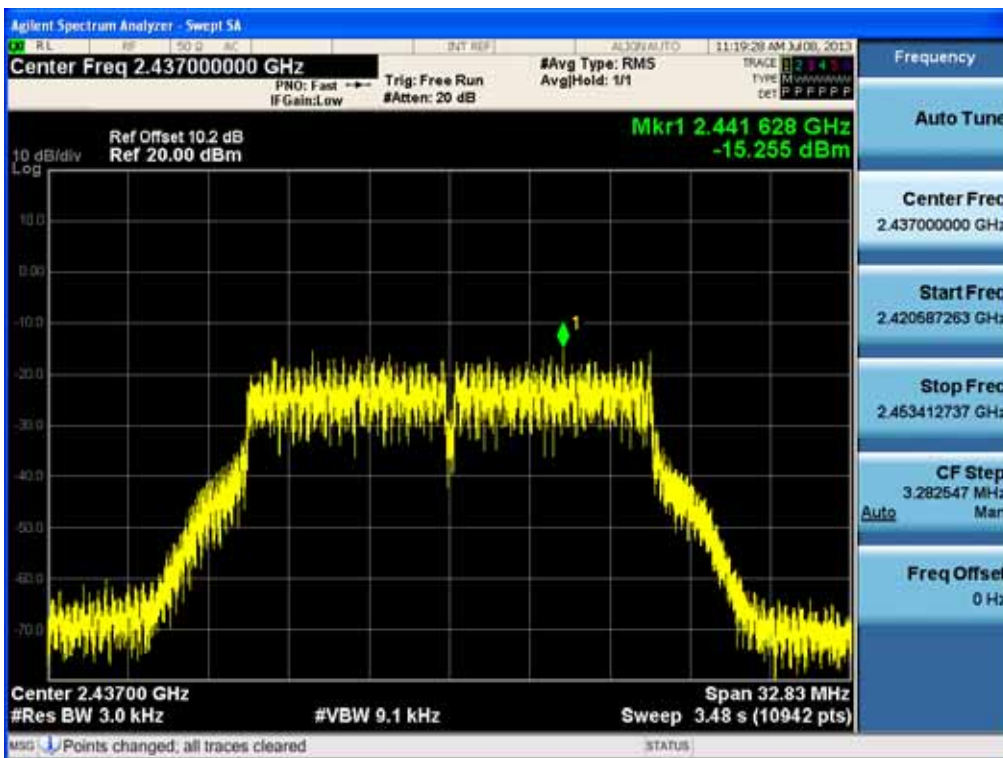
Note : In order to simplify the report, attached plots were only the highest PSD channel.

RESULT PLOTS

Power Spectral Density (802.11b-CH 6)

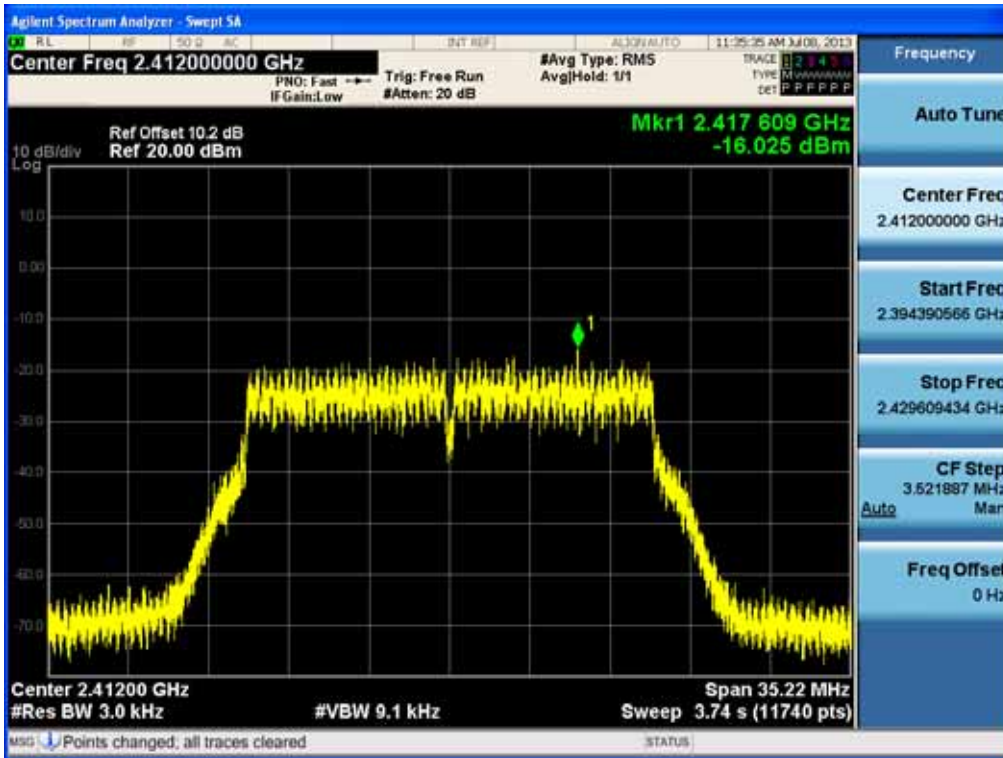


Power Spectral Density (802.11g-CH 6)

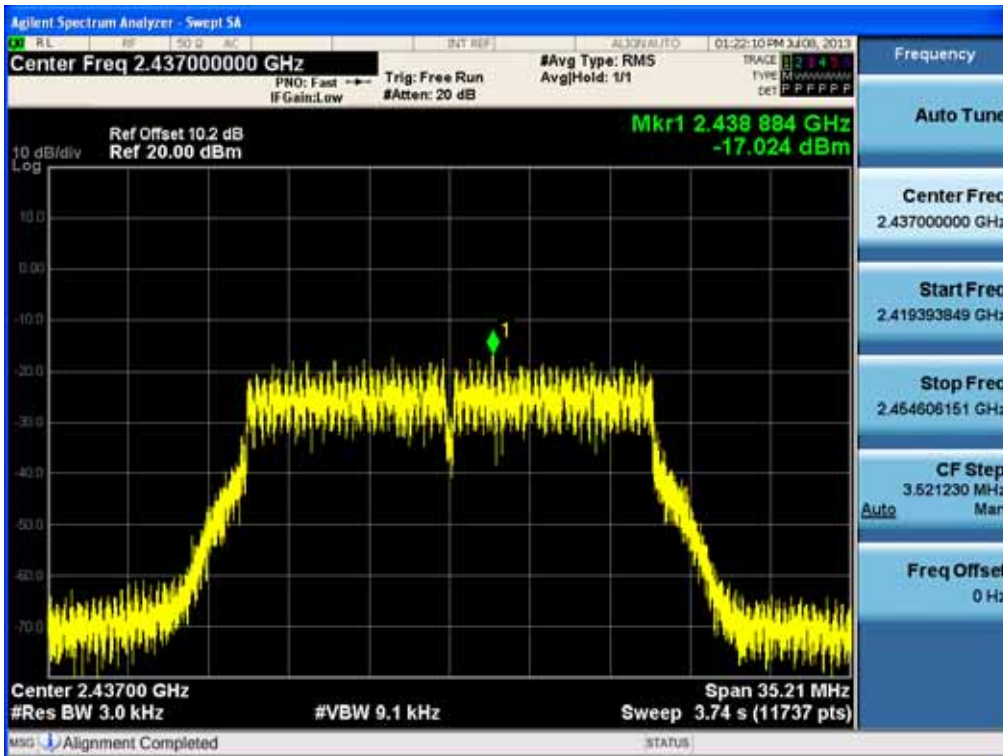


FCC PT.15.247 TEST REPORT	FCC CERTIFICATION REPORT		<a href="http://www.hct.co.kr">www.hct.co.kr</a>
Test Report No. HCTR1308FR42-1	Date of Issue: September 06, 2013	EUT Type: GSM/WCDMA/LTE Phone with Bluetooth, WLAN(2.4GHz & 5GHz) and NFC	FCC ID: ZNF821

### Power Spectral Density (802.11n-CH 1)



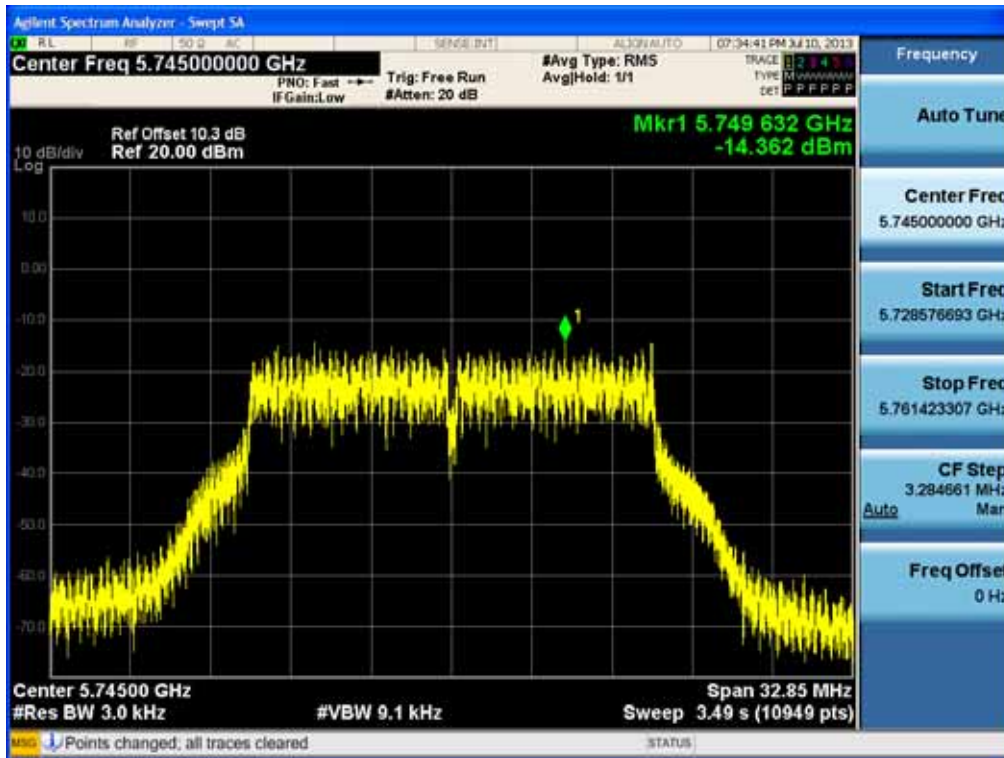
### Power Spectral Density (802.11ac-CH 6)



### Power Spectral Density (802.11a-CH 149)

FCC PT.15.247 TEST REPORT	FCC CERTIFICATION REPORT		<a href="http://www.hct.co.kr">www.hct.co.kr</a>
Test Report No. HCTR1308FR42-1	Date of Issue: September 06, 2013	EUT Type: GSM/WCDMA/LTE Phone with Bluetooth, WLAN(2.4GHz & 5GHz) and NFC	FCC ID: ZNF821

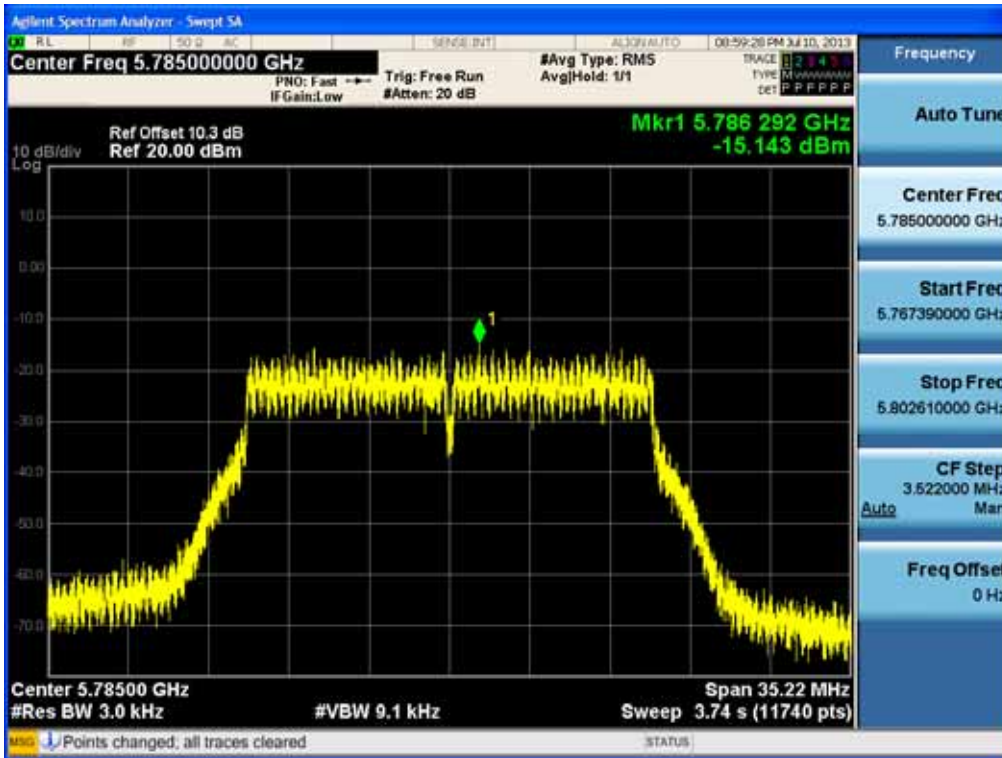




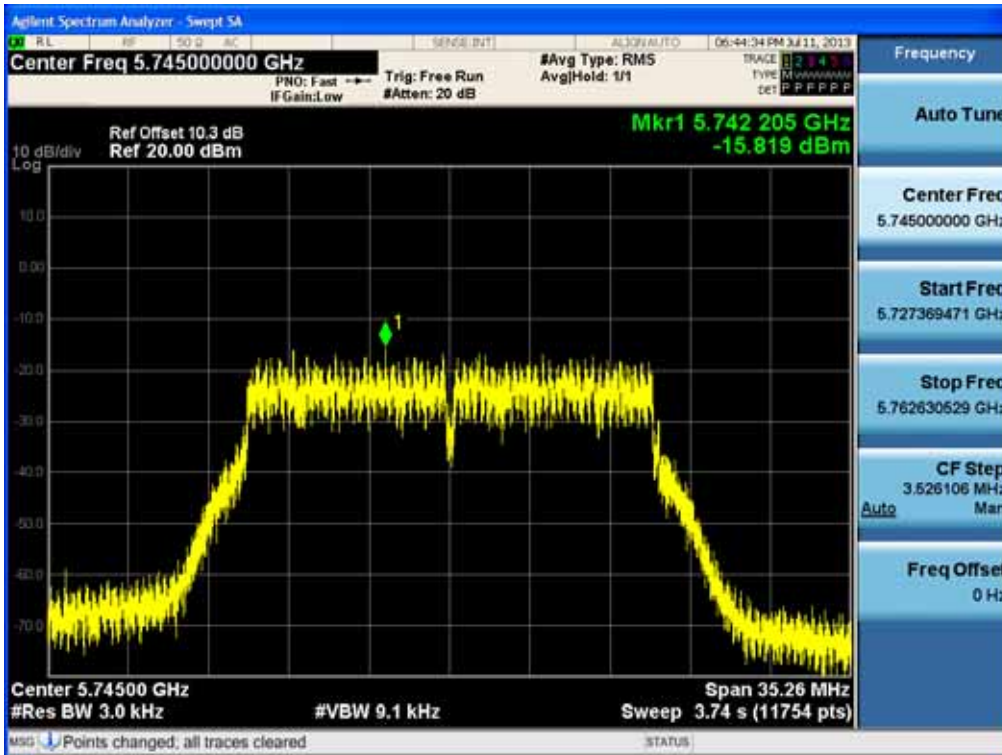
## 20 MHz BW

FCC PT.15.247 TEST REPORT	FCC CERTIFICATION REPORT		<a href="http://www.hct.co.kr">www.hct.co.kr</a>
Test Report No. HCTR1308FR42-1	Date of Issue: September 06, 2013	EUT Type: GSM/WCDMA/LTE Phone with Bluetooth, WLAN(2.4GHz & 5GHz) and NFC	FCC ID: ZNF821

### Power Spectral Density (802.11n-CH 157)



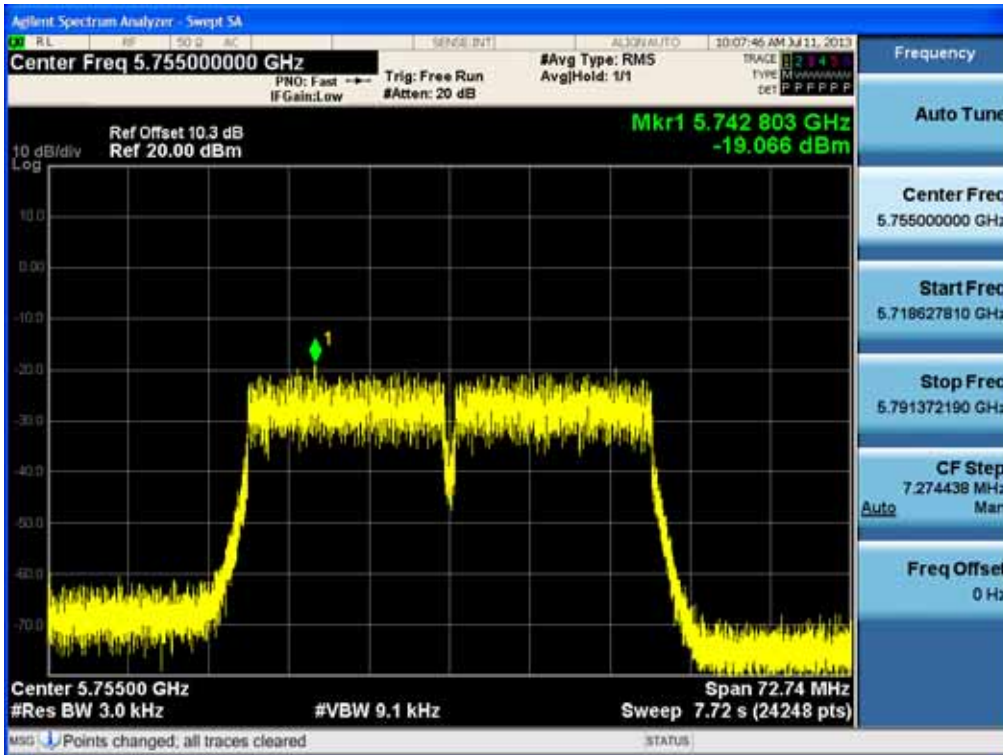
### Power Spectral Density (802.11ac\_ CH 149)



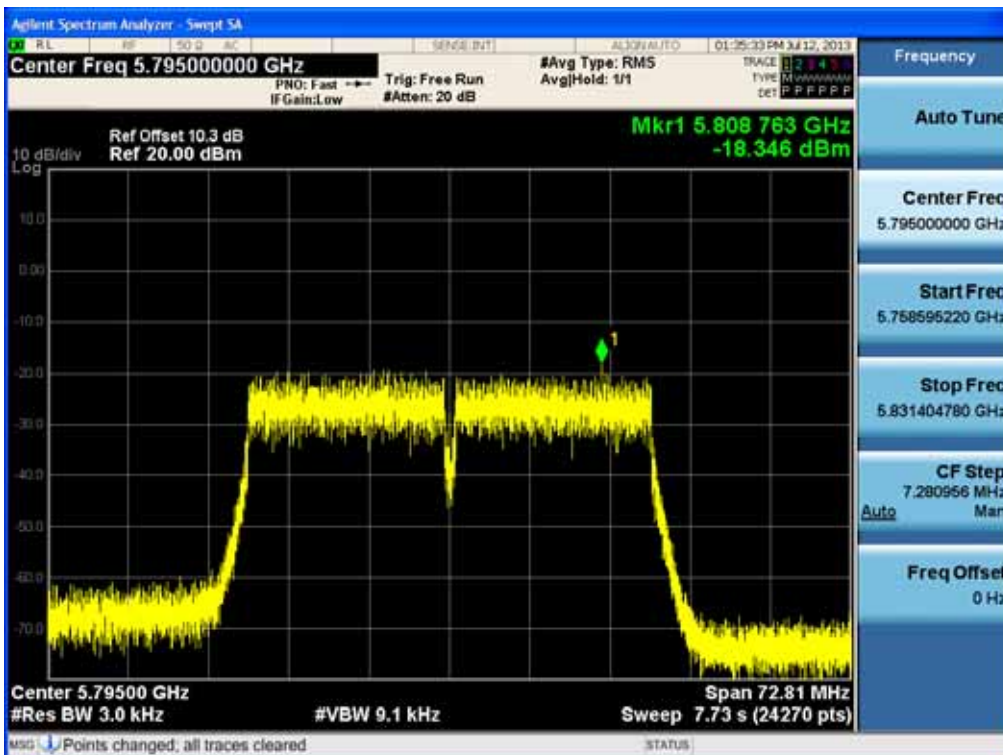
FCC PT.15.247 TEST REPORT	FCC CERTIFICATION REPORT		<a href="http://www.hct.co.kr">www.hct.co.kr</a>
Test Report No. HCTR1308FR42-1	Date of Issue: September 06, 2013	EUT Type: GSM/WCDMA/LTE Phone with Bluetooth, WLAN(2.4GHz & 5GHz) and NFC	FCC ID: ZNF821

40 MHz BW

Power Spectral Density (802.11n-CH 151)



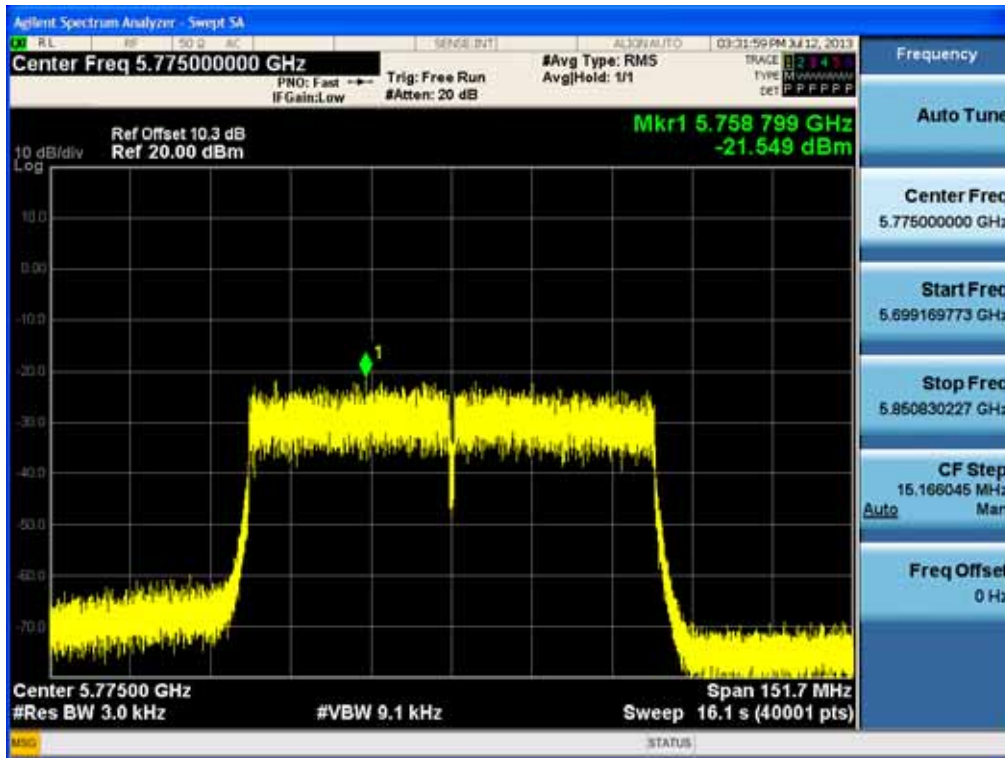
Power Spectral Density (802.11ac\_CH 159)



FCC PT.15.247 TEST REPORT	FCC CERTIFICATION REPORT		<a href="http://www.hct.co.kr">www.hct.co.kr</a>
Test Report No. HCTR1308FR42-1	Date of Issue: September 06, 2013	EUT Type: GSM/WCDMA/LTE Phone with Bluetooth, WLAN(2.4GHz & 5GHz) and NFC	FCC ID: ZNF821

80 MHz BW

Power Spectral Density (802.11ac\_CH 155)



FCC PT.15.247 TEST REPORT	FCC CERTIFICATION REPORT		<a href="http://www.hct.co.kr">www.hct.co.kr</a>
Test Report No. HCTR1308FR42-1	Date of Issue: September 06, 2013	EUT Type: GSM/WCDMA/LTE Phone with Bluetooth, WLAN(2.4GHz & 5GHz) and NFC	FCC ID: ZNF821

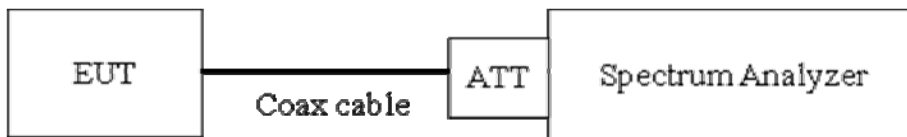
## 8.5 OUT OF BAND EMISSIONS AT THE BAND EDGE/ CONDUCTED SPURIOUS EMISSIONS

### Test Requirements and limit, §15.247(d)

In any 100 kHz bandwidth outside the frequency band in which the spread spectrum or digitally modulated intentional radiator is operating, the radio frequency power that is produced by the intentional radiator shall be at least 20 dB below that in the 100 kHz bandwidth within the band that contains the highest level of the desired power, based on either an RF conducted or a radiated measurement, provided the transmitter demonstrates compliance with the peak conducted power limits. If the transmitter complies with the conducted power limits based on the use of RMS averaging over a time interval, as permitted under paragraph (b)(3) of this section, the attenuation required under this paragraph shall be 30 dB instead of 20 dB. Attenuation below the general limits specified in § 15.209(a) is not required. In addition, radiated emissions which fall in the restricted bands, as defined in § 15.205(a), must also comply with the radiated emission limits specified in § 15.209(a) (see § 15.205(c)).

**Limit : 20 dBc**

#### TEST CONFIGURATION



#### TEST PROCEDURE

The transmitter output is connected to the spectrum analyzer. (Procedure 11.0 in KDB 558074, issued 04/09/2013)

RBW = 100 kHz(Upon 1 GHz = 1 MHz, In order to increase the measurement speed).

VBW  $\geq$  3 x RBW(Upon 1 GHz = 3 MHz, In order to increase the measurement speed).

Set span to encompass the spectrum to be examined

Detector = Peak

Trace Mode = max hold

Sweep time = auto couple

Ensure that the number of measurement points  $\geq$  Span/RBW

Allow trace to fully stabilize.

Use peak marker function to determine the maximum amplitude level.

Measurements are made over the 30 MHz to 10<sup>th</sup> harmonic range with the transmitter set to the lowest, middle, and highest channels.

Note :

1. The band edge results in plot is already including the actual values of loss for the attenuator and cable combination.
2. Spectrum offset = Attenuator loss + Cable loss
3. We apply to the offset in the 2.4 GHz and 5.8 GHz range that was rounded off to the closest tenth dB. So,

FCC PT.15.247 TEST REPORT		FCC CERTIFICATION REPORT		<a href="http://www.hct.co.kr">www.hct.co.kr</a>
Test Report No. HCTR1308FR42-1	Date of Issue: September 06, 2013	EUT Type: GSM/WCDMA/LTE Phone with Bluetooth, WLAN(2.4GHz & 5GHz) and NFC		FCC ID: ZNFD821



10.2 dB is offset for 2.4 GHz Band and 10.3 dB is offset for 5.8 GHz Band.

Actual value of loss for the attenuator and cable combination is below table.

Band	Frequency(MHz)	Loss(dB)
2.4 GHz	2412	10.21
	2437	10.24
	2462	10.24
5.8 GHz	5745	10.31
	5755	10.30
	5785	10.29
	5795	10.26
	5825	10.28

(Actual value of loss for the attenuator and cable combination)

4. In case of conducted spurious emissions test, please check factors below table.
5. The display line shown in the following plots denotes the limit at 20 dB below the fundamental emission level measured in a 100 kHz bandwidth. However, since the traces in the following plots are measured with a 1 MHz RBW, the display line may not necessarily appear to be 20 dB below the level of the fundamental in a 1 MHz bandwidth.
6. For plots showing conducted spurious emissions near the limit, the frequencies were investigated with a reduced RBW to ensure that no emissions were present.

### FACTORS FOR FREQUENCY

Freq(MHz)	Factor(dB)
30	9.95
100	10.01
200	10.03
300	10.04
400	10.05
500	10.04
600	10.03
700	10.09
800	10.10
900	10.08
1000	10.11
2000	10.25
2400*	10.19
2500*	10.26
3000	10.27

<b>FCC PT.15.247 TEST REPORT</b>	<b>FCC CERTIFICATION REPORT</b>		<a href="http://www.hct.co.kr">www.hct.co.kr</a>
<b>Test Report No.</b> HCTR1308FR42-1	<b>Date of Issue:</b> September 06, 2013	<b>EUT Type:</b> GSM/WCDMA/LTE Phone with Bluetooth, WLAN(2.4GHz & 5GHz) and NFC	<b>FCC ID:</b> ZNFD821

4000	10.22
5000	10.48
5700*	10.42
5800*	10.48
6000	10.48
7000	10.57
8000	10.45
9000	10.50
10000	10.64
11000	10.69
12000	10.75
13000	10.92
14000	11.90
15000	11.00
16000	11.03
17000	10.93
18000	10.96
19000	10.85
20000	12.11
21000	11.17
22000	10.99
23000	11.12
24000	11.10
25000	11.42
26000	11.28
27000	10.83
28000	11.03
29000	10.99
30000	12.08
31000	10.99
32000	11.32
33000	11.33
34000	12.62
35000	14.85
36000	14.78
37000	15.73
38000	15.81
39000	13.47

<b>FCC PT.15.247 TEST REPORT</b>	<b>FCC CERTIFICATION REPORT</b>		<a href="http://www.hct.co.kr">www.hct.co.kr</a>
<b>Test Report No.</b> HCTR1308FR42-1	<b>Date of Issue:</b> September 06, 2013	<b>EUT Type:</b> GSM/WCDMA/LTE Phone with Bluetooth, WLAN(2.4GHz & 5GHz) and NFC	<b>FCC ID:</b> ZNFD821



40000	14.89
-------	-------

Note : 1. \*\* is fundamental frequency range.  
2. Factor = Cable loss + Attenuator loss

<b>FCC PT.15.247 TEST REPORT</b>	<b>FCC CERTIFICATION REPORT</b>		<a href="http://www.hct.co.kr">www.hct.co.kr</a>
<b>Test Report No.</b> HCTR1308FR42-1	<b>Date of Issue:</b> September 06, 2013	<b>EUT Type:</b> GSM/WCDMA/LTE Phone with Bluetooth, WLAN(2.4GHz & 5GHz) and NFC	<b>FCC ID:</b> ZNFD821

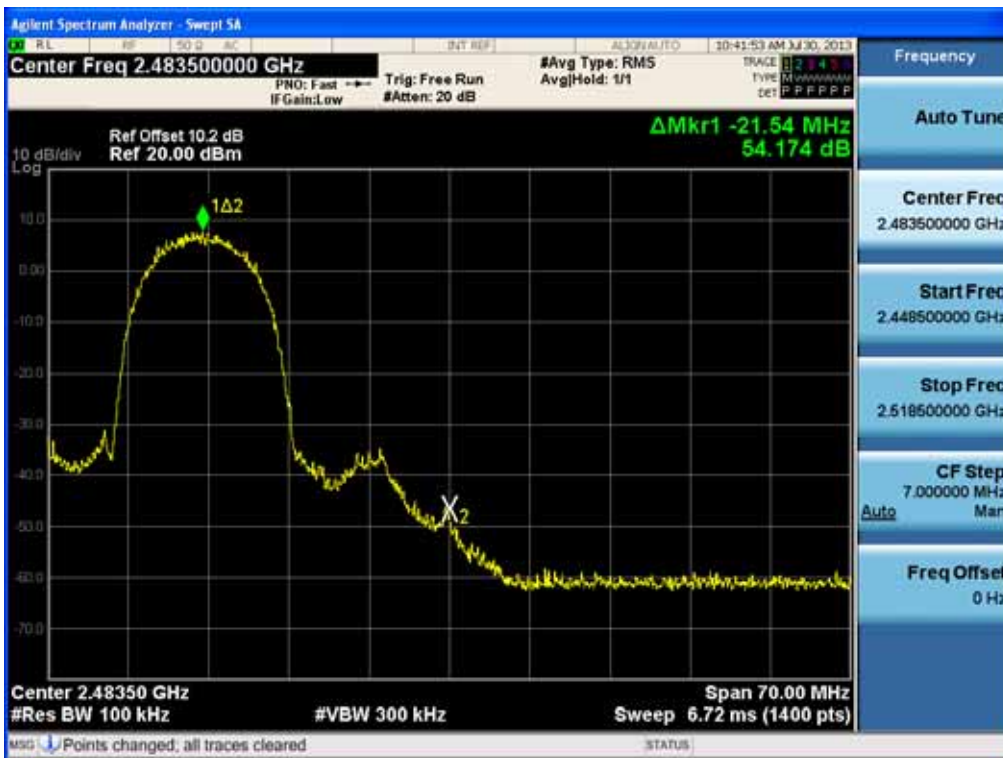


RESULT PLOTS

BandEdge (802.11b-CH1)



BandEdge (802.11b-CH11)

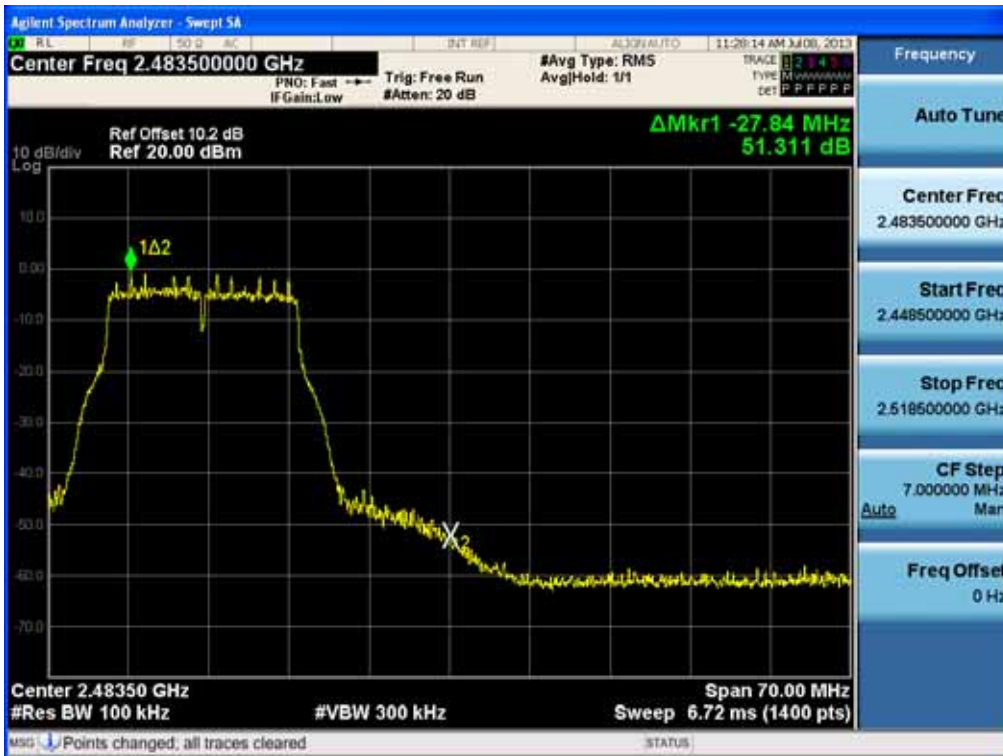


FCC PT.15.247 TEST REPORT	FCC CERTIFICATION REPORT		<a href="http://www.hct.co.kr">www.hct.co.kr</a>
Test Report No. HCTR1308FR42-1	Date of Issue: September 06, 2013	EUT Type: GSM/WCDMA/LTE Phone with Bluetooth, WLAN(2.4GHz & 5GHz) and NFC	FCC ID: ZNF821

### BandEdge (802.11g-CH1)



### BandEdge (802.11g-CH11)

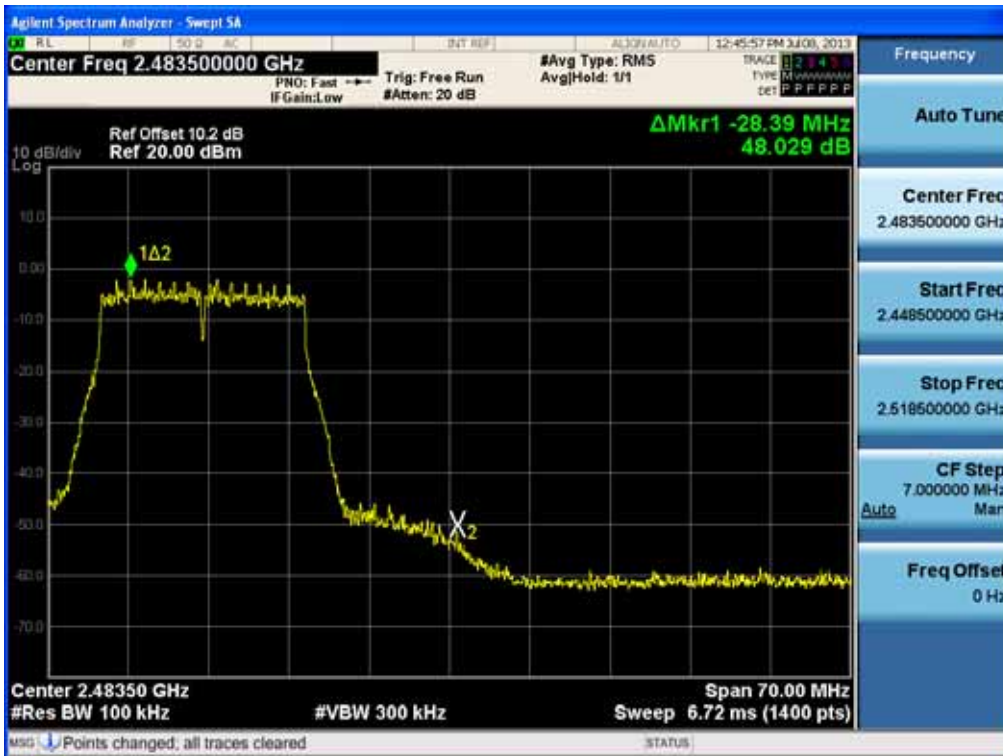


FCC PT.15.247 TEST REPORT	FCC CERTIFICATION REPORT		<a href="http://www.hct.co.kr">www.hct.co.kr</a>
Test Report No. HCTR1308FR42-1	Date of Issue: September 06, 2013	EUT Type: GSM/WCDMA/LTE Phone with Bluetooth, WLAN(2.4GHz & 5GHz) and NFC	FCC ID: ZNF821

### BandEdge (802.11n-CH1)



### BandEdge (802.11n-CH11)

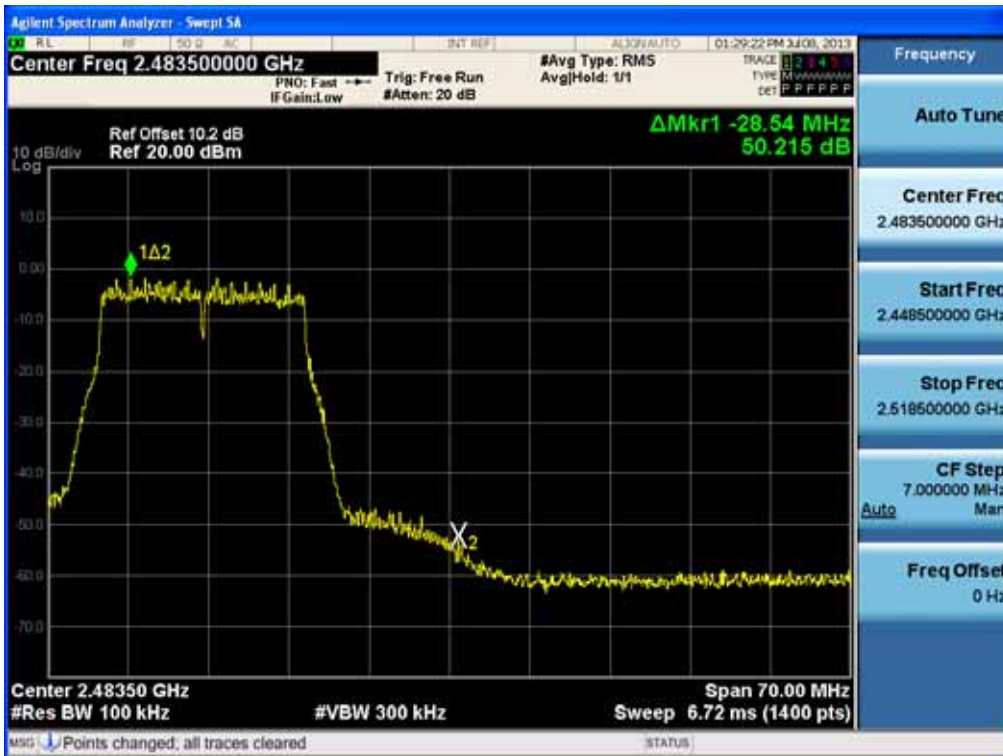


FCC PT.15.247 TEST REPORT	FCC CERTIFICATION REPORT		<a href="http://www.hct.co.kr">www.hct.co.kr</a>
Test Report No. HCTR1308FR42-1	Date of Issue: September 06, 2013	EUT Type: GSM/WCDMA/LTE Phone with Bluetooth, WLAN(2.4GHz & 5GHz) and NFC	FCC ID: ZNF821

### BandEdge (802.11ac-CH1)

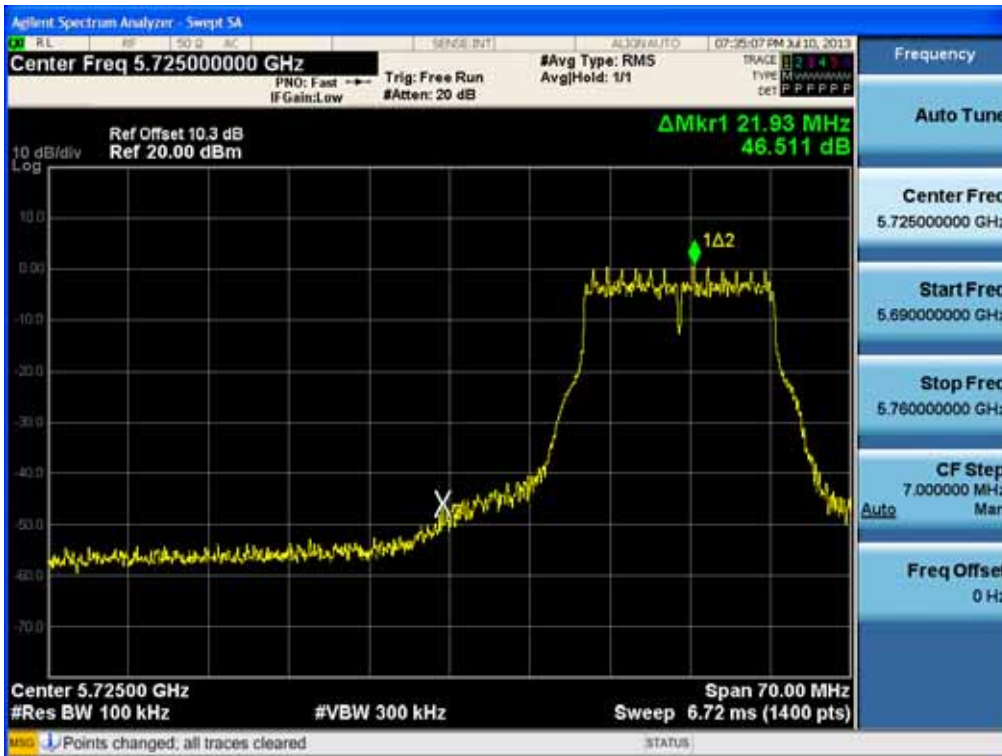


### BandEdge (802.11ac-CH11)

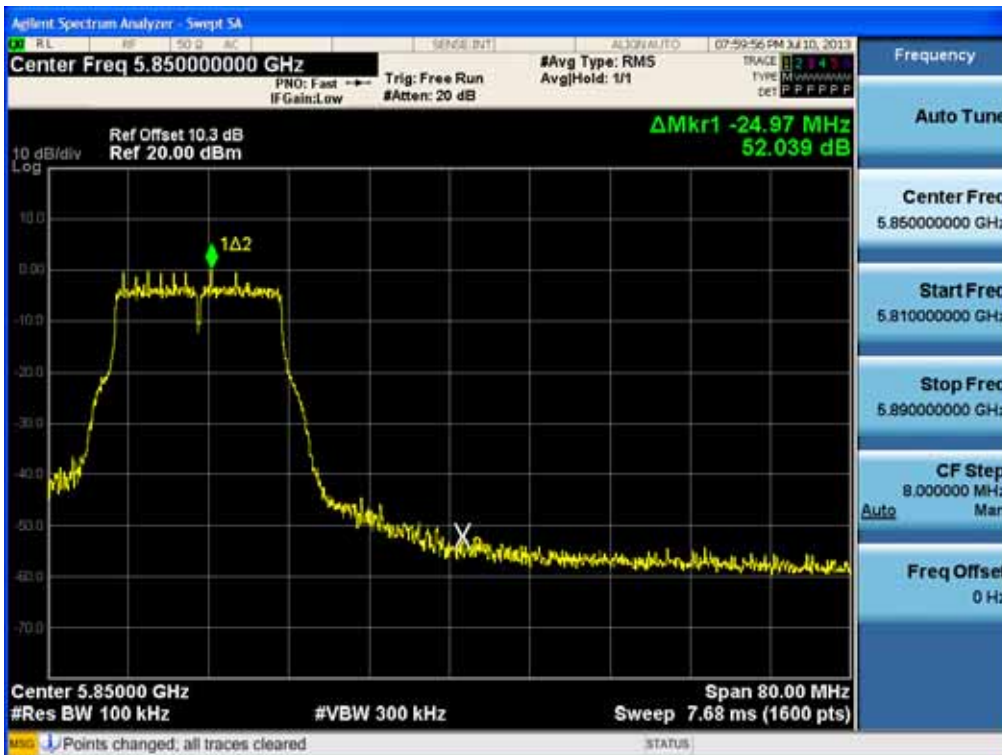


FCC PT.15.247 TEST REPORT	FCC CERTIFICATION REPORT		<a href="http://www.hct.co.kr">www.hct.co.kr</a>
Test Report No. HCTR1308FR42-1	Date of Issue: September 06, 2013	EUT Type: GSM/WCDMA/LTE Phone with Bluetooth, WLAN(2.4GHz & 5GHz) and NFC	FCC ID: ZNF821

### BandEdge (802.11a-CH 149)

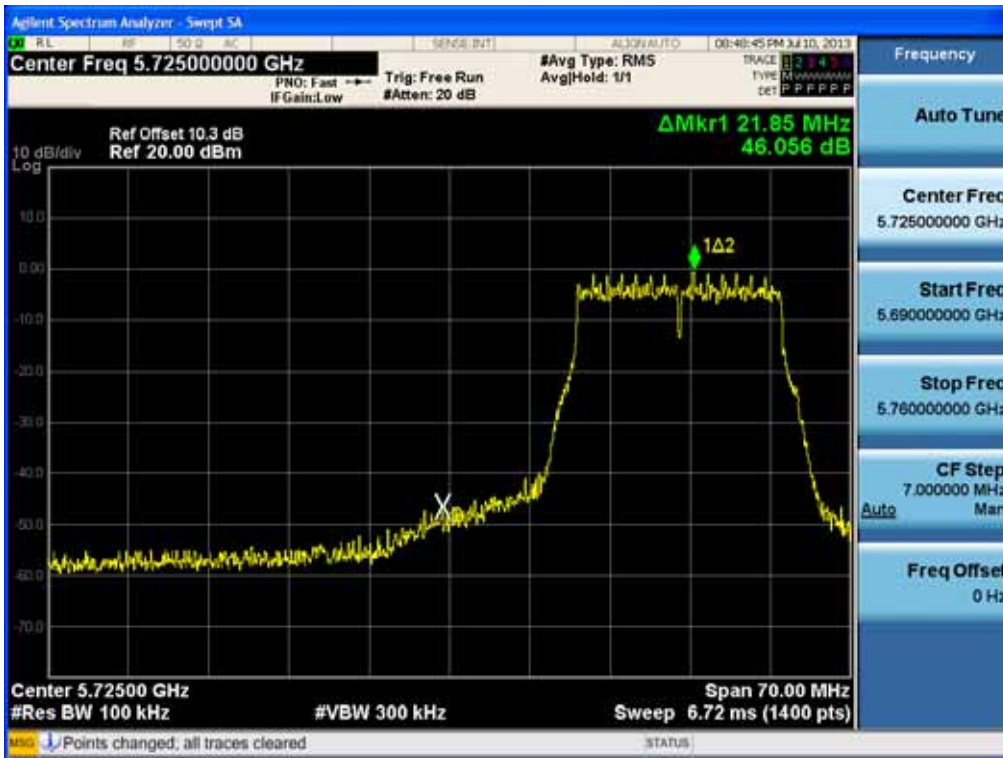


### BandEdge (802.11a-CH 165)

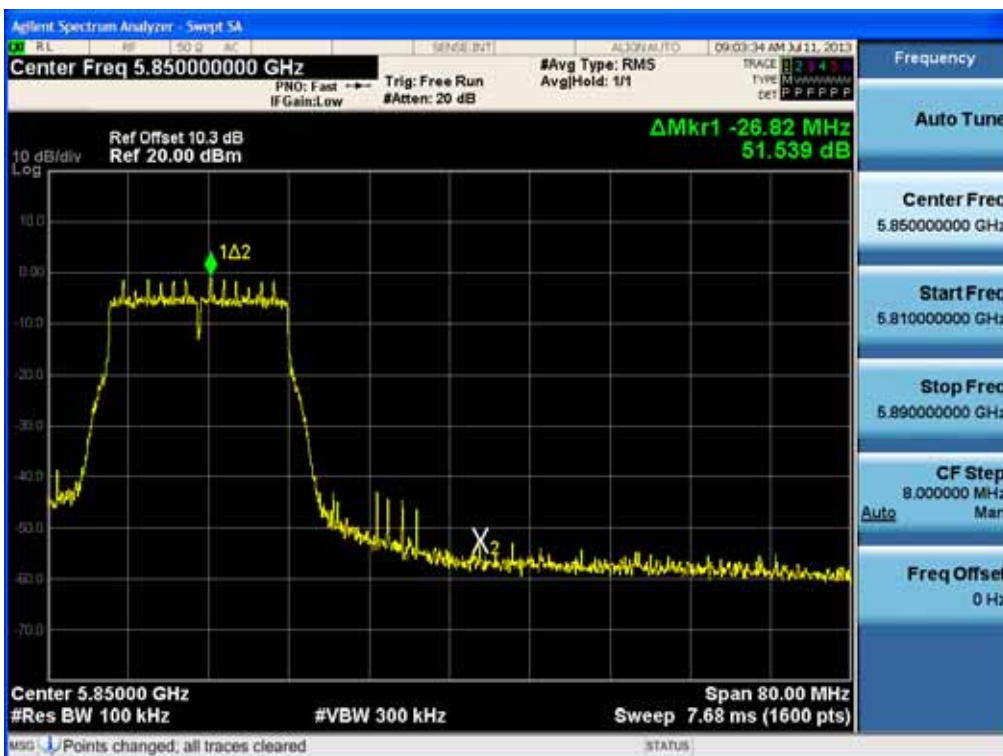


FCC PT.15.247 TEST REPORT	FCC CERTIFICATION REPORT		<a href="http://www.hct.co.kr">www.hct.co.kr</a>
Test Report No. HCTR1308FR42-1	Date of Issue: September 06, 2013	EUT Type: GSM/WCDMA/LTE Phone with Bluetooth, WLAN(2.4GHz & 5GHz) and NFC	FCC ID: ZNF0821

BandEdge (802.11n-CH 149)

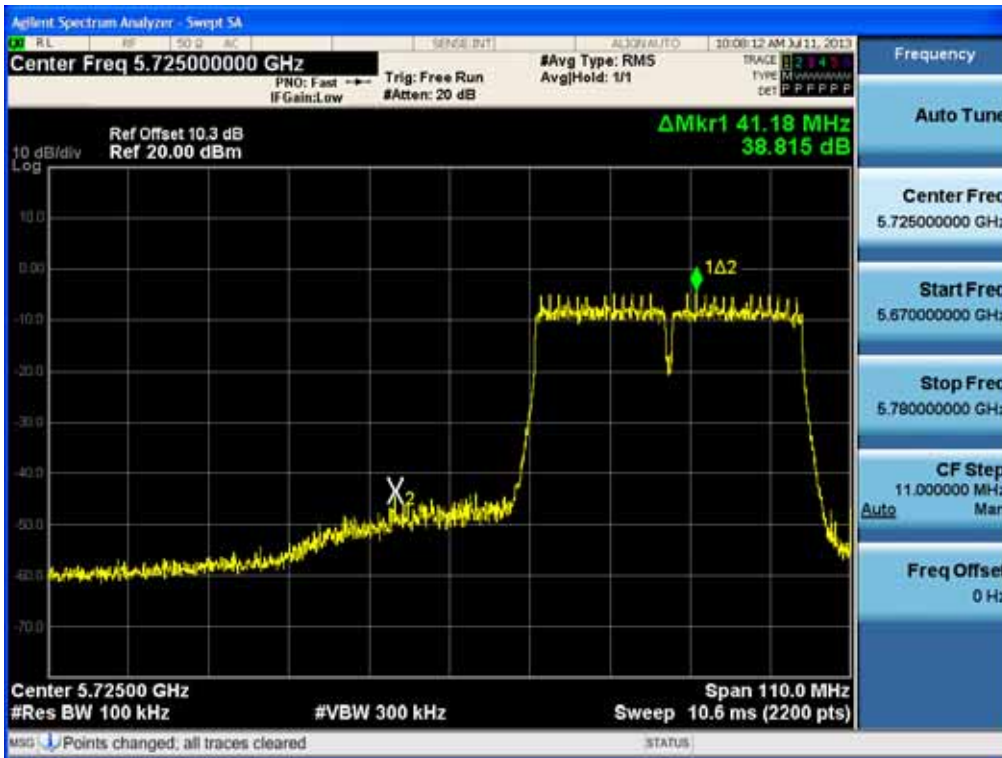


BandEdge (802.11n-CH 165)

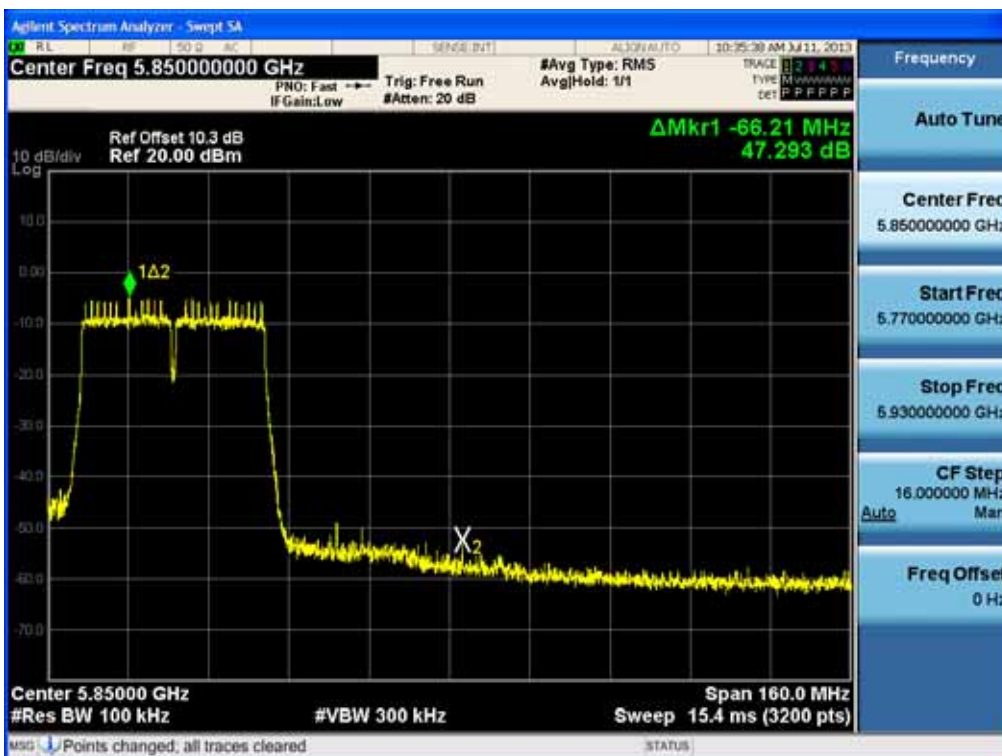


FCC PT.15.247 TEST REPORT	FCC CERTIFICATION REPORT		<a href="http://www.hct.co.kr">www.hct.co.kr</a>
Test Report No. HCTR1308FR42-1	Date of Issue: September 06, 2013	EUT Type: GSM/WCDMA/LTE Phone with Bluetooth, WLAN(2.4GHz & 5GHz) and NFC	FCC ID: ZNF821

BandEdge (802.11n-CH 151)



BandEdge (802.11n-CH 159)

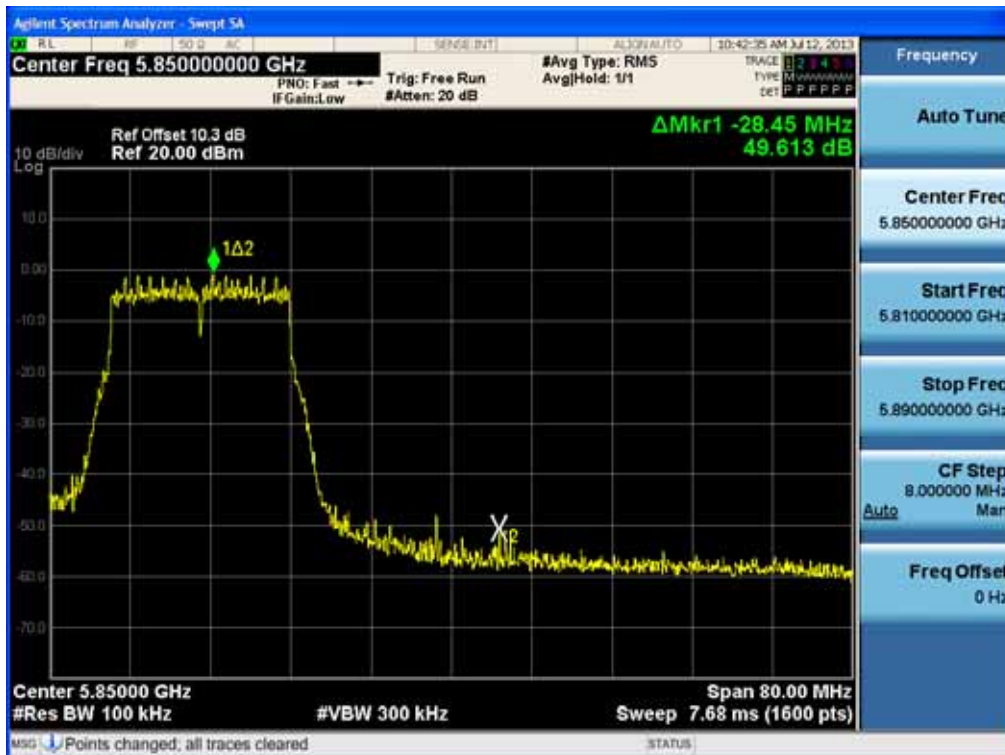


FCC PT.15.247 TEST REPORT	FCC CERTIFICATION REPORT		<a href="http://www.hct.co.kr">www.hct.co.kr</a>
Test Report No. HCTR1308FR42-1	Date of Issue: September 06, 2013	EUT Type: GSM/WCDMA/LTE Phone with Bluetooth, WLAN(2.4GHz & 5GHz) and NFC	FCC ID: ZNF0821

### BandEdge (802.11ac-CH 149) 20 MHz BW



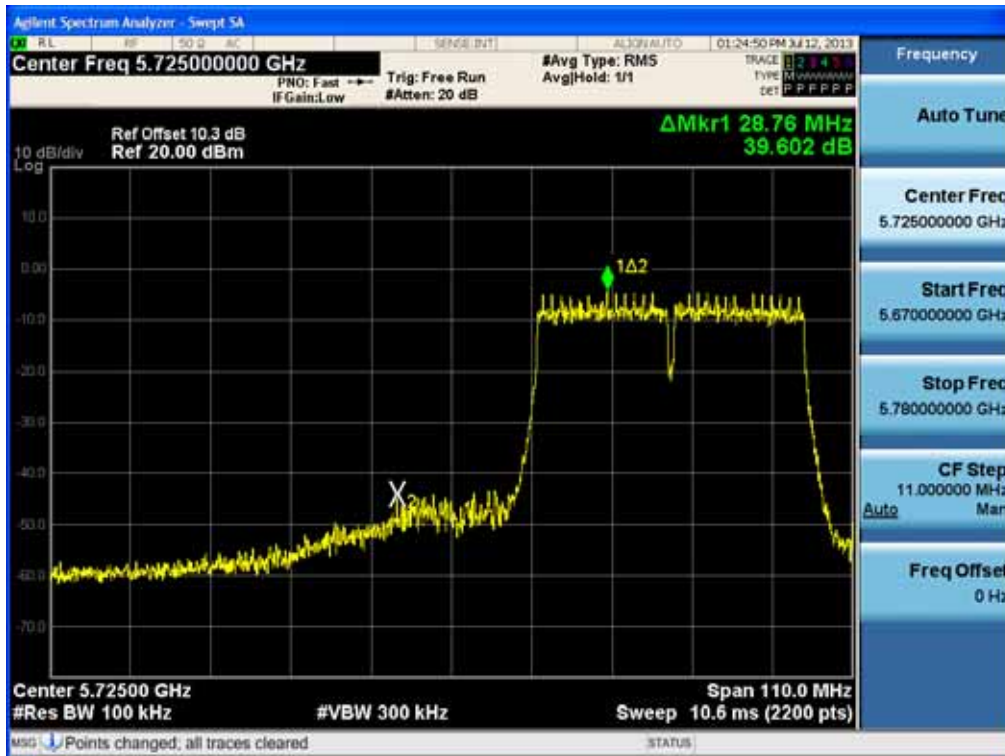
### BandEdge (802.11ac-CH 165) 20 MHz BW



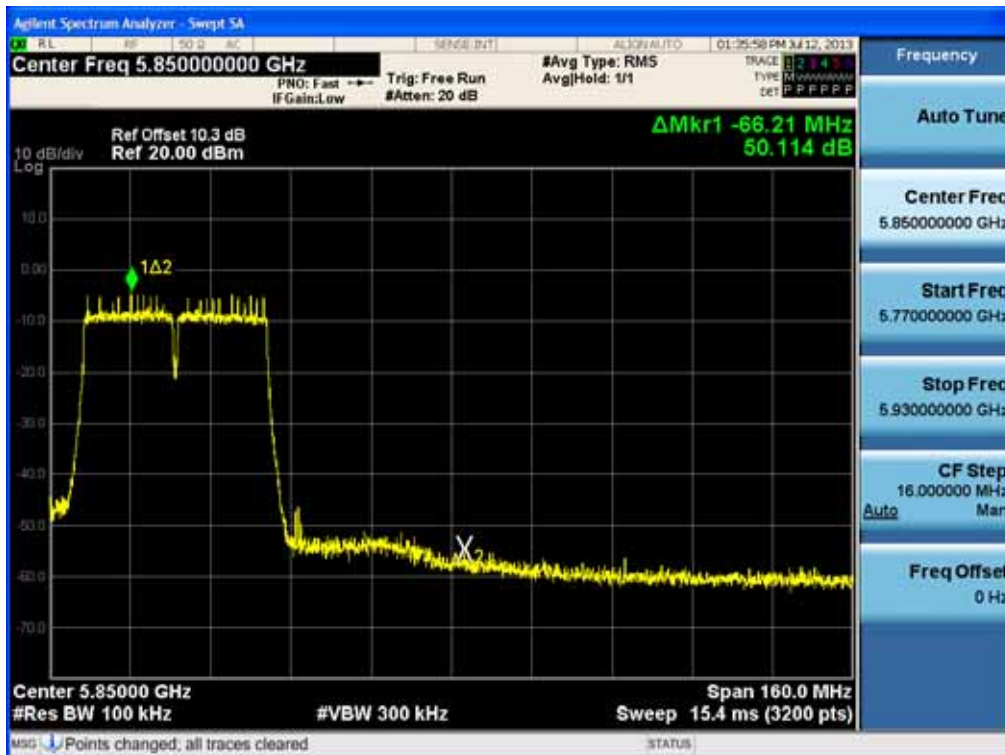
FCC PT.15.247 TEST REPORT	FCC CERTIFICATION REPORT		<a href="http://www.hct.co.kr">www.hct.co.kr</a>
Test Report No. HCTR1308FR42-1	Date of Issue: September 06, 2013	EUT Type: GSM/WCDMA/LTE Phone with Bluetooth, WLAN(2.4GHz & 5GHz) and NFC	FCC ID: ZNF0821



### BandEdge (802.11ac-CH 151) 40 MHz BW

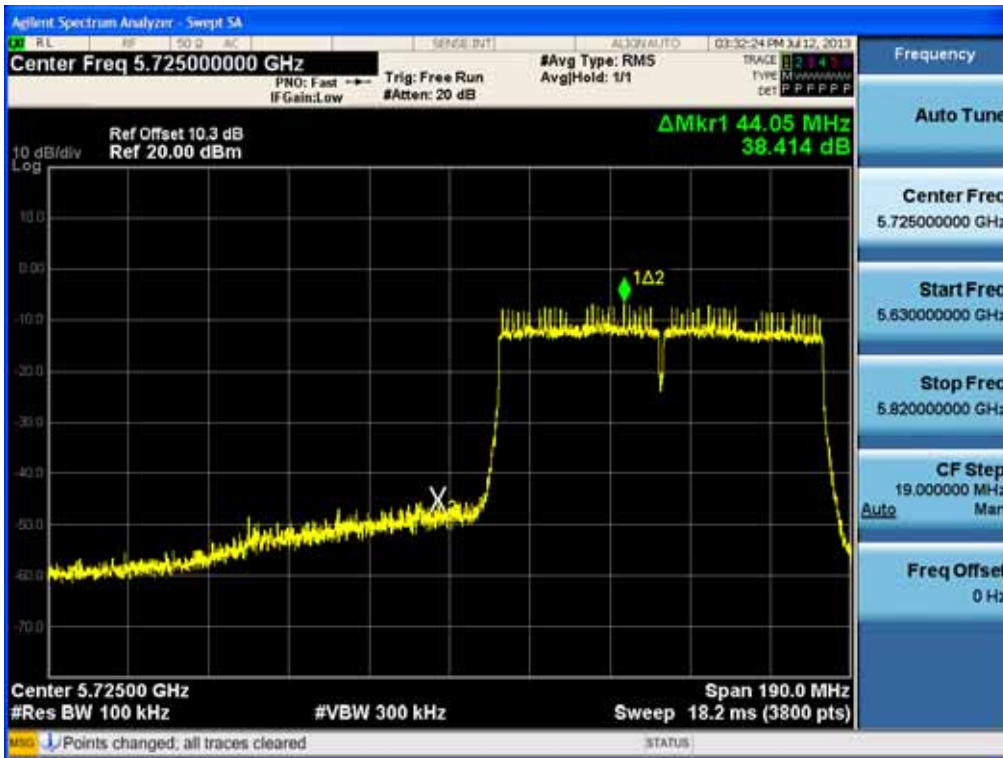


### BandEdge (802.11ac-CH 159) 40 MHz BW

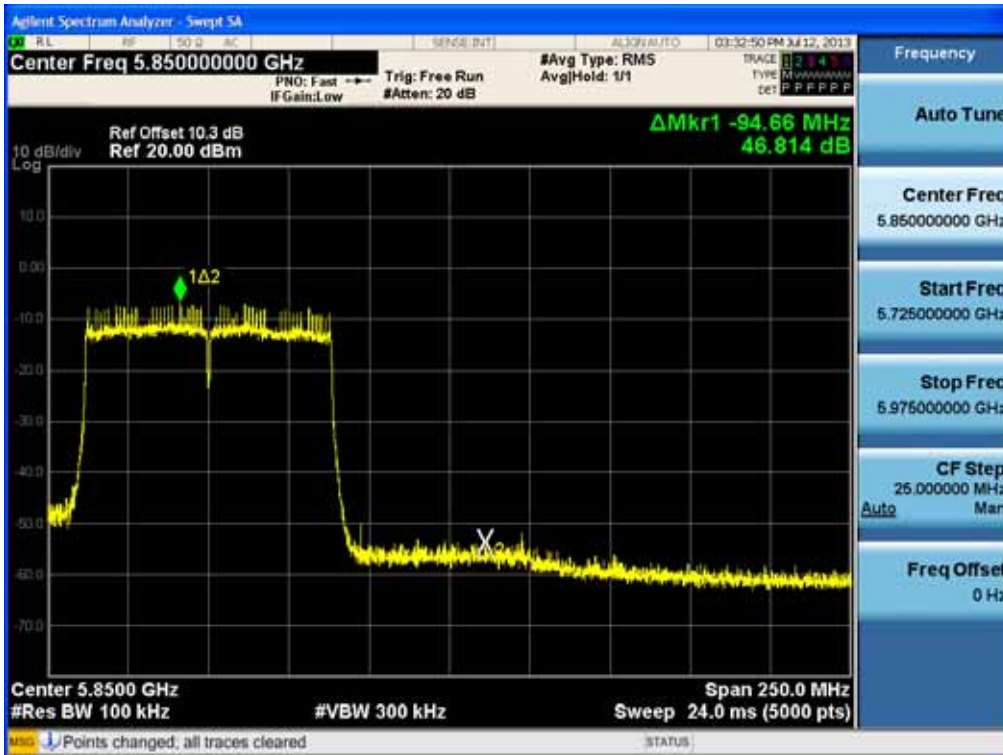


FCC PT.15.247 TEST REPORT	FCC CERTIFICATION REPORT		<a href="http://www.hct.co.kr">www.hct.co.kr</a>
Test Report No. HCTR1308FR42-1	Date of Issue: September 06, 2013	EUT Type: GSM/WCDMA/LTE Phone with Bluetooth, WLAN(2.4GHz & 5GHz) and NFC	FCC ID: ZNFD821

### BandEdge (802.11ac-CH 155) 80 MHz BW



### BandEdge (802.11ac-CH 155) 80 MHz BW



FCC PT.15.247 TEST REPORT	FCC CERTIFICATION REPORT		<a href="http://www.hct.co.kr">www.hct.co.kr</a>
Test Report No. HCTR1308FR42-1	Date of Issue: September 06, 2013	EUT Type: GSM/WCDMA/LTE Phone with Bluetooth, WLAN(2.4GHz & 5GHz) and NFC	FCC ID: ZNF0821