

10. SETUP PHOTOS

RADIATED EMISSION BELOW 30 MHz

FACE ON

RADIATED EMISSIONS BELOW 30MHz (BACK)



RADIATED EMISSIONS BELOW 30MHz (FRONT)



RADIATED EMISSIONS BELOW 30MHz (FRONT)




RADIATED EMISSIONS BELOW 30MHz (BACK)





RADIATED EMISSION ABOVE 30 MHz

RADIATED EMISSIONS ABOVE 30 MHz (FRONT)



RADIATED EMISSIONS ABOVE 30 MHz (BACK)






AC MAINS LINE CONDUCTED EMISSION



LINE CONDUCTED EMISSION (BACK)



END OF REPORT