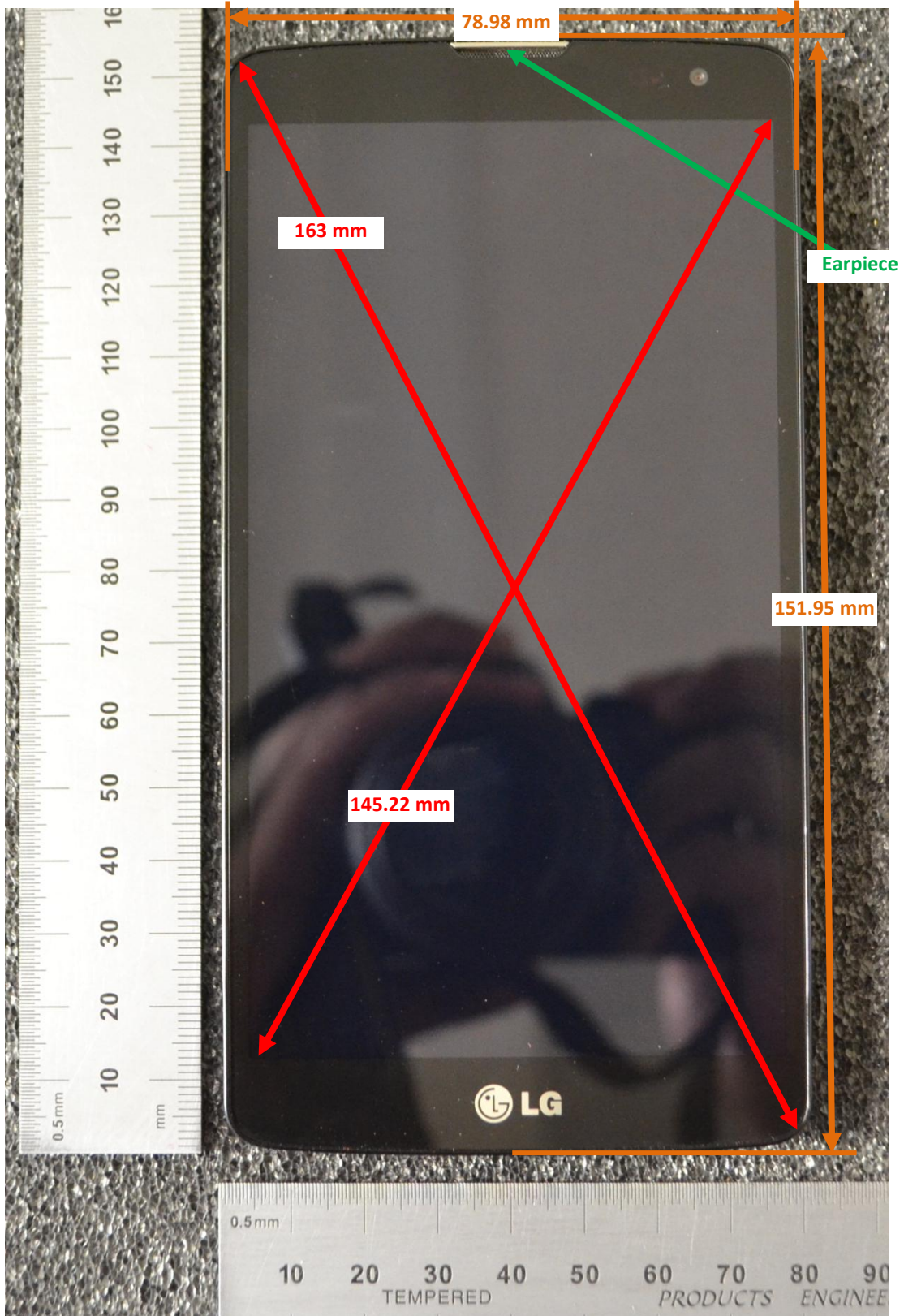


## DUT and SAR Set-up Photos

### Overall Dimensions



Front View of the DUT



Rear View of the DUT



## Setup Photos

Handset Vertical and Horizontal Reference Lines



## Head Exposure Conditions


Left Touch



Left Tilt (15°)



Right Touch




Right Tilt (15°)




## Body-worn Accessory & Hotspot mode Exposure Conditions

Rear




Front



## Hotspot Exposure Conditions


Edge 1



Edge 2



Edge 3



Edge 4





## Antenna Dimensions & Separation Distances

- ① Main Ant (TX & RX)  
-LTE Band 17
- ② Main Ant (TX & RX)  
-GSM850/1900  
-W-CDMA Band V/II  
-LTE Band 2/4/5
- ⑤ Wi-Fi / BT Ant (TX & RX)

