

## HAC-RF Emission

Communication System: UID 0, CW; Frequency: 835 MHz; Duty Cycle: 1:1

Phantom section: RF Section

DASY5 Configuration:

- Probe: ER3DV6 - SN2540; ConvF(1, 1, 1); Calibrated: 7/15/2013;
- Sensor-Surface: (Fix Surface)
- Electronics: DAE4 Sn1359; Calibrated: 2/17/2014
- Phantom: HAC Test Arch with AMCC; Type: SD HAC P01 BB
- Measurement SW: DASY52, Version 52.8 (7);SEMCAD X Version 14.6.10 (7164)

### Dipole E-Field measurement/835 MHz/Hearing Aid Compatibility Test at 15mm distance

**(41x361x1)**: Interpolated grid: dx=0.5000 mm, dy=0.5000 mm

Device Reference Point: 0, 0, -6.3 mm

Reference Value = 126.5 V/m; Power Drift = 0.06 dB

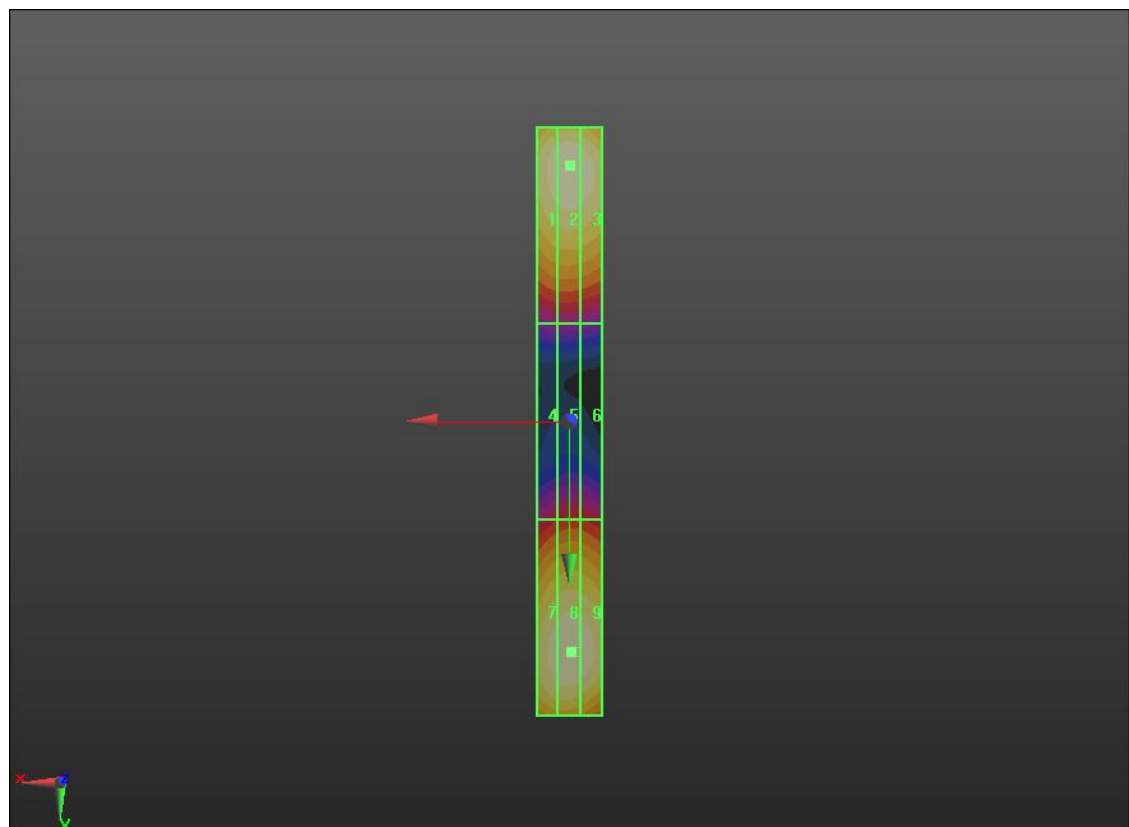
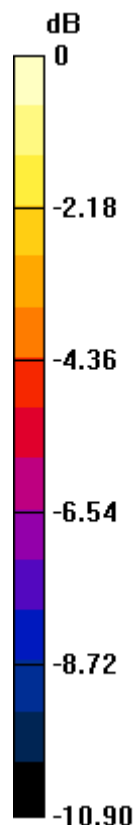
PMR not calibrated. PMF = 1.000 is applied.

E-field emissions = 114.4 V/m

Near-field category: **M4 (AWF 0 dB)**

PMF scaled E-field

Grid 1 <b>M4</b> <b>111.9 V/m</b>	Grid 2 <b>M4</b> <b>114.4 V/m</b>	Grid 3 <b>M4</b> <b>112.4 V/m</b>
Grid 4 <b>M4</b> <b>63.54 V/m</b>	Grid 5 <b>M4</b> <b>65.25 V/m</b>	Grid 6 <b>M4</b> <b>64.64 V/m</b>
Grid 7 <b>M4</b> <b>110.9 V/m</b>	Grid 8 <b>M4</b> <b>113.2 V/m</b>	Grid 9 <b>M4</b> <b>111.6 V/m</b>



0 dB = 114.4 V/m = 41.17 dBV/m

## HAC-RF Emission

Communication System: UID 0, CW; Frequency: 1880 MHz; Duty Cycle: 1:1

Phantom section: RF Section

DASY5 Configuration:

- Probe: ER3DV6 - SN2540; ConvF(1, 1, 1); Calibrated: 7/15/2013;

- Sensor-Surface: (Fix Surface)

- Electronics: DAE4 Sn1359; Calibrated: 2/17/2014

- Phantom: HAC Test Arch with AMCC; Type: SD HAC P01 BB

- Measurement SW: DASY52, Version 52.8 (7); SEMCAD X Version 14.6.10 (7164)

### Dipole E-Field measurement/1880 MHz/Hearing Aid Compatibility Test at 15mm distance (41x181x1): Interpolated grid: dx=0.5000 mm, dy=0.5000 mm

Device Reference Point: 0, 0, -6.3 mm

Reference Value = 137.0 V/m; Power Drift = 0.05 dB

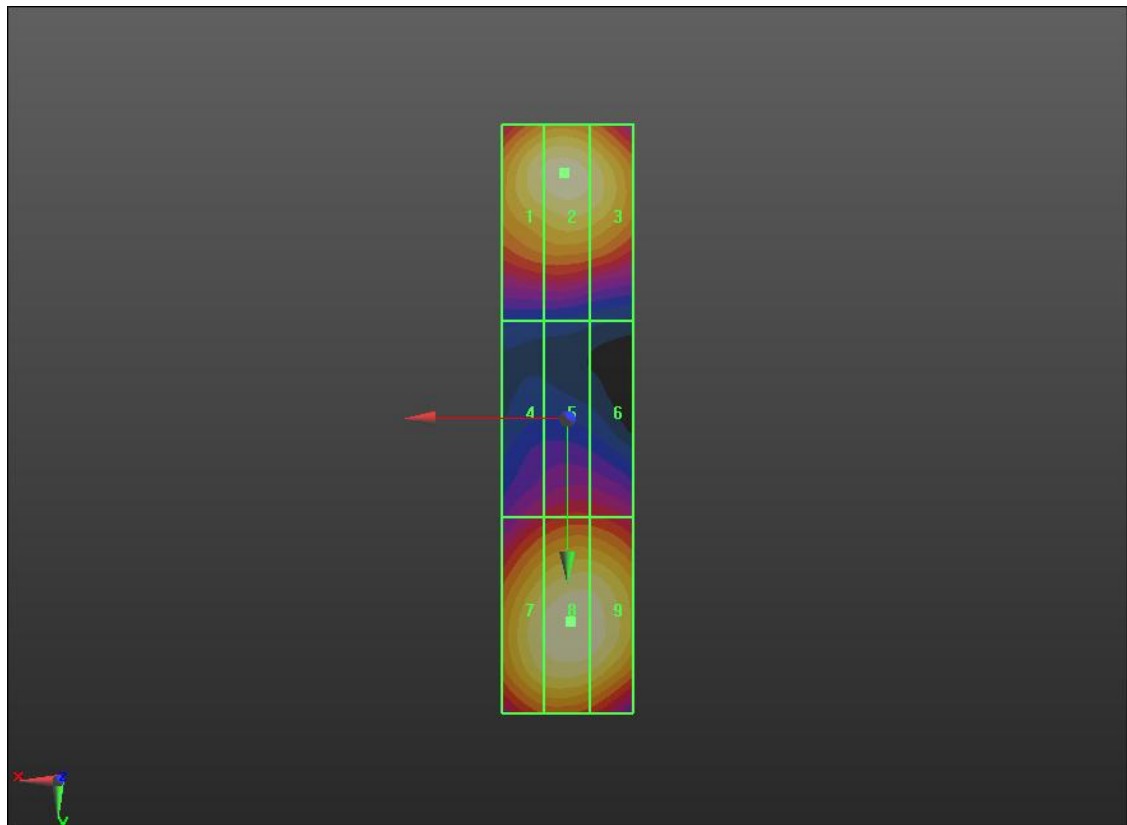
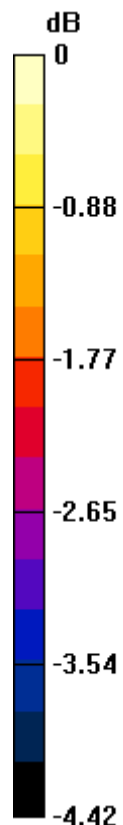
PMR not calibrated. PMF = 1.000 is applied.

E-field emissions = 88.68 V/m

Near-field category: **M3 (AWF 0 dB)**

PMF scaled E-field

Grid 1 <b>M3</b> <b>86.34 V/m</b>	Grid 2 <b>M3</b> <b>87.42 V/m</b>	Grid 3 <b>M3</b> <b>85.52 V/m</b>
Grid 4 <b>M3</b> <b>68.78 V/m</b>	Grid 5 <b>M3</b> <b>70.97 V/m</b>	Grid 6 <b>M3</b> <b>70.69 V/m</b>
Grid 7 <b>M3</b> <b>86.41 V/m</b>	Grid 8 <b>M3</b> <b>88.68 V/m</b>	Grid 9 <b>M3</b> <b>87.77 V/m</b>



0 dB = 88.68 V/m = 38.96 dBV/m