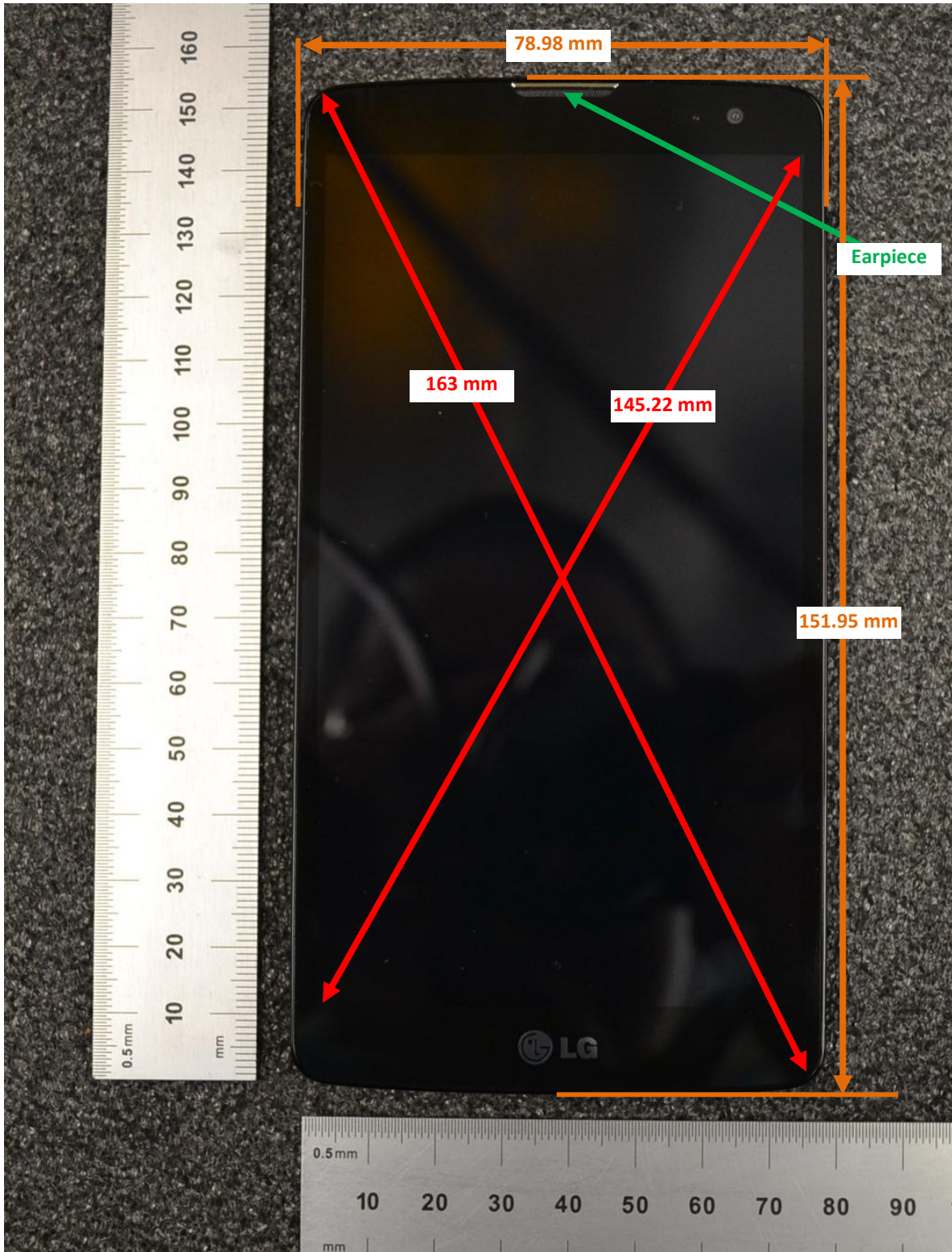


DUT and SAR Set-up Photos

Overall Dimensions



Front View of the DUT



Rear View of the DUT



Setup Photos

Handset Vertical and Horizontal Reference Lines


Vertical
Center Line

Horizontal
Line




Head Exposure Conditions


Left Touch




Left Tilt (15°)



Right Touch




Right Tilt (15°)




Body-worn Accessory & Hotspot mode Exposure Conditions

Rear




Front




Hotspot Exposure Conditions

Edge 1




Edge 2



Edge 3



Edge 4



Antenna Dimensions & Separation Distances

- ① Main Ant (TX & RX)
-LTE Band 17
- ② Main Ant (TX & RX)
-GSM850/1900
-W-CDMA Band V/II
-LTE Band 2/4/5
- ⑤ Wi-Fi / BT Ant (TX & RX)

