

# HCT CO., LTD.

## CERTIFICATE OF COMPLIANCE FCC Certification

<b>Applicant Name:</b> LG Electronics MobileComm U.S.A., Inc.	<b>Date of Issue:</b> August 01, 2013
<b>Address:</b> 1000 Sylvan Avenue, Englewood Cliffs NJ 07632	<b>Test Site/Location:</b> HCT CO., LTD., 105-1, Jangam-ri, Majang-Myeon, Icheon-si, Kyunggi-Do, Korea
	<b>Report No.:</b> HCTR1308FR01
	<b>HCT FRN:</b> 0005866421

**FCC ID : ZNFD605**


**APPLICANT : LG Electronics MobileComm U.S.A., Inc.**

<b>FCC Model(s):</b>	LG-D605
<b>EUT Type:</b>	Cellular/PCS GSM/GPRS/EDGE/WCDMA/HSDPA/HSUPA Phone with Bluetooth, WLAN and NFC(Felica)
<b>Max. RF Output Power:</b>	8.77 dBm (7.53 mW)
<b>Frequency Range:</b>	2402 MHz - 2480 MHz (Bluetooth)
<b>Modulation type</b>	GFSK(Normal), $\pi/4$ DQPSK and 8DPSK(EDR)
<b>FCC Classification:</b>	FCC Part 15 Spread Spectrum Transmitter
<b>FCC Rule Part(s):</b>	Part 15 subpart C 15.247

**Engineering Statement:**

The measurements shown in this report were made in accordance with the procedures indicated, and the emissions from this equipment were found to be within the limits applicable. I assume full responsibility for the accuracy and completeness of these measurements, and for the qualifications of all persons taking them.

**HCT CO., LTD.** Certifies that no party to this application has subject to a denial of Federal benefits that includes FCC benefits pursuant to section 5301 of the Anti-Drug Abuse Act of 1998,21 U.S. C.853(a)



**Report prepared by**  
**: Kwang Il Yoon**  
**Test Engineer of RF Team**



**Approved by**  
**: Chang Seok Choi**  
**Manager of RF Team**

This report only responds to the tested sample and may not be reproduced, except in full, without written approval of the HCT Co., Ltd.

<b>FCC PT.15.247 TEST REPORT</b>	<b>FCC CERTIFICATION REPORT</b>		<a href="http://www.hct.co.kr">www.hct.co.kr</a>
Test Report No. HCTR1308FR01	Date of Issue: August 01, 2013	EUT Type: Cellular/PCS GSM/GPRS/EDGE/WCDMA/HSDPA/HSUPA Phone with Bluetooth, WLAN and NFC(Felica)	FCC ID: ZNFD605



# Version

TEST REPORT NO.	DATE	DESCRIPTION
HCTR1308FR01	August 01, 2013	- First Approval Report

# Table of Contents

1.	GENERAL INFORMATION .....	4
2.	EUT DESCRIPTION .....	4
3.	TEST METHODOLOGY .....	5
3.1	EUT CONFIGURATION .....	5
3.2	EUT EXERCISE .....	5
3.3	GENERAL TEST PROCEDURES .....	5
3.4	DESCRIPTION OF TEST MODES .....	6
4.	INSTRUMENT CALIBRATION .....	6
5.	FACILITIES AND ACCREDITATIONS .....	6
5.1	FACILITIES .....	6
5.2	EQUIPMENT .....	6
6.	ANTENNA REQUIREMENTS.....	6
7.	SUMMARY OF TEST RESULTS.....	7
8.	FCC PART 15.247 REQUIREMENTS .....	8
8.1	PEAK POWER .....	8
8.2	BAND EDGES.....	15
8.3	FREQUENCY SEPARATION / OCCUPIED BANDWIDTH (99% BW) .....	23
8.4	NUMBER OF HOPPING FREQUENCY .....	32
8.5	TIME OF OCCUPANCY (DWELL TIME).....	36
8.6	SPURIOUS EMISSIONS.....	43
8.6.1	CONDUCTED SPURIOUS EMISSIONS .....	43
8.6.2	RADIATED SPURIOUS EMISSIONS .....	59
8.6.3	RADIATED RESTRICTED BAND EDGES .....	70
8.7	POWERLINE CONDUCTED EMISSIONS.....	74
9.	LIST OF TEST EQUIPMENT.....	79



## 1. GENERAL INFORMATION

**Applicant:** LG Electronics MobileComm U.S.A., Inc.  
**Address:** 1000 Sylvan Avenue, Englewood Cliffs NJ 07632  
**FCC ID:** ZNFD605  
**EUT Type:** Cellular/PCS GSM/GPRS/EDGE/WCDMA/HSDPA/HSUPA Phone with Bluetooth, WLAN and NFC(Felica)  
**Model name(s):** LG-D605  
**Date(s) of Tests:** June 27, 2013 ~ July 15, 2013  
**Place of Tests:** HCT Co., Ltd.  
 105-1, Jangam-ri , Majang-Myeon, Icheon-si, Kyunggi-Do, 467-811, KOREA.  
 (IC Recognition No. : 5944A-3)

## 2. EUT DESCRIPTION

<b>EUT Type</b>	Cellular/PCS GSM/GPRS/EDGE/WCDMA/HSDPA/HSUPA Phone with Bluetooth, WLAN and NFC(Felica)
<b>FCC Model Name</b>	LG-D605
<b>Power Supply</b>	DC 3.8 V
<b>Battery type</b>	Li-ion Battery(Standard)
<b>Frequency Range</b>	2402 MHz - 2480 MHz (Bluetooth)
<b>Transmit Power</b>	8.77 dBm (7.53 mW)
<b>BT Operating Mode</b>	Normal, EDR, AFH
<b>Modulation Type</b>	GFSK(Normal), $\pi/4$ DQPSK and 8DPSK(EDR)
<b>Modulation Technique</b>	FHSS
<b>Number of Channels</b>	79Channels, Minimum 20 Channels(AFH)
<b>Antenna Specification</b>	Manufacturer: KOMATECH Co., Ltd Antenna type: PIFA Antenna Peak Gain : -0.49 dBi

### 15.247 Requirements for Bluetooth transmitter

- This Bluetooth module has been tested by a Bluetooth Qualification Lab, and we confirm the following:
  - 1) This system is hopping pseudo-randomly.
  - 2) Each frequency is used equally on the average by each transmitter.
  - 3) The receiver input bandwidths that match the hopping channel bandwidths of their corresponding transmitters
  - 4) The receiver shifts frequencies in synchronization with the transmitted signals.
- 15.247(g): The system, consisting of both the transmitter and the receiver, must be designed to comply with all of the regulations in this Section 15.247 should the transmitter be presented with a continuous data (or information) stream.
- 15.247(h): The coordination of frequency hopping systems in any other manner for the express purpose of avoiding the simultaneous occupancy of individual hopping frequencies by multiple transmitters is not permitted.

<b>FCC PT.15.247 TEST REPORT</b>	<b>FCC CERTIFICATION REPORT</b>		<a href="http://www.hct.co.kr">www.hct.co.kr</a>
Test Report No. HCTR1308FR01	<b>Date of Issue:</b> August 01, 2013	<b>EUT Type:</b> Cellular/PCS GSM/GPRS/EDGE/WCDMA/HSDPA/HSUPA Phone with Bluetooth, WLAN and NFC(Felica)	<b>FCC ID:</b> ZNFD605



### 3. TEST METHODOLOGY

The measurement procedure described in the American National Standard for Testing Unlicensed Wireless Devices(ANSI C63.4-2003) and FCC Public Notice DA 00-705 dated March 30, 2000 entitled “Filing and Measurement Guidelines for Frequency Hopping Spread Spectrum Systems” were used in the measurement of the **LG Electronics MobileComm U.S.A., Inc. Cellular/PCS GSM/GPRS/EDGE/WCDMA/HSDPA/HSUPA Phone with Bluetooth, WLAN and NFC(Felica) FCC ID: ZNFD605**

#### 3.1 EUT CONFIGURATION

The EUT configuration for testing is installed on RF field strength measurement to meet the Commissions requirement and operating in a manner that intends to maximize its emission characteristics in a continuous normal application.

#### 3.2 EUT EXERCISE

The EUT was operated in the engineering mode to fix the Tx frequency that was for the purpose of the measurements. According to its specifications, the EUT must comply with the requirements of the Section 15.207, 15.209 and 15.247 under the FCC Rules Part 15 Subpart C.

### 3.3 GENERAL TEST PROCEDURES

#### Conducted Emissions

The EUT is placed on the turntable, which is 0.8 m above ground plane. According to the requirements in Section 13.1.4.1 of ANSI C63.4. (Version :2003) Conducted emissions from the EUT measured in the frequency range between 0.15 MHz and 30MHz using CISPR Quasi-peak and average detector modes.

#### Radiated Emissions

The EUT is placed on a turn table, which is 0.8 m above ground plane. The turntable shall rotate 360 degrees to determine the position of maximum emission level. EUT is set 3 m away from the receiving antenna, which varied from 1 m to 4 m to find out the highest emission. And also, each emission was to be maximized by changing the polarization of receiving antenna both horizontal and vertical. In order to find out the max. emission, the relative positions of this hand-held transmitter (EUT) was rotated through three orthogonal axes according to the requirements in Section 13.1.4.1 of ANSI C63.4. (Version: 2003). To record the final measurements, the analyzer detector function was set to CISPR quasi-peak mode and the bandwidth of the spectrum analyzer was set to 120 kHz for frequencies below 1 GHz or 1 MHz for frequencies above 1 GHz. For average measurements above 1 GHz, the analyzer was set to peak detector with a reduced VBW setting(RBW = 1 MHz, VBW = 1/T Hz, where T = Pulse width).

<b>FCC PT.15.247 TEST REPORT</b>	<b>FCC CERTIFICATION REPORT</b>		<a href="http://www.hct.co.kr">www.hct.co.kr</a>
Test Report No. HCTR1308FR01	Date of Issue: August 01, 2013	EUT Type: Cellular/PCS GSM/GPRS/EDGE/WCDMA/HSDPA/HSUPA Phone with Bluetooth, WLAN and NFC(Felica)	FCC ID: ZNFD605



**Conducted Antenna Terminal**

See Section from 8.1 to 8.6.1.(DA 00-705)

**3.4 DESCRIPTION OF TEST MODES**

The EUT has been tested under operating condition. Test program used to control the EUT for staying in continuous transmitting and receiving mode is programmed.

Channel low, mid and high with highest data rate (worst case) is chosen for full testing.

**4. INSTRUMENT CALIBRATION**

The measuring equipment, which was utilized in performing the tests documented herein, has been calibrated in accordance with the manufacturer's recommendations for utilizing calibration equipments, which is traceable to recognized national standards.

**5. FACILITIES AND ACCREDITATIONS**

**5.1 FACILITIES**

The SAC(Semi-Anechoic Chamber) and conducted measurement facility used to collect the radiated data are located at the 105-1, Jangam-ri, Majang-Myeon, Icheon-si, Kyunggi-Do, 467-811, Korea. The site is constructed in conformance with the requirements of ANSI C63.4. (Version :2003) and CISPR Publication 22. Detailed description of test facility was submitted to the Commission and accepted dated June 21, 2011 (Registration Number: 90661)

**5.2 EQUIPMENT**

Radiated emissions are measured with one or more of the following types of Linearly polarized antennas: tuned dipole, bi-conical, log periodic, bi-log, and/or ridged waveguide, horn. Spectrum analyzers with pre-selectors and quasi-peak detectors are used to perform radiated measurements. Conducted emissions are measured with Line Impedance Stabilization Networks and EMI Test Receivers. Calibrated wideband preamplifiers, coaxial cables, and coaxial attenuators are also used for making measurements.

All receiving equipment conforms to CISPR Publication 16-1, "Radio Interference Measuring Apparatus and Measurement Methods."

**6. ANTENNA REQUIREMENTS**

**According to FCC 47 CFR §15.203:**

"An intentional radiator antenna shall be designed to ensure that no antenna other than that furnished by the responsible party can be used with the device. The use of a permanently attached antenna or of an antenna that uses a unique coupling to the intentional radiator shall be considered sufficient to comply with the provisions of this section."

\* The antennas of this E.U.T are permanently attached.

\*The E.U.T Complies with the requirement of §15.203

<b>FCC PT.15.247 TEST REPORT</b>		<b>FCC CERTIFICATION REPORT</b>		<a href="http://www.hct.co.kr">www.hct.co.kr</a>
Test Report No. HCTR1308FR01	Date of Issue: August 01, 2013	EUT Type: Cellular/PCS WLAN and NFC(Felica)	GSM/GPRS/EDGE/WCDMA/HSDPA/HSUPA Phone with Bluetooth,	FCC ID: ZNFD605

## 7. SUMMARY OF TEST RESULTS

Test Description	FCC Part Section(s)	Test Limit	Test Condition	Test Result
20 dB Bandwidth	§15.247(a)(1)(ii) or (iii)	NA	CONDUCTED	PASS
Occupied Bandwidth	NA	NA		NA
Conducted Maximum Peak Output Power	§15.247(b)(1)	< 1 Watts		PASS
Carrier Frequency Separation	§15.247(a)(1)	>25 kHz or >2/3 of the 20dB BW		PASS
Number of Hopping Frequencies	§15.247(a)(1)(iii)	>15		PASS
Time of Occupancy	§15.247(a)(1)(iii)	<400 ms		PASS
Conducted Spurious Emissions	§15.247(d)	< 20 dB for all out-of band emissions		PASS
Band Edge(Out of Band Emissions)	§15.247(d)	< 20 dB for all out-of band emissions		PASS
AC Power line Conducted Emissions	§15.207(a)	cf. Section 8.7		PASS
Radiated Spurious Emissions	§15.247(d), 15.205, 15.209	cf. Section 8.6.2	RADIATED	PASS
Radiated Restricted Band Edge	§15.247(d), 15.205, 15.209	cf. Section 8.6.3		PASS

## 8. FCC PART 15.247 REQUIREMENTS

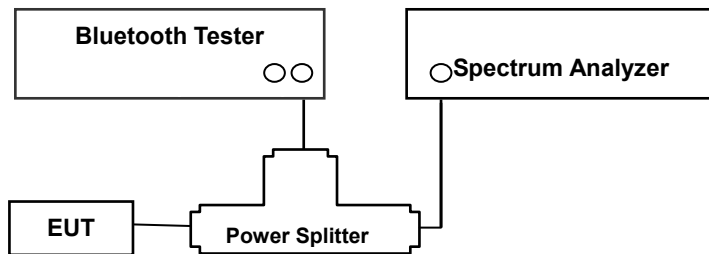
### 8.1 PEAK POWER

#### LIMIT

The maximum peak output power of the intentional radiator shall not exceed the following:

1. For frequency hopping systems operating in the 2400–2483.5 MHz band employing at least 75 non-overlapping hopping channels, and all frequency hopping systems in the 5725–5850 MHz band: 1 watt.
2. The conducted output power limit specified in paragraph (b) of this section is based on the use of antennas with directional gains that do not exceed 6 dBi.

#### Test Configuration



#### TEST PROCEDURE

The transmitter output is connected to the Spectrum Analyzer. The Spectrum Analyzer is set to the peak detector mode. This test is performed with hopping off.

The Spectrum Analyzer is set to ( DA 00-705 )

Span = approximately 5 times the 20 dB bandwidth, centered on a hopping channel

RBW > the 20 dB bandwidth of the emission being measured

VBW ≥ RBW

Sweep = Auto

Detector = Peak

Trace = Max hold

#### SAMPLE CALCULATION

$$\begin{aligned} \text{Output Power} &= \text{Spectrum Reading Power} + \text{Power Splitter loss} + \text{Cable loss}(2 \text{ ea}) \\ &= 10 \text{ dBm} + 6 \text{ dB} + 1.5 \text{ dB} = 17.5 \text{ dBm} \end{aligned}$$

Note :

1. Spectrum reading values are not plot data. The power results in plot is already including the actual values of loss for the splitter and cable combination.
2. Spectrum offset = Power Splitter loss + Cable loss
3. We apply to the offset in the 2.4 GHz range that was rounded off to the closest tenth dB. Actual value of

FCC PT.15.247 TEST REPORT		FCC CERTIFICATION REPORT		<a href="http://www.hct.co.kr">www.hct.co.kr</a>
Test Report No. HCTR1308FR01	Date of Issue: August 01, 2013	EUT Type: Cellular/PCS GSM/GPRS/EDGE/WCDMA/HSDPA/HSUPA Phone with Bluetooth, WLAN and NFC(Felica)		FCC ID: ZNF0605





loss for the splitter and cable combination is 7.18 dB at 2402 MHz and is 7.23 dB at 2480 MHz.

So, 7.2 dB is offset. And the offset gap in the 2.4 GHz range do not affect the conducted peak power final result

### TEST RESULTS

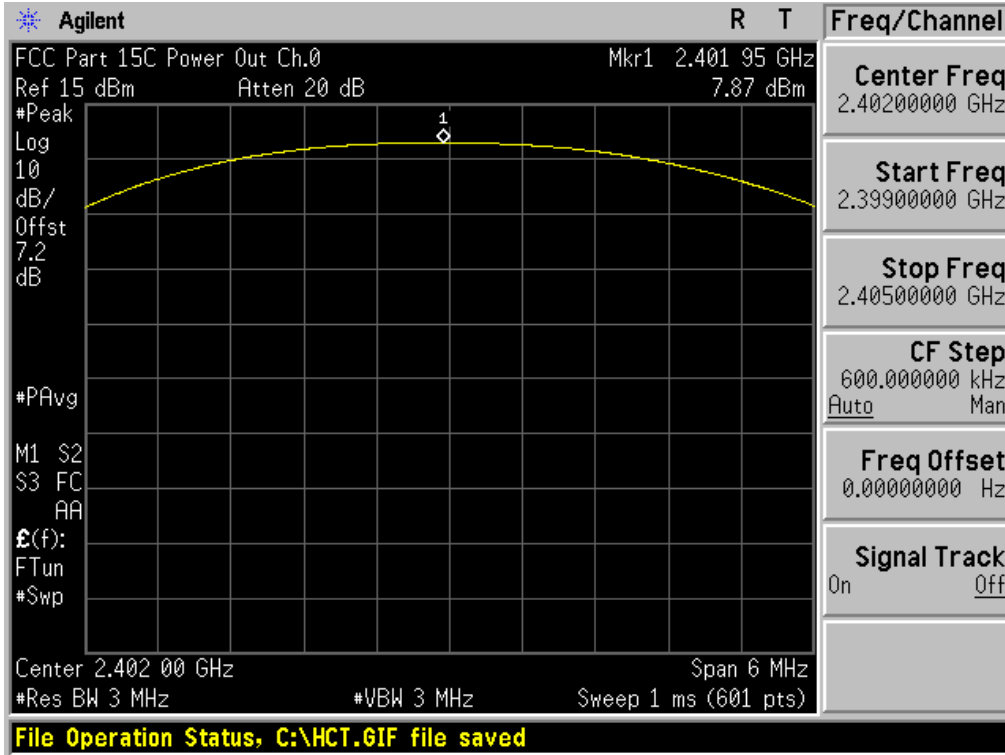
No non-compliance noted

#### Test Data

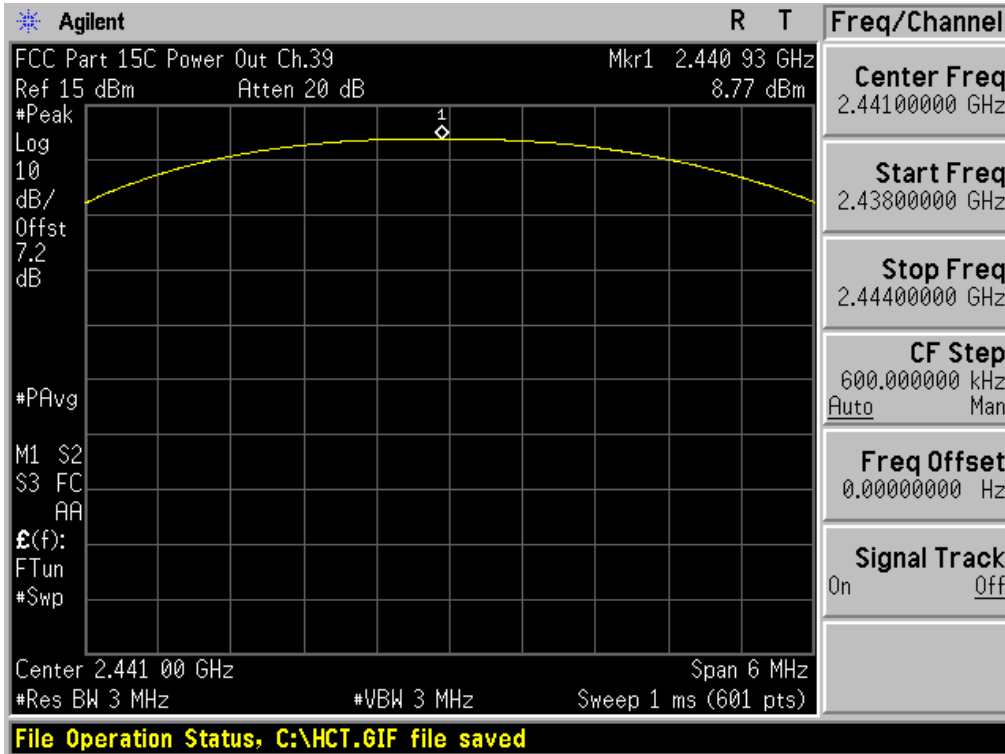
Channel	Frequency (MHz)	Output Power (GFSK)		Output Power (8DPSK)		Output Power ( $\pi/4$ DQPSK)		Limit (W)	Result
		(dBm)	(mW)	(dBm)	(mW)	(dBm)	(mW)		
Low	2402	7.87	6.12	7.40	5.50	6.86	4.85	1	PASS
Mid	2441	8.77	7.53	7.93	6.21	7.41	5.51		PASS
High	2480	8.24	6.67	7.86	6.11	7.31	5.38		PASS



Test Plots (GFSK)  
Peak Power (Low-CH)



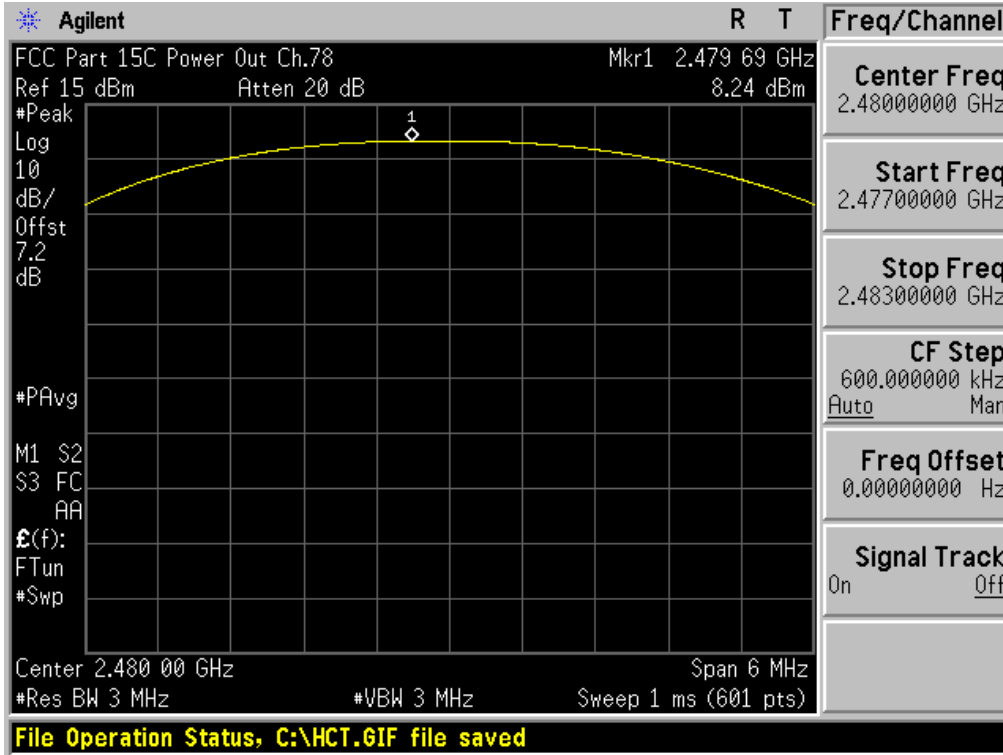
Test Plots (GFSK)  
Peak Power (Mid-CH)



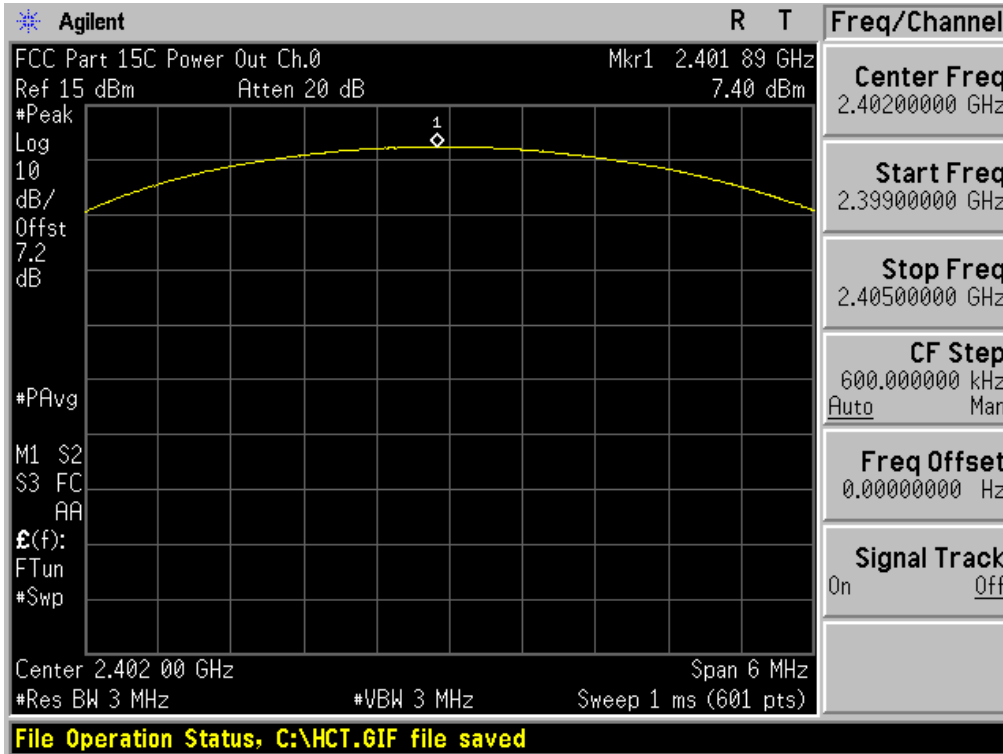
FCC PT.15.247 TEST REPORT		FCC CERTIFICATION REPORT		<a href="http://www.hct.co.kr">www.hct.co.kr</a>
Test Report No. HCTR1308FR01	Date of Issue: August 01, 2013	EUT Type:	Cellular/PCS GSM/GPRS/EDGE/WCDMA/HSDPA/HSUPA Phone with Bluetooth, WLAN and NFC(Felica)	FCC ID: ZNF0605



Test Plots (GFSK)  
Peak Power (High-CH)



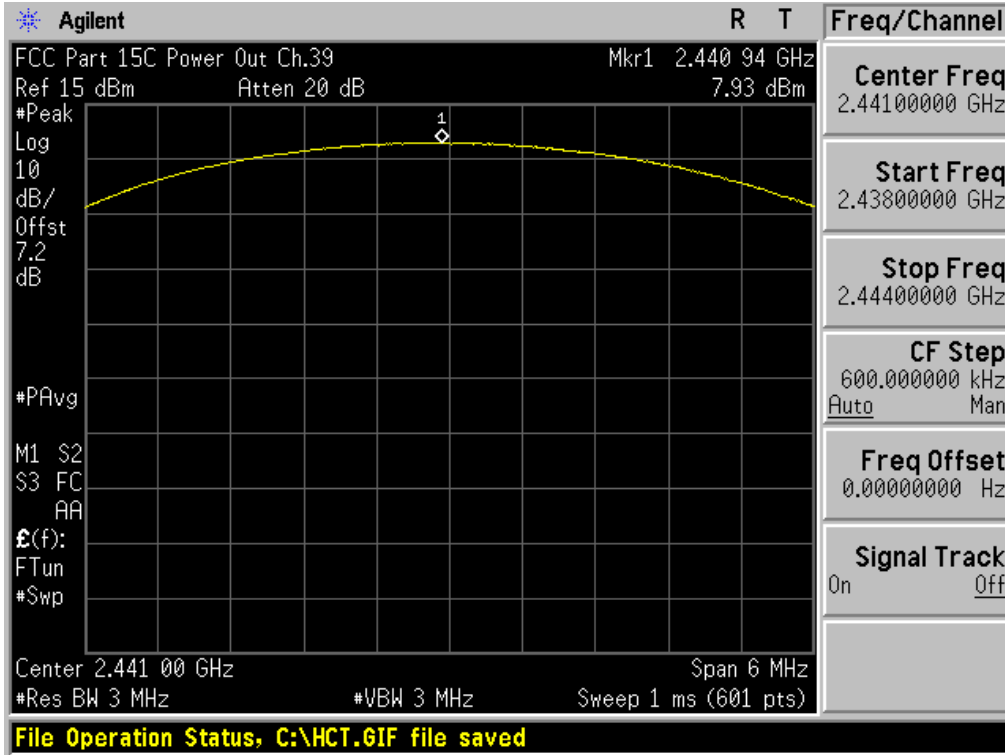
Test Plots (8DPSK)  
Peak Power (Low-CH)



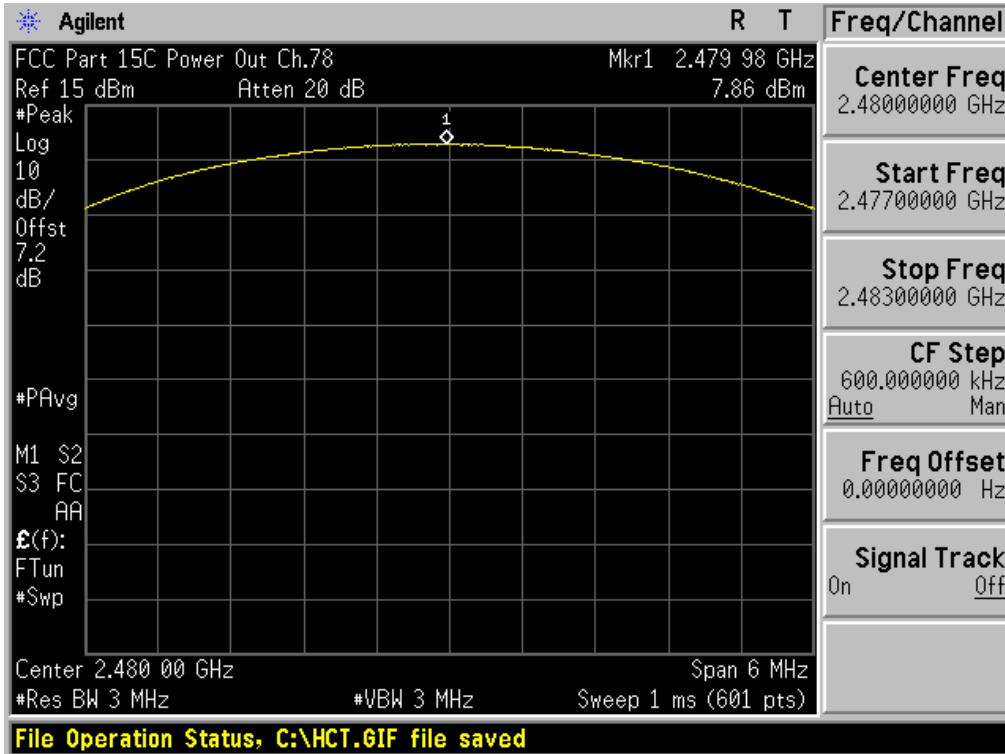
<b>FCC PT.15.247 TEST REPORT</b>	<b>FCC CERTIFICATION REPORT</b>		<a href="http://www.hct.co.kr">www.hct.co.kr</a>
Test Report No. HCTR1308FR01	Date of Issue: August 01, 2013	EUT Type: Cellular/PCS GSM/GPRS/EDGE/WCDMA/HSDPA/HSUPA Phone with Bluetooth, WLAN and NFC(Felica)	FCC ID: ZNFD605



Test Plots (8DPSK)  
Peak Power (Mid-CH)



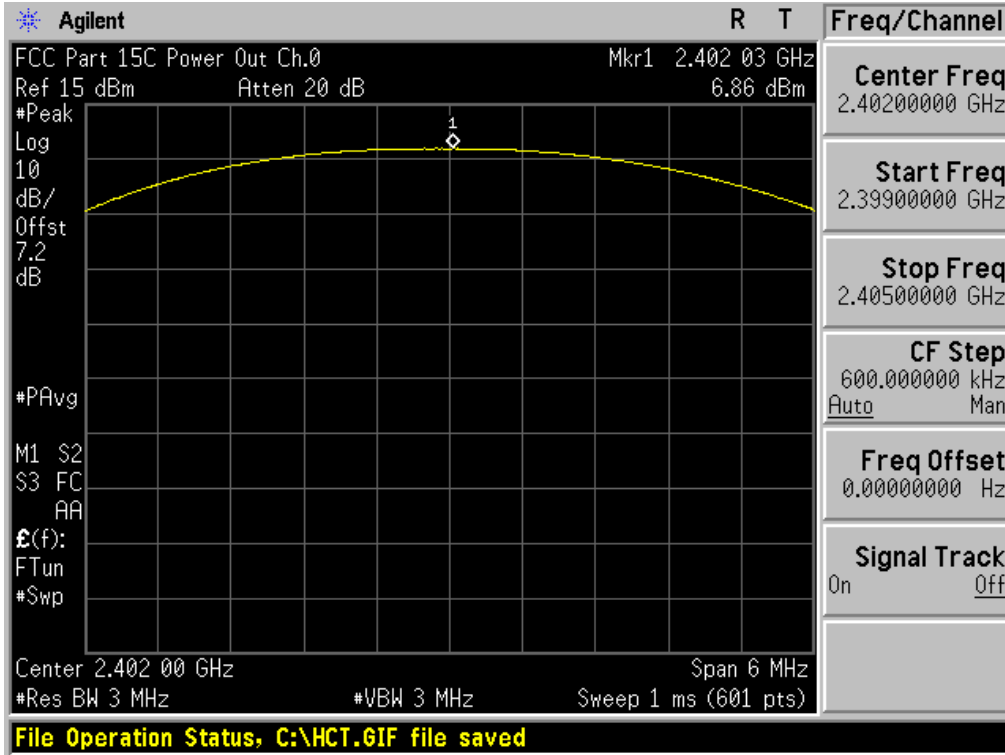
Test Plots (8DPSK)  
Peak Power (High-CH)



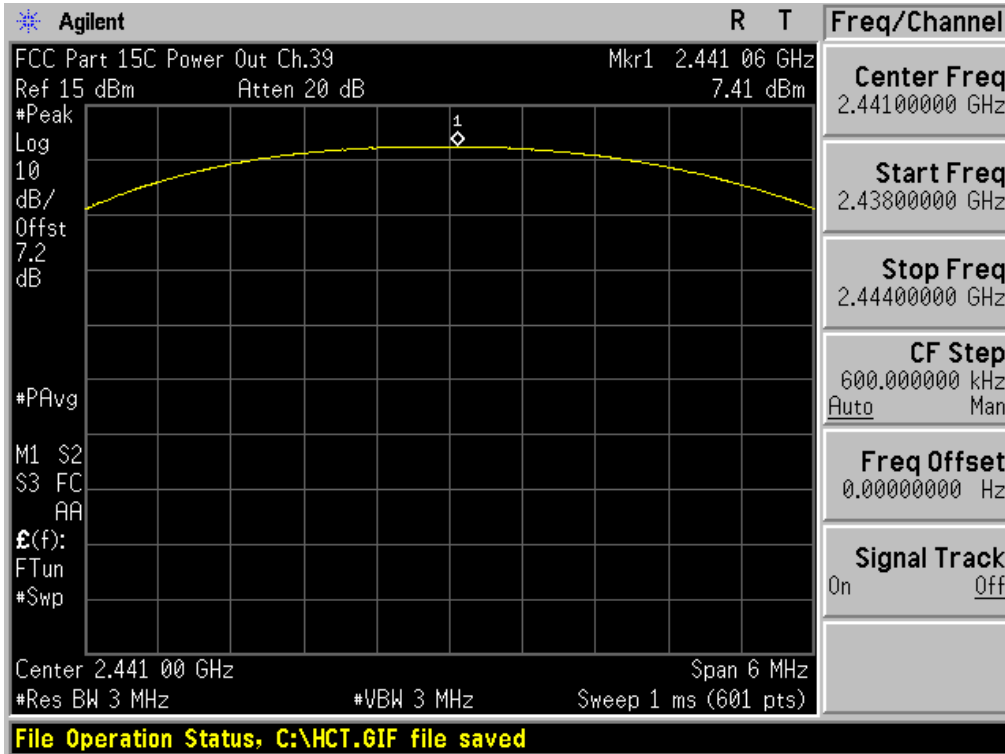
FCC PT.15.247 TEST REPORT		FCC CERTIFICATION REPORT		<a href="http://www.hct.co.kr">www.hct.co.kr</a>
Test Report No. HCTR1308FR01	Date of Issue: August 01, 2013	EUT Type:	Cellular/PCS GSM/GPRS/EDGE/WCDMA/HSDPA/HSUPA Phone with Bluetooth, WLAN and NFC(Felica)	FCC ID: ZNF0605



Test Plots ( $\pi/4$ DQPSK)  
Peak Power (Low-CH)



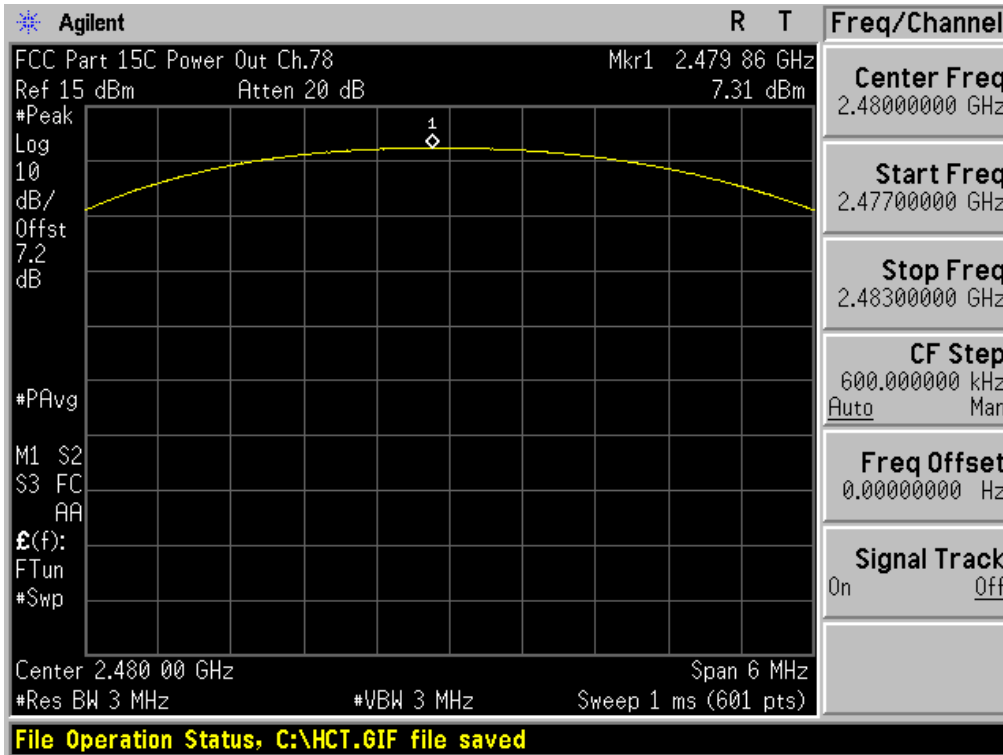
Test Plots ( $\pi/4$ DQPSK)  
Peak Power (Mid-CH)



FCC PT.15.247 TEST REPORT	FCC CERTIFICATION REPORT		<a href="http://www.hct.co.kr">www.hct.co.kr</a>
Test Report No. HCTR1308FR01	Date of Issue: August 01, 2013	EUT Type: Cellular/PCS GSM/GPRS/EDGE/WCDMA/HSDPA/HSUPA WLAN and NFC(Felica)	Phone with Bluetooth, FCC ID: ZNFD605



Test Plots ( $\pi/4$ DQPSK)  
Peak Power (High-CH)



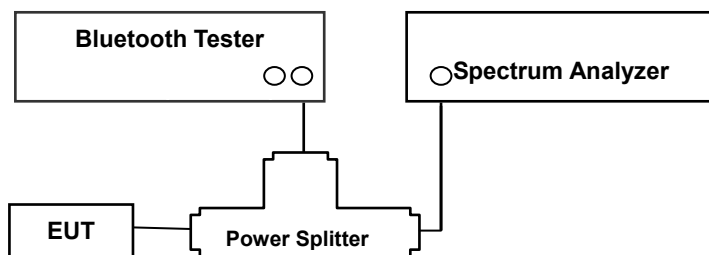
FCC PT.15.247 TEST REPORT	FCC CERTIFICATION REPORT		<a href="http://www.hct.co.kr">www.hct.co.kr</a>
Test Report No. HCTR1308FR01	Date of Issue: August 01, 2013	EUT Type: Cellular/PCS WLAN and NFC(Felica)	GSM/GPRS/EDGE/WCDMA/HSDPA/HSUPA Phone with Bluetooth, FCC ID: ZNFD605

## 8.2 BAND EDGES

### LIMIT

According to §15.247(d), in any 100 kHz bandwidth outside the frequency band in which the spread spectrum or digitally modulated intentional radiator is operating, the radio frequency power that is produced by the intentional radiator shall be at least 20 dB below that in the 100 kHz bandwidth within the band that contains the highest level of the desired power, based on either an RF conducted or a radiated measurement, provided the transmitter demonstrates compliance with the peak conducted power limits.

### Test Configuration



### TEST PROCEDURE

**This test is performed with hopping off and hopping on.**

The Spectrum Analyzer is set to ( DA 00-705 )

Span = wide enough to capture the peak level of the emission operating on the channel closest to the band edge, as well as any modulation products which fall outside of the authorized band of operation

RBW  $\geq$  1% of the span

VBW  $\geq$  RBW

Sweep = Auto

Detector = Peak

Trace = Max hold

### TEST RESULTS

See attached.

Note :

1. The results in plot is already including the actual values of loss for the splitter and cable combination.
2. Spectrum offset = Power Splitter loss + Cable loss
3. We apply to the offset in the 2.4 GHz range that was rounded off to the closest tenth dB. Actual value of loss for the splitter and cable combination is 7.18 dB at 2402 MHz and is 7.23 dB at 2480 MHz. So, 7.2 dB is offset. And the offset gap in the 2.4 GHz range do not affect the band edge measurement final result.

FCC PT.15.247 TEST REPORT		FCC CERTIFICATION REPORT		<a href="http://www.hct.co.kr">www.hct.co.kr</a>
Test Report No. HCTR1308FR01	Date of Issue: August 01, 2013	EUT Type: Cellular/PCS GSM/GPRS/EDGE/WCDMA/HSDPA/HSUPA Phone with Bluetooth, WLAN and NFC(Felica)		FCC ID: ZNFD605

**Test Data**

- Without hopping

Outside Frequency Band	GFSK	8DPSK	$\pi/4$ DQPSK	Limit (dBc)	Margin			Result
	(dB)	(dB)	(dB)		GFSK (dBc)	8DPSK (dBc)	$\pi/4$ DQPSK (dBc)	
Lower	62.08	60.59	60.77	20	42.08	40.59	40.77	PASS
Upper	67.22	65.94	65.32		47.22	45.94	45.32	PASS

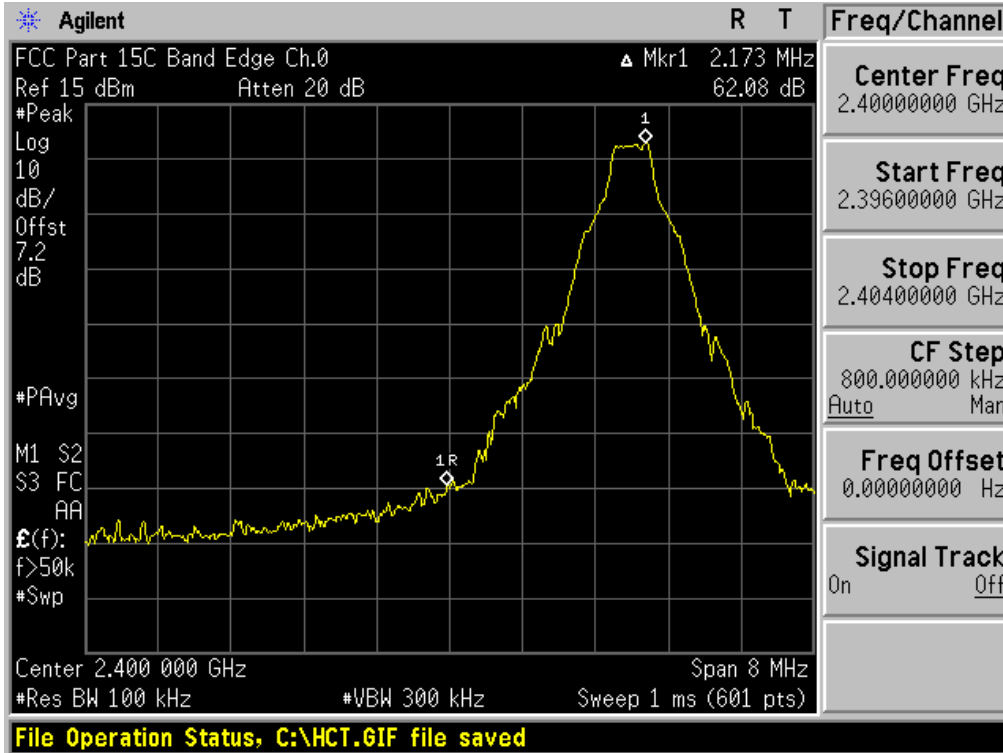
- With hopping

Outside Frequency Band	GFSK	8DPSK	$\pi/4$ DQPSK	Limit (dBc)	Margin			Result
	(dB)	(dB)	(dB)		GFSK (dBc)	8DPSK (dBc)	$\pi/4$ DQPSK (dBc)	
Lower	64.74	61.25	62.41	20	44.74	41.25	42.41	PASS
Upper	68.23	66.52	65.24		48.23	46.52	45.24	PASS

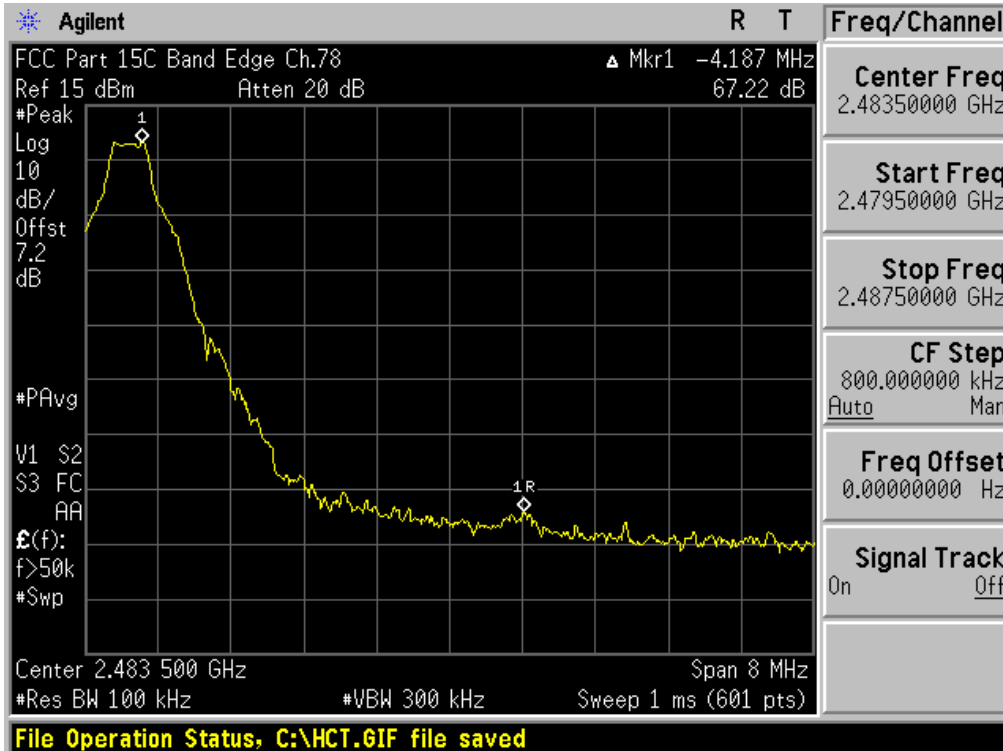




Test Plots without hopping (GFSK)  
Band Edges (Low-CH)



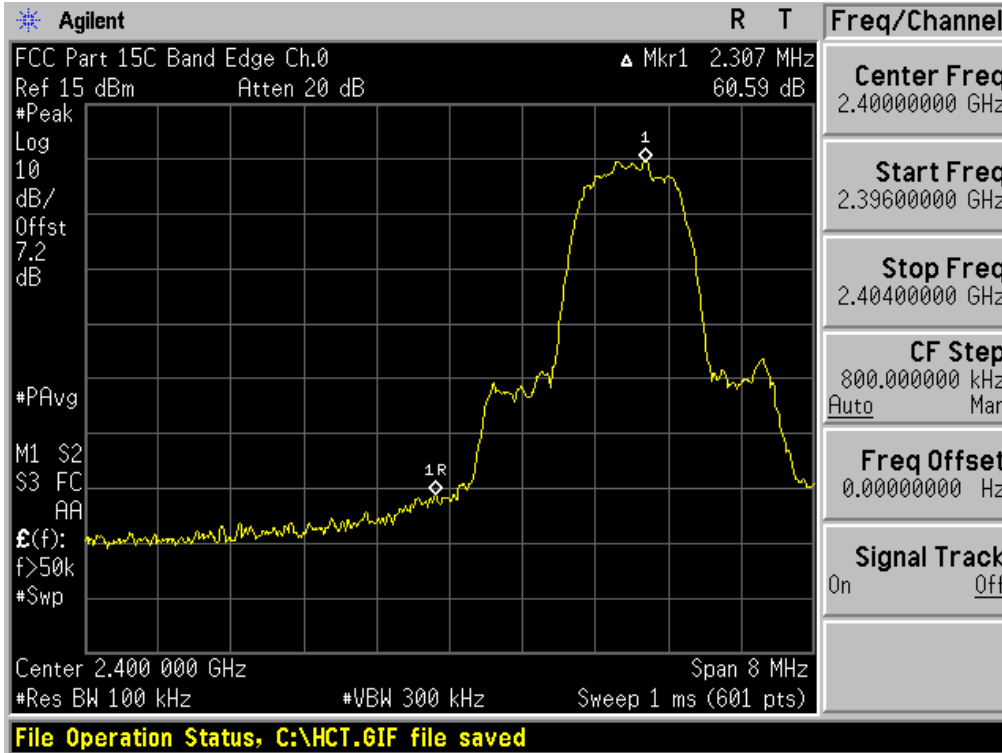
Test Plots without hopping (GFSK)  
Band Edges (High-CH)



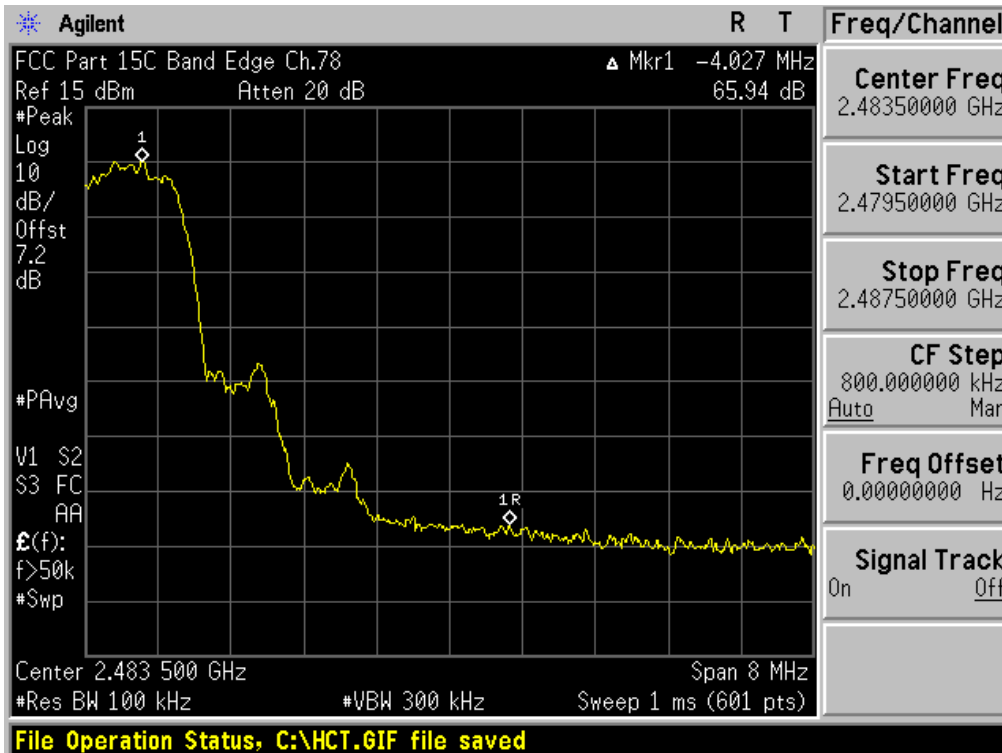
FCC PT.15.247 TEST REPORT	FCC CERTIFICATION REPORT		<a href="http://www.hct.co.kr">www.hct.co.kr</a>
Test Report No. HCTR1308FR01	Date of Issue: August 01, 2013	EUT Type: Cellular/PCS GSM/GPRS/EDGE/WCDMA/HSDPA/HSUPA Phone with Bluetooth, WLAN and NFC(Felica)	FCC ID: ZNF0605



Test Plots without hopping (8DPSK)  
Band Edges (Low-CH)



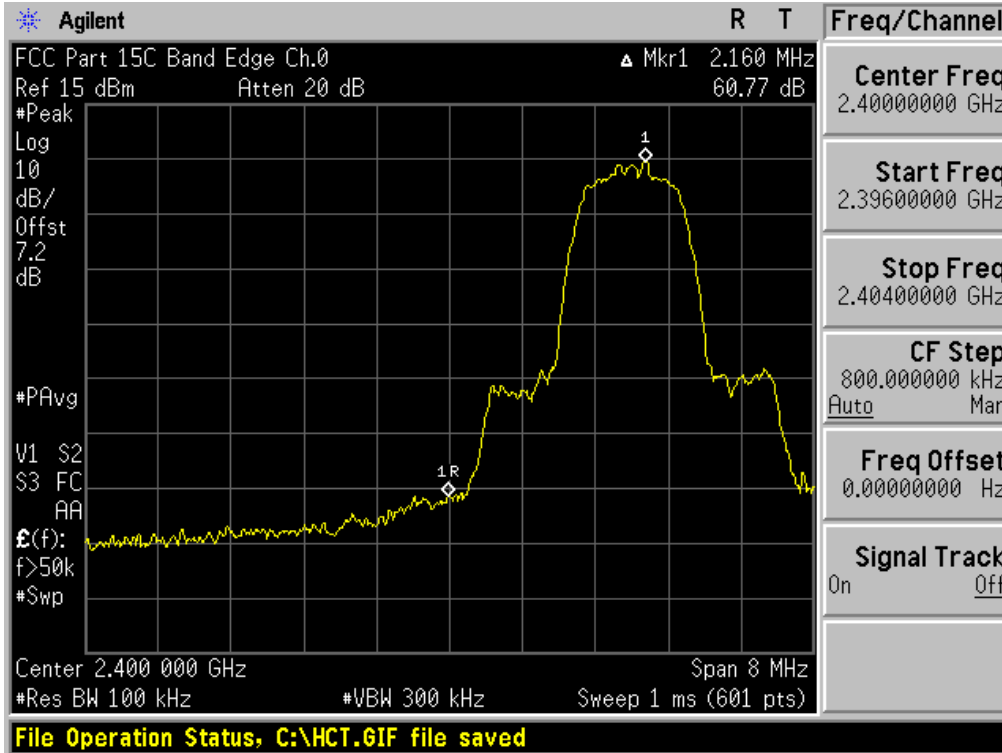
Test Plots without hopping (8DPSK)  
Band Edges (High-CH)



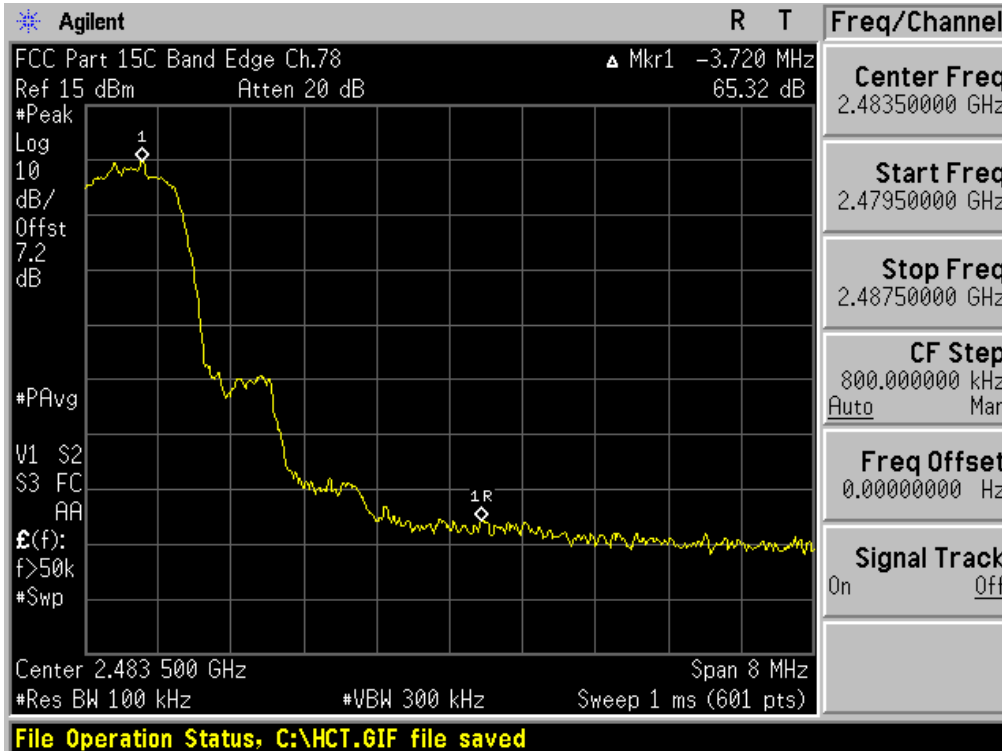
FCC PT.15.247 TEST REPORT	FCC CERTIFICATION REPORT		<a href="http://www.hct.co.kr">www.hct.co.kr</a>
Test Report No. HCTR1308FR01	Date of Issue: August 01, 2013	EUT Type: Cellular/PCS GSM/GPRS/EDGE/WCDMA/HSDPA/HSUPA Phone with Bluetooth, WLAN and NFC(Felica)	FCC ID: ZNF0605



Test Plots without hopping ( $\pi/4$ DQPSK)  
Band Edges (Low-CH)



Test Plots without hopping ( $\pi/4$ DQPSK)  
Band Edges (High-CH)



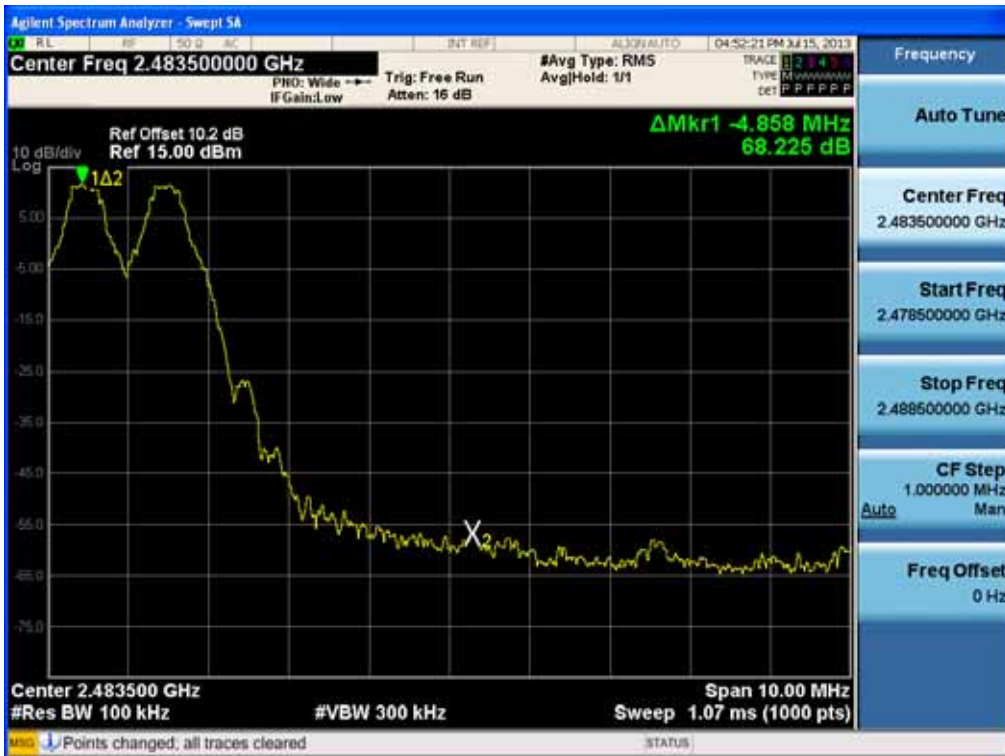
FCC PT.15.247 TEST REPORT	FCC CERTIFICATION REPORT		<a href="http://www.hct.co.kr">www.hct.co.kr</a>
Test Report No. HCTR1308FR01	Date of Issue: August 01, 2013	EUT Type: Cellular/PCS GSM/GPRS/EDGE/WCDMA/HSDPA/HSUPA Phone with Bluetooth, WLAN and NFC(Felica)	FCC ID: ZNFD605



Test Plots with hopping (GFSK)  
Band Edges (Low-CH)



Test Plots with hopping (GFSK)  
Band Edges (High-CH)



FCC PT.15.247 TEST REPORT	FCC CERTIFICATION REPORT		<a href="http://www.hct.co.kr">www.hct.co.kr</a>
Test Report No. HCTR1308FR01	Date of Issue: August 01, 2013	EUT Type: Cellular/PCS GSM/GPRS/EDGE/WCDMA/HSDPA/HSUPA Phone with Bluetooth, WLAN and NFC(Felica)	FCC ID: ZNF0605



Test Plots with hopping (8DPSK)  
Band Edges (Low-CH)



Test Plots with hopping (8DPSK)  
Band Edges (High-CH)



FCC PT.15.247 TEST REPORT		FCC CERTIFICATION REPORT		<a href="http://www.hct.co.kr">www.hct.co.kr</a>
Test Report No. HCTR1308FR01	Date of Issue: August 01, 2013	EUT Type: Cellular/PCS GSM/GPRS/EDGE/WCDMA/HSDPA/HSUPA Phone with Bluetooth, WLAN and NFC(Felica)		FCC ID: ZNF0605

Test Plots with hopping ( $\pi/4$ DQPSK)  
Band Edges (Low-CH)



Test Plots with hopping ( $\pi/4$ DQPSK)  
Band Edges (High-CH)



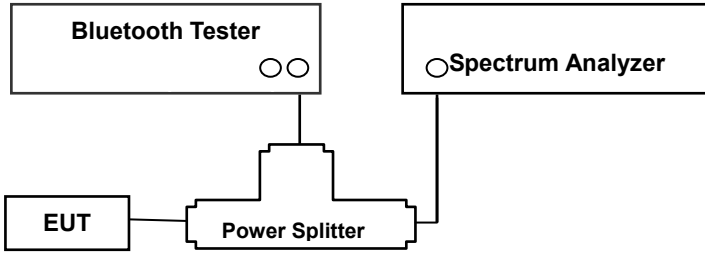
FCC PT.15.247 TEST REPORT	FCC CERTIFICATION REPORT		<a href="http://www.hct.co.kr">www.hct.co.kr</a>
Test Report No. HCTR1308FR01	Date of Issue: August 01, 2013	EUT Type: Cellular/PCS GSM/GPRS/EDGE/WCDMA/HSDPA/HSUPA Phone with Bluetooth, WLAN and NFC(Felica)	FCC ID: ZNF0605

### 8.3 FREQUENCY SEPARATION / OCCUPIED BANDWIDTH (99% BW)

#### LIMIT

According to §15.247(a)(1), Frequency hopping systems operating in the 2400–2483.5 MHz band may have hopping channel carrier frequencies that are separated by 25 kHz or two-thirds of the 20 dB bandwidth of the hopping channel, whichever is greater.

#### Test Configuration



#### TEST PROCEDURE

The Channel Separation test is performed with hopping on. And the 20 dB Bandwidth test is performed with hopping off.

The Spectrum Analyzer is set to ( DA 00-705 )

Span = wide enough to capture the peaks of two adjacent channels

RBW  $\geq$  1% of the span

VBW  $\geq$  RBW

Sweep = Auto

Detector = Peak

Trace = Max hold

The trace was allowed to stabilize. The marker-delta function was used to determine the separation between the peaks of the adjacent channels.

#### TEST RESULTS

No non-compliance noted

<b>FCC PT.15.247 TEST REPORT</b>		<b>FCC CERTIFICATION REPORT</b>		<a href="http://www.hct.co.kr">www.hct.co.kr</a>
Test Report No. HCTR1308FR01	Date of Issue: August 01, 2013	EUT Type: Cellular/PCS GSM/GPRS/EDGE/WCDMA/HSDPA/HSUPA Phone with Bluetooth, WLAN and NFC(Felica)		FCC ID: ZNFD605

**Test Data**

Channel Separation (kHz)			20dB Bandwidth (kHz)				Limit (kHz)	Result
GFSK	8DPSK	$\pi/4$ DQPSK	Channel	GFSK	8DPSK	4DQPSK		
995	1000	995	Low CH	935.0	1309.0	1345.0	>25 or >2/3 of the 20dB BW	Pass
			Middle CH	938.3	1311.0	1347.0		
			High CH	939.2	1310.0	1343.0		

**Occupied Bandwidth (99% BW )**

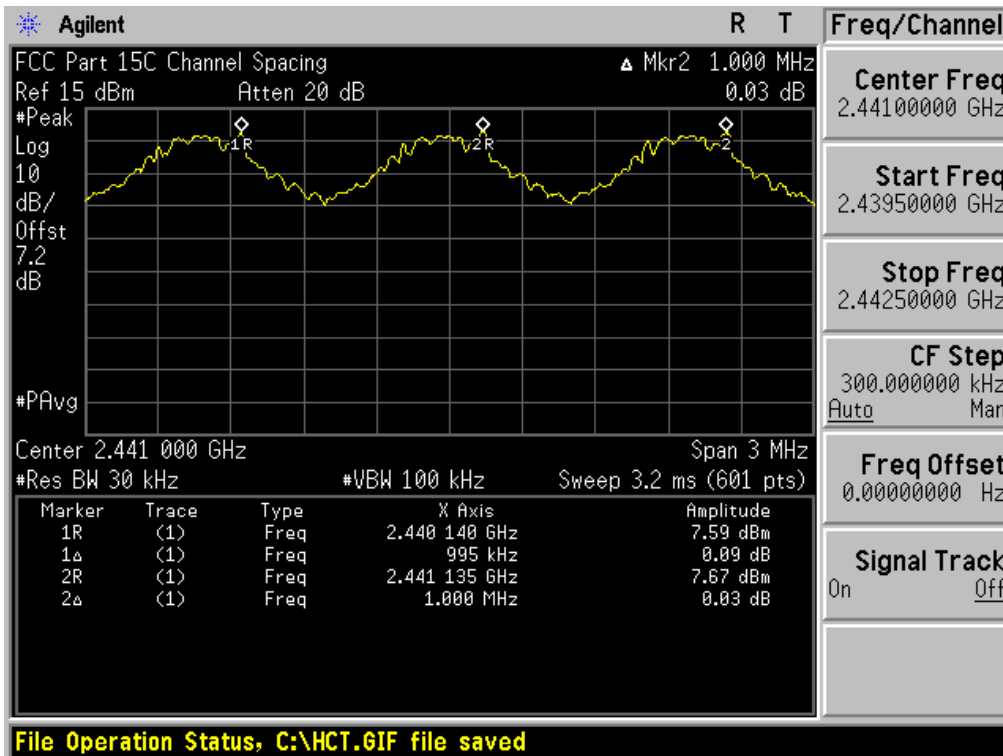
99% BW (kHz)			
Channel	GFSK	8DPSK	4DQPSK
Low CH	897.9	1201.8	1198.9
Middle CH	885.0	1201.9	1199.1
High CH	881.7	1201.5	1198.9

Note : We can not know what use channel in AFH mode. So, we can not test in AFH mode. Also, if the test performs some channel in AFH mode, the test result is not different with normal mode.

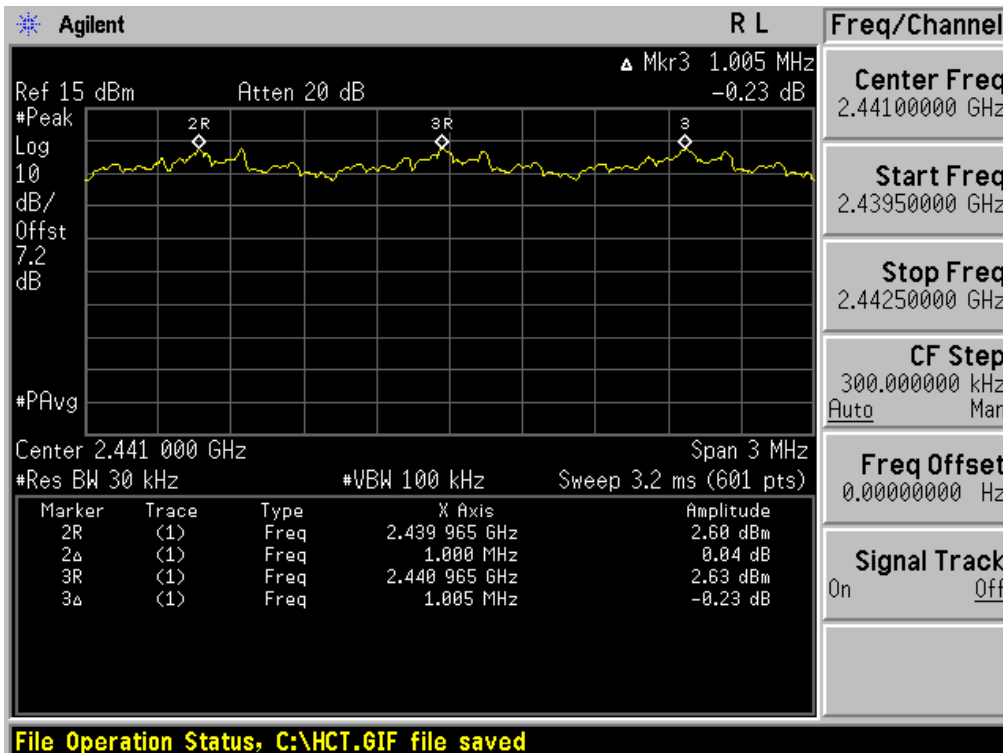




Test Plots (GFSK)  
Channel Separation



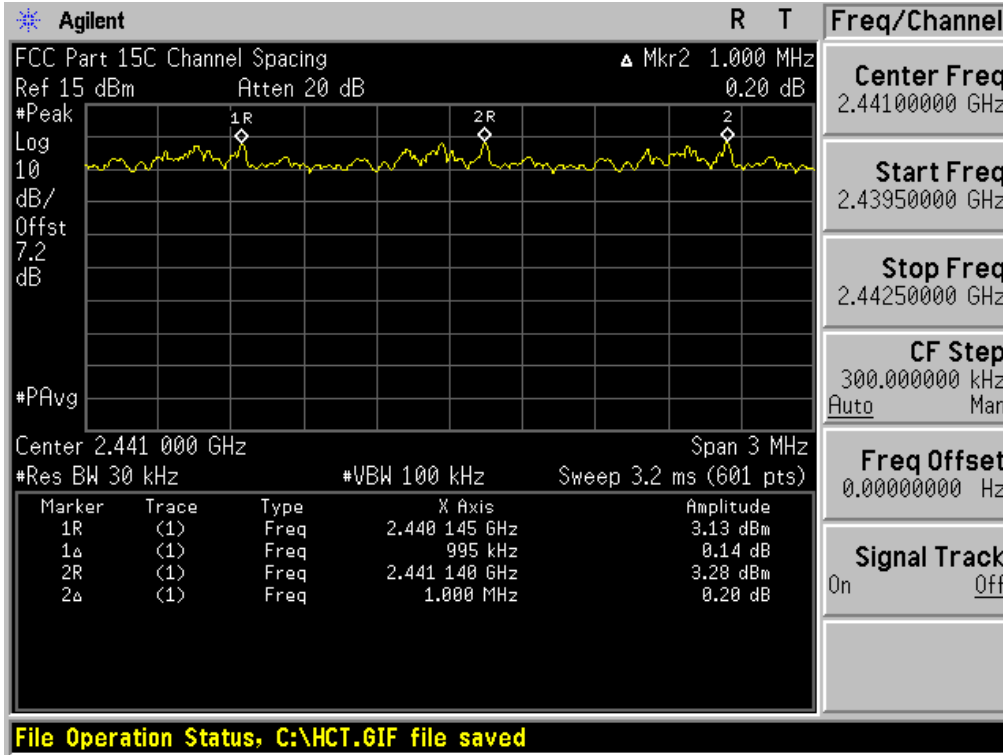
Test Plots (8DPSK)  
Channel Separation



FCC PT.15.247 TEST REPORT	FCC CERTIFICATION REPORT		<a href="http://www.hct.co.kr">www.hct.co.kr</a>
Test Report No. HCTR1308FR01	Date of Issue: August 01, 2013	EUT Type: Cellular/PCS GSM/GPRS/EDGE/WCDMA/HSDPA/HSUPA Phone with Bluetooth, WLAN and NFC(Felica)	FCC ID: ZNF0605



Test Plots ( $\pi/4$ DQPSK)  
Channel Separation

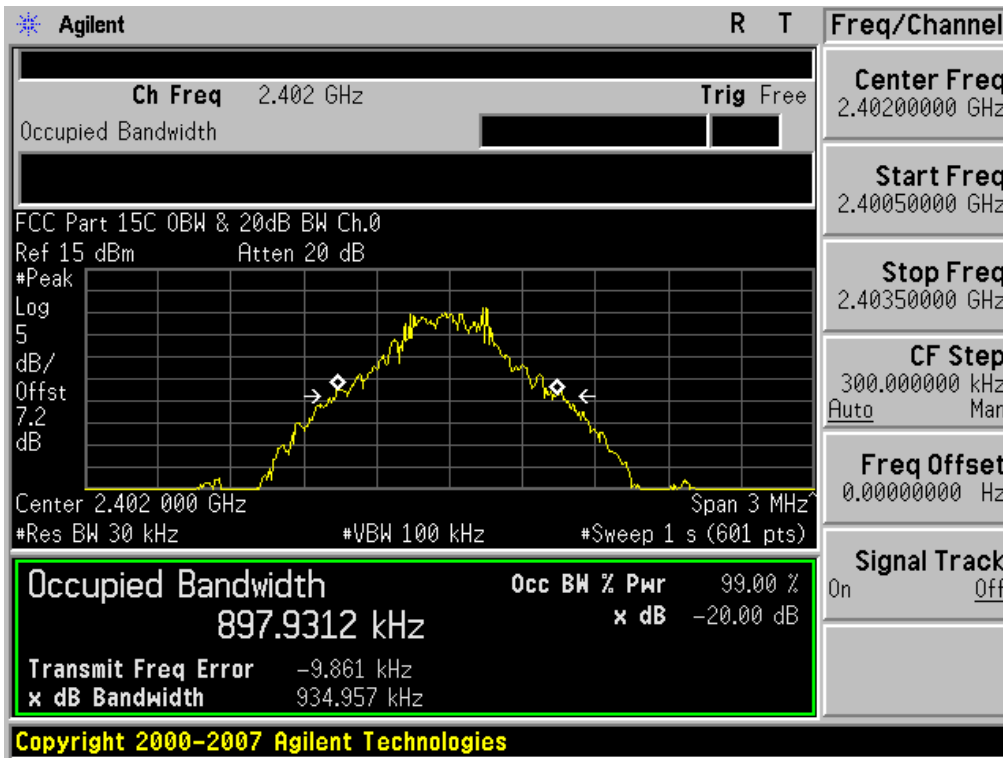


FCC PT.15.247 TEST REPORT		FCC CERTIFICATION REPORT		<a href="http://www.hct.co.kr">www.hct.co.kr</a>
Test Report No. HCTR1308FR01	Date of Issue: August 01, 2013	EUT Type: Cellular/PCS GSM/GPRS/EDGE/WCDMA/HSDPA/HSUPA Phone with Bluetooth, WLAN and NFC(Felica)		FCC ID: ZNFD605



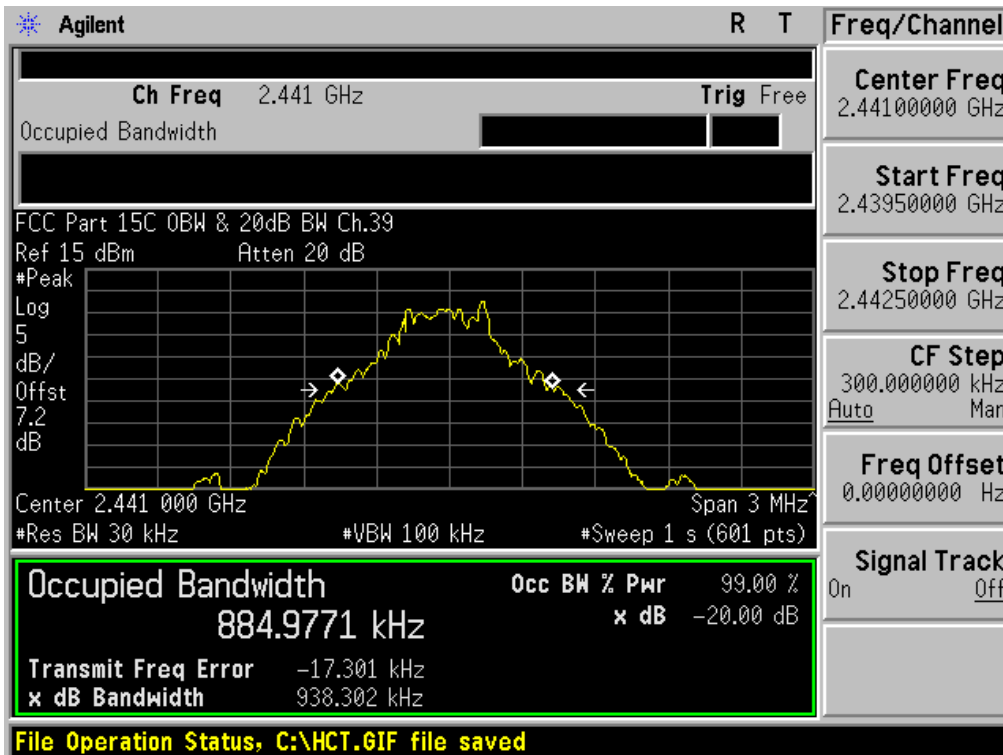
Test Plots (GFSK)

20 dB Bandwidth & Occupied Bandwidth (Low-CH)



Test Plots (GFSK)

20 dB Bandwidth & Occupied Bandwidth (Mid-CH)

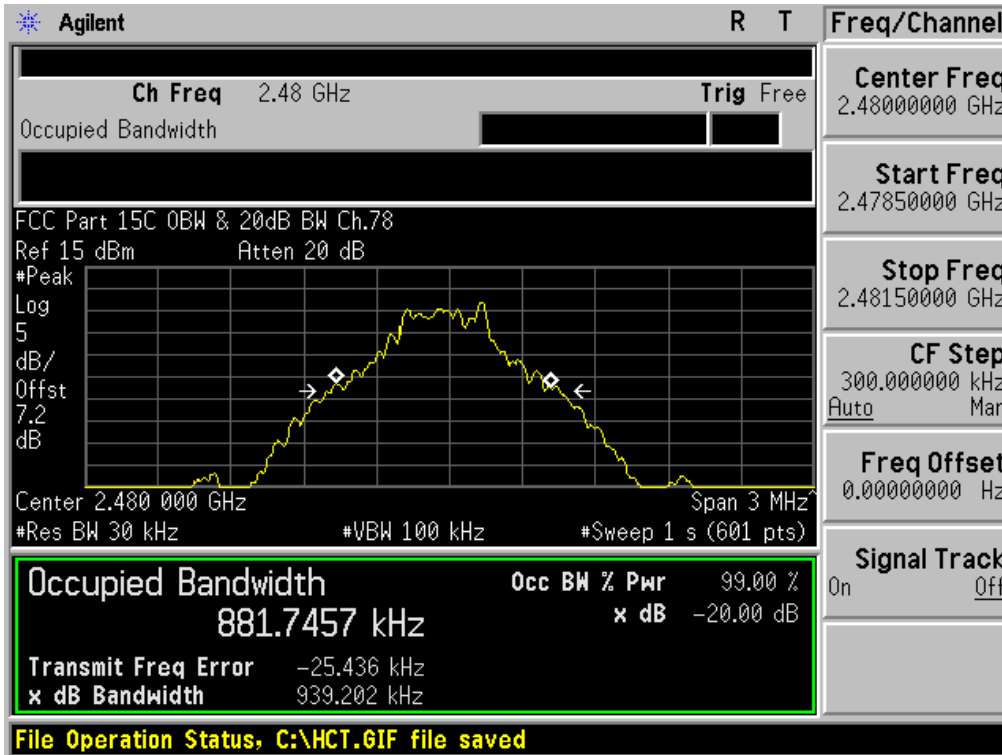


FCC PT.15.247 TEST REPORT	FCC CERTIFICATION REPORT			<a href="http://www.hct.co.kr">www.hct.co.kr</a>
Test Report No. HCTR1308FR01	Date of Issue: August 01, 2013	EUT Type: Cellular/PCS WLAN and NFC(Felica)	GSM/GPRS/EDGE/WCDMA/HSDPA/HSUPA Phone with Bluetooth,	FCC ID: ZNFD605



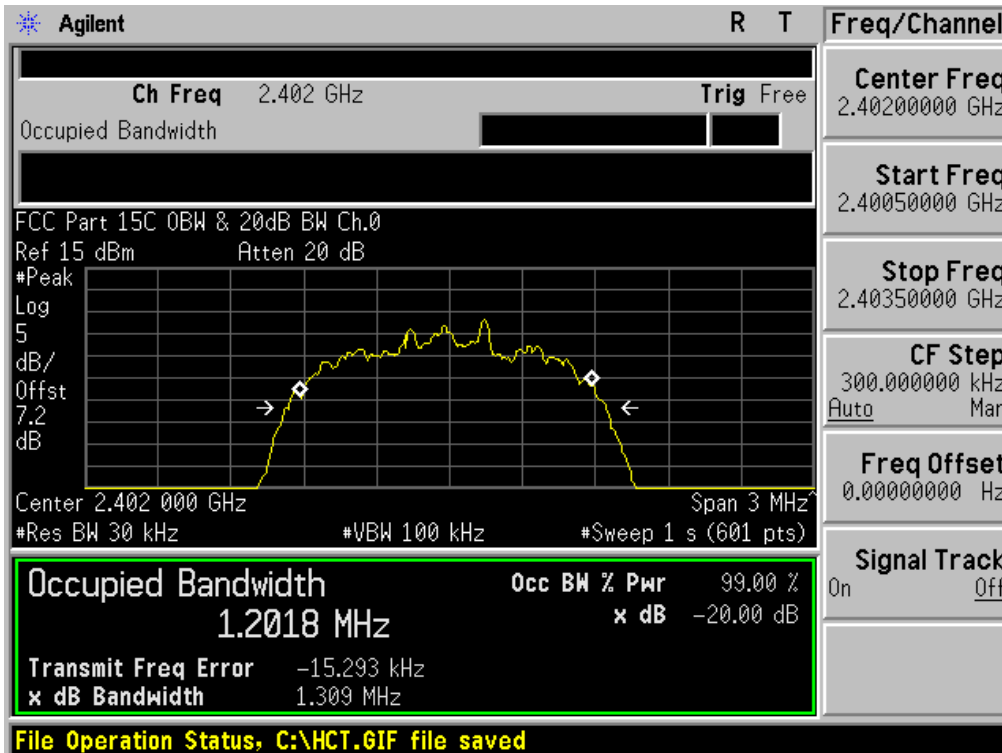
Test Plots (GFSK)

20 dB Bandwidth & Occupied Bandwidth (High-CH)



Test Plots (8DPSK)

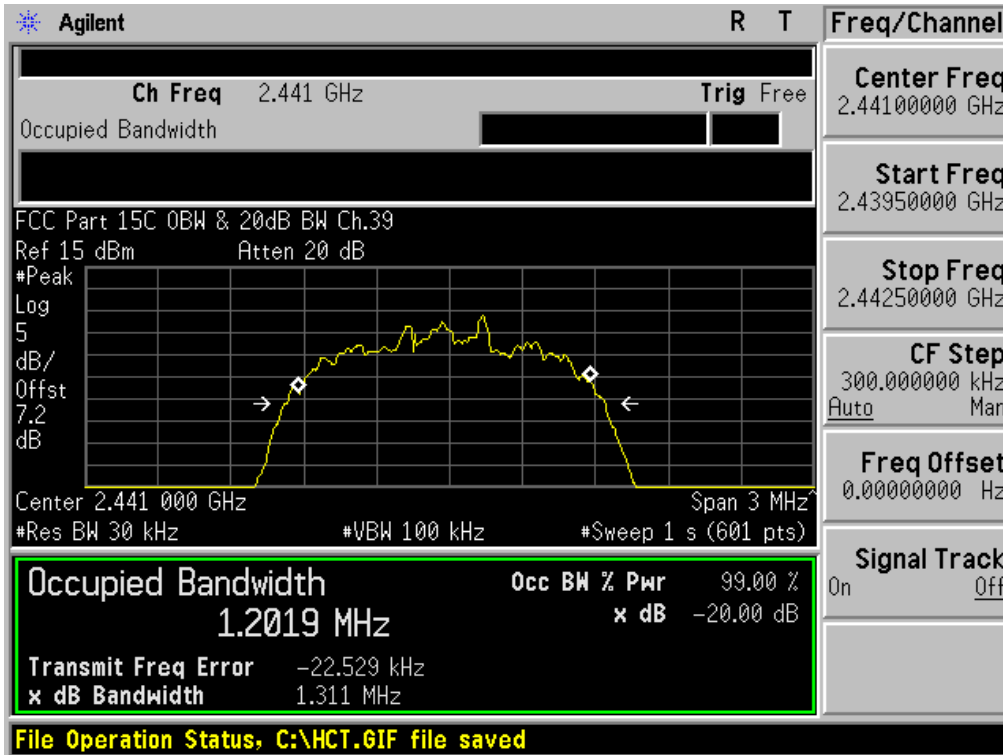
20 dB Bandwidth & Occupied Bandwidth (Low-CH)



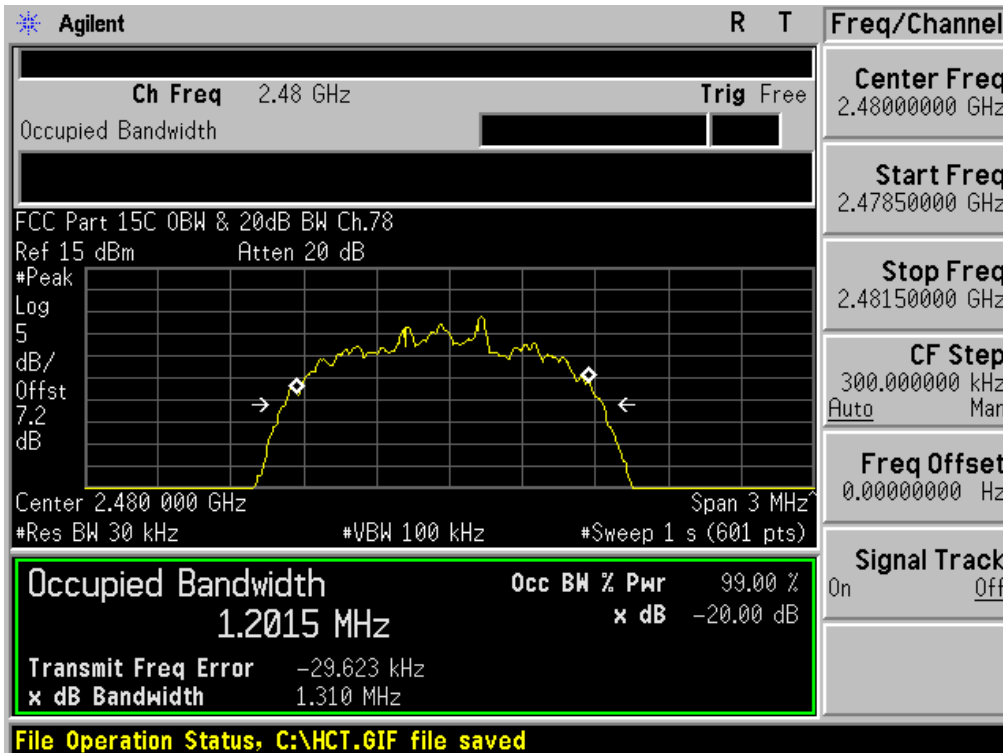
FCC PT.15.247 TEST REPORT	FCC CERTIFICATION REPORT			<a href="http://www.hct.co.kr">www.hct.co.kr</a>
Test Report No. HCTR1308FR01	Date of Issue: August 01, 2013	EUT Type: Cellular/PCS WLAN and NFC(Felica)	GSM/GPRS/EDGE/WCDMA/HSDPA/HSUPA Phone with Bluetooth,	FCC ID: ZNFD605



Test Plots (8DPSK)  
20 dB Bandwidth & Occupied Bandwidth (Mid-CH)



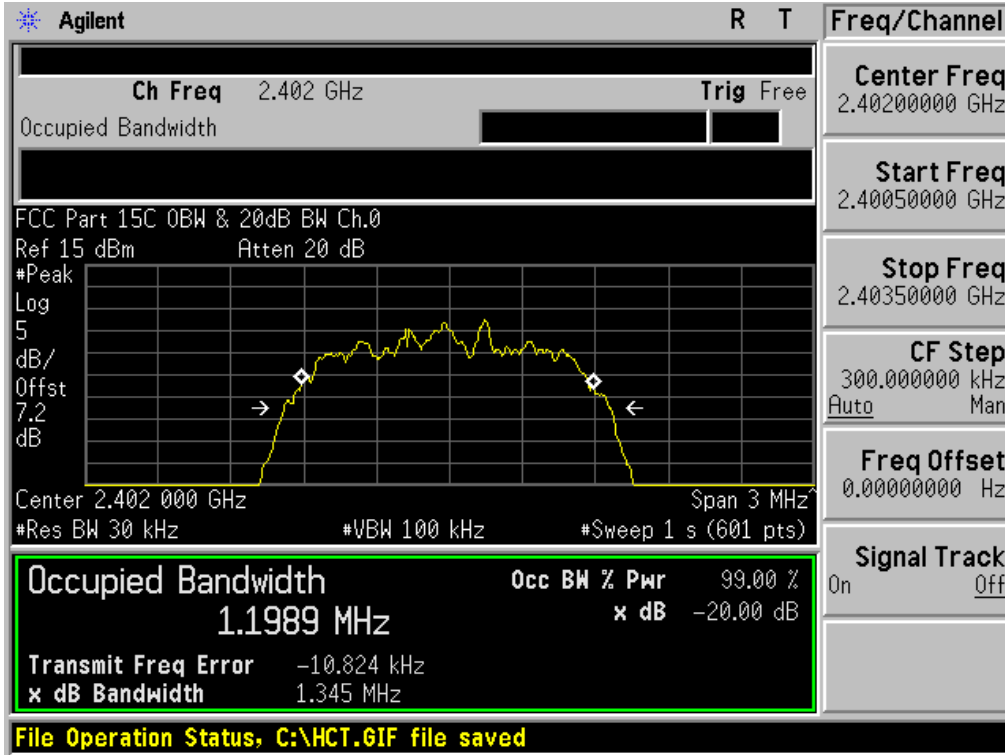
Test Plots (8DPSK)  
20 dB Bandwidth & Occupied Bandwidth (High-CH)



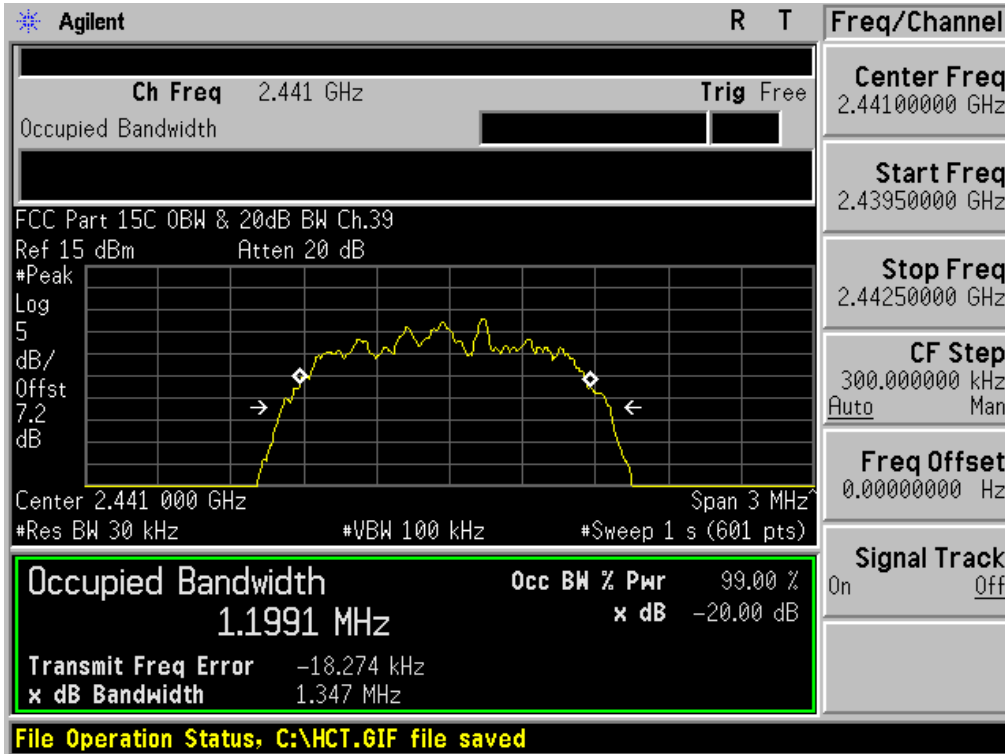
FCC PT.15.247 TEST REPORT	FCC CERTIFICATION REPORT			<a href="http://www.hct.co.kr">www.hct.co.kr</a>
Test Report No. HCTR1308FR01	Date of Issue: August 01, 2013	EUT Type: Cellular/PCS WLAN and NFC(Felica)	GSM/GPRS/EDGE/WCDMA/HSDPA/HSUPA Phone with Bluetooth,	FCC ID: ZNFD605



Test Plots ( $\pi/4$ DQPSK)  
20 dB Bandwidth & Occupied Bandwidth (Low-CH)



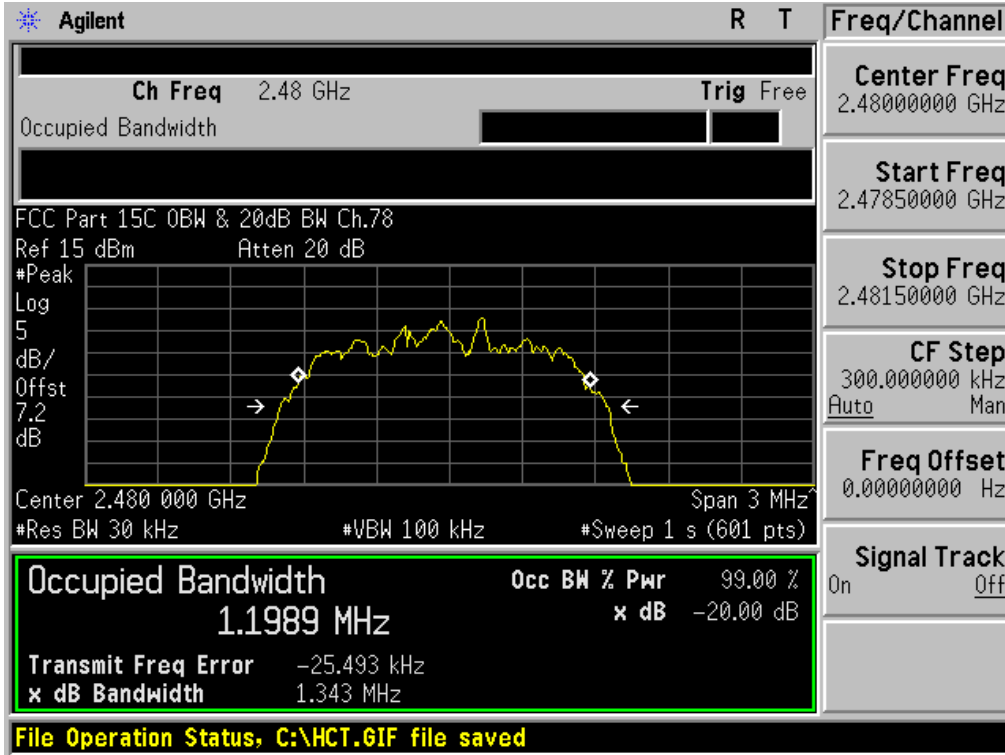
Test Plots ( $\pi/4$ DQPSK)  
20 dB Bandwidth & Occupied Bandwidth (Mid-CH)



FCC PT.15.247 TEST REPORT	FCC CERTIFICATION REPORT			<a href="http://www.hct.co.kr">www.hct.co.kr</a>
Test Report No. HCTR1308FR01	Date of Issue: August 01, 2013	EUT Type: Cellular/PCS WLAN and NFC(Felica)	GSM/GPRS/EDGE/WCDMA/HSDPA/HSUPA Phone with Bluetooth,	FCC ID: ZNFD605



Test Plots ( $\pi/4$ DQPSK)  
 20 dB Bandwidth & Occupied Bandwidth (High-CH)



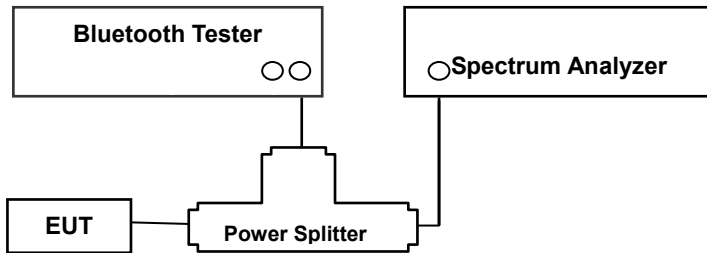
FCC PT.15.247 TEST REPORT		FCC CERTIFICATION REPORT		<a href="http://www.hct.co.kr">www.hct.co.kr</a>
Test Report No. HCTR1308FR01	Date of Issue: August 01, 2013	EUT Type:	Cellular/PCS GSM/GPRS/EDGE/WCDMA/HSDPA/HSUPA Phone with Bluetooth, WLAN and NFC(Felica)	FCC ID: ZNFD605

## 8.4 NUMBER OF HOPPING FREQUENCY

### LIMIT

According to §15.247(a)(1)(iii), Frequency hopping systems operating in the 2400 MHz ~ 2483.5 MHz bands shall use at least 15 hopping frequencies.

### Test Configuration



### TEST PROCEDURE

The Bluetooth frequency hopping function of the EUT was enabled.

The Spectrum Analyzer is set to ( DA 00-705 )

Span = the frequency band of operation

RBW  $\geq$  1% of the span

VBW  $\geq$  RBW

Sweep = Auto

Detector = Peak

Trace = Max hold

The trace was allowed to stabilize.

### TEST RESULTS

No non-compliance noted

### Test Data

Result (No. of CH)			Limit	Result
GFSK	8DPSK	$\pi/4$ DQPSK		
79	79	79	>15	Pass

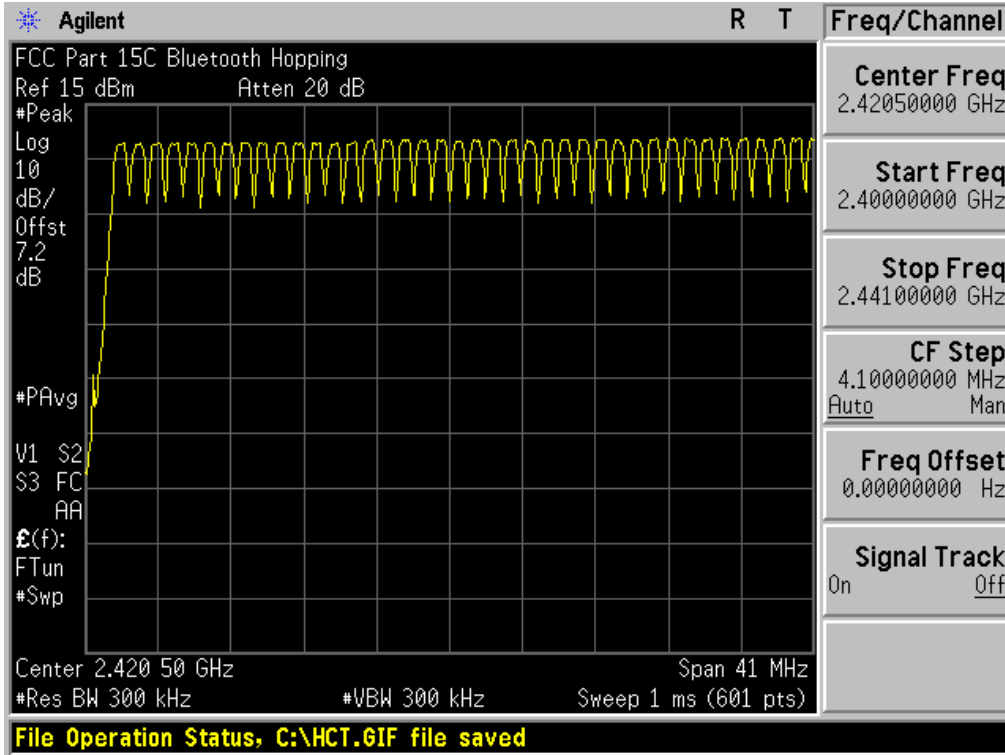
**Note :** In case of AFH mode, minimum number of hopping channels is 20.





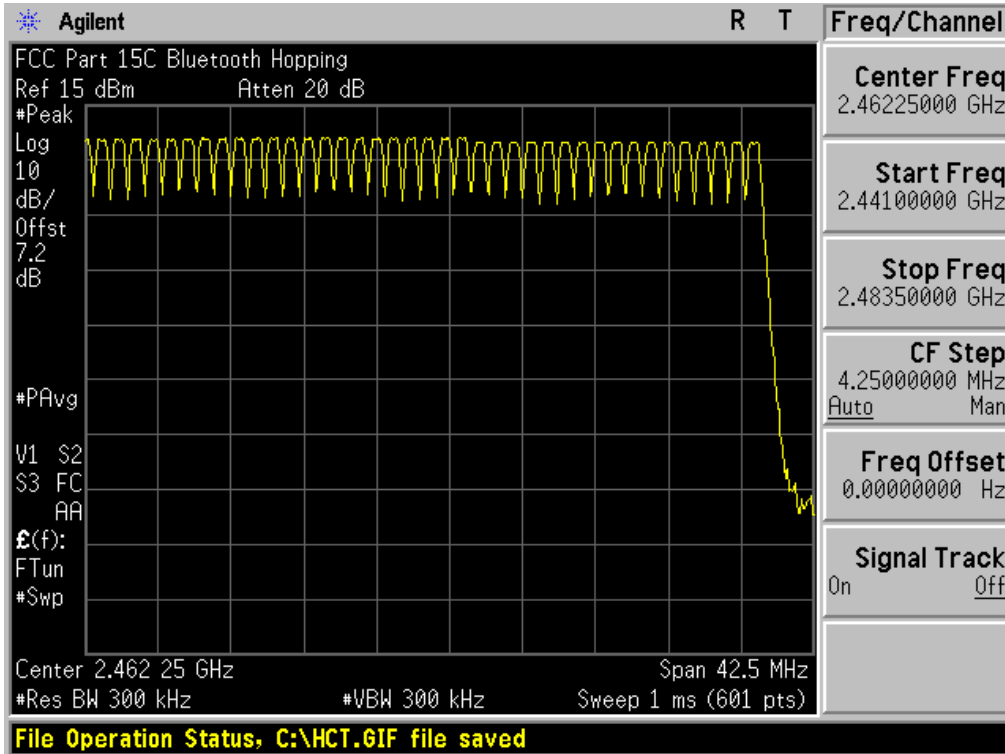
Test Plots (GFSK)

Number of Channels (2.4 GHz - 2.441 GHz)



Test Plots (GFSK)

Number of Channels (2.441 GHz - 2.4835 GHz)

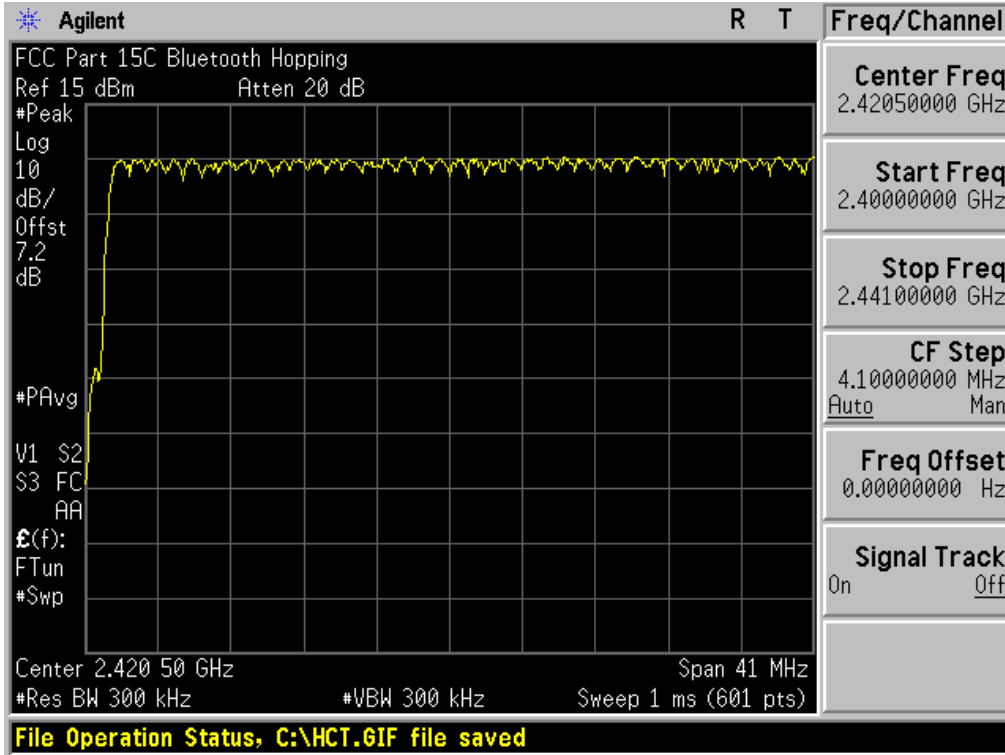


FCC PT.15.247 TEST REPORT		FCC CERTIFICATION REPORT		<a href="http://www.hct.co.kr">www.hct.co.kr</a>
Test Report No. HCTR1308FR01	Date of Issue: August 01, 2013	EUT Type: Cellular/PCS WLAN and NFC(Felica)	GSM/GPRS/EDGE/WCDMA/HSDPA/HSUPA Phone with Bluetooth,	FCC ID: ZNFD605



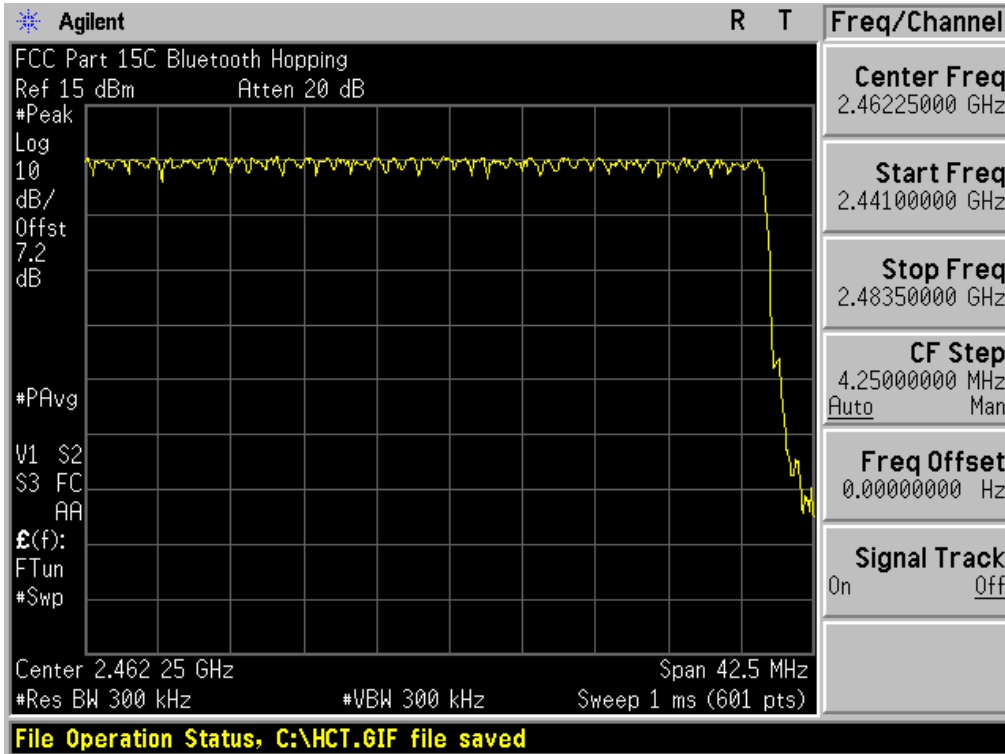
Test Plots (8DPSK)

Number of Channels (2.4 GHz - 2.441 GHz)



Test Plots (8DPSK)

Number of Channels (2.441 GHz - 2.4835 GHz)

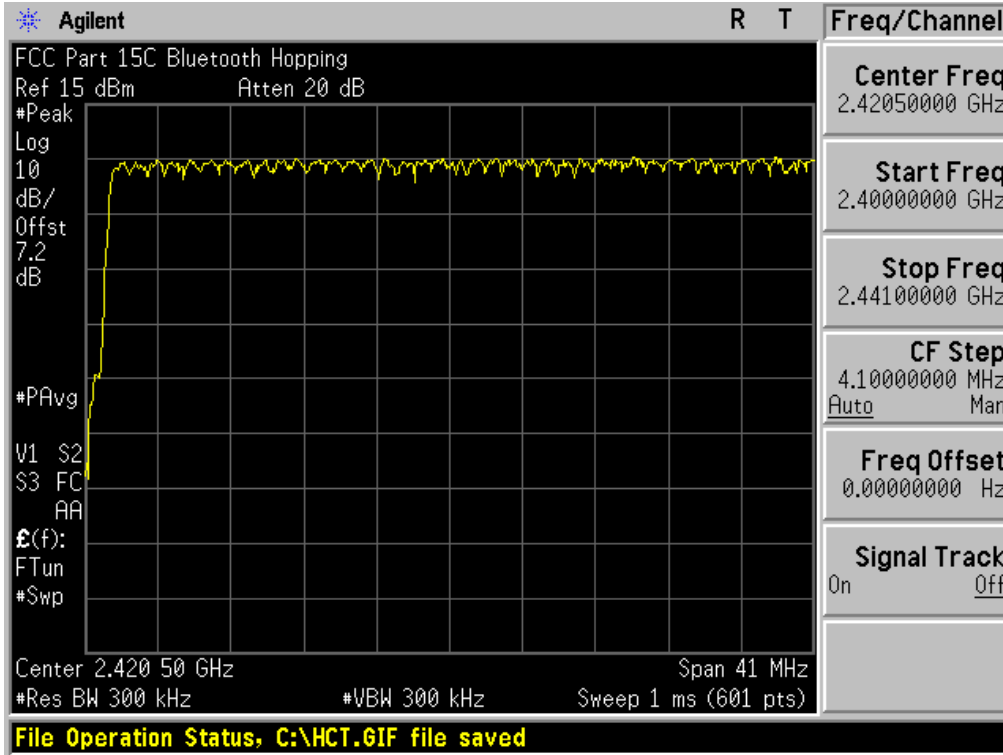


FCC PT.15.247 TEST REPORT		FCC CERTIFICATION REPORT		<a href="http://www.hct.co.kr">www.hct.co.kr</a>
Test Report No. HCTR1308FR01	Date of Issue: August 01, 2013	EUT Type: Cellular/PCS GSM/GPRS/EDGE/WCDMA/HSDPA/HSUPA Phone with Bluetooth, WLAN and NFC(Felica)		FCC ID: ZNFD605



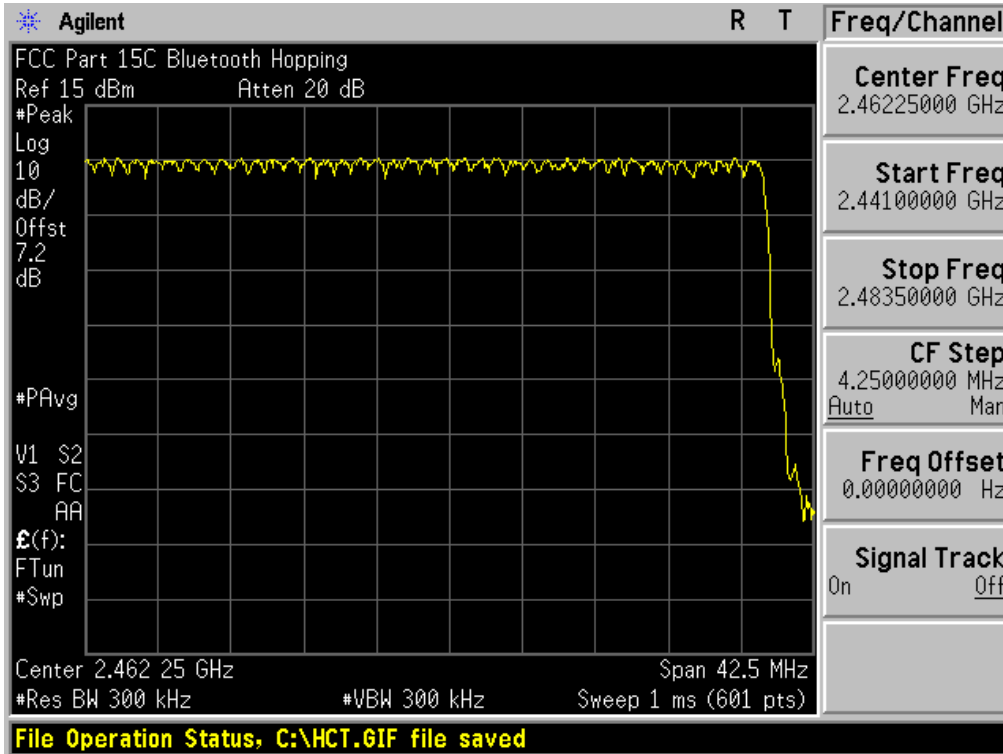
Test Plots ( $\pi/4$ DQPSK)

Number of Channels (2.4 GHz - 2.441 GHz)



Test Plots ( $\pi/4$ DQPSK)

Number of Channels (2.441 GHz - 2.4835 GHz)



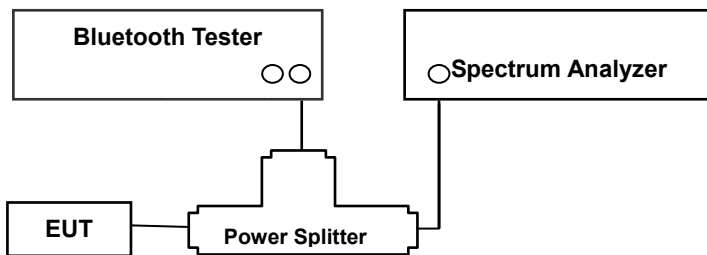
FCC PT.15.247 TEST REPORT	FCC CERTIFICATION REPORT		<a href="http://www.hct.co.kr">www.hct.co.kr</a>
Test Report No. HCTR1308FR01	Date of Issue: August 01, 2013	EUT Type: Cellular/PCS GSM/GPRS/EDGE/WCDMA/HSDPA/HSUPA Phone with Bluetooth, WLAN and NFC(Felica)	FCC ID: ZNFD605

## 8.5 TIME OF OCCUPANCY (DWELL TIME)

### LIMIT

According to §15.247(a)(1)(iii), Frequency hopping systems operating in the 2400 MHz ~ 2483.5 MHz bands. The average time of occupancy on any channels shall not greater than 0.4 s within a period 0.4 s multiplied by the number of hopping channels employed.

### Test Configuration



### TEST PROCEDURE

This test is performed with hopping off.

EUT was set to transmit the longest packet type (DH5)

The Spectrum Analyzer is set to ( DA 00-705 )

Span = Zero span, Centered on a hopping channel

RBW = 1 MHz

VBW ≥ RBW

Sweep = as necessary to capture the entire dwell time per hopping channel

Detector = Peak

Trace = Max hold

The marker-delta function was used to determine the dwell time.

### Normal Mode / EDR Mode

**DH 5**(The longest packet type for GFSK)

CH Mid :  $2.892 * (1600/6)/79 * 31.6 = 308.48$  (ms)

**2-DH 5**(The longest packet type for  $\pi/4$ DQPSK)

CH Mid :  $2.892 * (1600/6)/79 * 31.6 = 308.48$  (ms)

**3-DH 5**(The longest packet type for 8DPSK)

CH Mid :  $2.892 * (1600/6)/79 * 31.6 = 308.48$  (ms)

### AFH Mode

**DH 5**(The longest packet type for GFSK)

CH Mid :  $2.892 * (800/6)/20 * 8.0 = 154.24$  (ms)

**2-DH 5**(The longest packet type for  $\pi/4$ DQPSK)

FCC PT.15.247 TEST REPORT		FCC CERTIFICATION REPORT		<a href="http://www.hct.co.kr">www.hct.co.kr</a>
Test Report No. HCTR1308FR01	Date of Issue: August 01, 2013	EUT Type: Cellular/PCS GSM/GPRS/EDGE/WCDMA/HSDPA/HSUPA Phone with Bluetooth, WLAN and NFC(Felica)		FCC ID: ZNF605



CH Mid :  $2.892 * (800/6)/20 * 8.0 = 154.24$  (ms)

**3-DH 5**(The longest packet type for 8DPSK)

CH Mid :  $2.892 * (800/6)/20 * 8.0 = 154.24$  (ms)

Note :

A DH5 Packet need 5 time slot for transmitting and 1 time slot for receiving. Then the system makes worst case 1600/6 hops per second with 79 channels. So the system have each channel 3.3755 times per second and so for 31.6 seconds the system have 106.7 times of appearance.

Each tx-time per appearance of DH5 is 2.883 ms.

Dwell time = Tx-time \* 106.7

### TEST RESULTS

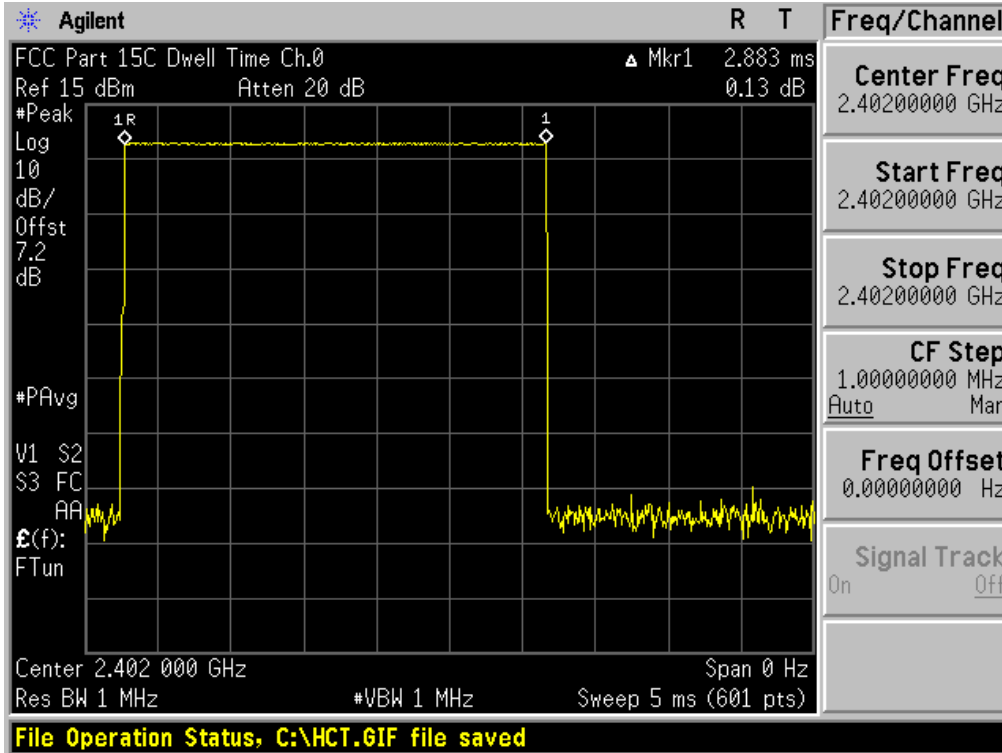
See the table.

Channel	Pulse Time (ms)		Total of Dwell (ms)		Period Time (s)	Limit (ms)	Result
	GFSK	8DPSK	GFSK	8DPSK			
Low	2.883	2.892	307.52	308.48	31.6	400	PASS
Mid	2.892	2.892	308.48	308.48	31.6		PASS
High	2.892	2.892	308.48	308.48	31.6		PASS

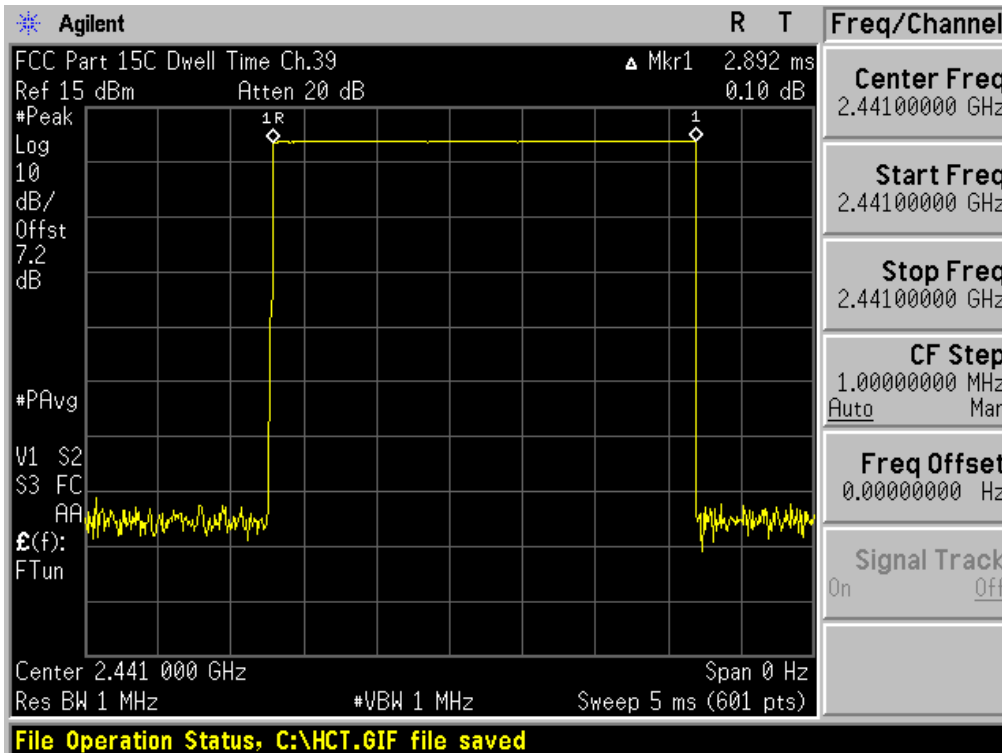
Channel	Pulse Time (ms)	Total of Dwell (ms)	Period Time (s)	Limit (ms)	Result
	$\pi/4$ DQPSK				
Low	2.892	308.48	31.6	400	PASS
Mid	2.892	308.48	31.6		PASS
High	2.892	308.48	31.6		PASS



Test Plots (GFSK)  
Dwell Time (Low-CH)



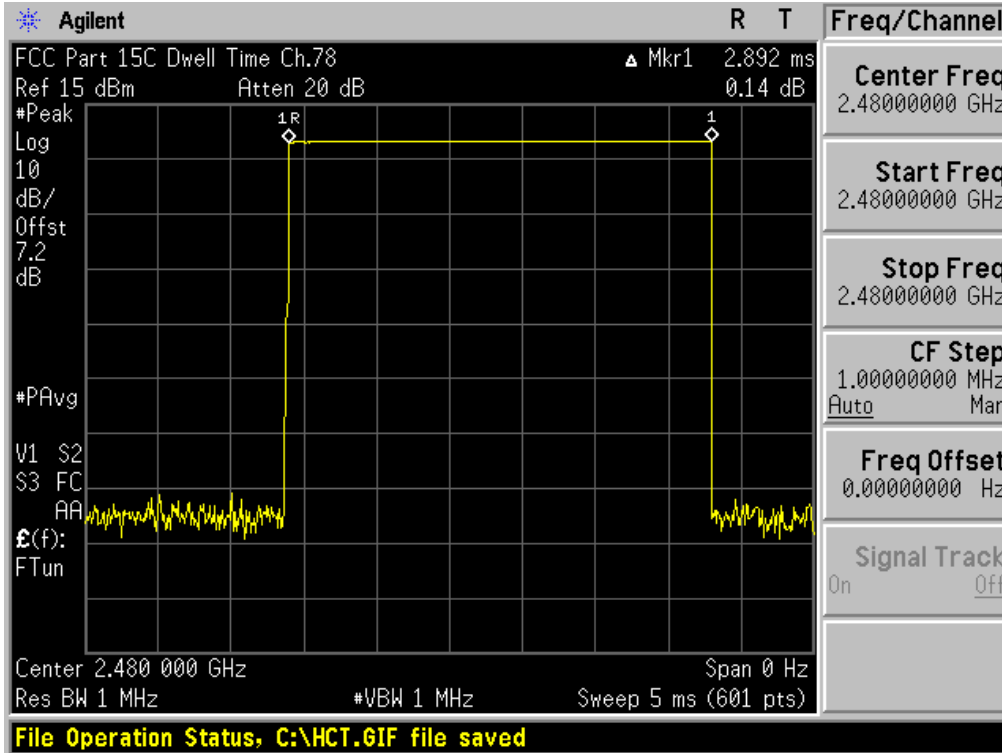
Test Plots (GFSK)  
Dwell Time (Mid-CH)



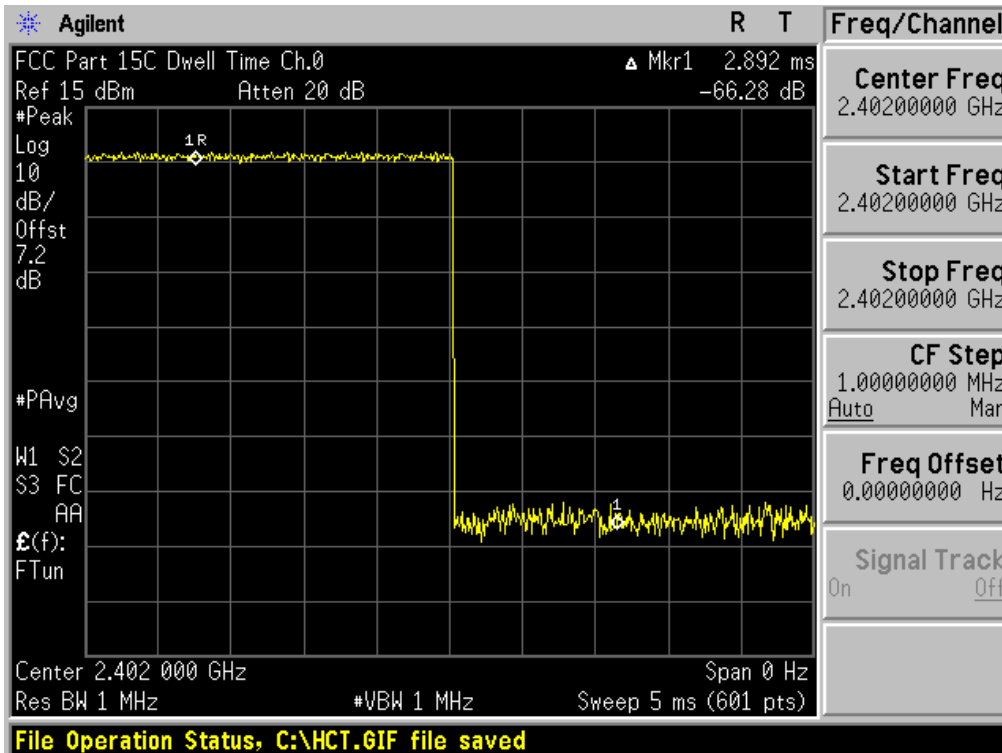
FCC PT.15.247 TEST REPORT	FCC CERTIFICATION REPORT		<a href="http://www.hct.co.kr">www.hct.co.kr</a>
Test Report No. HCTR1308FR01	Date of Issue: August 01, 2013	EUT Type: Cellular/PCS GSM/GPRS/EDGE/WCDMA/HSDPA/HSUPA WLAN and NFC(Felica)	Phone with Bluetooth, FCC ID: ZNF0605



Test Plots (GFSK)  
Dwell Time (High-CH)



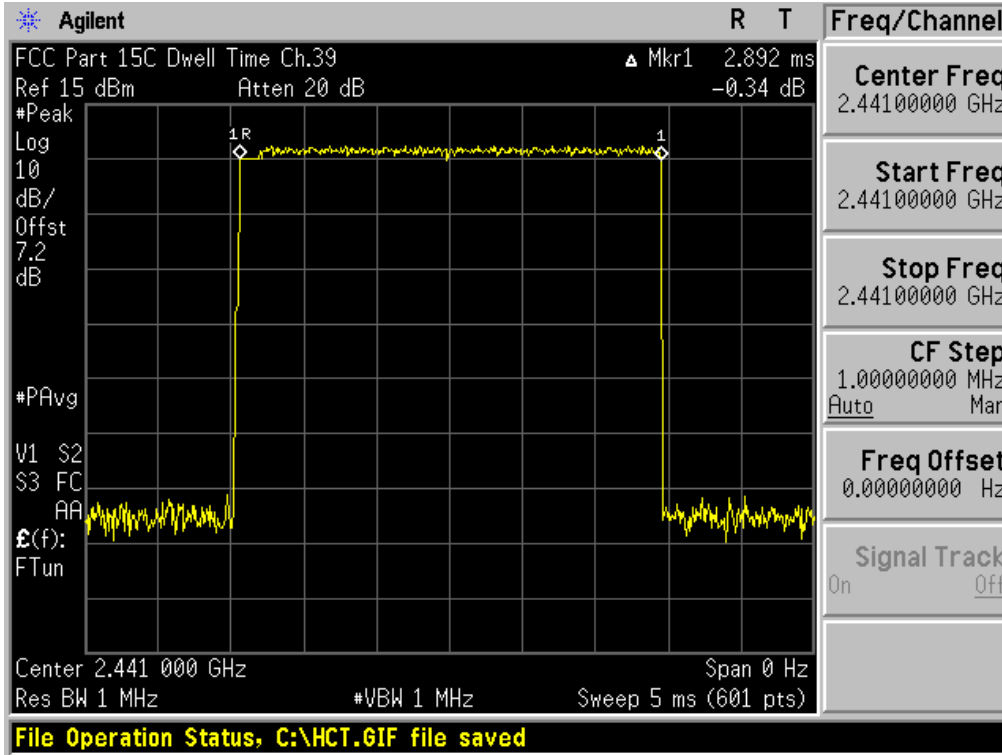
Test Plots (8DPSK)  
Dwell Time (Low-CH)



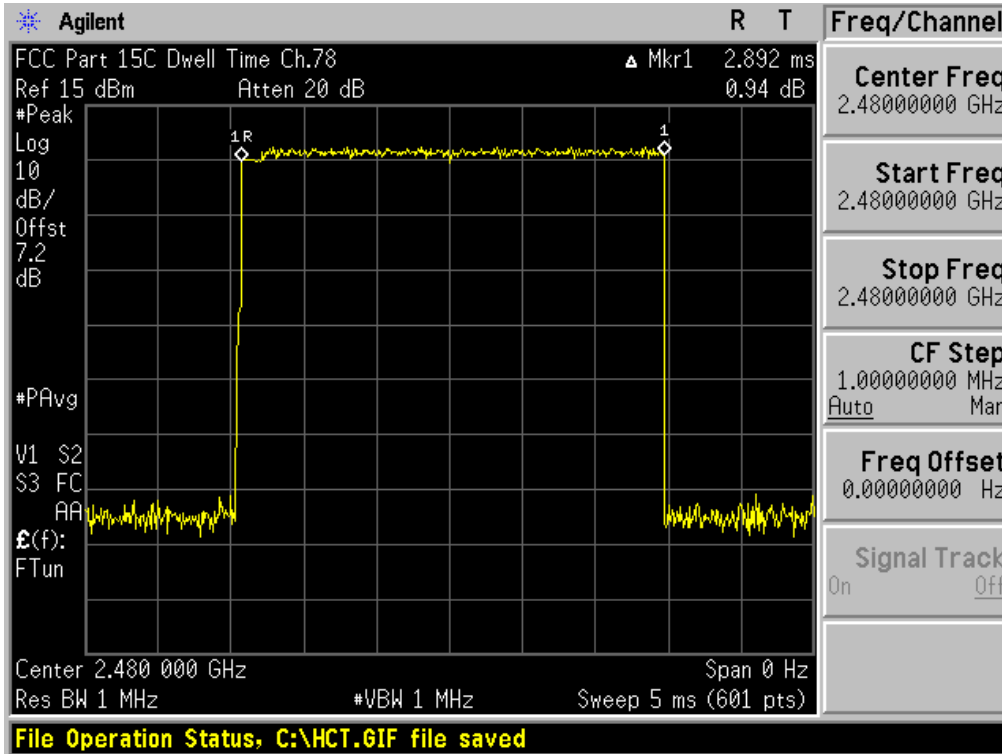
FCC PT.15.247 TEST REPORT	FCC CERTIFICATION REPORT		<a href="http://www.hct.co.kr">www.hct.co.kr</a>
Test Report No. HCTR1308FR01	Date of Issue: August 01, 2013	EUT Type: Cellular/PCS GSM/GPRS/EDGE/WCDMA/HSDPA/HSUPA WLAN and NFC(Felica)	Phone with Bluetooth, FCC ID: ZNF0605



Test Plots (8DPSK)  
Dwell Time (Mid-CH)



Test Plots (8DPSK)  
Dwell Time (High-CH)

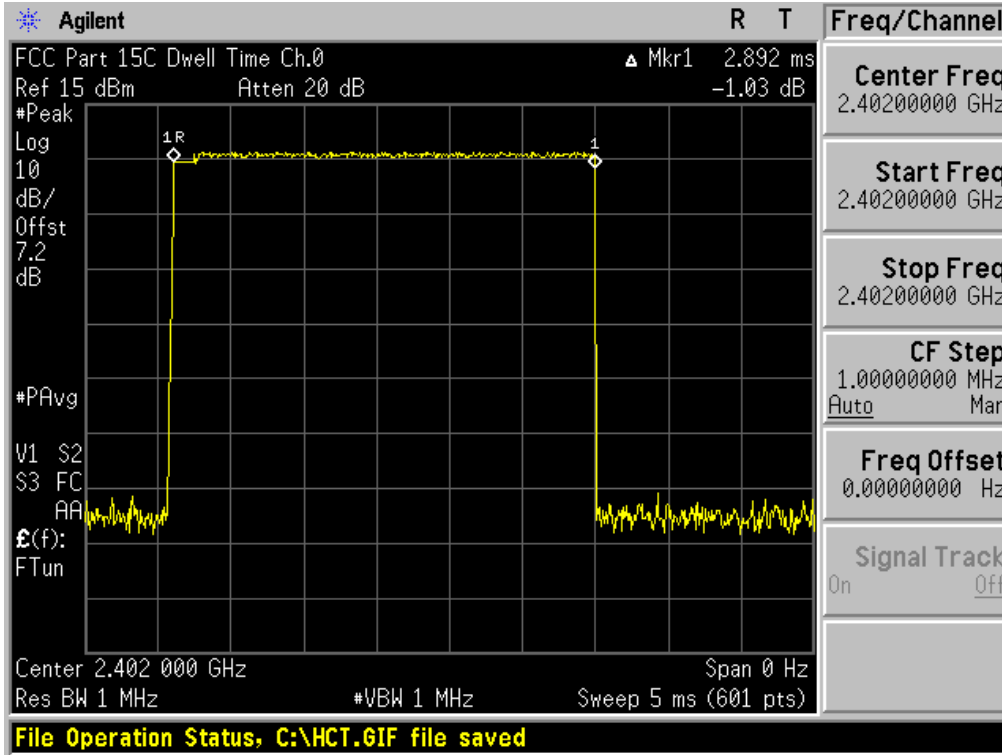


FCC PT.15.247 TEST REPORT	FCC CERTIFICATION REPORT		<a href="http://www.hct.co.kr">www.hct.co.kr</a>
Test Report No. HCTR1308FR01	Date of Issue: August 01, 2013	EUT Type: Cellular/PCS GSM/GPRS/EDGE/WCDMA/HSDPA/HSUPA WLAN and NFC(Felica)	Phone with Bluetooth, FCC ID: ZNF0605

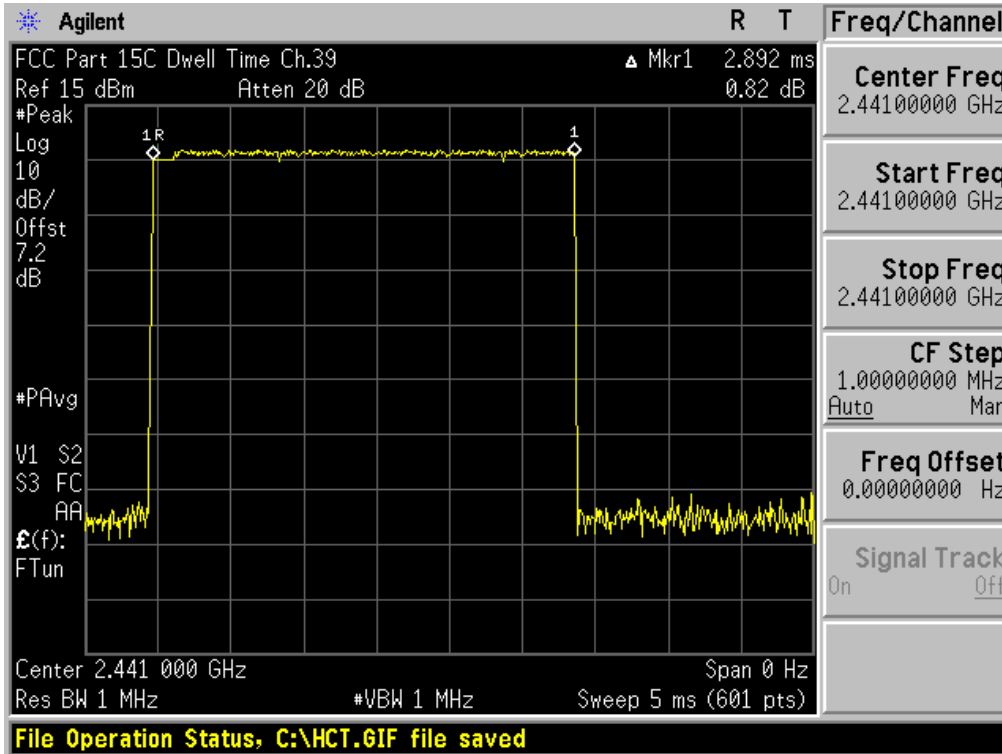




Test Plots ( $\pi/4$ DQPSK)  
Dwell Time (Low-CH)



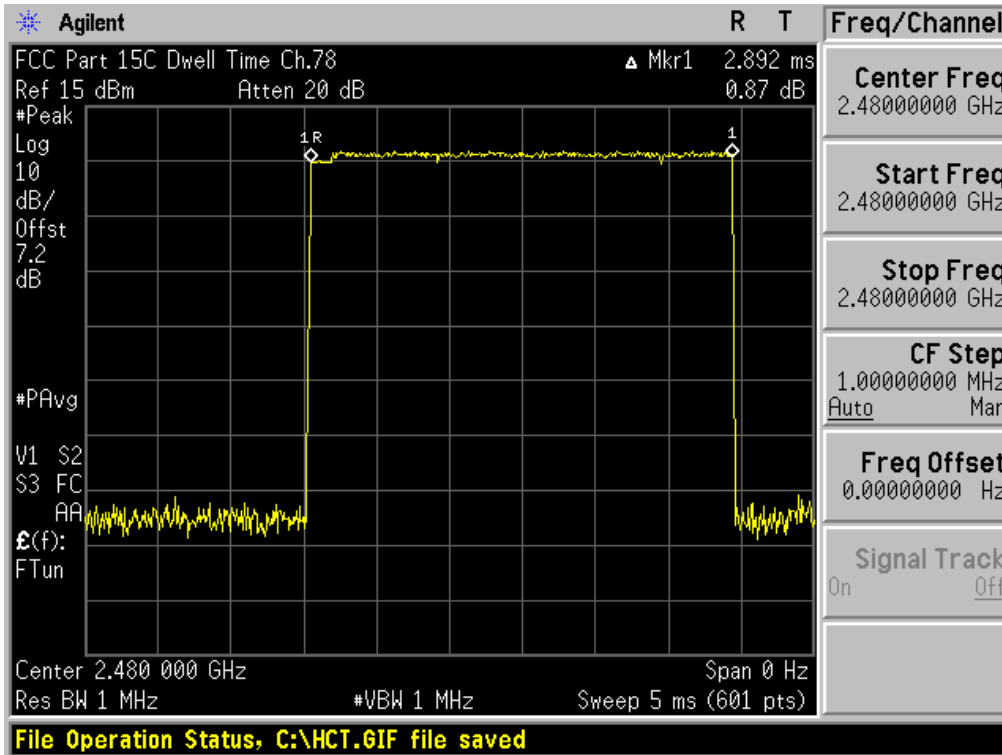
Test Plots ( $\pi/4$ DQPSK)  
Dwell Time (Mid-CH)



FCC PT.15.247 TEST REPORT	FCC CERTIFICATION REPORT		<a href="http://www.hct.co.kr">www.hct.co.kr</a>
Test Report No. HCTR1308FR01	Date of Issue: August 01, 2013	EUT Type: Cellular/PCS GSM/GPRS/EDGE/WCDMA/HSDPA/HSUPA WLAN and NFC(Felica)	Phone with Bluetooth, FCC ID: ZNF0605



Test Plots ( $\pi/4$ DQPSK)  
Dwell Time (High-CH)



FCC PT.15.247 TEST REPORT		FCC CERTIFICATION REPORT		<a href="http://www.hct.co.kr">www.hct.co.kr</a>
Test Report No. HCTR1308FR01	Date of Issue: August 01, 2013	EUT Type: Cellular/PCS WLAN and NFC(Felica)	GSM/GPRS/EDGE/WCDMA/HSDPA/HSUPA Phone with Bluetooth,	FCC ID: ZNFD605

## 8.6 SPURIOUS EMISSIONS

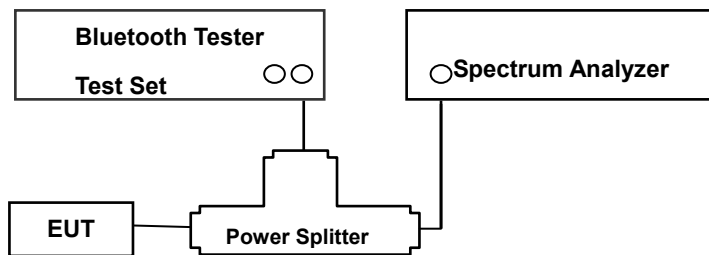
### 8.6.1 CONDUCTED SPURIOUS EMISSIONS

#### Test Requirements and limit, §15.247(d)

In any 100 kHz bandwidth outside the frequency band in which the spread spectrum or digitally modulated intentional radiator is operating, the radio frequency power that is produced by the intentional radiator shall be at least 20 dB below that in the 100 kHz bandwidth within the band that contains the highest level of the desired power, based on either an RF conducted or a radiated measurement, provided the transmitter demonstrates compliance with the peak conducted power limits. If the transmitter complies with the conducted power limits based on the use of RMS averaging over a time interval, as permitted under paragraph (b)(3) of this section, the attenuation required under this paragraph shall be 30 dB instead of 20 dB. Attenuation below the general limits specified in § 15.209(a) is not required. In addition, radiated emissions which fall in the restricted bands, as defined in § 15.205(a), must also comply with the radiated emission limits specified in § 15.209(a) (see § 15.205(c)).

**Limit : 20 dBc**

#### Test Configuration



#### TEST PROCEDURE

Conducted RF measurements of the transmitter output were made to confirm that the EUT antenna port conducted emissions meet the specified limit and to identify any spurious signals that require further investigation or measurements on the radiated emissions site.

The transmitter output is connected to the spectrum analyzer.

The Spectrum Analyzer is set to ( DA 00-705 )

1. Span = wide enough to capture the peak level of the in-band emission and all spurious emissions(e.g.,harmonics) from the lowest frequency generated in the EUT up through the 10<sup>th</sup> harmonic.
2. RBW = 100 kHz(Upon 1 GHz = 1 MHz)
3. VBW ≥ 300 kHz(Upon 1 GHz = 3 MHz)
4. Sweep = auto
5. Sweep point ≥ 2\*span/RBW
5. Detector function = peak

<b>FCC PT.15.247 TEST REPORT</b>	<b>FCC CERTIFICATION REPORT</b>		<a href="http://www.hct.co.kr">www.hct.co.kr</a>
Test Report No. HCTR1308FR01	Date of Issue: August 01, 2013	EUT Type: Cellular/PCS GSM/GPRS/EDGE/WCDMA/HSDPA/HSUPA Phone with Bluetooth, WLAN and NFC(Felica)	FCC ID: ZNF0605



6. Trace = max hold

Measurements are made over the 30 MHz to 26 GHz range with the transmitter set to the lowest, middle, and highest channels.

This test is performed with hopping off.

**TEST RESULTS**

No non-compliance noted.

**FACTORS FOR FREQUENCY**

Freq(MHz)	Factor(dB)
30	10.01
100	10.02
200	10.10
300	10.09
400	10.13
500	10.21
600	10.13
700	10.31
800	10.18
900	10.30
1000	10.17
2000	8.53
2400*	7.18
2500*	7.21
3000	8.59
4000	10.02
5000	9.88
6000	5.70
7000	10.21
8000	6.13
9000	8.79
10000	12.46
11000	8.11
12000	9.52
13000	8.98
14000	8.13
15000	11.82
16000	6.92
17000	13.23
18000	10.25
19000	10.28
20000	9.10
21000	10.94
22000	11.54
23000	8.81
24000	11.71
25000	9.37
26000	9.34

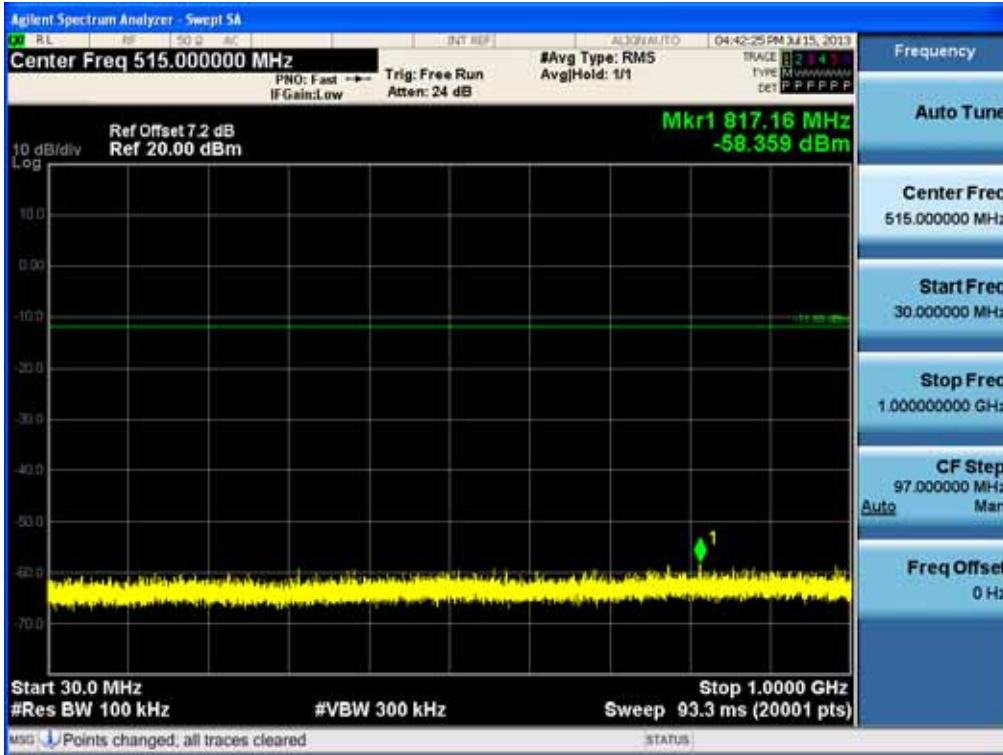
Note : 1. \*\* is fundamental frequency range.

2. Factor = Cable loss + Splitter loss

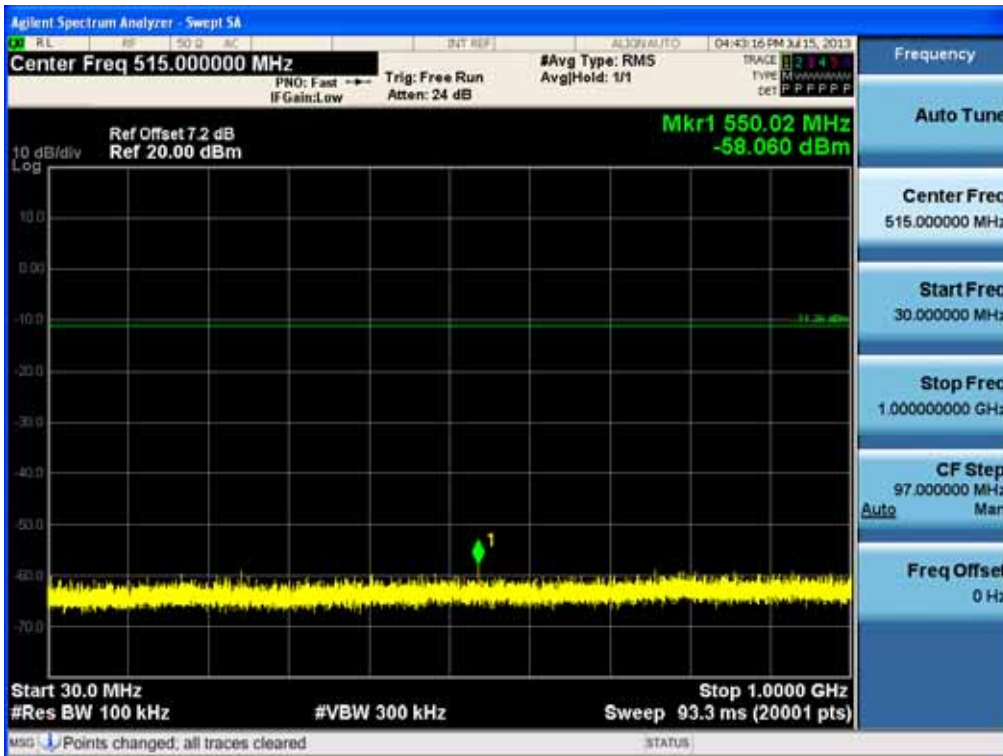
<b>FCC PT.15.247 TEST REPORT</b>	<b>FCC CERTIFICATION REPORT</b>		<a href="http://www.hct.co.kr">www.hct.co.kr</a>
Test Report No. HCTR1308FR01	Date of Issue: August 01, 2013	EUT Type: Cellular/PCS GSM/GPRS/EDGE/WCDMA/HSDPA/HSUPA Phone with Bluetooth, WLAN and NFC(Felica)	FCC ID: ZNFD605



Test Plots (GFSK) - 30 MHz - 1 GHz (RBW:100 kHz, VBW: 300 kHz)  
Spurious Emission (Low-CH)



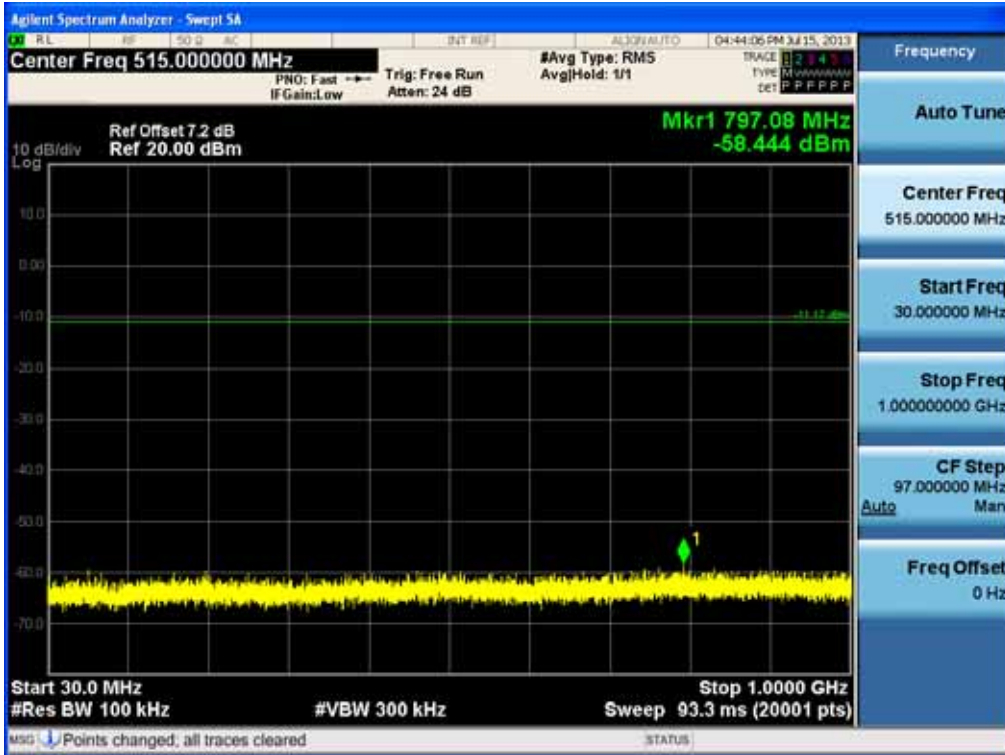
Test Plots (GFSK) - 30 MHz - 1 GHz (RBW:100 kHz, VBW: 300 kHz)  
Spurious Emission (Mid-CH)



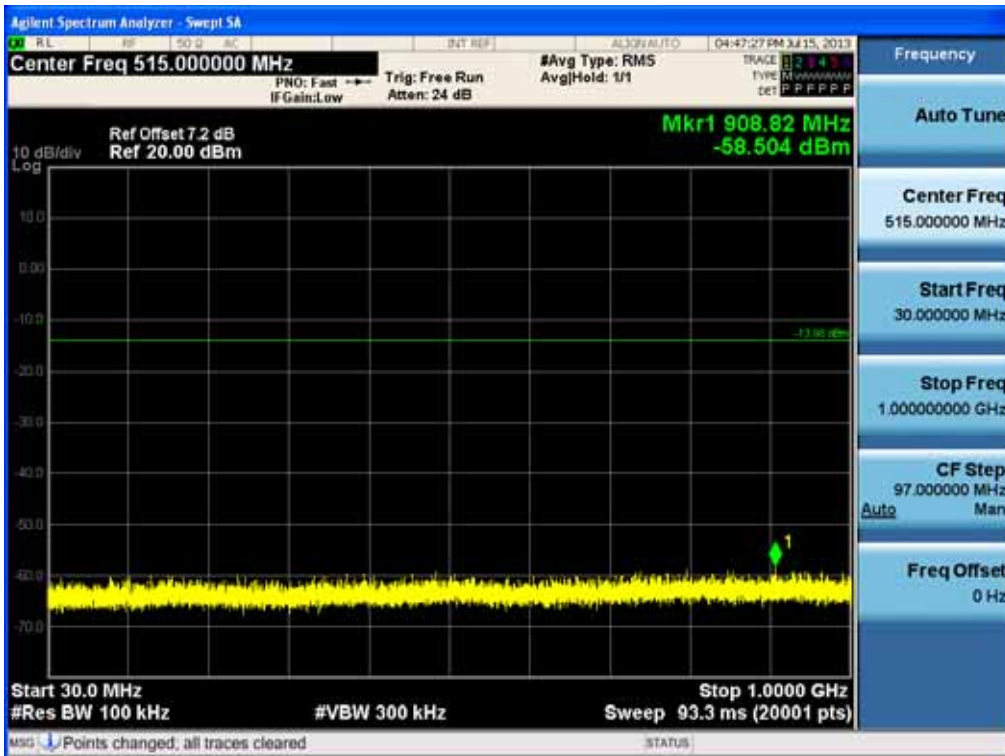
FCC PT.15.247 TEST REPORT		FCC CERTIFICATION REPORT		<a href="http://www.hct.co.kr">www.hct.co.kr</a>
Test Report No. HCTR1308FR01	Date of Issue: August 01, 2013	EUT Type: Cellular/PCS WLAN and NFC(Felica)	GSM/GPRS/EDGE/WCDMA/HSDPA/HSUPA Phone with Bluetooth,	FCC ID: ZNF605



Test Plots (GFSK) - 30 MHz - 1 GHz (RBW:100 kHz, VBW: 300 kHz)  
Spurious Emission (High-CH)



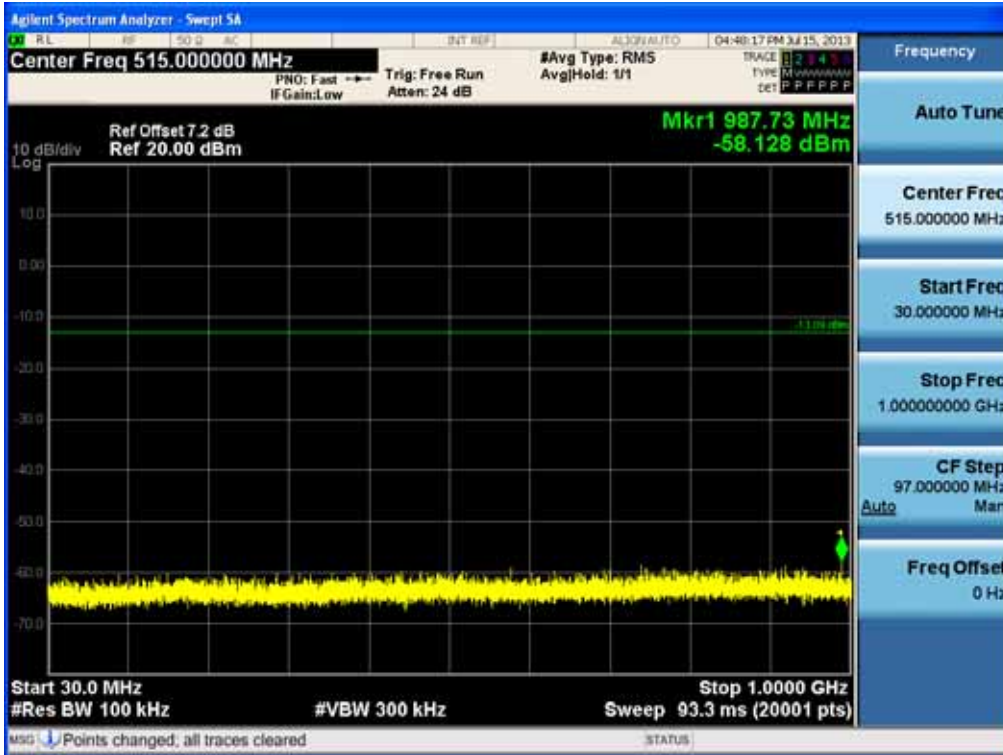
Test Plots (8DPSK) - 30 MHz - 1 GHz (RBW:100 kHz, VBW: 300 kHz)  
Spurious Emission (Low-CH)



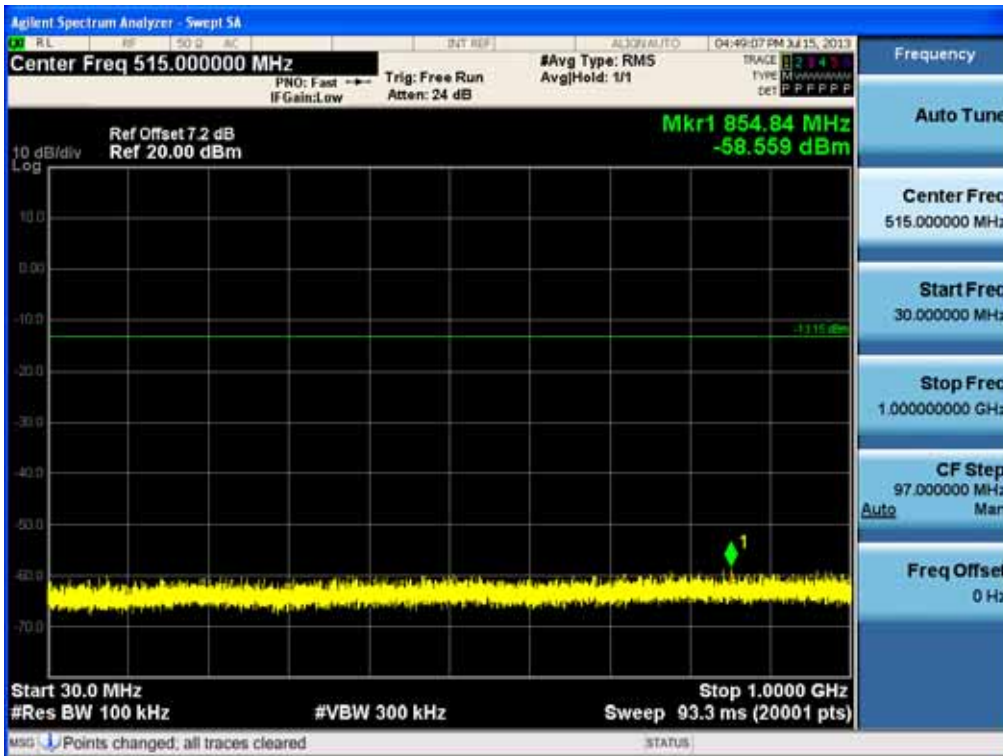
FCC PT.15.247 TEST REPORT	FCC CERTIFICATION REPORT		<a href="http://www.hct.co.kr">www.hct.co.kr</a>
Test Report No. HCTR1308FR01	Date of Issue: August 01, 2013	EUT Type: Cellular/PCS GSM/GPRS/EDGE/WCDMA/HSDPA/HSUPA Phone with Bluetooth, WLAN and NFC(Felica)	FCC ID: ZNF605



Test Plots (8DPSK) - 30 MHz - 1 GHz (RBW:100 kHz, VBW: 300 kHz)  
Spurious Emission (Mid-CH)

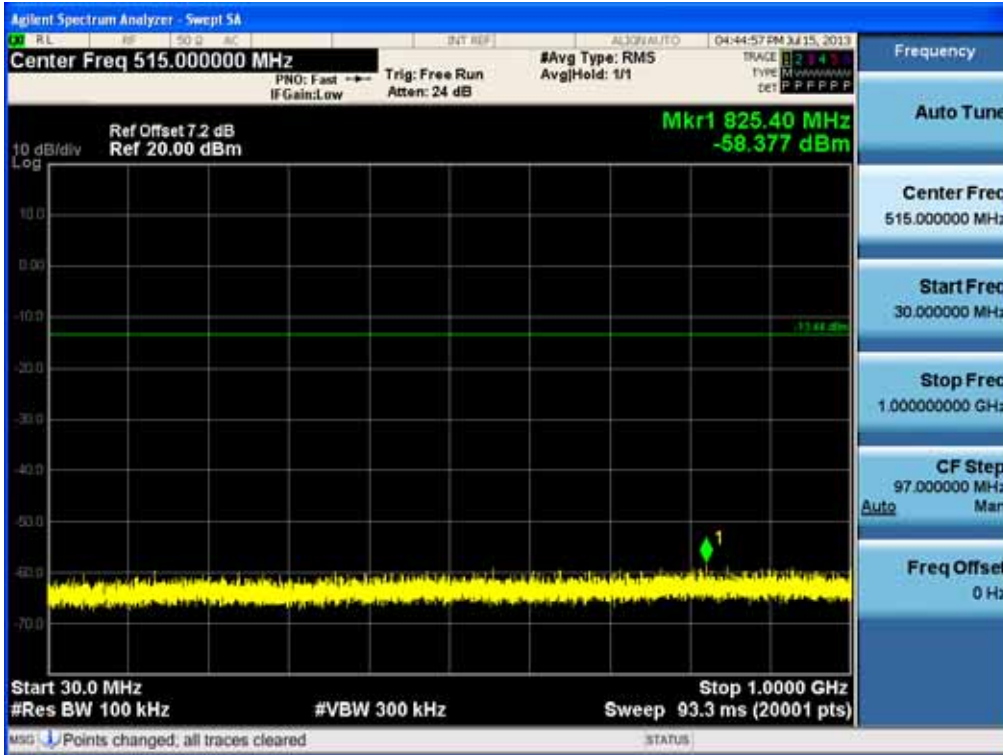


Test Plots (8DPSK) - 30 MHz - 1 GHz (RBW:100 kHz, VBW: 300 kHz)  
Spurious Emission (High-CH)

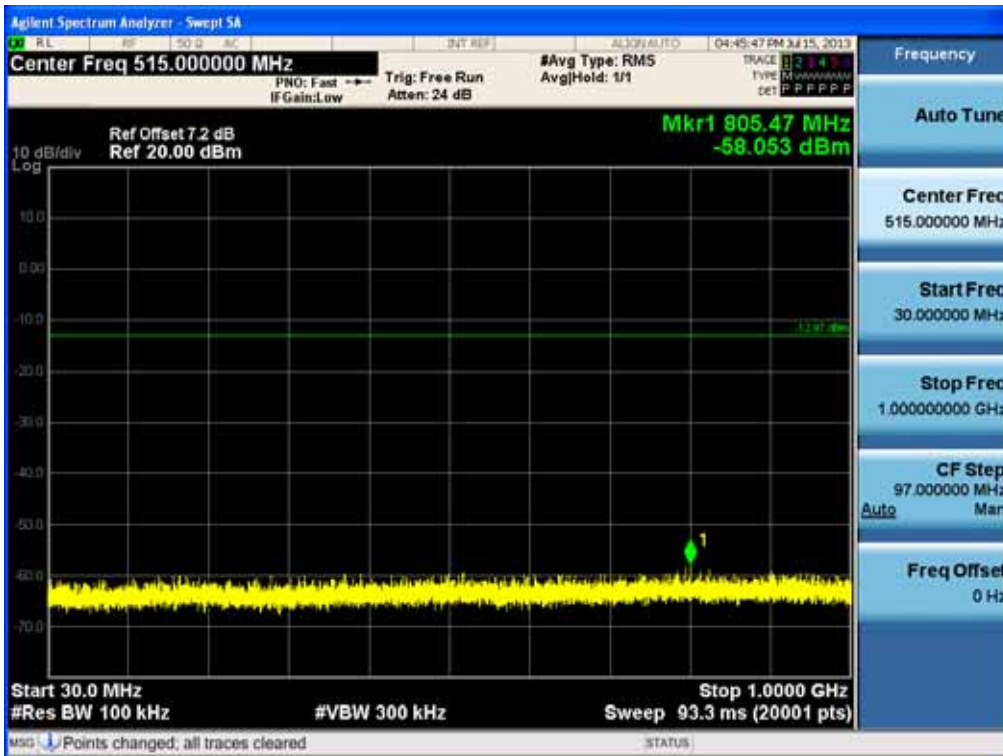


FCC PT.15.247 TEST REPORT		FCC CERTIFICATION REPORT		<a href="http://www.hct.co.kr">www.hct.co.kr</a>
Test Report No. HCTR1308FR01	Date of Issue: August 01, 2013	EUT Type: Cellular/PCS WLAN and NFC(Felica)	GSM/GPRS/EDGE/WCDMA/HSDPA/HSUPA Phone with Bluetooth,	FCC ID: ZNFD605

Test Plots ( $\pi/4$ DQPSK) - 30 MHz - 1 GHz (RBW:100 kHz, VBW: 300 kHz)  
Spurious Emission (Low-CH)



Test Plots ( $\pi/4$ DQPSK) - 30 MHz - 1 GHz (RBW:100 kHz, VBW: 300 kHz)  
Spurious Emission (Mid-CH)

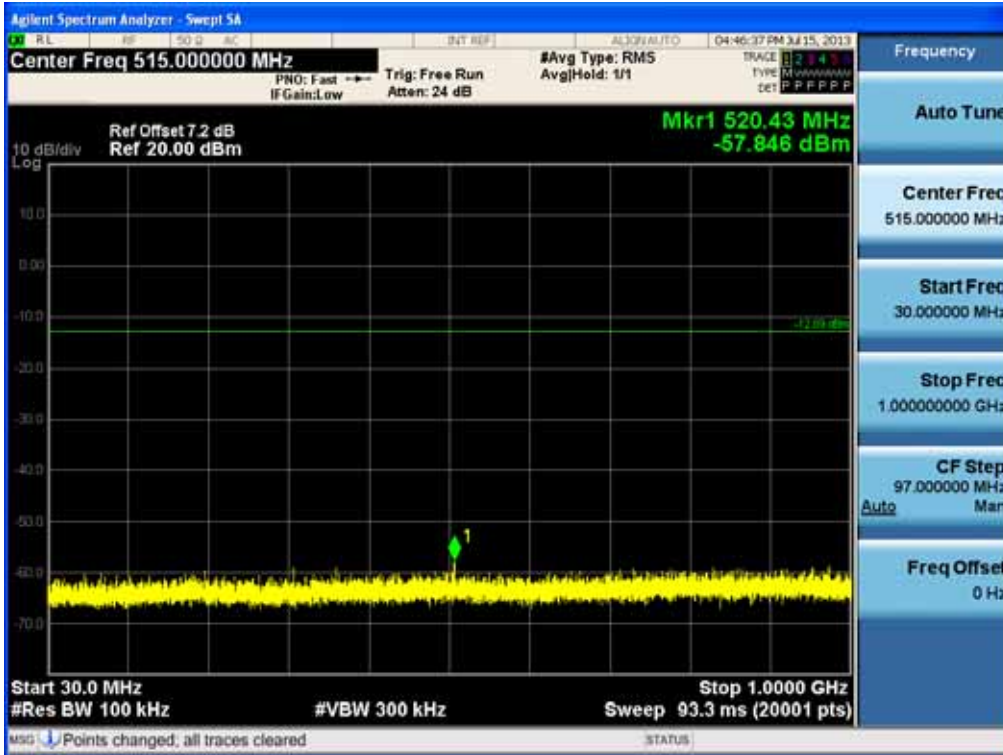


FCC PT.15.247 TEST REPORT	FCC CERTIFICATION REPORT		<a href="http://www.hct.co.kr">www.hct.co.kr</a>
Test Report No. HCTR1308FR01	Date of Issue: August 01, 2013	EUT Type: Cellular/PCS GSM/GPRS/EDGE/WCDMA/HSDPA/HSUPA Phone with Bluetooth, WLAN and NFC(Felica)	FCC ID: ZNFD605

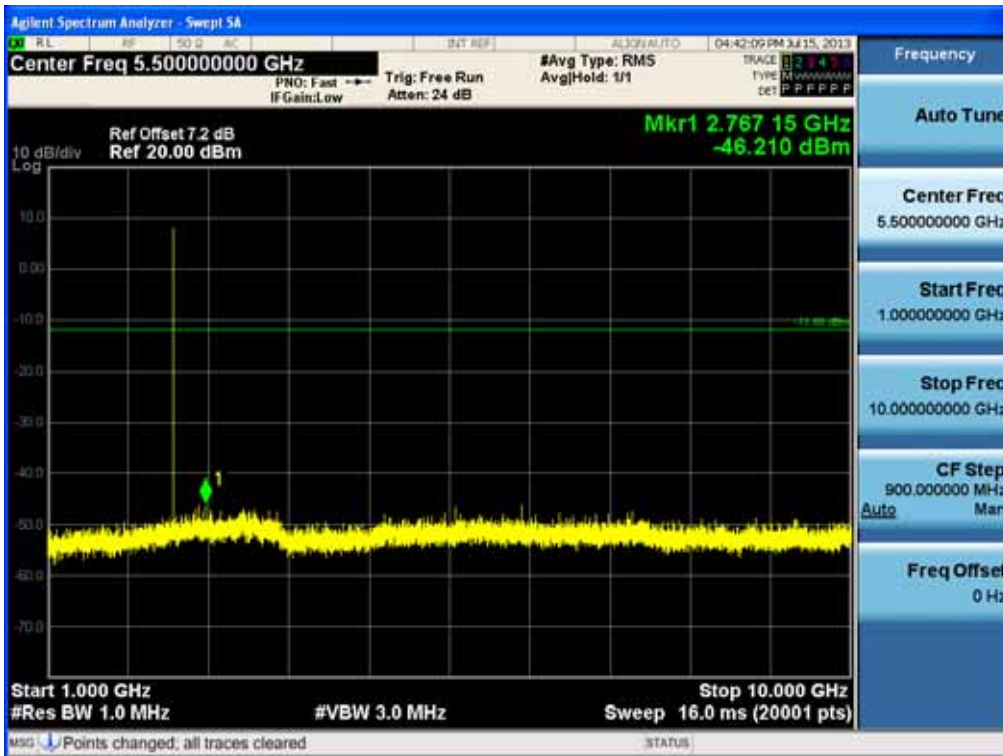




Test Plots ( $\pi/4$ DQPSK) - 30 MHz - 1 GHz (RBW:100 kHz, VBW: 300 kHz)  
Spurious Emission (High-CH)



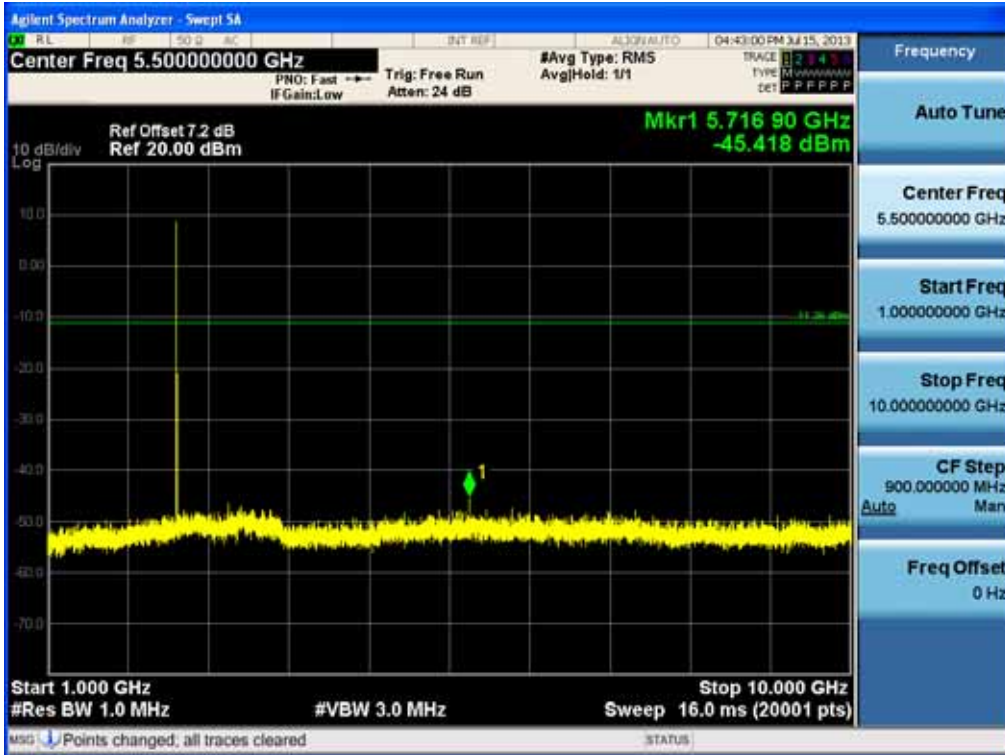
Test Plots (GFSK) - 1 GHz - 10 GHz (RBW:1 MHz, VBW: 3 MHz)  
Spurious Emission (Low-CH)



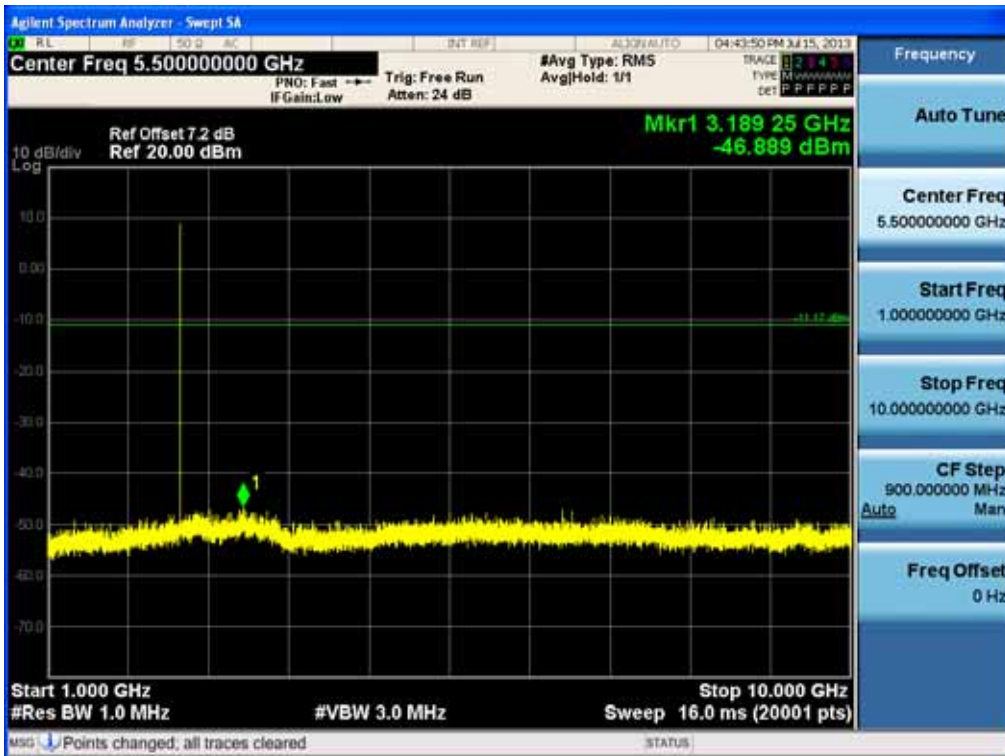
FCC PT.15.247 TEST REPORT	FCC CERTIFICATION REPORT		<a href="http://www.hct.co.kr">www.hct.co.kr</a>
Test Report No. HCTR1308FR01	Date of Issue: August 01, 2013	EUT Type: Cellular/PCS GSM/GPRS/EDGE/WCDMA/HSDPA/HSUPA Phone with Bluetooth, WLAN and NFC(Felica)	FCC ID: ZNFD605



Test Plots (GFSK) - 1 GHz - 10 GHz (RBW:1 MHz, VBW: 3 MHz)  
Spurious Emission (Mid-CH)



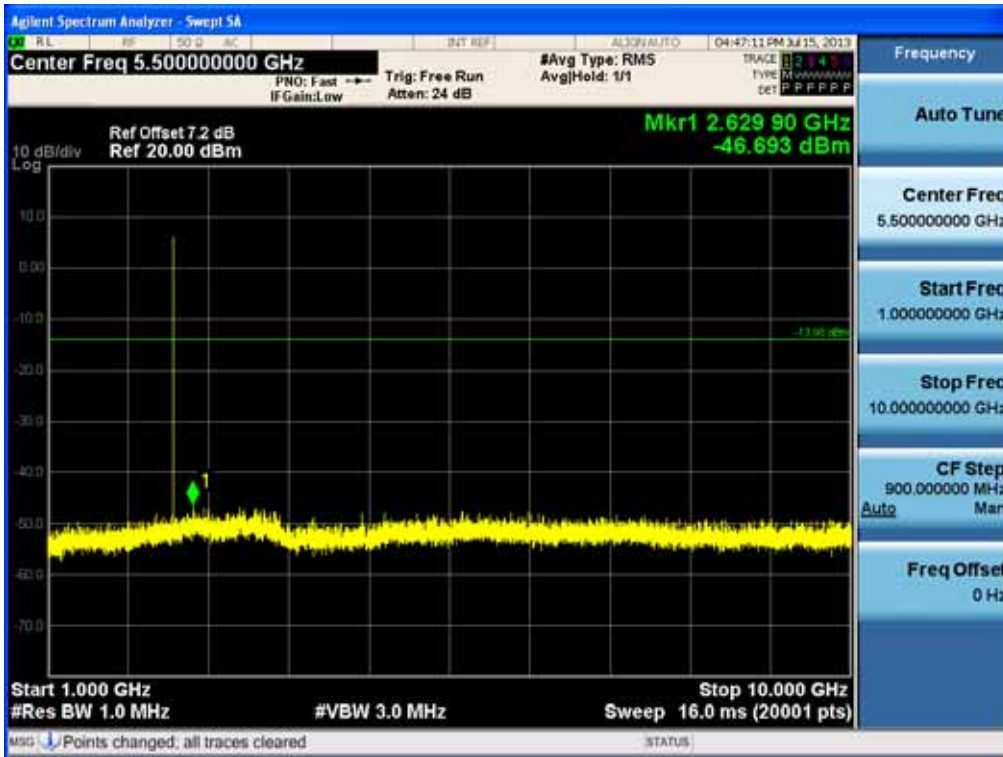
Test Plots (GFSK) - 1 GHz - 10 GHz (RBW:1 MHz, VBW: 3 MHz)  
Spurious Emission (High-CH)



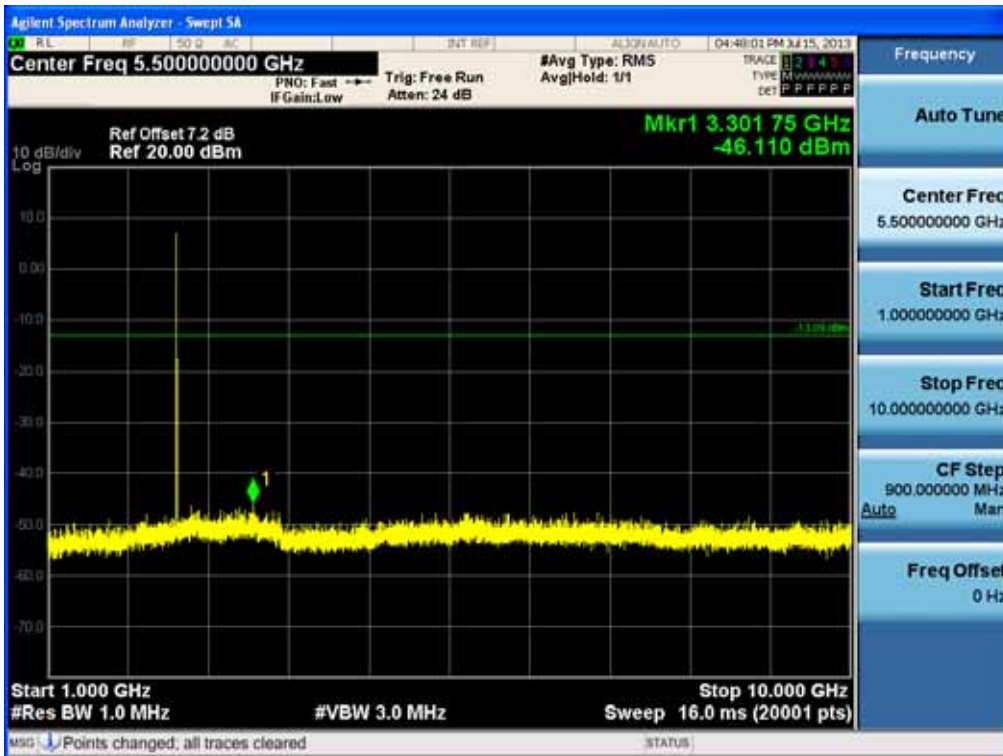
FCC PT.15.247 TEST REPORT	FCC CERTIFICATION REPORT		<a href="http://www.hct.co.kr">www.hct.co.kr</a>
Test Report No. HCTR1308FR01	Date of Issue: August 01, 2013	EUT Type: Cellular/PCS GSM/GPRS/EDGE/WCDMA/HSDPA/HSUPA Phone with Bluetooth, WLAN and NFC(Felica)	FCC ID: ZNF605



Test Plots (8DPSK) - 1 GHz - 10 GHz (RBW:1 MHz, VBW: 3 MHz)  
Spurious Emission (Low-CH)

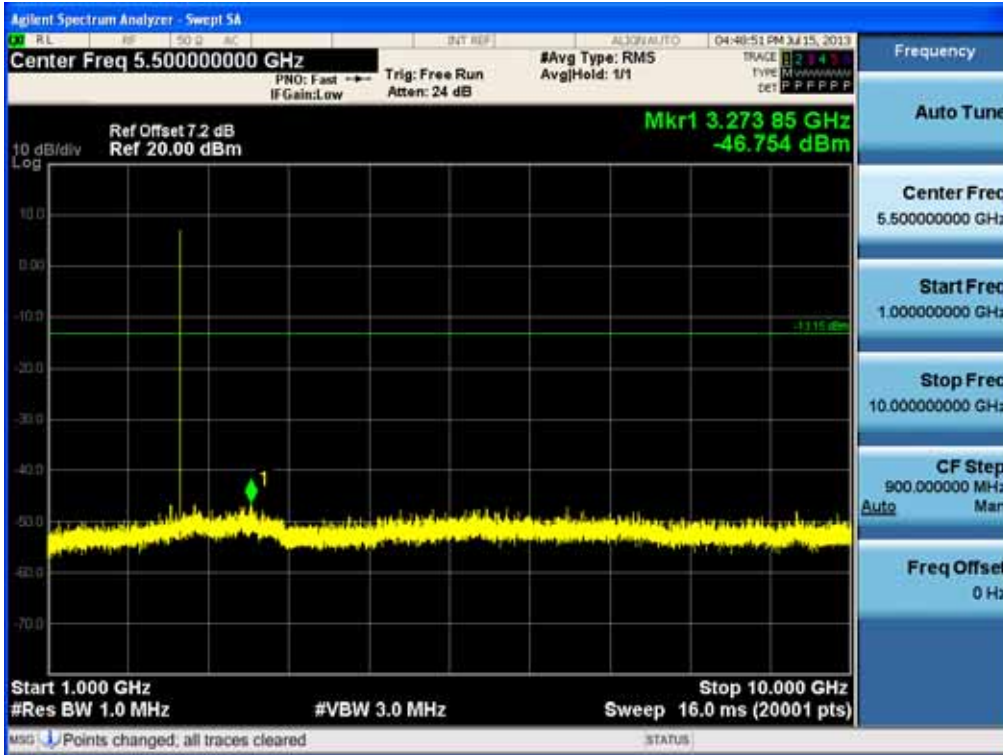


Test Plots (8DPSK) - 1 GHz - 10 GHz (RBW:1 MHz, VBW: 3 MHz)  
Spurious Emission (Mid-CH)

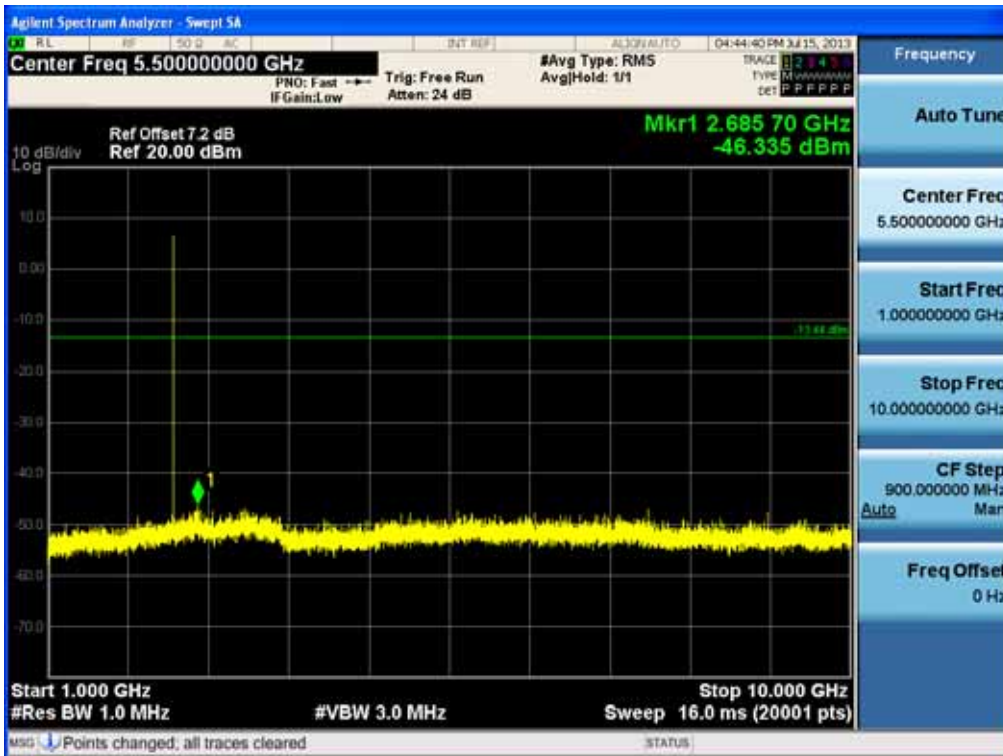


FCC PT.15.247 TEST REPORT	FCC CERTIFICATION REPORT		<a href="http://www.hct.co.kr">www.hct.co.kr</a>
Test Report No. HCTR1308FR01	Date of Issue: August 01, 2013	EUT Type: Cellular/PCS GSM/GPRS/EDGE/WCDMA/HSDPA/HSUPA Phone with Bluetooth, WLAN and NFC(Felica)	FCC ID: ZNF605

Test Plots (8DPSK) - 1 GHz - 10 GHz (RBW:1 MHz, VBW: 3 MHz)  
Spurious Emission (High-CH)

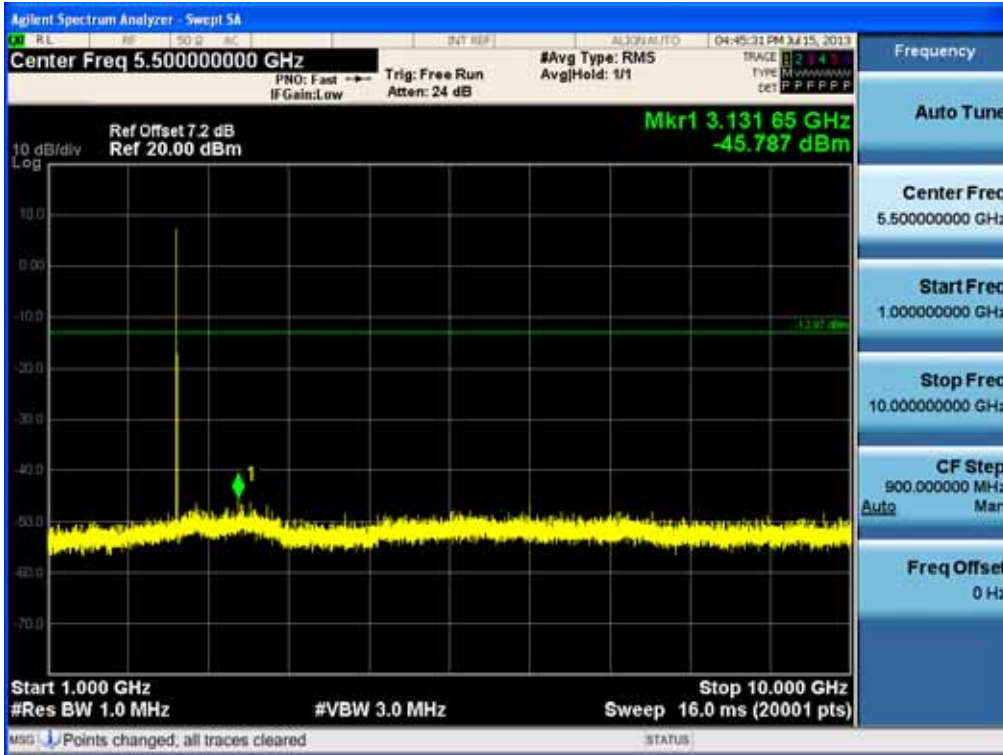


Test Plots ( $\pi/4$ DQPSK) - 1 GHz - 10 GHz (RBW:1 MHz, VBW: 3 MHz)  
Spurious Emission (Low-CH)

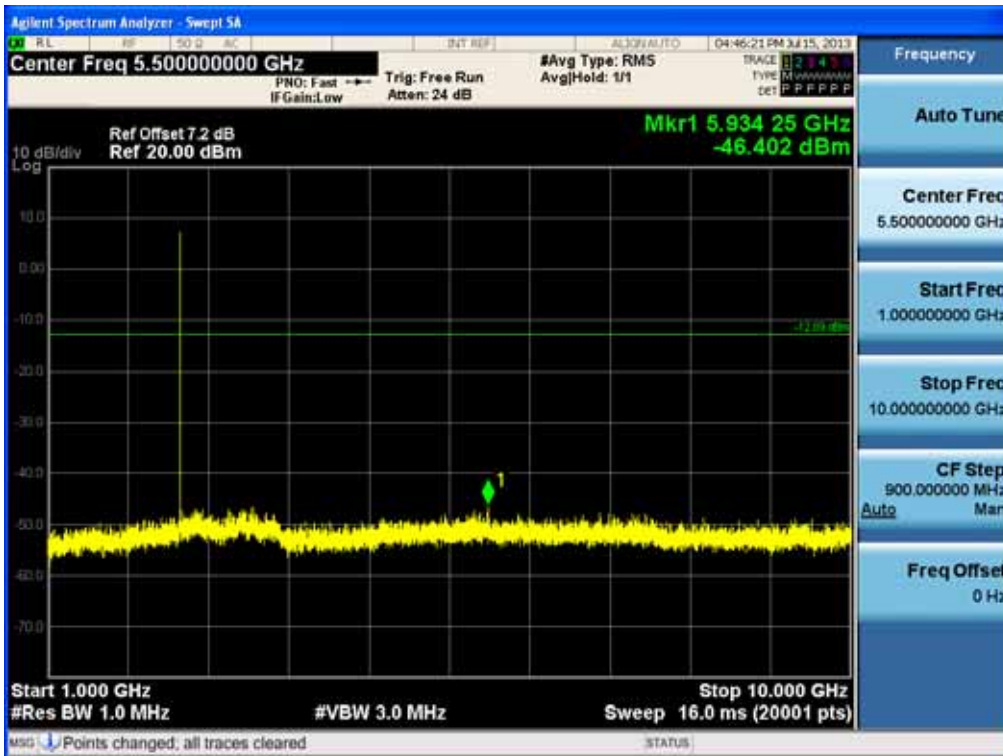




Test Plots ( $\pi/4$ DQPSK) - 1 GHz - 10 GHz (RBW:1 MHz, VBW: 3 MHz)  
Spurious Emission (Mid-CH)



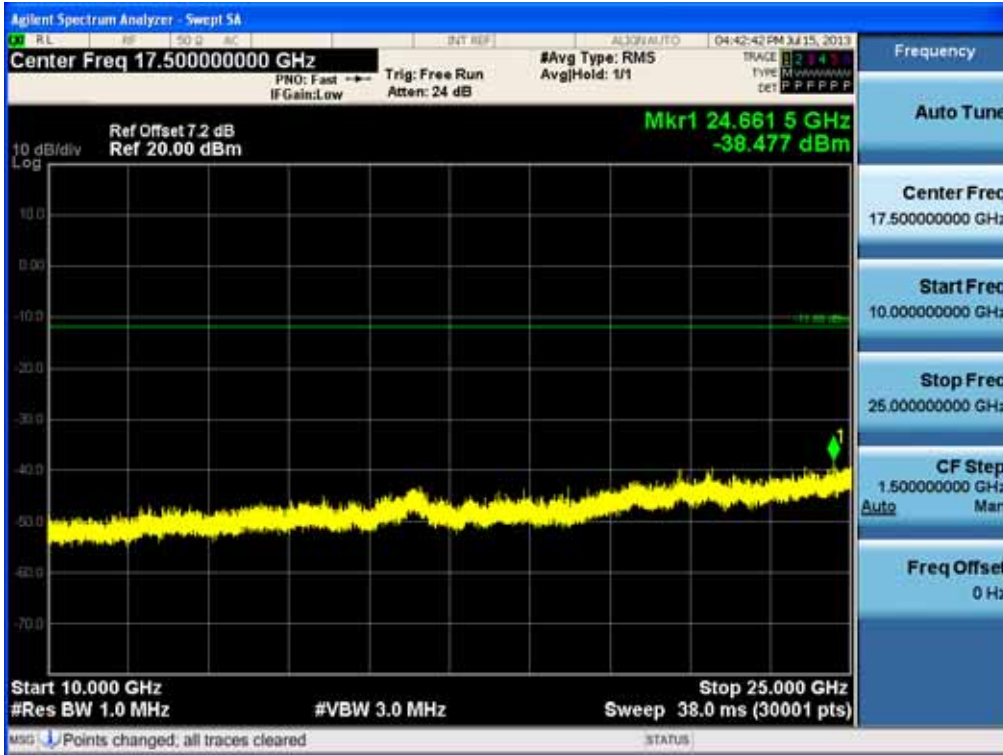
Test Plots ( $\pi/4$ DQPSK) - 1 GHz - 10 GHz (RBW:1 MHz, VBW: 3 MHz)  
Spurious Emission (High-CH)



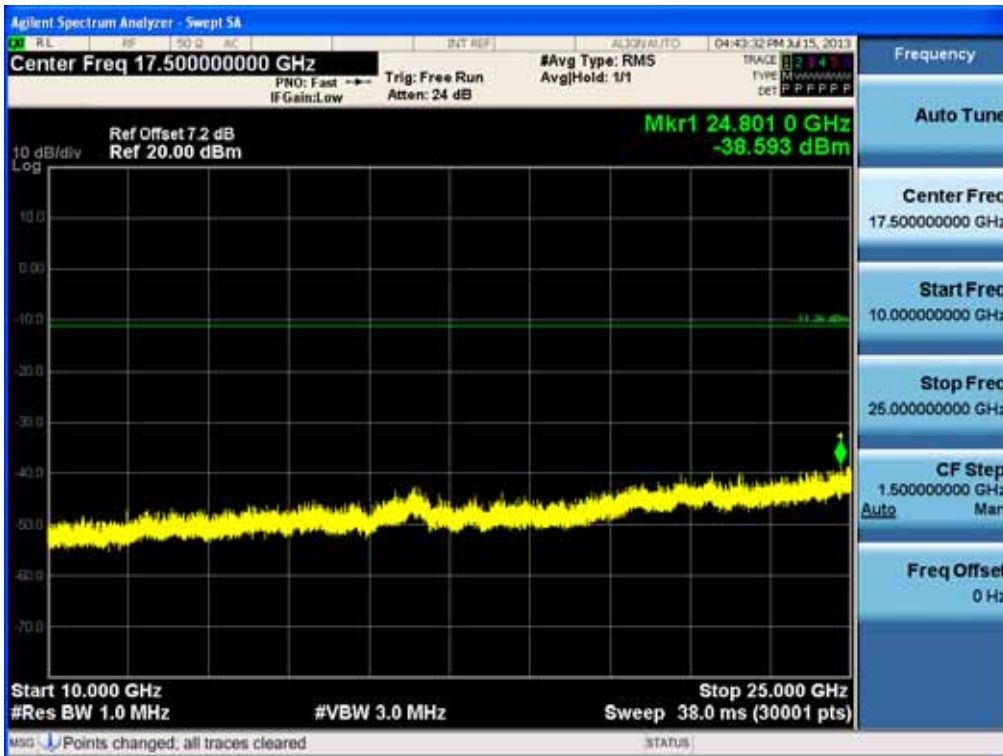
FCC PT.15.247 TEST REPORT	FCC CERTIFICATION REPORT		<a href="http://www.hct.co.kr">www.hct.co.kr</a>
Test Report No. HCTR1308FR01	Date of Issue: August 01, 2013	EUT Type: Cellular/PCS GSM/GPRS/EDGE/WCDMA/HSDPA/HSUPA Phone with Bluetooth, WLAN and NFC(Felica)	FCC ID: ZNFD605



Test Plots (GFSK) - 10 GHz - 25 GHz (RBW:1 MHz, VBW: 3 MHz)  
Spurious Emission (Low-CH)

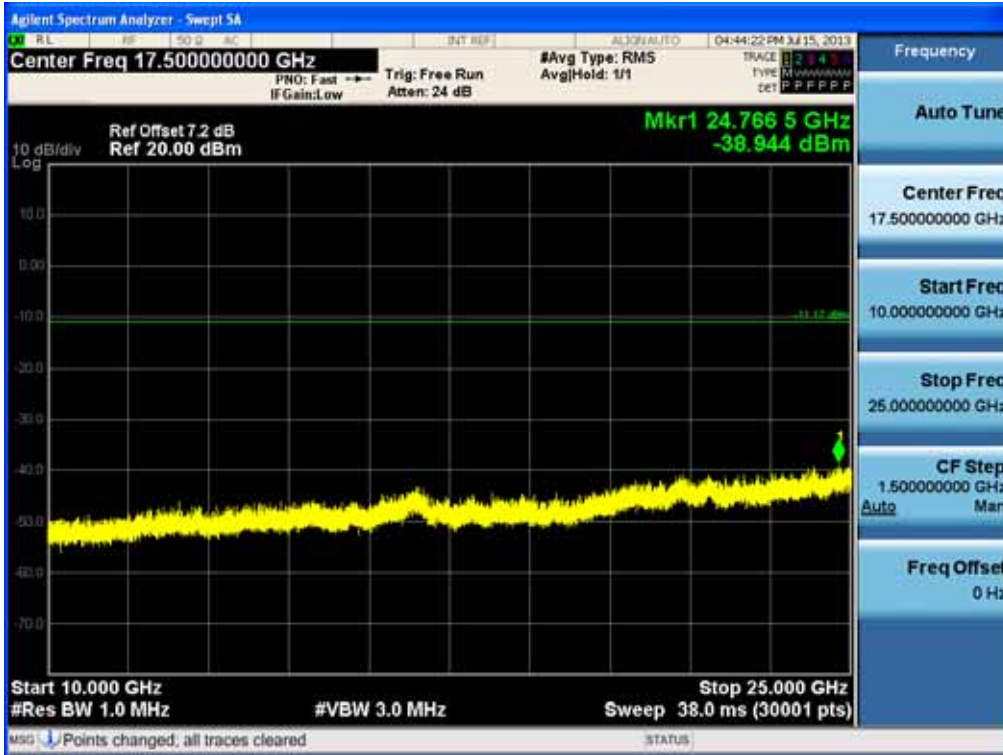


Test Plots (GFSK) - 10 GHz - 25 GHz (RBW:1 MHz, VBW: 3 MHz)  
Spurious Emission (Mid-CH)

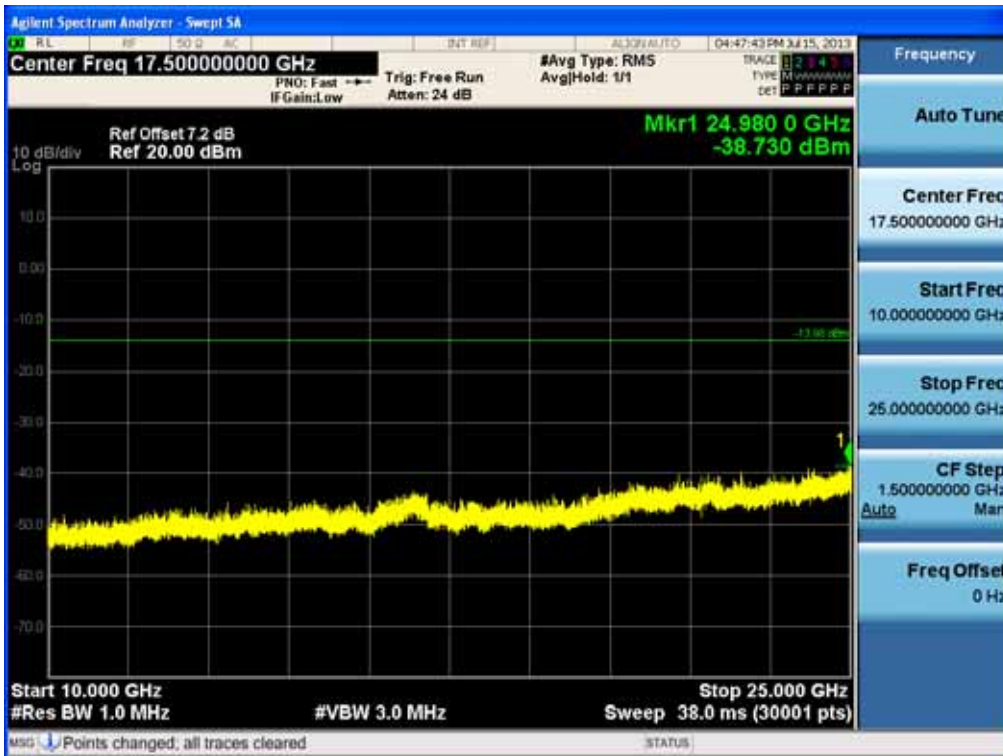


FCC PT.15.247 TEST REPORT		FCC CERTIFICATION REPORT		<a href="http://www.hct.co.kr">www.hct.co.kr</a>
Test Report No. HCTR1308FR01	Date of Issue: August 01, 2013	EUT Type: Cellular/PCS WLAN and NFC(Felica)	GSM/GPRS/EDGE/WCDMA/HSDPA/HSUPA Phone with Bluetooth,	FCC ID: ZNF605

Test Plots (GFSK) - 10 GHz - 25 GHz (RBW:1 MHz, VBW: 3 MHz)  
Spurious Emission (High-CH)



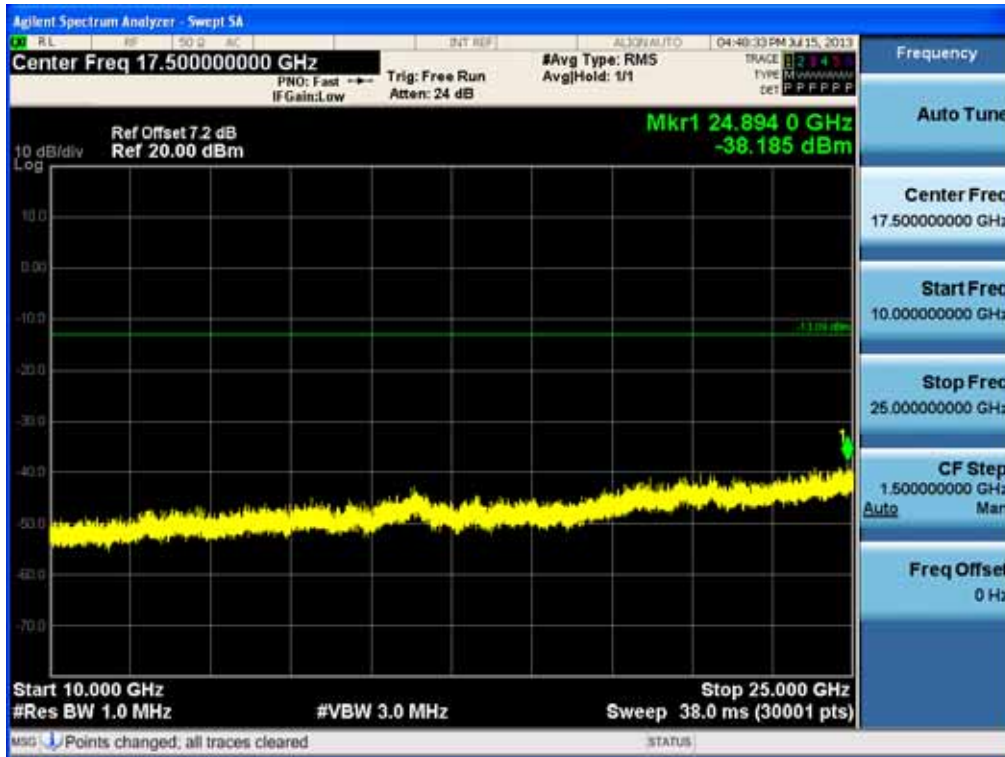
Test Plots (8DPSK) - 10 GHz - 25 GHz (RBW:1 MHz, VBW: 3 MHz)  
Spurious Emission (Low-CH)



FCC PT.15.247 TEST REPORT		FCC CERTIFICATION REPORT		<a href="http://www.hct.co.kr">www.hct.co.kr</a>
Test Report No. HCTR1308FR01	Date of Issue: August 01, 2013	EUT Type: Cellular/PCS WLAN and NFC(Felica)	GSM/GPRS/EDGE/WCDMA/HSDPA/HSUPA Phone with Bluetooth,	FCC ID: ZNFD605



Test Plots (8DPSK) - 10 GHz - 25 GHz (RBW:1 MHz, VBW: 3 MHz)  
Spurious Emission (Mid-CH)



Test Plots (8DPSK) - 10 GHz - 25 GHz (RBW:1 MHz, VBW: 3 MHz)  
Spurious Emission (High-CH)

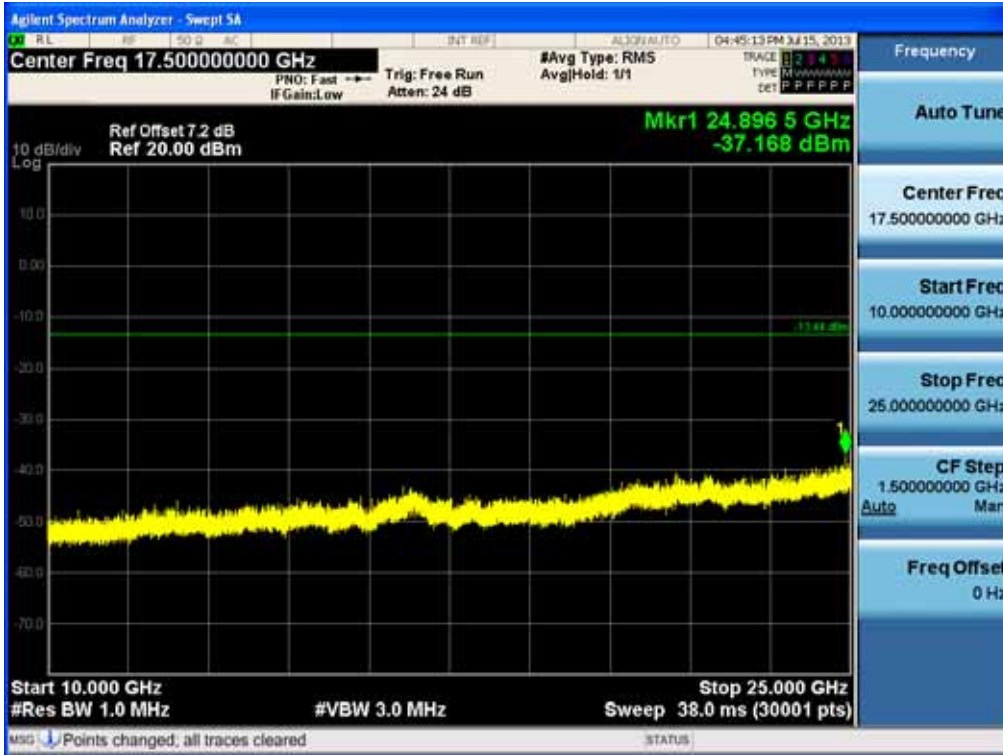


FCC PT.15.247 TEST REPORT	FCC CERTIFICATION REPORT		<a href="http://www.hct.co.kr">www.hct.co.kr</a>
Test Report No. HCTR1308FR01	Date of Issue: August 01, 2013	EUT Type: Cellular/PCS GSM/GPRS/EDGE/WCDMA/HSDPA/HSUPA Phone with Bluetooth, WLAN and NFC(Felica)	FCC ID: ZNFD605

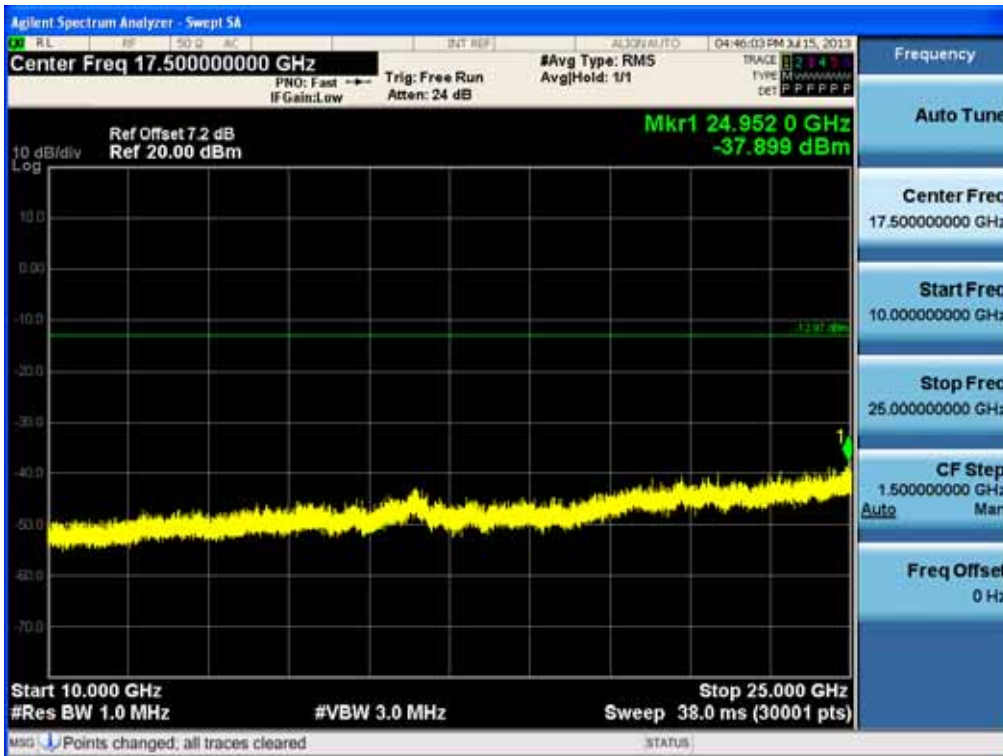




Test Plots ( $\pi/4$ DQPSK) - 10 GHz - 25 GHz (RBW:1 MHz, VBW: 3 MHz)  
Spurious Emission (Low-CH)



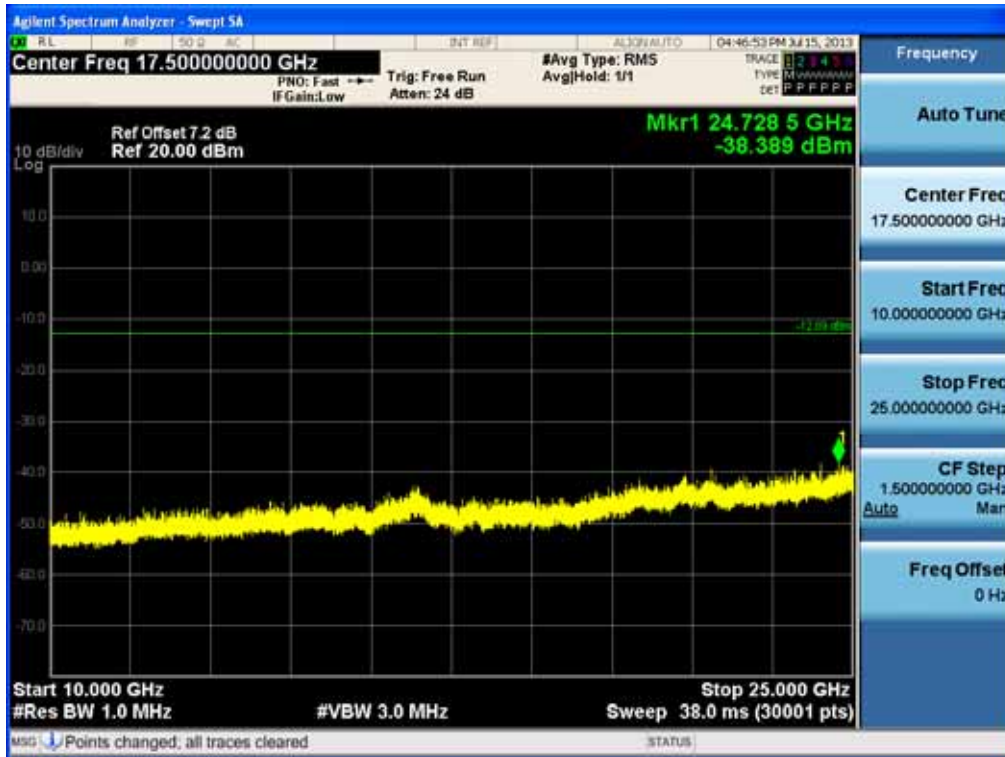
Test Plots ( $\pi/4$ DQPSK) - 10 GHz - 25 GHz (RBW:1 MHz, VBW: 3 MHz)  
Spurious Emission (Mid-CH)



FCC PT.15.247 TEST REPORT	FCC CERTIFICATION REPORT		<a href="http://www.hct.co.kr">www.hct.co.kr</a>
Test Report No. HCTR1308FR01	Date of Issue: August 01, 2013	EUT Type: Cellular/PCS GSM/GPRS/EDGE/WCDMA/HSDPA/HSUPA Phone with Bluetooth, WLAN and NFC(Felica)	FCC ID: ZNF605



Test Plots ( $\pi/4$ DQPSK) - 10 GHz - 25 GHz (RBW:1 MHz, VBW: 3 MHz)  
 Spurious Emission (High-CH)



FCC PT.15.247 TEST REPORT		FCC CERTIFICATION REPORT		<a href="http://www.hct.co.kr">www.hct.co.kr</a>
Test Report No. HCTR1308FR01	Date of Issue: August 01, 2013	EUT Type: Cellular/PCS GSM/GPRS/EDGE/WCDMA/HSDPA/HSUPA Phone with Bluetooth, WLAN and NFC(Felica)		FCC ID: ZNFD605



**8.6.2 RADIATED SPURIOUS EMISSIONS**

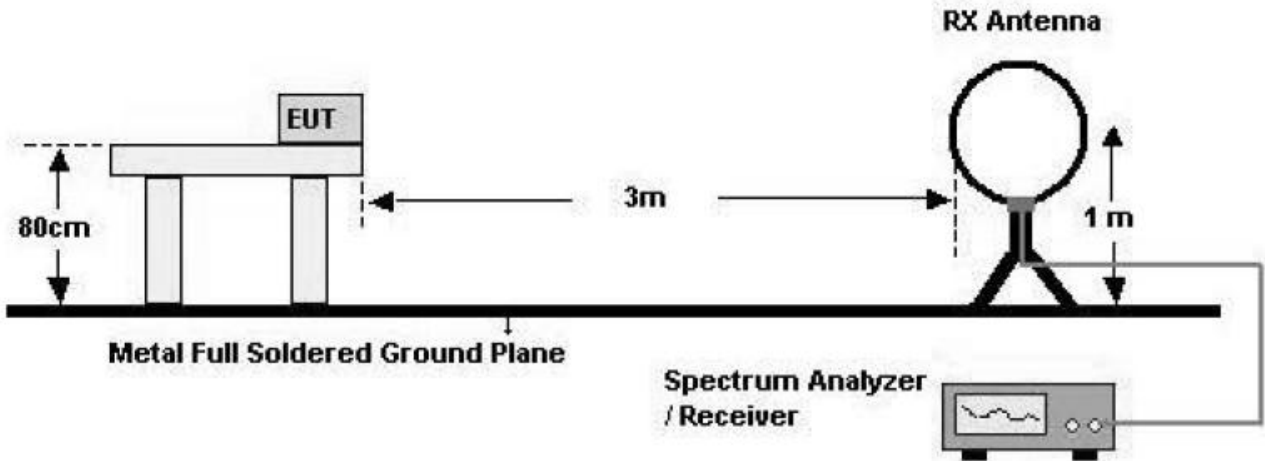
**LIMIT : §15.247(d), §15.205, §15.209**

1. 20dBc in any 100kHz bandwidth outside the operating frequency band. In case the emission fall within the restricted band specified on 15.205(a), then the 15.209(a) limit in the table below has to be followed.

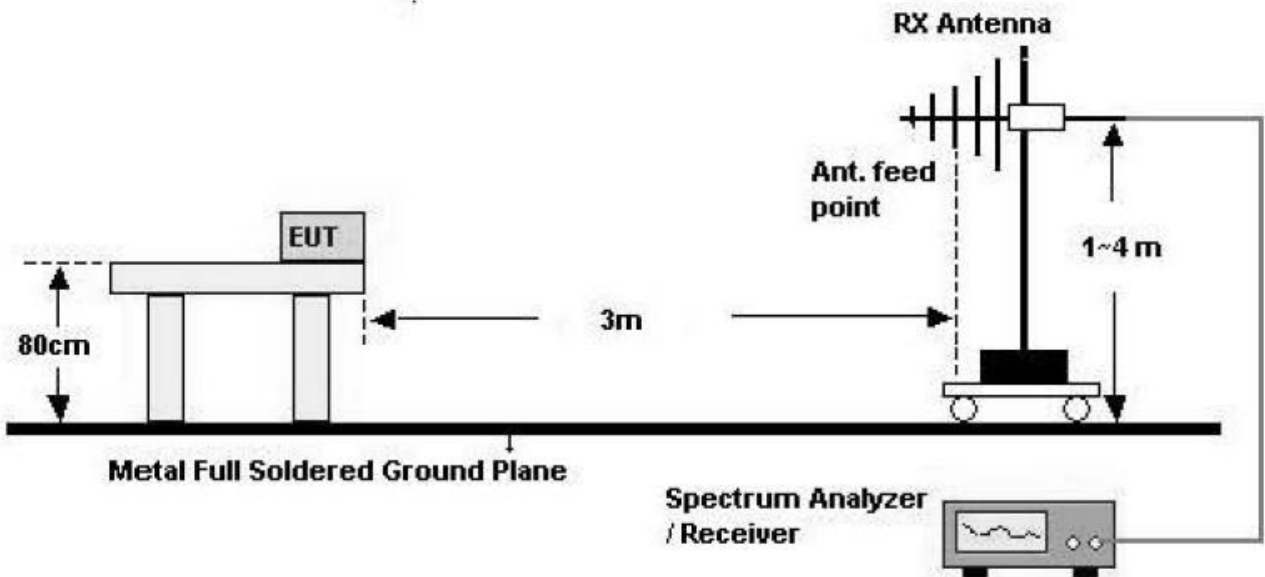
Frequency (MHz)	Field Strength (uV/m)	Measurement Distance (m)
0.009 – 0.490	2400/F(kHz)	300
0.490 – 1.705	24000/F(kHz)	30
1.705 – 30	30	30
30-88	100	3
88-216	150	3
216-960	200	3
Above 960	500	3

**Test Configuration**

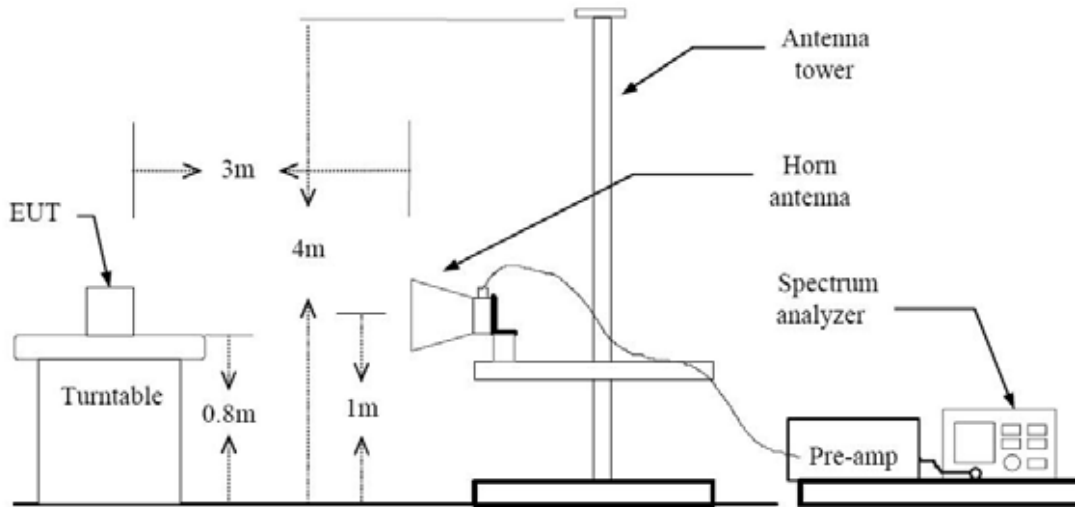
**Below 30 MHz**



**30 MHz - 1 GHz**



## Above 1 GHz



### TEST PROCEDURE

1. The EUT is placed on a turntable, which is 0.8 m above ground plane.
2. The turntable shall be rotated for 360 degrees to determine the position of maximum emission level.
3. EUT is set 3 m away from the receiving antenna, which is varied from 1m to 4m to find out the highest emissions.
4. Maximum procedure was performed on the six highest emissions to ensure EUT compliance.
5. And also, each emission was to be maximized by changing the polarization of receiving antenna both horizontal and vertical.
6. Repeat above procedures until the measurements for all frequencies are complete.
7. Spectrum Setting
  - a. Peak Setting 1 GHz – 26 GHz, RBW = 1 MHz, VBW = 1 MHz.
  - b. AV Setting 1 GHz – 26 GHz, RBW = 1 MHz, VBW = 1 kHz  $\geq 1/\tau$  Hz, where  $\tau$  = pulse width in seconds.

FCC PT.15.247 TEST REPORT		FCC CERTIFICATION REPORT		<a href="http://www.hct.co.kr">www.hct.co.kr</a>
Test Report No. HCTR1308FR01	Date of Issue: August 01, 2013	EUT Type: Cellular/PCS WLAN and NFC(Felica)	GSM/GPRS/EDGE/WCDMA/HSDPA/HSUPA Phone with Bluetooth,	FCC ID: ZNF0605



**TEST RESULTS**

**9 kHz – 30MHz**

**Operation Mode:** Normal Mode

Frequency	Reading	Ant. factor	Cable loss	Ant. POL	Total	Limit	Margin
MHz	dB $\mu$ V	dB /m	dB	(H/V)	dB $\mu$ V/m	dB $\mu$ V/m	dB
No Critical peaks found							

**Notes:**

1. Measuring frequencies from 9 kHz to the 30MHz.
2. The reading of emissions are attenuated more than 20 dB below the permissible limits or the field strength is too small to be measured.
3. Distance extrapolation factor = 40 log (specific distance / test distance) (dB)
4. Limit line = specific Limits (dBuV) + Distance extrapolation factor
5. This test is performed with hopping off.
6. We have done x, y, z planes in EUT and horizontal and vertical polarization in detecting antenna.



**TEST RESULTS**

**Below 1 GHz**

**Operation Mode:** Normal Mode

Frequency	Reading	Ant. factor	Cable loss	Ant. POL	Total	Limit	Margin
MHz	dB $\mu$ V	dB /m	dB	(H/V)	dB $\mu$ V/m	dB $\mu$ V/m	dB
No Critical peaks found							

**Notes:**

1. Measuring frequencies from 30 MHz to the 1 GHz.
2. Radiated emissions measured in frequency range from 30 MHz to 1000 MHz were made with an instrument using Quasi peak detector mode.
3. This test is performed with hopping off.
4. We have done x, y, z planes in EUT and horizontal and vertical polarization in detecting antenna.



**Above 1 GHz**

**Operation Mode: CH Low(GFSK)**

Frequency [MHz]	Reading DBuV	A.F+CL-AMP GAIN [dB]	ANT. POL [H/V]	Total [dBuV/m]	Limit [dBuV/m]	Margin [dB]	Detect
4804	51.57	-0.84	V	50.73	74	23.27	PK
4804	37.99	-0.84	V	37.15	54	16.85	AV
7206	49.79	9.15	V	58.94	74	15.06	PK
7206	36.09	9.15	V	45.24	54	8.76	AV
4804	51.37	-0.84	H	50.53	74	23.47	PK
4804	37.93	-0.84	H	37.09	54	16.91	AV
7206	49.78	9.15	H	58.93	74	15.07	PK
7206	36.04	9.15	H	45.19	54	8.81	AV

**Operation Mode: CH Low(8DPSK)**

Frequency [MHz]	Reading DBuV	A.F+CL-AMP GAIN [dB]	ANT. POL [H/V]	Total [dBuV/m]	Limit [dBuV/m]	Margin [dB]	Detect
4804	51.49	-0.84	V	50.65	74	23.35	PK
4804	37.82	-0.84	V	36.98	54	17.02	AV
7206	49.45	9.15	V	58.60	74	15.40	PK
7206	36.14	9.15	V	45.29	54	8.71	AV
4804	50.92	-0.84	H	50.08	74	23.92	PK
4804	37.82	-0.84	H	36.98	54	17.02	AV
7206	48.94	9.15	H	58.09	74	15.91	PK
7206	35.87	9.15	H	45.02	54	8.98	AV





**Operation Mode:** CH Low( $\pi/4$ DQPSK)

Frequency [MHz]	Reading DBuV	A.F+CL-AMP GAIN [dB]	ANT. POL [H/V]	Total [dBuV/m]	Limit [dBuV/m]	Margin [dB]	Detect
4804	50.81	-0.84	V	49.97	74	24.03	PK
4804	37.94	-0.84	V	37.10	54	16.90	AV
7206	48.84	9.15	V	57.99	74	16.01	PK
7206	35.95	9.15	V	45.10	54	8.90	AV
4804	51.38	-0.84	H	50.54	74	23.46	PK
4804	37.75	-0.84	H	36.91	54	17.09	AV
7206	49.10	9.15	H	58.25	74	15.75	PK
7206	35.90	9.15	H	45.05	54	8.95	AV

A:F: ANTENNA FACTOR

C:L: CABLE LOSS

AMP GAIN: AMPLIFIER GAIN

**Notes:**

1. Measuring frequencies from 1 GHz to the 10th harmonic of highest fundamental frequency.
2. Measurements above show only up to 6 maximum emissions noted, or would be lesser if no specific emissions from the EUT are recorded (ie: margin > 20 dB from the applicable limit) and considered that's already beyond the background noise floor.
3. Radiated emissions measured in frequency above 1000 MHz were made with an instrument using Peak detector mode and average detector mode of the emission shown in Actual FS column.
4. Total = Reading Value + Antenna Factor + Cable Loss - Amp Gain
5. Spectrum setting:
  - a. Peak Setting 1 GHz – 26 GHz, RBW = 1 MHz, VBW = 1 MHz.
  - b. AV Setting 1 GHz – 26 GHz, RBW = 1 MHz, VBW = 1 kHz  $\geq 1/\tau$  Hz, where  $\tau$  = pulse width in seconds.  
We performed using a reduced video BW method was done with the analyzer in linear mode.
6. We have done Normal Mode and EDR Mode test.
7. This test is performed with hopping off.
8. We have done x, y, z planes in EUT and horizontal and vertical polarization in detecting antenna.

<b>FCC PT.15.247 TEST REPORT</b>	<b>FCC CERTIFICATION REPORT</b>		<a href="http://www.hct.co.kr">www.hct.co.kr</a>
Test Report No. HCTR1308FR01	Date of Issue: August 01, 2013	EUT Type: Cellular/PCS GSM/GPRS/EDGE/WCDMA/HSDPA/HSUPA Phone with Bluetooth, WLAN and NFC(Felica)	FCC ID: ZNF605

**Operation Mode: CH Mid(GFSK)**

Frequency [MHz]	Reading dBuV	A.F+CL-AMP GAIN [dB]	ANT. POL [H/V]	Total [dBuV/m]	Limit [dBuV/m]	Margin [dB]	Detect
4882	50.49	-0.37	V	50.12	74	23.88	PK
4882	37.17	-0.37	V	36.80	54	17.20	AV
7323	49.05	8.72	V	57.77	74	16.24	PK
7323	35.44	8.72	V	44.16	54	9.85	AV
4882	50.40	-0.37	H	50.03	74	23.97	PK
4882	36.90	-0.37	H	36.53	54	17.47	AV
7323	49.67	8.72	H	58.39	74	15.62	PK
7323	35.38	8.72	H	44.10	54	9.91	AV

**Operation Mode: CH Mid(8DPSK)**

Frequency [MHz]	Reading DBuV	A.F+CL-AMP GAIN [dB]	ANT. POL [H/V]	Total [dBuV/m]	Limit [dBuV/m]	Margin [dB]	Detect
4882	49.79	-0.37	V	49.42	74	24.58	PK
4882	36.88	-0.37	V	36.51	54	17.49	AV
7323	48.92	8.72	V	57.64	74	16.37	PK
7323	35.51	8.72	V	44.23	54	9.78	AV
4882	50.60	-0.37	H	50.23	74	23.77	PK
4882	36.72	-0.37	H	36.35	54	17.65	AV
7323	48.89	8.72	H	57.61	74	16.40	PK
7323	35.43	8.72	H	44.15	54	9.86	AV



**Operation Mode:** CH Mid( $\pi/4$ DQPSK)

Frequency [MHz]	Reading DBuV	A.F+CL-AMP GAIN [dB]	ANT. POL [H/V]	Total [dBuV/m]	Limit [dBuV/m]	Margin [dB]	Detect
4882	50.28	-0.37	V	49.91	74	24.09	PK
4882	36.74	-0.37	V	36.37	54	17.63	AV
7323	49.66	8.72	V	58.38	74	15.63	PK
7323	35.54	8.72	V	44.26	54	9.75	AV
4882	49.94	-0.37	H	49.57	74	24.43	PK
4882	36.74	-0.37	H	36.37	54	17.63	AV
7323	48.57	8.72	H	57.29	74	16.72	PK
7323	35.56	8.72	H	44.28	54	9.72	AV

A:F: ANTENNA FACTOR

C:L: CABLE LOSS

AMP GAIN: AMPLIFIER GAIN

**Notes:**

1. Measuring frequencies from 1 GHz to the 10th harmonic of highest fundamental frequency.
2. Measurements above show only up to 6 maximum emissions noted, or would be lesser if no specific emissions from the EUT are recorded (ie: margin > 20 dB from the applicable limit) and considered that's already beyond the background noise floor.
3. Radiated emissions measured in frequency above 1000 MHz were made with an instrument using Peak detector mode and average detector mode of the emission shown in Actual FS column.
4. Total = Reading Value + Antenna Factor + Cable Loss - Amp Gain
5. Spectrum setting:
  - a. Peak Setting 1 GHz – 26 GHz, RBW = 1 MHz, VBW = 1 MHz.
  - b. AV Setting 1 GHz – 26 GHz, RBW = 1 MHz, VBW = 1 kHz  $\geq 1/\tau$  Hz, where  $\tau$  = pulse width in seconds.  
We performed using a reduced video BW method was done with the analyzer in linear mode.
6. We have done Normal Mode and EDR Mode test.
7. This test is performed with hopping off.
8. We have done x, y, z planes in EUT and horizontal and vertical polarization in detecting antenna.

<b>FCC PT.15.247 TEST REPORT</b>	<b>FCC CERTIFICATION REPORT</b>		<a href="http://www.hct.co.kr">www.hct.co.kr</a>
Test Report No. HCTR1308FR01	Date of Issue: August 01, 2013	EUT Type: Cellular/PCS GSM/GPRS/EDGE/WCDMA/HSDPA/HSUPA WLAN and NFC(Felica) Phone with Bluetooth,	FCC ID: ZNF605



**Operation Mode: CH High(GFSK)**

Frequency [MHz]	Reading dBuV	A.F+CL-AMP GAIN [dB]	ANT. POL [H/V]	Total [dBuV/m]	Limit [dBuV/m]	Margin [dB]	Detect
4960	49.30	0.50	V	49.80	74	24.20	PK
4960	35.85	0.50	V	36.35	54	17.65	AV
7440	49.99	8.95	V	58.94	74	15.06	PK
7440	36.62	8.95	V	45.57	54	8.43	AV
4960	49.04	0.50	H	49.54	74	24.46	PK
4960	35.86	0.50	H	36.36	54	17.64	AV
7440	50.25	8.95	H	59.20	74	14.80	PK
7440	36.54	8.95	H	45.49	54	8.51	AV

**Operation Mode: CH High(8DPSK)**

Frequency [MHz]	Reading DBuV	A.F+CL-AMP GAIN [dB]	ANT. POL [H/V]	Total [dBuV/m]	Limit [dBuV/m]	Margin [dB]	Detect
4960	48.86	0.50	V	49.36	74	24.64	PK
4960	35.87	0.50	V	36.37	54	17.63	AV
7440	49.29	8.95	V	58.24	74	15.76	PK
7440	36.48	8.95	V	45.43	54	8.57	AV
4960	49.17	0.50	H	49.67	74	24.33	PK
4960	35.71	0.50	H	36.21	54	17.79	AV
7440	49.94	8.95	H	58.89	74	15.11	PK
7440	36.46	8.95	H	45.41	54	8.59	AV



**Operation Mode:** CH High ( $\pi/4$ DQPSK)

Frequency [MHz]	Reading DBuV	A.F+CL-AMP GAIN [dB]	ANT. POL [H/V]	Total [dBuV/m]	Limit [dBuV/m]	Margin [dB]	Detect
4960	49.43	0.50	V	49.93	74	24.07	PK
4960	35.81	0.50	V	36.31	54	17.69	AV
7440	50.02	8.95	V	58.97	74	15.03	PK
7440	36.65	8.95	V	45.60	54	8.40	AV
4960	48.95	0.50	H	49.45	74	24.55	PK
4960	35.65	0.50	H	36.15	54	17.85	AV
7440	49.79	8.95	H	58.74	74	15.26	PK
7440	36.58	8.95	H	45.53	54	8.47	AV

A:F: ANTENNA FACTOR

C:L: CABLE LOSS

AMP GAIN: AMPLIFIER GAIN

**Notes:**

1. Measuring frequencies from 1 GHz to the 10th harmonic of highest fundamental frequency.
2. Measurements above show only up to 6 maximum emissions noted, or would be lesser if no specific emissions from the EUT are recorded (ie: margin > 20 dB from the applicable limit) and considered that's already beyond the background noise floor.
3. Radiated emissions measured in frequency above 1000 MHz were made with an instrument using Peak detector mode and average detector mode of the emission shown in Actual FS column.
4. Total = Reading Value + Antenna Factor + Cable Loss - Amp Gain
5. Spectrum setting:
  - a. Peak Setting 1 GHz – 26 GHz, RBW = 1 MHz, VBW = 1 MHz.
  - b. AV Setting 1 GHz – 26 GHz, RBW = 1 MHz, VBW = 1 kHz  $\geq 1/\tau$  Hz, where  $\tau$  = pulse width in seconds.  
We performed using a reduced video BW method was done with the analyzer in linear mode.
6. We have done Normal Mode and EDR Mode test.
7. This test is performed with hopping off.
8. We have done x, y, z planes in EUT and horizontal and vertical polarization in detecting antenna.

<b>FCC PT.15.247 TEST REPORT</b>	<b>FCC CERTIFICATION REPORT</b>		<a href="http://www.hct.co.kr">www.hct.co.kr</a>
Test Report No. HCTR1308FR01	Date of Issue: August 01, 2013	EUT Type: Cellular/PCS GSM/GPRS/EDGE/WCDMA/HSDPA/HSUPA Phone with Bluetooth, WLAN and NFC(Felica)	FCC ID: ZNF605



**8.6.3 RADIATED RESTRICTED BAND EDGES**

**Test Requirements and limit, §15.247(d), §15.205, §15.209**

In any 100 kHz bandwidth outside the frequency band in which the spread spectrum is operating, the radio frequency power that is produced by the intentional radiator shall be at least 20 dB below that in the 100 kHz bandwidth within the band that contains the highest level of the desired power, based on either an RF conducted or a radiated measurement. Attenuation below the general limits specified in Section 15.209(a) is not required. In addition, radiated emissions which fall in the restricted bands, as defined in Section 15.205(a), must also comply with the radiated emission limits specified in section 15.209(a) (See section 15.205(c)).

Operation Mode Normal(GFSK)  
 Operating Frequency 2402 MHz  
 Channel No CH 0

Frequency [MHz]	Reading dBuV	A.F+CL [dB]	ANT. POL [H/V]	Total [dBuV/m]	Limit [dBuV/m]	Margin [dB]	Detect
2390.0	25.57	33.90	H	59.47	74	14.53	PK
2390.0	11.80	33.90	H	45.70	54	8.30	AV
2390.0	24.44	33.90	V	58.34	74	15.66	PK
2390.0	11.77	33.90	V	45.67	54	8.33	AV

Operation Mode EDR(8DPSK)  
 Operating Frequency 2402 MHz  
 Channel No CH 0

Frequency [MHz]	Reading dBuV	A.F+CL [dB]	ANT. POL [H/V]	Total [dBuV/m]	Limit [dBuV/m]	Margin [dB]	Detect
2390.0	25.09	33.90	H	58.99	74	15.01	PK
2390.0	11.75	33.90	H	45.65	54	8.35	AV
2390.0	24.78	33.90	V	58.68	74	15.32	PK
2390.0	11.85	33.90	V	45.75	54	8.25	AV



Operation Mode EDR( $\pi/4$ DQPSK)  
 Operating Frequency 2402 MHz  
 Channel No CH 0

Frequency [MHz]	Reading dBuV	A.F+CL [dB]	ANT. POL [H/V]	Total [dBuV/m]	Limit [dBuV/m]	Margin [dB]	Detect
2390.0	24.27	33.90	H	58.17	74	15.83	PK
2390.0	11.87	33.90	H	45.77	54	8.23	AV
2390.0	24.94	33.90	V	58.84	74	15.16	PK
2390.0	11.69	33.90	V	45.59	54	8.41	AV

A.F: ANTENNA FACTOR

C.L: CABLE LOSS

**Notes:**

- 1.. Frequency range of measurement = 2310 MHz ~ 2390 MHz
2. Total = Fundamental Reading Value + Antenna Factor + Cable Loss
3. Spectrum setting:
  - a. Peak Setting 1 GHz – 26 GHz, RBW = 1 MHz, VBW = 1 MHz.
  - b. AV Setting 1 GHz – 26 GHz, RBW = 1 MHz, VBW = 1 kHz  $\geq 1/\tau$  Hz, where  $\tau$  = pulse width in seconds.  
 We performed using a reduced video BW method was done with the analyzer in linear mode.
4. We have done Normal Mode and EDR Mode.
5. This test is performed with hopping off.
6. We have done x, y, z planes in EUT and horizontal and vertical polarization in detecting antenna

FCC PT.15.247 TEST REPORT		FCC CERTIFICATION REPORT		<a href="http://www.hct.co.kr">www.hct.co.kr</a>
Test Report No. HCTR1308FR01	Date of Issue: August 01, 2013	EUT Type: Cellular/PCS GSM/GPRS/EDGE/WCDMA/HSDPA/HSUPA Phone with Bluetooth, WLAN and NFC(Felica)		FCC ID: ZNFD605



Operation Mode Normal(GFSK)  
 Operating Frequency 2480 MHz  
 Channel No CH 78

Frequency [MHz]	Reading dBuV	A.F.+CL [dB]	Ant. Pol. [H/V]	Duty Cycle Correction [dB]	Total [dBuV/m]	Limit [dBuV/m]	Margin [dB]	Detect
2483.5	35.19	33.99	H	0	69.18	74	4.82	PK
2483.5	32.47	33.99	H	-24.76	41.70	54	12.30	AV
2483.5	34.88	33.99	V	0	68.87	74	5.13	PK
2483.5	32.13	33.99	V	-24.76	41.36	54	12.64	AV

Operation Mode EDR(8DPSK)  
 Operating Frequency 2480 MHz  
 Channel No CH 78

Frequency [MHz]	Reading dBuV	A.F.+CL [dB]	Ant. Pol. [H/V]	Duty Cycle Correction [dB]	Total [dBuV/m]	Limit [dBuV/m]	Margin [dB]	Detect
2483.5	33.53	33.99	H	0	67.52	74	6.48	PK
2483.5	28.70	33.99	H	-24.76	37.93	54	16.07	AV
2483.5	33.34	33.99	V	0	67.33	74	6.67	PK
2483.5	28.22	33.99	V	-24.76	37.45	54	16.55	AV





Operation Mode	EDR( $\pi$ /4DQPSK)
Operating Frequency	2480 MHz
Channel No	CH 78

Frequency [MHz]	*Fund. Reading dBuV	A.F.+CL [dB]	Ant. Pol. [H/V]	Duty Cycle Correction [dB]	Total [dBuV/m]	Limit [dBuV/m]	Margin [dB]	Detect
2483.5	33.63	33.99	H	0	67.62	74	6.38	PK
2483.5	28.56	33.99	H	-24.76	37.79	54	16.21	AV
2483.5	33.02	33.99	V	0	67.01	74	6.99	PK
2483.5	28.19	33.99	V	-24.76	37.42	54	16.58	AV

A:F: ANTENNA FACTOR

C:L: CABLE LOSS

AMP GAIN: AMPLIFIER GAIN

#### Notes:

- Frequency range of measurement = 2483.5 MHz ~ 2500 MHz
- Total = Fundamental Reading Value + Antenna Factor + Cable Loss – Delta Value + Duty Cycle Correction Factor
- Spectrum setting:
  - Peak Setting 1 GHz – 26 GHz, RBW = 1 MHz, VBW = 1 MHz.
  - AV Setting 1 GHz – 26 GHz, RBW = 1 MHz, VBW = 1 kHz  $\geq 1/\tau$  Hz, where  $\tau$  = pulse width in seconds.  
We performed using a reduced video BW method was done with the analyzer in linear mode.
- FYI : Duty Cycle Correction Factor (79 channel hopping)
  - Time to cycle through all channels=  $\Delta t = \tau$  [ms] x 79 channels = 228.468 ms, where  $\tau$  = pulse width
  - $100 \text{ ms} / \Delta t$  [ms] =  $H \rightarrow$  Round up to next highest integer,  $H' = 1$
  - Worst Case Dwell Time =  $\tau$  [ms] x  $H' = 2.892$  ms
  - Duty Cycle Correction =  $20\log(\text{Worst Case Dwell Time} / 100\text{ms})$  dB = -30.776 dB
- Duty Cycle Correction Factor(AFH mode – minimum channel number case - 20 channels)
  - Time to cycle through all channels=  $\Delta t = \tau$  [ms] x 20 channels = 57.84 ms, where  $\tau$  = pulse width
  - $100 \text{ ms} / \Delta t$  [ms] =  $H \rightarrow$  Round up to next highest integer,  $H' = 2$
  - Worst Case Dwell Time =  $\tau$  [ms] x  $H' = 5.784$  ms
  - Duty Cycle Correction(AFH) =  $20\log(\text{Worst Case Dwell Time} / 100\text{ms})$  dB = -24.7554 dB
  - We applied DCCF in the test result which hopping channel number is 20.
- We have done Normal Mode, EDR Mode.
- This test is performed with hopping off.
- We have done x, y, z planes in EUT and horizontal and vertical polarization in detecting antenna.

<b>FCC PT.15.247 TEST REPORT</b>	<b>FCC CERTIFICATION REPORT</b>		<a href="http://www.hct.co.kr">www.hct.co.kr</a>
Test Report No. HCTR1308FR01	Date of Issue: August 01, 2013	EUT Type: Cellular/PCS GSM/GPRS/EDGE/WCDMA/HSDPA/HSUPA Phone with Bluetooth, WLAN and NFC(Felica)	FCC ID: ZNF605



## 8.7 POWERLINE CONDUCTED EMISSIONS

### LIMIT

For an intentional radiator which is designed to be connected to the public utility (AC) power line, the radio frequency voltage that is conducted back onto the AC power line on any frequency or frequencies within the band 150 kHz to 30 MHz shall not exceed 250 microvolt (The limit decreases linearly with the logarithm of the frequency in the range 0.15 MHz to 0.50 MHz). The limits at specific frequency range is listed as follows:

Frequency Range (MHz)	Limits (dB $\mu$ V)	
	Quasi-peak	Average
0.15 to 0.50	66 to 56	56 to 46
0.50 to 5	56	46
5 to 30	60	50

Compliance with this provision shall be based on the measurement of the radio frequency voltage between each power line (LINE and NEUTRAL) and ground at the power terminals.

### Test Configuration

See test photographs attached in Appendix 1 for the actual connections between EUT and support equipment.

### TEST PROCEDURE

1. The EUT is placed on a wooden table 80 cm above the reference ground plane.
2. The EUT is connected via LISN to a test power supply.
3. The measurement results are obtained as described below:
4. Detectors – Quasi Peak and Average Detector.
5. This test is performed with hopping off and 1Mbps (DH5) data rate of No.39 channel.

FCC PT.15.247 TEST REPORT		FCC CERTIFICATION REPORT		<a href="http://www.hct.co.kr">www.hct.co.kr</a>
Test Report No. HCTR1308FR01	Date of Issue: August 01, 2013	EUT Type: Cellular/PCS GSM/GPRS/EDGE/WCDMA/HSDPA/HSUPA Phone with Bluetooth, WLAN and NFC(Felica)		FCC ID: ZNFD605



**RESULT PLOTS**  
**Conducted Emissions (Line 1)**

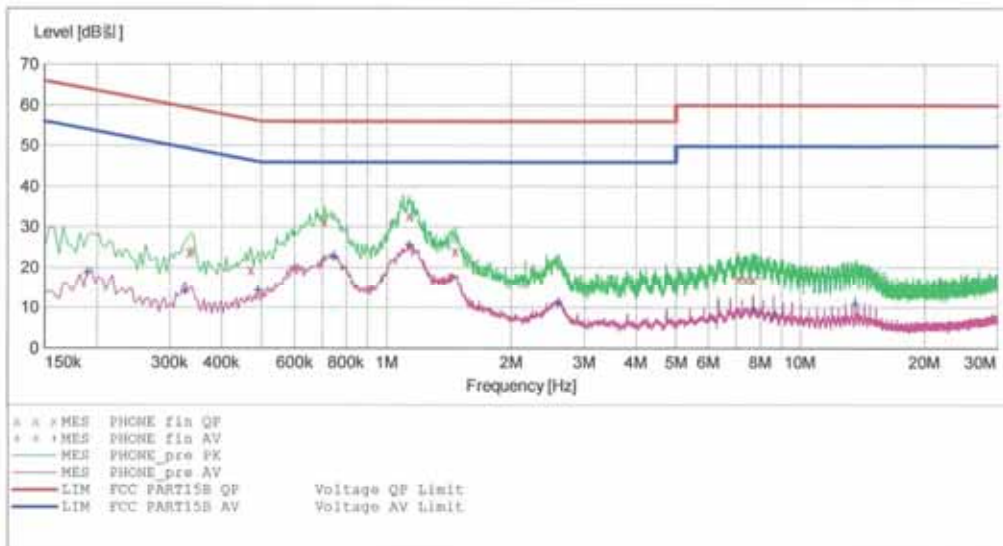
HCT

EMC

EUT: LG-D605  
 Manufacturer: LG  
 Operating Condition: BT MODE  
 Test Site: SHIELD ROOM  
 Operator: KH SEO  
 Test Specification: FCC PART15 B  
 Comment: H

**SCAN TABLE: "FCC CLASS B(H)"**

Start Frequency	Stop Frequency	Step Width	Detector	Meas. Time	IF Bandw.	Transducer
150.0 kHz	500.0 kHz	4.0 kHz	MaxPeak	10.0 ms	9 kHz	None
500.0 kHz	5.0 MHz	4.0 kHz	Average	10.0 ms	9 kHz	None
5.0 MHz	30.0 MHz	4.0 kHz	MaxPeak	10.0 ms	9 kHz	None
			Average	10.0 ms	9 kHz	None



**MEASUREMENT RESULT: "PHONE\_fin QP"**

2013-07-15 4:48오.후

Frequency MHz	Level dBμV	Transd dB	Limit dBμV	Margin dB	Line	PE
0.334001	23.70	9.8	59	35.6	---	---
0.338001	24.40	9.8	59	34.9	---	---
0.470001	19.40	9.8	57	37.2	---	---
0.708000	31.30	9.8	56	24.7	---	---
1.136000	32.70	9.9	56	23.3	---	---
1.468000	24.10	9.9	56	31.9	---	---
7.072000	17.30	10.3	60	42.7	---	---
7.372000	17.10	10.3	60	42.9	---	---
7.688000	17.00	10.3	60	43.0	---	---

**MEASUREMENT RESULT: "PHONE\_fin AV"**

2013-07-15 4:48오.후

Frequency MHz	Level dBμV	Transd dB	Limit dBμV	Margin dB	Line	PE
0.190001	18.70	9.8	54	35.4	---	---
0.326001	14.10	9.8	50	35.5	---	---
0.490001	14.30	9.8	46	31.9	---	---
0.748000	22.70	9.8	46	23.3	---	---
1.136000	25.60	9.9	46	20.4	---	---
2.592000	10.90	10.0	46	35.1	---	---
7.696000	9.50	10.3	50	40.5	---	---
8.616000	8.00	10.4	50	42.0	---	---
13.560000	10.80	10.7	50	39.2	---	---

<b>FCC PT.15.247 TEST REPORT</b>		<b>FCC CERTIFICATION REPORT</b>		<a href="http://www.hct.co.kr">www.hct.co.kr</a>
Test Report No. HCTR1308FR01	Date of Issue: August 01, 2013	EUT Type: Cellular/PCS GSM/GPRS/EDGE/WCDMA/HSDPA/HSUPA Phone with Bluetooth, WLAN and NFC(Felica)		FCC ID: ZNFD605

## Conducted Emissions (Line 2)

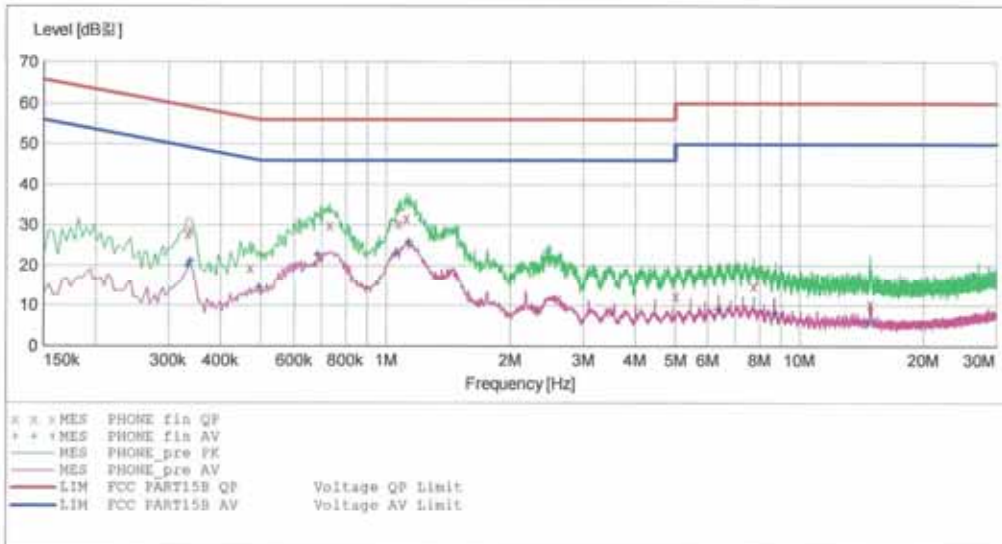
HCT

EMC

EUT: LG-D605  
 Manufacturer: LG  
 Operating Condition: BT MODE  
 Test Site: SHIELD ROOM  
 Operator: KH SEO  
 Test Specification: FCC PART15 B  
 Comment: N

**SCAN TABLE: "FCC CLASS B(N)"**

Short Description:			KN22 CLASS B			
Start	Stop	Step	Detector	Meas. Time	IF Bandw.	Transducer
150.0 kHz	500.0 kHz	4.0 kHz	MaxPeak	10.0 ms	9 kHz	None
			Average			
500.0 kHz	5.0 MHz	4.0 kHz	MaxPeak	10.0 ms	9 kHz	None
			Average			
5.0 MHz	30.0 MHz	4.0 kHz	MaxPeak	10.0 ms	9 kHz	None
			Average			



**MEASUREMENT RESULT: "PHONE\_fin QP"**

2013-07-15 4:13오.辛

Frequency MHz	Level dBμV	Transd dB	Limit dBμV	Margin dB	Line	PE
0.334001	27.90	10.0	59	31.4	---	---
0.338001	28.80	10.0	59	30.5	---	---
0.470001	19.40	10.0	57	37.1	---	---
0.732000	30.00	10.0	56	26.0	---	---
1.076000	30.40	10.1	56	25.6	---	---
1.120000	31.70	10.1	56	24.3	---	---
5.000000	12.40	10.4	56	43.6	---	---
7.740000	14.90	10.6	60	45.1	---	---
14.844000	10.40	11.0	60	49.6	---	---

MEASUREMENT RESULT: "PHONE\_fin AV"

2013-07-15 4:13오.후

Frequency MHz	Level dB $\mu$	Transd dB	Limit dB $\mu$	Margin dB	Line	PE
0.334001	20.00	10.0	49	29.3	---	---
0.338001	21.10	10.0	49	28.1	---	---
0.494001	14.50	10.0	46	31.6	---	---
0.684000	22.80	10.0	46	23.2	---	---
1.056000	23.10	10.1	46	22.9	---	---
1.136000	26.00	10.1	46	20.0	---	---
6.364000	9.00	10.5	50	41.0	---	---
8.684000	8.10	10.6	50	41.9	---	---
14.784000	5.90	11.0	50	44.1	---	---

FCC PT.15.247 TEST REPORT		FCC CERTIFICATION REPORT		<a href="http://www.hct.co.kr">www.hct.co.kr</a>
Test Report No. HCTR1308FR01	Date of Issue: August 01, 2013	EUT Type: Cellular/PCS GSM/GPRS/EDGE/WCDMA/HSDPA/HSUPA Phone with Bluetooth, WLAN and NFC(Felica)		FCC ID: ZNFD605

## 9. LIST OF TEST EQUIPMENT

Manufacturer	Model / Equipment	Calibration Interval	Calibration Due	Serial No.
Rohde & Schwarz	ENV216/ LISN	Annual	02/06/2014	100073
Schwarzbeck	VULB 9160/ TRILOG Antenna	Biennial	12/17/2014	3150
Rohde & Schwarz	ESI 40 / EMI TEST RECEIVER	Annual	04/16/2014	831564103
Agilent	E4440A/ Spectrum Analyzer	Annual	04/25/2014	US45303008
Agilent	N9020A/ SIGNAL ANALYZER	Annual	05/14/2014	MY51110063
HD	MA240/ Antenna Position Tower	N/A	N/A	556
EMCO	1050/ Turn Table	N/A	N/A	114
HD GmbH	HD 100/ Controller	N/A	N/A	13
HD GmbH	KMS 560/ SlideBar	N/A	N/A	12
Rohde & Schwarz	SCU-18/ Signal Conditioning Unit	Annual	09/11/2013	10094
MITEQ	AMF-6B-180265-35-10P / POWER AMP	Annual	04/16/2014	667624
CERNEX	CBL26405040 / POWER AMP	Annual	04/16/2014	19660
Schwarzbeck	BBHA 9120D/ Horn Antenna	Biennial	10/17/2013	937
Schwarzbeck	BBHA9170 / Horn Antenna(15 GHz ~ 40 GHz)	Biennial	10/30/2014	BBHA9170124
Rohde & Schwarz	FSP / Spectrum Analyzer	Annual	02/08/2014	839117/011
Agilent	E4416A /Power Meter	Annual	11/07/2013	GB41291412
Agilent	E9327A /POWER SENSOR	Annual	04/16/2014	MY4442009
Wainwright Instrument	WHF3.0/18G-10EF / High Pass Filter	Annual	02/08/2014	F6
Wainwright Instrument	WHNX6.0/26.5G-6SS / High Pass Filter	Annual	04/16/2014	1
Wainwright Instrument	WHNX7.0/18G-8SS / High Pass Filter	Annual	04/16/2014	29
Wainwright Instrument	WRCJ2400/2483.5-2370/2520-60/14SS / Band Reject Filter	Annual	03/19/2014	1
Hewlett Packard	11636B/Power Divider	Annual	11/07/2013	11377
Agilent	87300B/Directional Coupler	Annual	12/24/2013	3116A03621
Hewlett Packard	11667B / Power Splitter	Annual	05/29/2014	05001
DIGITAL	EP-3010 /DC POWER SUPPLY	Annual	11/07/2013	3110117
ITECH	IT6720 / DC POWER SUPPLY	Annual	11/07/2013	010002156287001199
TESCOM	TC-3000C / BLUETOOTH TESTER	Annual	04/24/2014	3000C000276
Rohde & Schwarz	CBT / BLUETOOTH TESTER	Annual	04/25/2014	100422
EMCO	6502.LOOP ANTENNA	Biennial	01/11/2014	9009-2536
CERNEX	CBLU1183540 / POWER AMP	Annual	07/27/2013	21691
Agilent	8493C / Attenuator(10 dB)	Annual	07/30/2013	76649
WEINSCHL	2-3 / Attenuator(3 dB)	Annual	11/07/2013	BR0617

<b>FCC PT.15.247 TEST REPORT</b>	<b>FCC CERTIFICATION REPORT</b>		<a href="http://www.hct.co.kr">www.hct.co.kr</a>
Test Report No. HCTR1308FR01	Date of Issue: August 01, 2013	EUT Type: Cellular/PCS GSM/GPRS/EDGE/WCDMA/HSDPA/HSUPA Phone with Bluetooth, WLAN and NFC(Felica)	FCC ID: ZNF0605