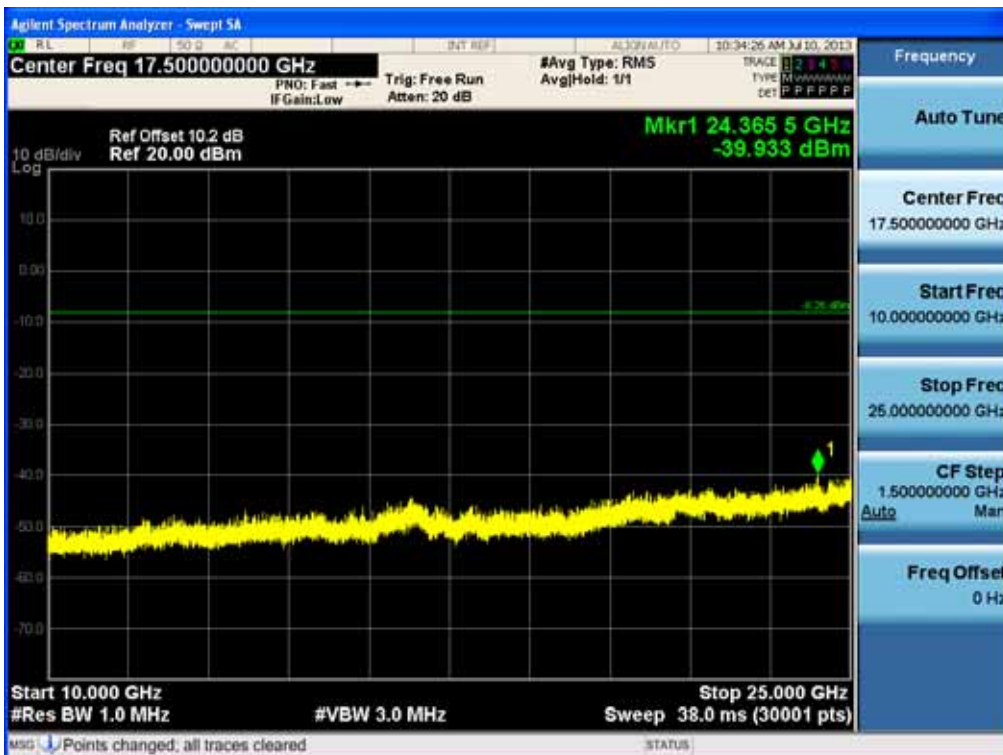


Conducted Spurious Emission (802.11b-CH1)

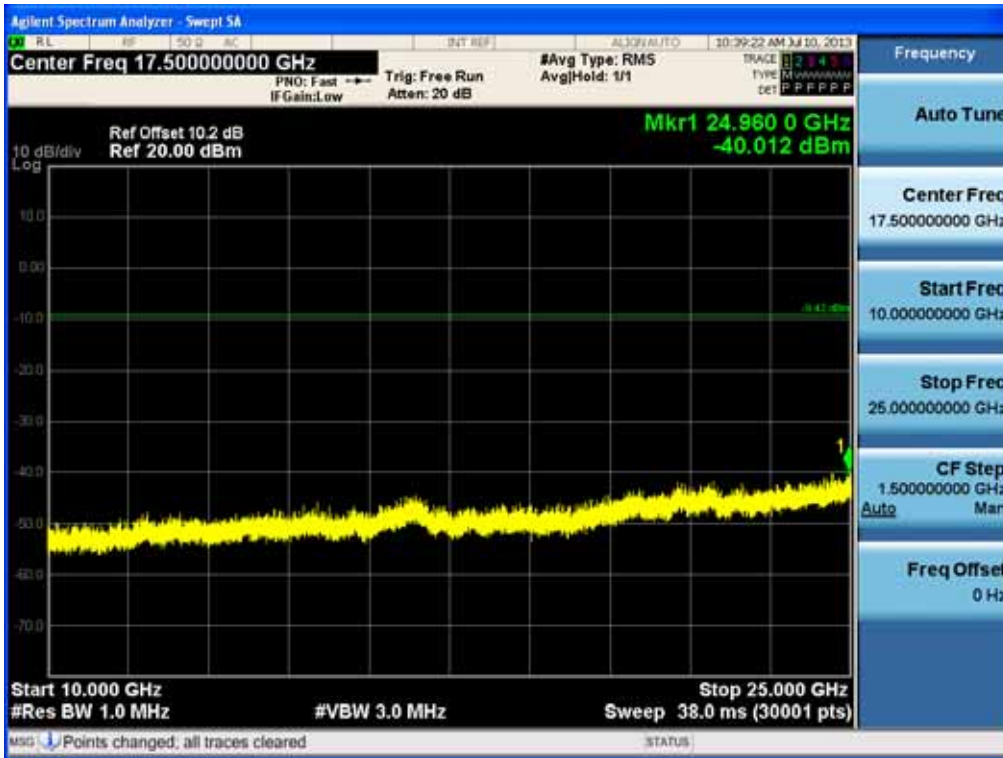


Conducted Spurious Emission (802.11b-CH6)

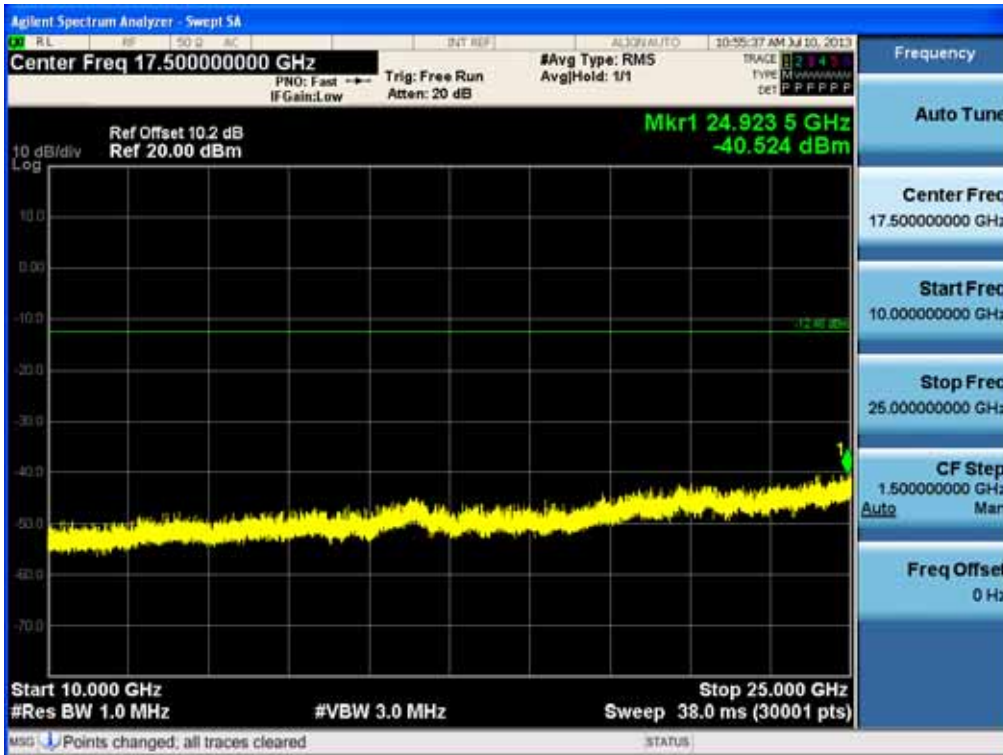


FCC PT.15.247 TEST REPORT	FCC CERTIFICATION REPORT		www.hct.co.kr
Test Report No. HCTR1308FR03	Date of Issue: August 01, 2013	EUT Type: Cellular/PCS GSM/GPRS/EDGE/WCDMA/HSDPA/HSUPA Phone with Bluetooth, WLAN and NFC/Felica	FCC ID: ZNF605

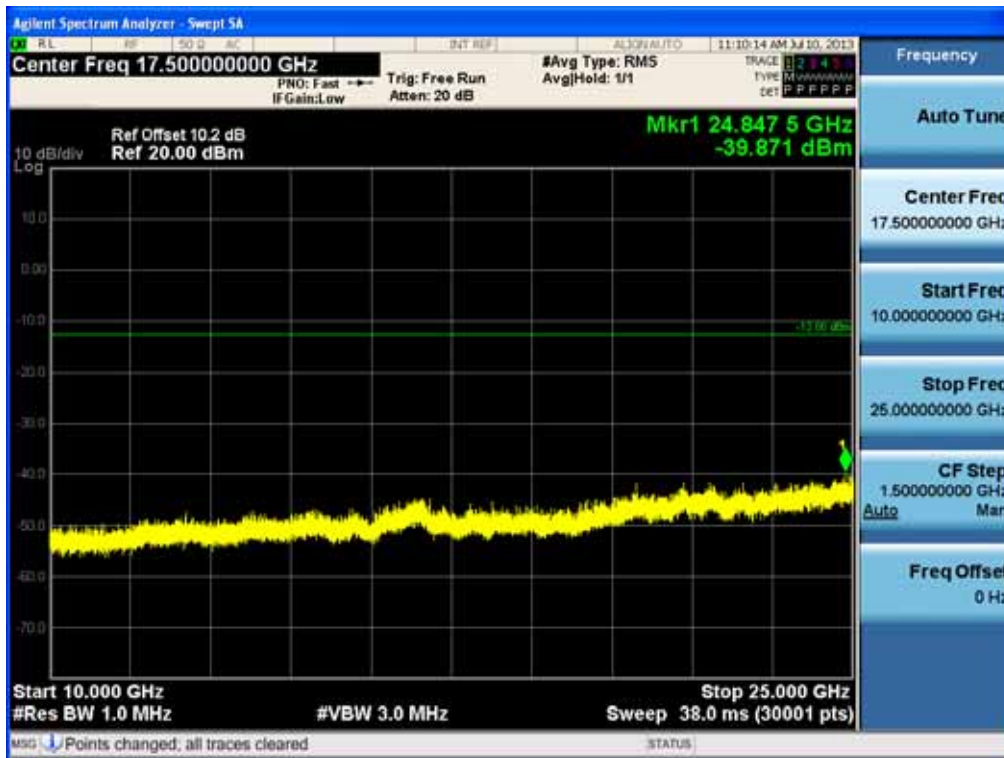
Conducted Spurious Emission (802.11b-CH11)



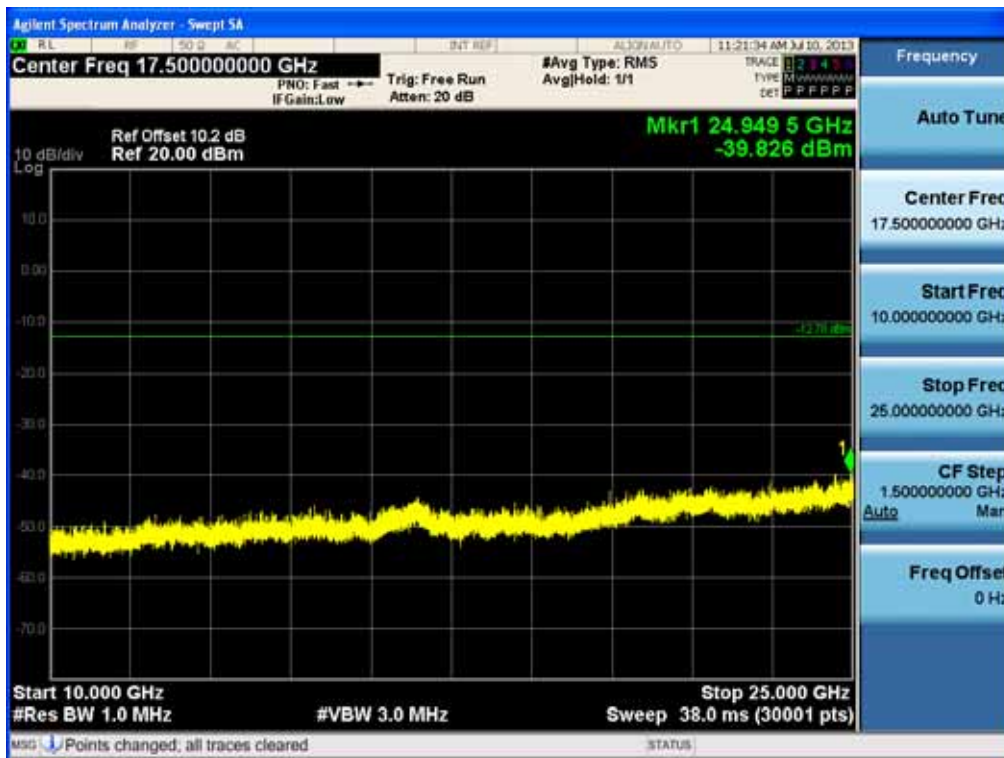
Conducted Spurious Emission (802.11g-CH1)



Conducted Spurious Emission (802.11g-CH6)

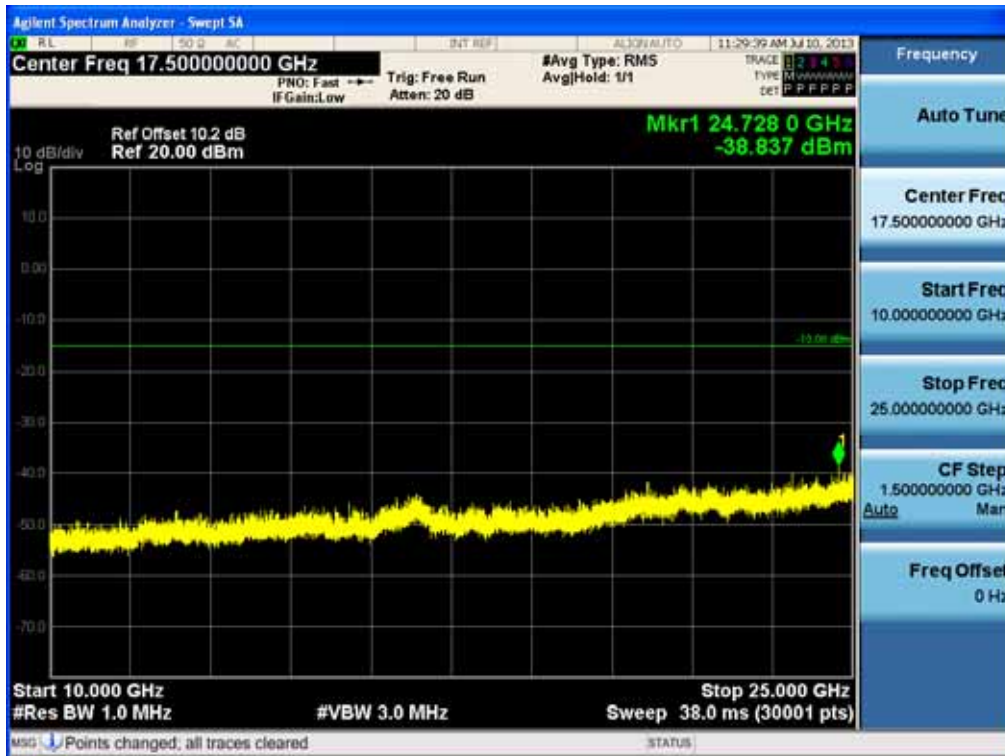


Conducted Spurious Emission (802.11g-CH11)

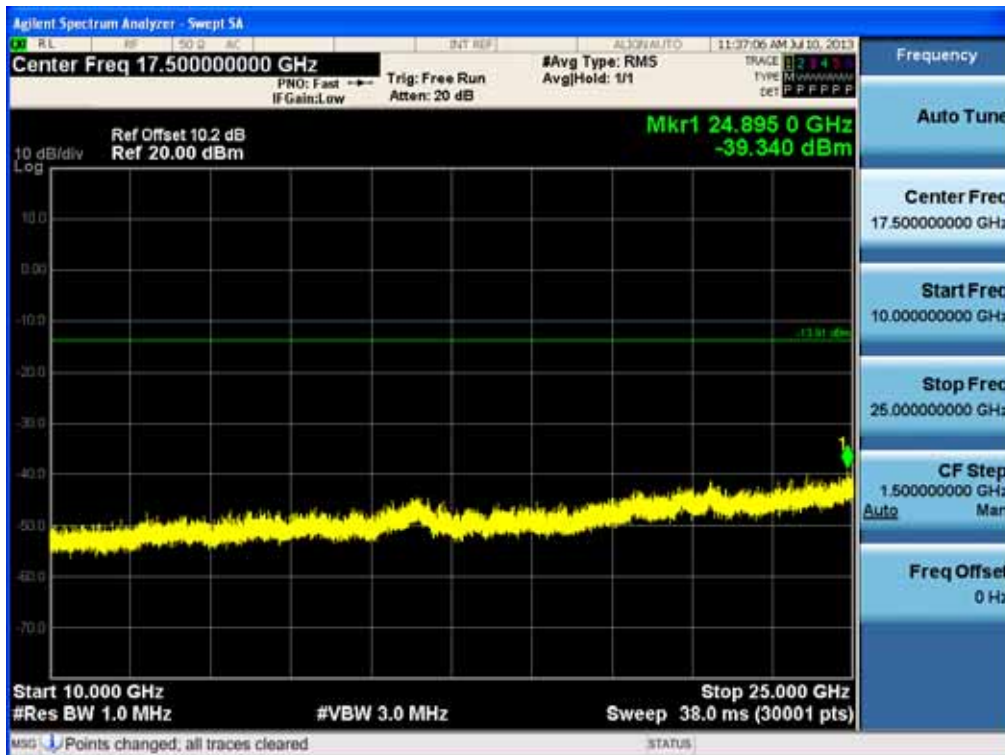


FCC PT.15.247 TEST REPORT	FCC CERTIFICATION REPORT		www.hct.co.kr
Test Report No. HCTR1308FR03	Date of Issue: August 01, 2013	EUT Type: Cellular/PCS GSM/GPRS/EDGE/WCDMA/HSDPA/HSUPA Phone with Bluetooth, WLAN and NFC/Felica)	FCC ID: ZNF605

Conducted Spurious Emission (802.11n-CH1)

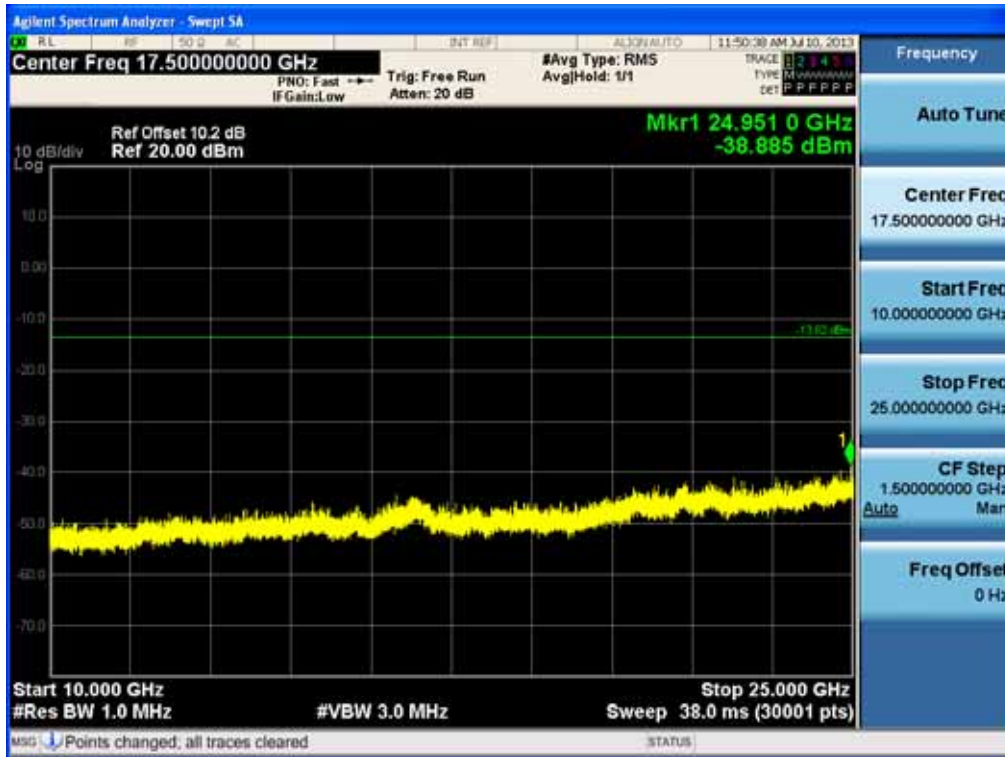


Conducted Spurious Emission (802.11n-CH6)



FCC PT.15.247 TEST REPORT	FCC CERTIFICATION REPORT		www.hct.co.kr
Test Report No. HCTR1308FR03	Date of Issue: August 01, 2013	EUT Type: Cellular/PCS GSM/GPRS/EDGE/WCDMA/HSDPA/HSUPA Phone with Bluetooth, WLAN and NFC/Felica)	FCC ID: ZNF605

Conducted Spurious Emission (802.11n-CH11)



FCC PT.15.247 TEST REPORT	FCC CERTIFICATION REPORT		www.hct.co.kr
Test Report No. HCTR1308FR03	Date of Issue: August 01, 2013	EUT Type: Cellular/PCS GSM/GPRS/EDGE/WCDMA/HSDPA/HSUPA Phone with Bluetooth, WLAN and NFC/Felica)	FCC ID: ZNFD605

Conducted Spurious Emission (802.11a-CH149)



Date: 15.JUL.2013 05:18:01

Conducted Spurious Emission (802.11a-CH157)



Date: 15.JUL.2013 05:19:05

FCC PT.15.247 TEST REPORT	FCC CERTIFICATION REPORT		www.hct.co.kr
Test Report No. HCTR1308FR03	Date of Issue: August 01, 2013	EUT Type: Cellular/PCS GSM/GPRS/EDGE/WCDMA/HSDPA/HSUPA Phone with Bluetooth, WLAN and NFC/Felica	FCC ID: ZNFD605

Conducted Spurious Emission (802.11a-CH165)



Date: 15.JUL.2013 05:20:05

FCC PT.15.247 TEST REPORT	FCC CERTIFICATION REPORT		www.hct.co.kr
Test Report No. HCTR1308FR03	Date of Issue: August 01, 2013	EUT Type: Cellular/PCS GSM/GPRS/EDGE/WCDMA/HSDPA/HSUPA Phone with Bluetooth, WLAN and NFC/Felica)	FCC ID: ZNF605

Conducted Spurious Emission (802.11n-CH149)



Date: 15.JUL.2013 05:21:15

Conducted Spurious Emission (802.11n-CH157)



Date: 15.JUL.2013 06:33:41

FCC PT.15.247 TEST REPORT	FCC CERTIFICATION REPORT		www.hct.co.kr
Test Report No. HCTR1308FR03	Date of Issue: August 01, 2013	EUT Type: Cellular/PCS GSM/GPRS/EDGE/WCDMA/HSDPA/HSUPA Phone with Bluetooth, WLAN and NFC/Felica)	FCC ID: ZNFD605

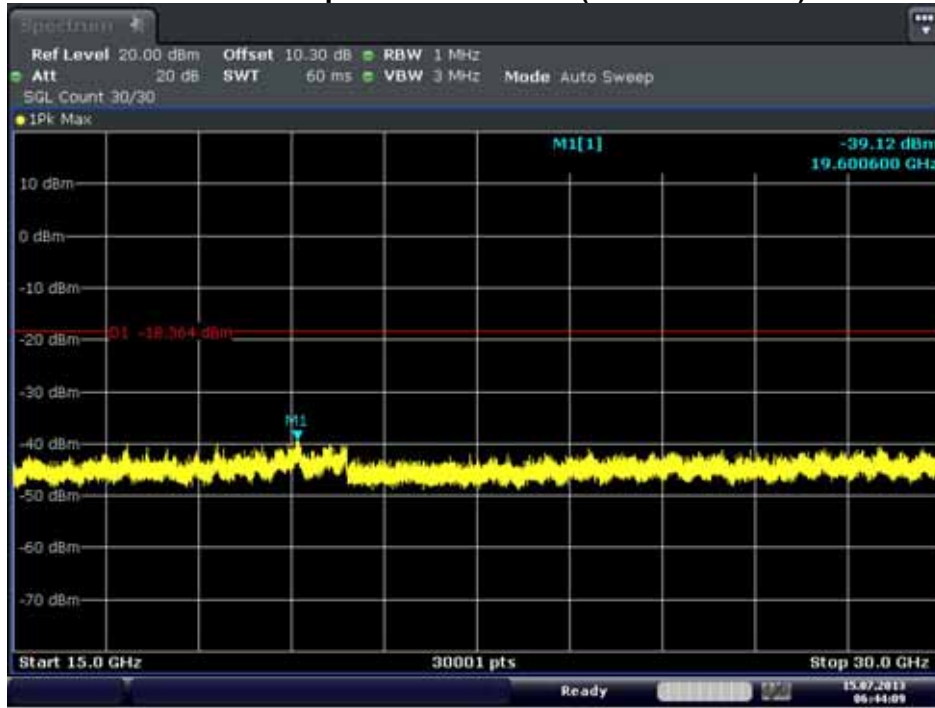
Conducted Spurious Emission (802.11n-CH165)



Date: 15.JUL.2013 06:42:54

FCC PT.15.247 TEST REPORT	FCC CERTIFICATION REPORT		www.hct.co.kr
Test Report No. HCTR1308FR03	Date of Issue: August 01, 2013	EUT Type: Cellular/PCS GSM/GPRS/EDGE/WCDMA/HSDPA/HSUPA Phone with Bluetooth, WLAN and NFC/Felica)	FCC ID: ZNF0605

Conducted Spurious Emission (802.11n-CH151)



Date: 15.JUL.2013 06:44:09

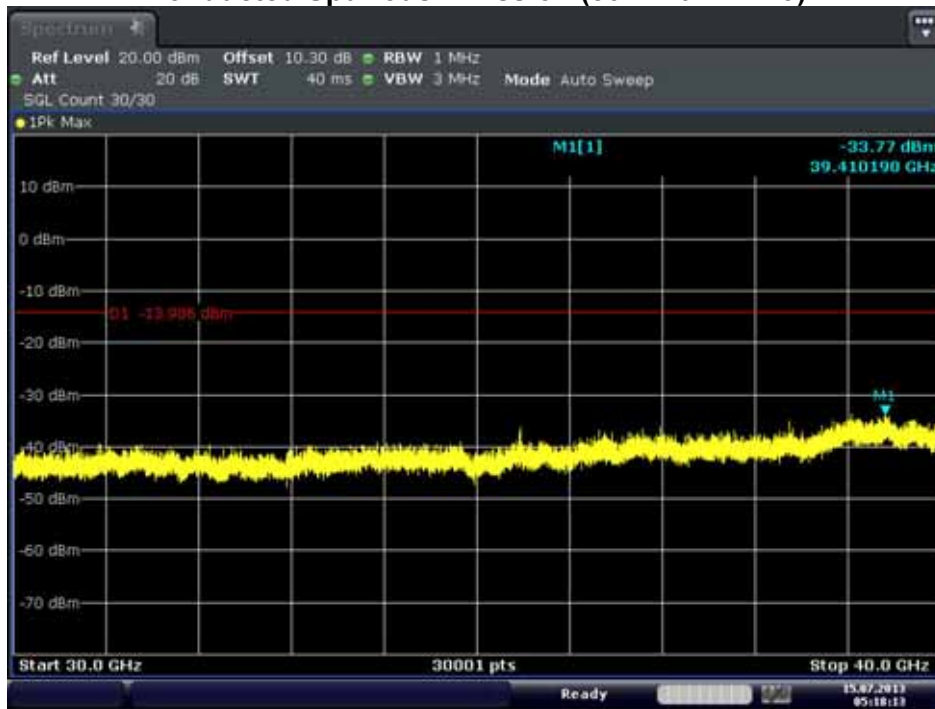
Conducted Spurious Emission (802.11n-CH159)



Date: 15.JUL.2013 06:45:08

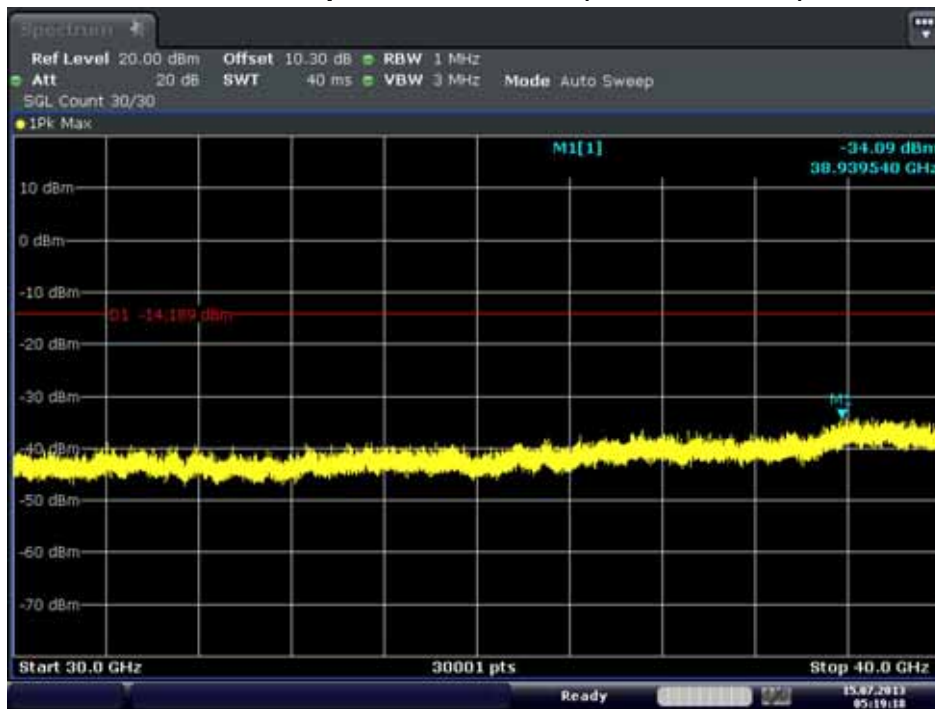
FCC PT.15.247 TEST REPORT	FCC CERTIFICATION REPORT		www.hct.co.kr
Test Report No. HCTR1308FR03	Date of Issue: August 01, 2013	EUT Type: Cellular/PCS GSM/GPRS/EDGE/WCDMA/HSDPA/HSUPA Phone with Bluetooth, WLAN and NFC/Felica)	FCC ID: ZNFD605

Conducted Spurious Emission (802.11a-CH149)



Date: 15.JUL.2013 05:18:13

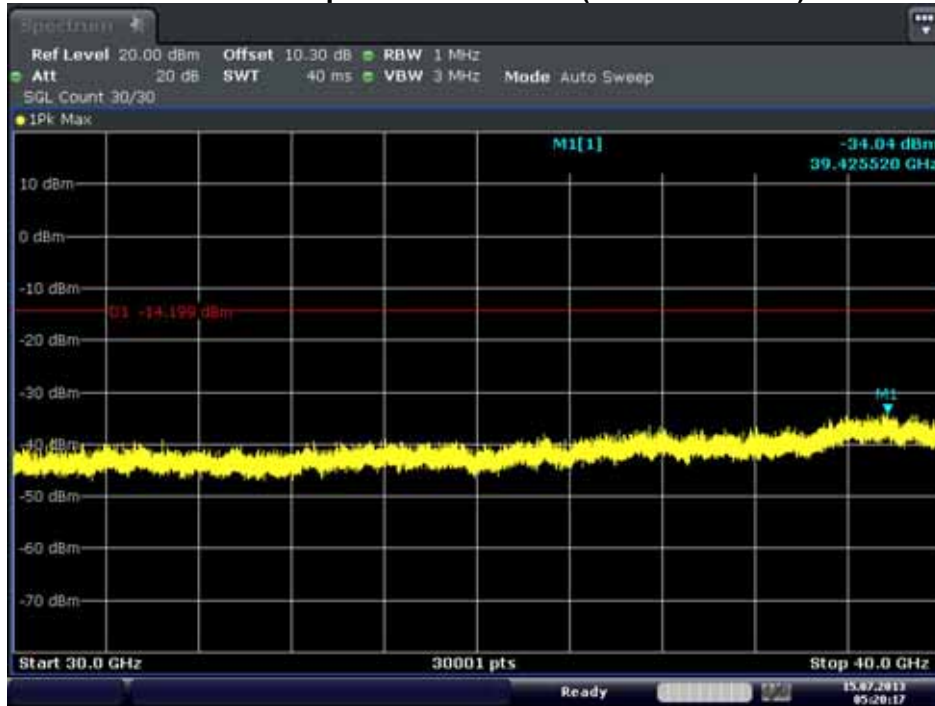
Conducted Spurious Emission (802.11a-CH157)



Date: 15.JUL.2013 05:19:18

FCC PT.15.247 TEST REPORT	FCC CERTIFICATION REPORT		www.hct.co.kr
Test Report No. HCTR1308FR03	Date of Issue: August 01, 2013	EUT Type: Cellular/PCS GSM/GPRS/EDGE/WCDMA/HSDPA/HSUPA Phone with Bluetooth, WLAN and NFC/Felica	FCC ID: ZNFD605

Conducted Spurious Emission (802.11a-CH165)



Date: 15.JUL.2013 05:20:17

FCC PT.15.247 TEST REPORT	FCC CERTIFICATION REPORT		www.hct.co.kr
Test Report No. HCTR1308FR03	Date of Issue: August 01, 2013	EUT Type: Cellular/PCS GSM/GPRS/EDGE/WCDMA/HSDPA/HSUPA Phone with Bluetooth, WLAN and NFC/Felica	FCC ID: ZNF605

Conducted Spurious Emission (802.11n-CH149)



Date: 15.JUL.2013 05:21:27

Conducted Spurious Emission (802.11n-CH157)



Date: 15.JUL.2013 06:33:53

FCC PT.15.247 TEST REPORT	FCC CERTIFICATION REPORT		www.hct.co.kr
Test Report No. HCTR1308FR03	Date of Issue: August 01, 2013	EUT Type: Cellular/PCS GSM/GPRS/EDGE/WCDMA/HSDPA/HSUPA Phone with Bluetooth, WLAN and NFC/Felica)	FCC ID: ZNF605

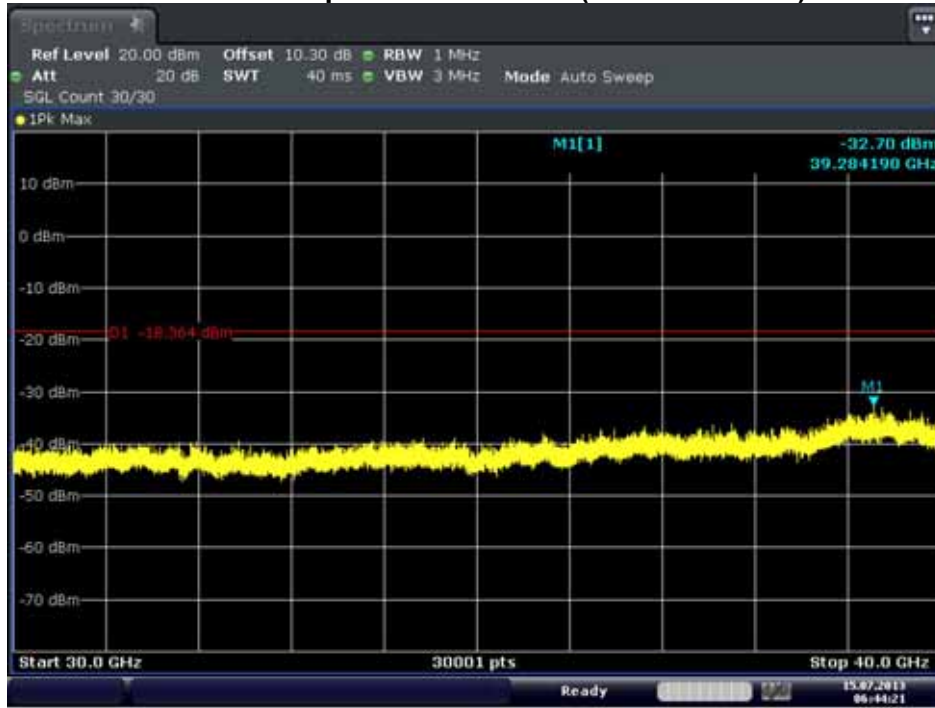
Conducted Spurious Emission (802.11n-CH165)



Date: 15.JUL.2013 06:43:06

FCC PT.15.247 TEST REPORT	FCC CERTIFICATION REPORT		www.hct.co.kr
Test Report No. HCTR1308FR03	Date of Issue: August 01, 2013	EUT Type: Cellular/PCS GSM/GPRS/EDGE/WCDMA/HSDPA/HSUPA Phone with Bluetooth, WLAN and NFC/Felica	FCC ID: ZNF605

Conducted Spurious Emission (802.11n-CH151)



Date: 15.JUL.2013 06:44:21

Conducted Spurious Emission (802.11n-CH159)



Date: 15.JUL.2013 06:45:20

FCC PT.15.247 TEST REPORT	FCC CERTIFICATION REPORT		www.hct.co.kr
Test Report No. HCTR1308FR03	Date of Issue: August 01, 2013	EUT Type: Cellular/PCS GSM/GPRS/EDGE/WCDMA/HSDPA/HSUPA Phone with Bluetooth, WLAN and NFC/Felica)	FCC ID: ZNF0605



8.6 RADIATED MEASUREMENT.

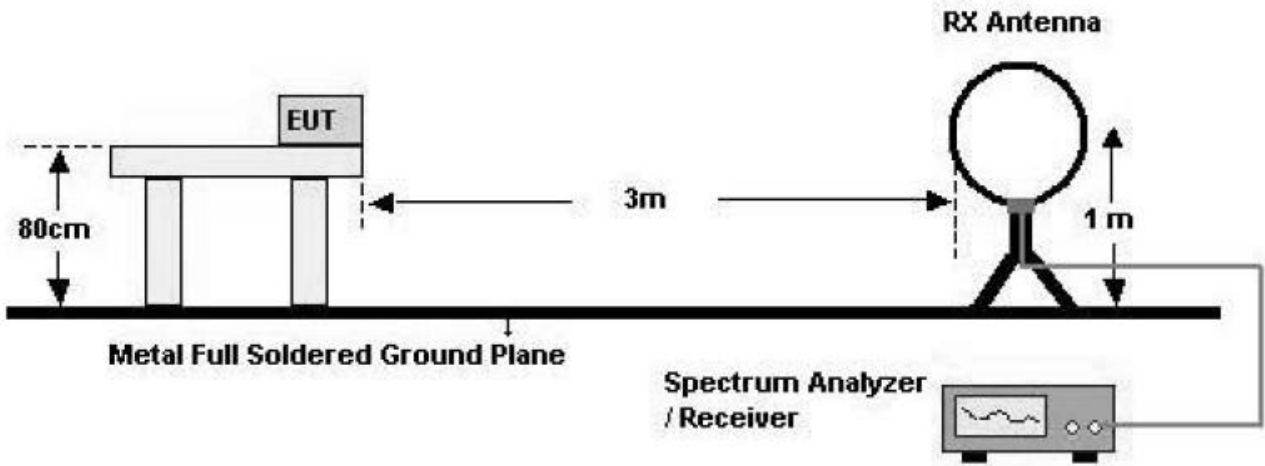
8.6.1 RADIATED SPURIOUS EMISSIONS.

Test Requirements and limit, §15.205, §15.209

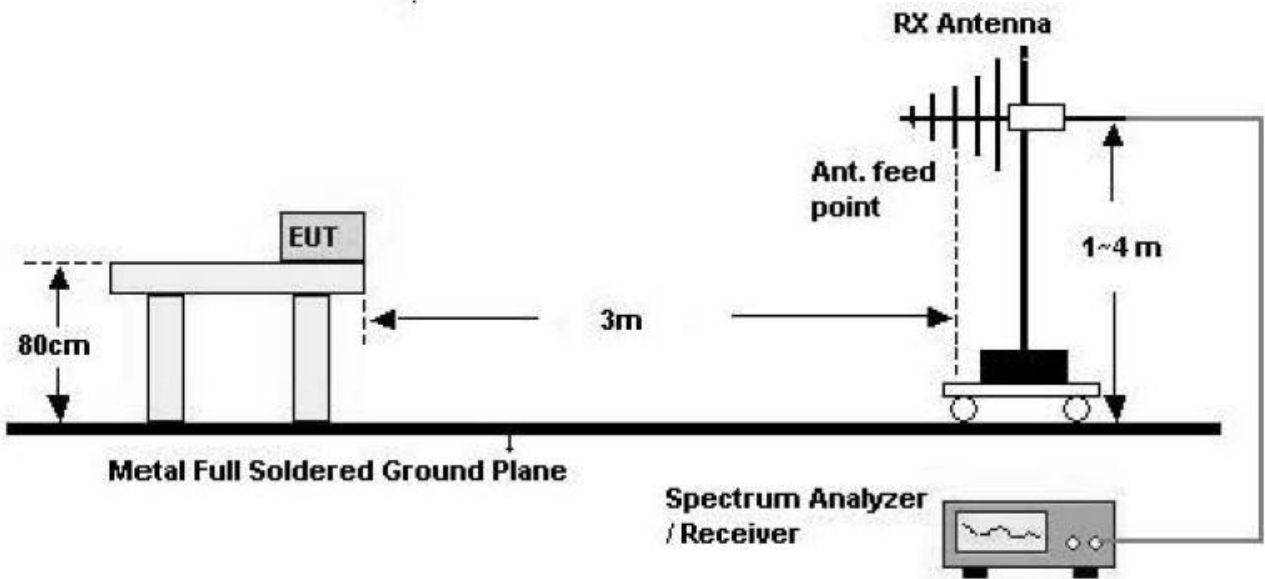
Frequency (MHz)	Field Strength (uV/m)	Measurement Distance (m)
0.009 – 0.490	2400/F(kHz)	300
0.490 – 1.705	24000/F(kHz)	30
1.705 – 30	30	30
30-88	100	3
88-216	150	3
216-960	200	3
Above 960	500	3

Test Configuration

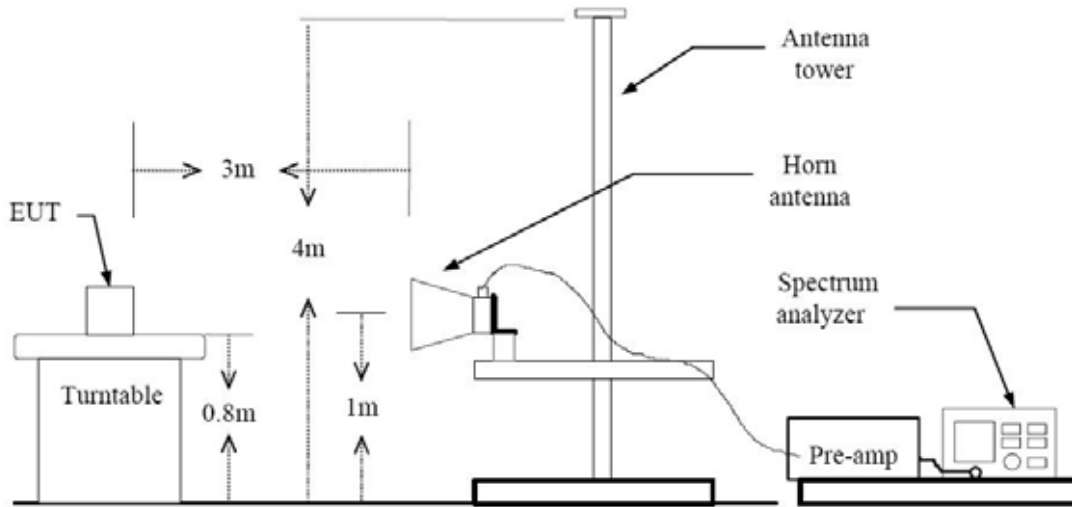
Below 30 MHz



30 MHz - 1 GHz



Above 1 GHz



TEST PROCEDURE USED

ANSI C63.10(2009)

Method 12.2.4 in KDB 558074, issued 04/09/2013 (Peak)

Method 12.2.5.1 in KDB 558074, issued 04/09/2013(Average Case 1)

Method 12.2.5.3 in KDB 558074, issued 04/09/2013(Average Case 2)

Spectrum Setting

- Peak

Peak emission levels are measured by setting the instrument as follows:

RBW = cf. Table 1.

VBW $\geq 3 \times$ RBW.

Detector = Peak.

Sweep time = auto.

Trace mode = max hold.

Allow sweeps to continue until the trace stabilizes.

(Note that the required measurement time may be longer for low duty cycle applications).

Table 1 —RBW as a function of frequency

Frequency	RBW
9-150 kHz	200-300 Hz
0.15-30 MHz	9-10 kHz
30-1000 MHz	100-120 kHz
> 1000 MHz	1 MHz



- Average

Case 1

If the EUT can be configured or modified to transmit continuously (duty cycle ≥ 98 percent then the average emission levels shall be measured using the following method (with EUT transmitting continuously).

RBW = 1 MHz (unless otherwise specified).

VBW ≥ 3 x RBW.

Detector = RMS, if span/(# of points in sweep) ≤ (RBW/2). Satisfying this condition may require increasing the number of points in the sweep or reducing the span. If this condition cannot be satisfied, then the detector mode shall be set to peak.

Averaging type = power (i.e., RMS).

- 1) As an alternative, the detector and averaging type may be set for linear voltage averaging.
- 2) Some instruments require linear display mode in order to use linear voltage averaging. Log or dB averaging shall not be used.

Sweep time = auto.

Perform a trace average of at least 100 traces.

Case 2

If continuous transmission of the EUT (i.e., duty cycle ≥ 98 percent) cannot be achieved and the duty cycle is not constant (i.e., duty cycle variations exceed ± 2 percent), then the following procedure shall be used:

Set RBW = 1 MHz.

Set VBW ≥ 1/T.

Video bandwidth mode or display mode

- 1) The instrument shall be set to ensure that video filtering is applied in the power domain. Typically, this requires setting the detector mode to RMS and setting the Average-VBW Type to Power (RMS).
- 2) As an alternative, the instrument may be set to linear detector mode. Ensure that video filtering is applied in linear voltage domain (rather than in a log or dB domain). Some instruments require linear display mode in order to accomplish this. Others have a setting for Average-VBW Type, which can be set to "Voltage" regardless of the display mode.

Detector = Peak.

Sweep time = auto.

Trace mode = max hold.

Allow max hold to run for at least 50 times (1/duty cycle) traces.

Note :

1. We used the case 1 for 802.11b mode and the case 2 for 802.11a/g/n_20/n_40 to perform the average filed strength measurements.
2. The actual setting value of VBW for 802.11a/g/n_20/n_40

FCC PT.15.247 TEST REPORT		FCC CERTIFICATION REPORT		www.hct.co.kr
Test Report No. HCTR1308FR03	Date of Issue: August 01, 2013	EUT Type: Cellular/PCS GSM/GPRS/EDGE/WCDMA/HSDPA/HSUPA Phone with Bluetooth, WLAN and NFC/Felica)		FCC ID: ZNFD605

Mode	Worst Data rate (Mbps)	T _{on} (ms)	T _{total} (ms)	Duty Cycle (%)	VBW(1/T) (Hz)	The actual setting value of VBW (Hz)
a	6	2.070	2.167	95.5	483.1	1000
g	6	2.070	2.167	95.5	483.1	1000
n_20	6.5	1.919	2.017	95.1	521.1	1000
n_40	13.5	0.943	1.043	90.5	1060.4	3000



TEST RESULTS

9 kHz – 30MHz

Operation Mode: Normal Mode

Frequency	Reading	Ant. factor	Cable loss	Ant. POL	Total	Limit	Margin
MHz	dB μ V/m	dBm /m	dBm	(H/V)	dB μ V/m	dB μ V/m	dB
No Critical peaks found							

Notes:

1. Measuring frequencies from 9 kHz to the 30MHz.
2. The reading of emissions are attenuated more than 20 dB below the permissible limits or the field strength is too small to be measured.
3. Distance extrapolation factor = 40 log (specific distance / test distance) (dB)
4. Limit line = specific Limits (dBuV) + Distance extrapolation factor
5. We have done x, y, z planes in EUT and horizontal and vertical polarization in detecting antenna.

FCC PT.15.247 TEST REPORT	FCC CERTIFICATION REPORT		www.hct.co.kr
Test Report No. HCTR1308FR03	Date of Issue: August 01, 2013	EUT Type: Cellular/PCS GSM/GPRS/EDGE/WCDMA/HSDPA/HSUPA Phone with Bluetooth, WLAN and NFC/Felica)	FCC ID: ZNFD605



TEST RESULTS

Below 1 GHz

Operation Mode: Normal Mode

Frequency	Reading	Ant. factor	Cable loss	Ant. POL	Total	Limit	Margin
MHz	dB μ V/m	dBm /m	dBm	(H/V)	dB μ V/m	dB μ V/m	dB
No Critical peaks found							

Notes:

1. Measuring frequencies from 30 MHz to the 1 GHz.
2. Radiated emissions measured in frequency range from 30 MHz to 1000 MHz were made with an instrument using Quasi peak detector mode.
3. We have done x, y, z planes in EUT and horizontal and vertical polarization in detecting antenna.

FCC PT.15.247 TEST REPORT	FCC CERTIFICATION REPORT			www.hct.co.kr
Test Report No. HCTR1308FR03	Date of Issue: August 01, 2013	EUT Type: Cellular/PCS GSM/GPRS/EDGE/WCDMA/HSDPA/HSUPA Phone with Bluetooth, WLAN and NFC/Felica)		FCC ID: ZNFD605



Above 1 GHz

Operation Mode: 802.11 b
 Transfer Rate: 1 Mbps
 Operating Frequency: 2412
 Channel No. 01 Ch

Frequency [MHz]	Reading [dBuV/m]	AN.+CL-AMP G [dBm]	ANT. POL [H/V]	Total [dBuV/m]	Limit [dBuV/m]	Margin [dB]	Detect
4824	51.56	-0.79	V	50.77	73.98	23.21	PK
4824	40.23	-0.79	V	39.44	53.98	14.54	AV
7236	49.74	9.08	V	58.82	73.98	15.16	PK
7236	37.58	9.08	V	46.66	53.98	7.32	AV
4824	52.41	-0.79	H	51.62	73.98	22.36	PK
4824	40.51	-0.79	H	39.72	53.98	14.26	AV
7236	49.35	9.08	H	58.43	73.98	15.55	PK
7236	37.61	9.08	H	46.69	53.98	7.29	AV

Operation Mode: 802.11 g
 Transfer Rate: 6 Mbps
 Operating Frequency: 2412
 Channel No. 01 Ch

Frequency [MHz]	Reading [dBuV/m]	AN.+CL-AMP G [dBm]	ANT. POL [H/V]	Total [dBuV/m]	Limit [dBuV/m]	Margin [dB]	Detect
4824	51.35	-0.79	V	50.56	73.98	23.42	PK
4824	37.09	-0.79	V	36.30	53.98	17.68	AV
7236	49.96	9.08	V	59.04	73.98	14.94	PK
7236	35.96	9.08	V	45.04	53.98	8.94	AV
4824	50.81	-0.79	H	50.02	73.98	23.96	PK
4824	37.17	-0.79	H	36.38	53.98	17.60	AV
7236	49.62	9.08	H	58.70	73.98	15.28	PK
7236	35.84	9.08	H	44.92	53.98	9.06	AV



Operation Mode: 802.11 n
 Transfer Rate: 6.5 Mbps
 Operating Frequency: 2412
 Channel No. 01 Ch

Frequency [MHz]	Reading [dBuV/m]	AN.+CL-AMP G [dBm]	ANT. POL [H/V]	Total [dBuV/m]	Limit [dBuV/m]	Margin [dB]	Detect
4824	51.28	-0.79	V	50.49	73.98	23.49	PK
4824	37.12	-0.79	V	36.33	53.98	17.65	AV
7236	49.97	9.08	V	59.05	73.98	14.93	PK
7236	35.89	9.08	V	44.97	53.98	9.01	AV
4824	50.77	-0.79	H	49.98	73.98	24.00	PK
4824	37.15	-0.79	H	36.36	53.98	17.62	AV
7236	49.60	9.08	H	58.68	73.98	15.30	PK
7236	35.86	9.08	H	44.94	53.98	9.04	AV

Notes:

11. Measuring frequencies from 1 GHz to the 10th harmonic of highest fundamental frequency.
2. Measurements above show only up to 6 maximum emissions noted, or would be lesser if no specific emissions from the EUT are recorded (ie: margin > 20 dB from the applicable limit) and considered that's already beyond the background noise floor.
3. Radiated emissions measured in frequency above 1000MHz were made with an instrument using Peak detector mode and average detector mode of the emission shown in Actual FS column.
4. Total = Reading Value + Antenna Factor + Cable Loss - Amp Gain
5. We have done 802.11b/g/n mode and all data rate. Worst data rate is the lowest data of each mode.
6. We have done x, y, z planes in EUT and horizontal and vertical polarization in detecting antenna.

FCC PT.15.247 TEST REPORT	FCC CERTIFICATION REPORT		www.hct.co.kr
Test Report No. HCTR1308FR03	Date of Issue: August 01, 2013	EUT Type: Cellular/PCS GSM/GPRS/EDGE/WCDMA/HSDPA/HSUPA Phone with Bluetooth, WLAN and NFC/Felica)	FCC ID: ZNF605



Operation Mode: 802.11 b
 Transfer Rate: 1 Mbps
 Operating Frequency: 2437
 Channel No. 06 Ch

Frequency [MHz]	Reading [dBuV/m]	AN.+CL-AMP G [dBm]	ANT. POL [H/V]	Total [dBuV/m]	Limit [dBuV/m]	Margin [dB]	Detect
4874	50.50	-0.37	V	50.13	73.98	23.85	PK
4874	38.52	-0.37	V	38.15	53.98	15.83	AV
7311	48.91	8.64	V	57.55	73.98	16.43	PK
7311	37.11	8.64	V	45.75	53.98	8.23	AV
4874	51.37	-0.37	H	51.00	73.98	22.98	PK
4874	40.02	-0.37	H	39.65	53.98	14.33	AV
7311	49.35	8.64	H	57.99	73.98	15.99	PK
7311	37.05	8.64	H	45.69	53.98	8.29	AV

Operation Mode: 802.11 g
 Transfer Rate: 6 Mbps
 Operating Frequency: 2437
 Channel No. 06 Ch

Frequency [MHz]	Reading [dBuV/m]	AN.+CL-AMP G [dBm]	ANT. POL [H/V]	Total [dBuV/m]	Limit [dBuV/m]	Margin [dB]	Detect
4874	50.12	-0.37	V	49.75	73.98	24.23	PK
4874	36.57	-0.37	V	36.20	53.98	17.78	AV
7311	49.30	8.64	V	57.94	73.98	16.04	PK
7311	35.32	8.64	V	43.96	53.98	10.02	AV
4874	50.22	-0.37	H	49.85	73.98	24.13	PK
4874	36.44	-0.37	H	36.07	53.98	17.91	AV
7311	49.56	8.64	H	58.20	73.98	15.78	PK
7311	35.37	8.64	H	44.01	53.98	9.97	AV



Operation Mode: 802.11 n
 Transfer Rate: 6.5 Mbps
 Operating Frequency: 2437
 Channel No. 06 Ch

Frequency [MHz]	Reading [dBuV/m]	AN.+CL-AMP G [dBm]	ANT. POL [H/V]	Total [dBuV/m]	Limit [dBuV/m]	Margin [dB]	Detect
4874	49.60	-0.37	V	49.23	73.98	24.75	PK
4874	36.43	-0.37	V	36.06	53.98	17.92	AV
7311	48.73	8.64	V	57.37	73.98	16.61	PK
7311	35.35	8.64	V	43.99	53.98	9.99	AV
4874	49.68	-0.37	H	49.31	73.98	24.67	PK
4874	36.38	-0.37	H	36.01	53.98	17.97	AV
7311	48.52	8.64	H	57.16	73.98	16.82	PK
7311	35.18	8.64	H	43.82	53.98	10.16	AV

Notes:

1. Measuring frequencies from 1 GHz to the 10th harmonic of highest fundamental frequency.
2. Measurements above show only up to 6 maximum emissions noted, or would be lesser if no specific emissions from the EUT are recorded (ie: margin > 20 dB from the applicable limit) and considered that's already beyond the background noise floor.
3. Radiated emissions measured in frequency above 1000MHz were made with an instrument using Peak detector mode and average detector mode of the emission shown in Actual FS column.
4. Total = Reading Value + Antenna Factor + Cable Loss - Amp Gain
5. We have done 802.11b/g/n mode and all data rate. Worst data rate is the lowest data of each mode.
6. We have done x, y, z planes in EUT and horizontal and vertical polarization in detecting antenna.

FCC PT.15.247 TEST REPORT	FCC CERTIFICATION REPORT		www.hct.co.kr
Test Report No. HCTR1308FR03	Date of Issue: August 01, 2013	EUT Type: Cellular/PCS GSM/GPRS/EDGE/WCDMA/HSDPA/HSUPA Phone with Bluetooth, WLAN and NFC/Felica)	FCC ID: ZNF605



Operation Mode: 802.11 b
 Transfer Rate: 1 Mbps
 Operating Frequency: 2462
 Channel No. 11 Ch

Frequency [MHz]	Reading [dBuV/m]	AN.+CL-AMP G [dBm]	ANT. POL [H/V]	Total [dBuV/m]	Limit [dBuV/m]	Margin [dB]	Detect
4924	50.38	-0.15	V	50.23	73.98	23.75	PK
4924	38.48	-0.15	V	38.33	53.98	15.65	AV
7386	49.11	9.06	V	58.17	73.98	15.81	PK
7386	37.29	9.06	V	46.35	53.98	7.63	AV
4924	50.86	-0.15	H	50.71	73.98	23.27	PK
4924	40.14	-0.15	H	39.99	53.98	13.99	AV
7386	49.09	9.06	H	58.15	73.98	15.83	PK
7386	37.38	9.06	H	46.44	53.98	7.54	AV

Operation Mode: 802.11 g
 Transfer Rate: 6 Mbps
 Operating Frequency: 2462
 Channel No. 11 Ch

Frequency [MHz]	Reading [dBuV/m]	AN.+CL-AMP G [dBm]	ANT. POL [H/V]	Total [dBuV/m]	Limit [dBuV/m]	Margin [dB]	Detect
4924	50.48	-0.15	V	50.33	73.98	23.65	PK
4924	36.55	-0.15	V	36.40	53.98	17.58	AV
7386	49.02	9.06	V	58.08	73.98	15.90	PK
7386	35.55	9.06	V	44.61	53.98	9.37	AV
4924	50.47	-0.15	H	50.32	73.98	23.66	PK
4924	36.51	-0.15	H	36.36	53.98	17.62	AV
7386	48.71	9.06	H	57.77	73.98	16.21	PK
7386	35.72	9.06	H	44.78	53.98	9.20	AV



Operation Mode: 802.11 n
 Transfer Rate: 6.5 Mbps
 Operating Frequency: 2462
 Channel No. 11 Ch

Frequency [MHz]	Reading [dBuV/m]	AN.+CL-AMP G [dBm]	ANT. POL [H/V]	Total [dBuV/m]	Limit [dBuV/m]	Margin [dB]	Detect
4924	49.85	-0.15	V	49.70	73.98	24.28	PK
4924	36.42	-0.15	V	36.27	53.98	17.71	AV
7386	49.65	9.06	V	58.71	73.98	15.27	PK
7386	35.68	9.06	V	44.74	53.98	9.24	AV
4924	49.32	-0.15	H	49.17	73.98	24.81	PK
4924	36.57	-0.15	H	36.42	53.98	17.56	AV
7386	49.38	9.06	H	58.44	73.98	15.54	PK
7386	35.56	9.06	H	44.62	53.98	9.36	AV

Notes:

1. Measuring frequencies from 1 GHz to the 10th harmonic of highest fundamental frequency.
2. Measurements above show only up to 6 maximum emissions noted, or would be lesser if no specific emissions from the EUT are recorded (ie: margin > 20 dB from the applicable limit) and considered that's already beyond the background noise floor.
3. Radiated emissions measured in frequency above 1000MHz were made with an instrument using Peak detector mode and average detector mode of the emission shown in Actual FS column.
4. Total = Reading Value + Antenna Factor + Cable Loss - Amp Gain
5. We have done 802.11b/g/n mode and all data rate. Worst data rate is the lowest data of each mode.
6. We have done x, y, z planes in EUT and horizontal and vertical polarization in detecting antenna.

FCC PT.15.247 TEST REPORT	FCC CERTIFICATION REPORT		www.hct.co.kr
Test Report No. HCTR1308FR03	Date of Issue: August 01, 2013	EUT Type: Cellular/PCS GSM/GPRS/EDGE/WCDMA/HSDPA/HSUPA Phone with Bluetooth, WLAN and NFC/Felica)	FCC ID: ZNF605



Band :	5.8 GHz
Operation Mode:	802.11 a
Transfer Rate:	6 Mbps
Operating Frequency	5745 MHz
Channel No.	149 Ch

Frequency [MHz]	Reading [dBuV/m]	AN.+CL-AMP G [dBm]	ANT. POL [H/V]	Total [dBuV/m]	Limit [dBuV/m]	Margin [dB]	Detect
11490	53.93	11.22	V	65.15	73.98	8.83	PK
11490	39.62	11.22	V	50.84	53.98	3.14	AV
11490	52.87	11.22	H	64.09	73.98	9.89	PK
11490	38.22	11.22	H	49.44	53.98	4.54	AV

Notes:

1. Measuring frequencies from 1 GHz to the 10th harmonic of highest fundamental frequency.
2. Measurements above show only up to 6 maximum emissions noted, or would be lesser if no specific emissions from the EUT are recorded (ie: margin > 20 dB from the applicable limit) and considered that's already beyond the background noise floor.
3. Radiated emissions measured in frequency above 1000MHz were made with an instrument using Peak detector mode and average detector mode of the emission shown in Actual FS column.
4. Total = Reading Value + Antenna Factor + Cable Loss - Amp Gain
5. We have done 802.11b/g/n mode and all data rate. Worst data rate is the lowest data of each mode
6. We have done x, y, z planes in EUT and horizontal and vertical polarization in detecting antenna.

FCC PT.15.247 TEST REPORT	FCC CERTIFICATION REPORT		www.hct.co.kr
Test Report No. HCTR1308FR03	Date of Issue: August 01, 2013	EUT Type: Cellular/PCS GSM/GPRS/EDGE/WCDMA/HSDPA/HSUPA Phone with Bluetooth, WLAN and NFC/Felica)	FCC ID: ZNF605



Band :	5.8 GHz
Operation Mode:	802.11 a
Transfer Rate:	6 Mbps
Operating Frequency	5785 MHz
Channel No.	157 Ch

Frequency [MHz]	Reading [dBuV/m]	AN.+CL-AMP G [dBm]	ANT. POL [H/V]	Total [dBuV/m]	Limit [dBuV/m]	Margin [dB]	Detect
11570	54.64	11.71	V	66.35	73.98	7.63	PK
11570	40.11	11.71	V	51.82	53.98	2.16	AV
11570	52.74	11.71	H	64.45	73.98	9.53	PK
11570	38.31	11.71	H	50.02	53.98	3.96	AV

Notes:

1. Measuring frequencies from 1 GHz to the 10th harmonic of highest fundamental frequency.
2. Measurements above show only up to 6 maximum emissions noted, or would be lesser if no specific emissions from the EUT are recorded (ie: margin > 20 dB from the applicable limit) and considered that's already beyond the background noise floor.
3. Radiated emissions measured in frequency above 1000MHz were made with an instrument using Peak detector mode and average detector mode of the emission shown in Actual FS column.
4. Total = Reading Value + Antenna Factor + Cable Loss - Amp Gain
5. We have done 802.11b/g/n mode and all data rate. Worst data rate is the lowest data of each mode
6. We have done x, y, z planes in EUT and horizontal and vertical polarization in detecting antenna.

FCC PT.15.247 TEST REPORT	FCC CERTIFICATION REPORT		www.hct.co.kr
Test Report No. HCTR1308FR03	Date of Issue: August 01, 2013	EUT Type: Cellular/PCS GSM/GPRS/EDGE/WCDMA/HSDPA/HSUPA Phone with Bluetooth, WLAN and NFC/Felica)	FCC ID: ZNF605



Band :	5.8 GHz
Operation Mode:	802.11 a
Transfer Rate:	6 Mbps
Operating Frequency	5825 MHz
Channel No.	165 Ch

Frequency [MHz]	Reading [dBuV/m]	AN.+CL-AMP G [dBm]	ANT. POL [H/V]	Total [dBuV/m]	Limit [dBuV/m]	Margin [dB]	Detect
11650	54.94	11.34	V	66.28	73.98	7.70	PK
11650	40.48	11.34	V	51.82	53.98	2.16	AV
11650	53.27	11.34	H	64.61	73.98	9.37	PK
11650	38.40	11.34	H	49.74	53.98	4.24	AV

Notes:

1. Measuring frequencies from 1 GHz to the 10th harmonic of highest fundamental frequency.
2. Measurements above show only up to 6 maximum emissions noted, or would be lesser if no specific emissions from the EUT are recorded (ie: margin > 20 dB from the applicable limit) and considered that's already beyond the background noise floor.
3. Radiated emissions measured in frequency above 1000MHz were made with an instrument using Peak detector mode and average detector mode of the emission shown in Actual FS column.
4. Total = Reading Value + Antenna Factor + Cable Loss - Amp Gain
5. We have done 802.11b/g/n mode and all data rate. Worst data rate is the lowest data of each mode
6. We have done x, y, z planes in EUT and horizontal and vertical polarization in detecting antenna.

FCC PT.15.247 TEST REPORT	FCC CERTIFICATION REPORT		www.hct.co.kr
Test Report No. HCTR1308FR03	Date of Issue: August 01, 2013	EUT Type: Cellular/PCS GSM/GPRS/EDGE/WCDMA/HSDPA/HSUPA Phone with Bluetooth, WLAN and NFC/Felica	FCC ID: ZNF605



Band :	5.8 GHz
Operation Mode:	802.11 n_20 MHz BW
Transfer Rate:	6.5 Mbps
Operating Frequency	5745 MHz
Channel No.	149 Ch

Frequency [MHz]	Reading [dBuV/m]	AN.+CL-AMP G [dBm]	ANT. POL [H/V]	Total [dBuV/m]	Limit [dBuV/m]	Margin [dB]	Detect
11490	53.15	11.22	V	64.37	73.98	9.61	PK
11490	37.92	11.22	V	49.14	53.98	4.84	AV
11490	51.89	11.22	H	63.11	73.98	10.87	PK
11490	36.55	11.22	H	47.77	53.98	6.21	AV

Notes:

1. Measuring frequencies from 1 GHz to the 10th harmonic of highest fundamental frequency.
2. Measurements above show only up to 6 maximum emissions noted, or would be lesser if no specific emissions from the EUT are recorded (ie: margin > 20 dB from the applicable limit) and considered that's already beyond the background noise floor.
3. Radiated emissions measured in frequency above 1000MHz were made with an instrument using Peak detector mode and average detector mode of the emission shown in Actual FS column.
4. Total = Reading Value + Antenna Factor + Cable Loss - Amp Gain
5. We have done 802.11b/g/n mode and all data rate. Worst data rate is the lowest data of each mode
6. We have done x, y, z planes in EUT and horizontal and vertical polarization in detecting antenna

FCC PT.15.247 TEST REPORT	FCC CERTIFICATION REPORT		www.hct.co.kr
Test Report No. HCTR1308FR03	Date of Issue: August 01, 2013	EUT Type: Cellular/PCS GSM/GPRS/EDGE/WCDMA/HSDPA/HSUPA Phone with Bluetooth, WLAN and NFC/Felica)	FCC ID: ZNF0605



Band :	5.8 GHz
Operation Mode:	802.11 n_20 MHz BW
Transfer Rate:	6.5 Mbps
Operating Frequency	5785 MHz
Channel No.	157 Ch

Frequency [MHz]	Reading [dBuV/m]	AN.+CL-AMP G [dBm]	ANT. POL [H/V]	Total [dBuV/m]	Limit [dBuV/m]	Margin [dB]	Detect
11570	53.47	11.71	V	65.18	73.98	8.80	PK
11570	38.42	11.71	V	50.13	53.98	3.85	AV
11570	51.69	11.71	H	63.40	73.98	10.58	PK
11570	36.74	11.71	H	48.45	53.98	5.53	AV

Notes:

1. Measuring frequencies from 1 GHz to the 10th harmonic of highest fundamental frequency.
2. Measurements above show only up to 6 maximum emissions noted, or would be lesser if no specific emissions from the EUT are recorded (ie: margin > 20 dB from the applicable limit) and considered that's already beyond the background noise floor.
3. Radiated emissions measured in frequency above 1000MHz were made with an instrument using Peak detector mode and average detector mode of the emission shown in Actual FS column.
4. Total = Reading Value + Antenna Factor + Cable Loss - Amp Gain
5. We have done 802.11b/g/n mode and all data rate. Worst data rate is the lowest data of each mode
6. We have done x, y, z planes in EUT and horizontal and vertical polarization in detecting antenna

FCC PT.15.247 TEST REPORT	FCC CERTIFICATION REPORT		www.hct.co.kr
Test Report No. HCTR1308FR03	Date of Issue: August 01, 2013	EUT Type: Cellular/PCS GSM/GPRS/EDGE/WCDMA/HSDPA/HSUPA Phone with Bluetooth, WLAN and NFC/Felica)	FCC ID: ZNF605



Band :	5.8 GHz
Operation Mode:	802.11 n_20 MHz BW
Transfer Rate:	6.5 Mbps
Operating Frequency	5825 MHz
Channel No.	165 Ch

Frequency [MHz]	Reading [dBuV/m]	AN.+CL-AMP G [dBm]	ANT. POL [H/V]	Total [dBuV/m]	Limit [dBuV/m]	Margin [dB]	Detect
11650	54.94	11.34	V	66.28	73.98	7.70	PK
11650	39.02	11.34	V	50.36	53.98	3.62	AV
11650	52.01	11.34	H	63.35	73.98	10.63	PK
11650	36.50	11.34	H	47.84	53.98	6.14	AV

Notes:

1. Measuring frequencies from 1 GHz to the 10th harmonic of highest fundamental frequency.
2. Measurements above show only up to 6 maximum emissions noted, or would be lesser if no specific emissions from the EUT are recorded (ie: margin > 20 dB from the applicable limit) and considered that's already beyond the background noise floor.
3. Radiated emissions measured in frequency above 1000MHz were made with an instrument using Peak detector mode and average detector mode of the emission shown in Actual FS column.
4. Total = Reading Value + Antenna Factor + Cable Loss - Amp Gain
5. We have done 802.11b/g/n mode and all data rate. Worst data rate is the lowest data of each mode
6. We have done x, y, z planes in EUT and horizontal and vertical polarization in detecting antenna

FCC PT.15.247 TEST REPORT	FCC CERTIFICATION REPORT		www.hct.co.kr
Test Report No. HCTR1308FR03	Date of Issue: August 01, 2013	EUT Type: Cellular/PCS GSM/GPRS/EDGE/WCDMA/HSDPA/HSUPA Phone with Bluetooth, WLAN and NFC/Felica)	FCC ID: ZNF605



Band :	5.8 GHz
Operation Mode:	802.11 n_40 MHz BW
Transfer Rate:	13.5 Mbps
Operating Frequency	5755 MHz
Channel No.	151 Ch

Frequency [MHz]	Reading [dBuV/m]	AN.+CL-AMP G [dBm]	ANT. POL [H/V]	Total [dBuV/m]	Limit [dBuV/m]	Margin [dB]	Detect
11510	51.61	11.53	V	63.14	73.98	10.84	PK
11510	36.98	11.53	V	48.51	53.98	5.47	AV
11510	50.13	11.53	H	61.66	73.98	12.32	PK
11510	35.91	11.53	H	47.44	53.98	6.54	AV

Notes:

1. Measuring frequencies from 1 GHz to the 10th harmonic of highest fundamental frequency.
2. Measurements above show only up to 6 maximum emissions noted, or would be lesser if no specific emissions from the EUT are recorded (ie: margin > 20 dB from the applicable limit) and considered that's already beyond the background noise floor.
3. Radiated emissions measured in frequency above 1000MHz were made with an instrument using Peak detector mode and average detector mode of the emission shown in Actual FS column.
4. Total = Reading Value + Antenna Factor + Cable Loss - Amp Gain
5. We have done 802.11b/g/n mode and all data rate. Worst data rate is the lowest data of each mode
6. We have done x, y, z planes in EUT and horizontal and vertical polarization in detecting antenna

FCC PT.15.247 TEST REPORT	FCC CERTIFICATION REPORT		www.hct.co.kr
Test Report No. HCTR1308FR03	Date of Issue: August 01, 2013	EUT Type: Cellular/PCS GSM/GPRS/EDGE/WCDMA/HSDPA/HSUPA Phone with Bluetooth, WLAN and NFC/Felica)	FCC ID: ZNF605



Band :	5.8 GHz
Operation Mode:	802.11 n_40 MHz BW
Transfer Rate:	13.5 Mbps
Operating Frequency	5795 MHz
Channel No.	159 Ch

Frequency [MHz]	Reading [dBuV/m]	AN.+CL-AMP G [dBm]	ANT. POL [H/V]	Total [dBuV/m]	Limit [dBuV/m]	Margin [dB]	Detect
11590	52.41	11.64	V	64.05	73.98	9.93	PK
11590	37.93	11.64	V	49.57	53.98	4.41	AV
11590	49.61	11.64	H	61.25	73.98	12.73	PK
11590	35.62	11.64	H	47.26	53.98	6.72	AV

Notes:

1. Measuring frequencies from 1 GHz to the 10th harmonic of highest fundamental frequency.
2. Measurements above show only up to 6 maximum emissions noted, or would be lesser if no specific emissions from the EUT are recorded (ie: margin > 20 dB from the applicable limit) and considered that's already beyond the background noise floor.
3. Radiated emissions measured in frequency above 1000MHz were made with an instrument using Peak detector mode and average detector mode of the emission shown in Actual FS column.
4. Total = Reading Value + Antenna Factor + Cable Loss - Amp Gain
5. We have done 802.11b/g/n mode and all data rate. Worst data rate is the lowest data of each mode
6. We have done x, y, z planes in EUT and horizontal and vertical polarization in detecting antenna

FCC PT.15.247 TEST REPORT	FCC CERTIFICATION REPORT		www.hct.co.kr
Test Report No. HCTR1308FR03	Date of Issue: August 01, 2013	EUT Type: Cellular/PCS GSM/GPRS/EDGE/WCDMA/HSDPA/HSUPA Phone with Bluetooth, WLAN and NFC/Felica)	FCC ID: ZNF605



8.6.2 RADIATED RESTRICTED BAND EDGES

Test Requirements and limit, §15.247(d) §15.205, §15.209

In any 100 kHz bandwidth outside the frequency band in which the spread spectrum is operating, the radio frequency power that is produced by the intentional radiator shall be at least 20 dB below that in the 100 kHz bandwidth within the band that contains the highest level of the desired power, based on either an RF conducted or a radiated measurement. Attenuation below the general limits specified in Section 15.209(a) is not required. In addition, radiated emissions which fall in the restricted bands, as defined in Section 15.205(a), must also comply with the radiated emission limits specified in section 15.209(a) (See section 15.205(c)).

Operation Mode:	802.11g
Transfer Rate:	6 Mbps
Operating Frequency	2412 MHz, 2462 MHz
Channel No.	01 Ch, 11 Ch

Frequency [MHz]	Reading [dBuV/m]	AN.+CL [dBm]	ANT. POL [H/V]	Total [dBuV/m]	Limit [dBuV/m]	Margin [dB]	Detect
2390.0	27.40	33.90	H	61.30	73.98	12.68	PK
2390.0	11.68	33.90	H	45.58	53.98	8.40	AV
2390.0	26.16	33.90	V	60.06	73.98	13.92	PK
2390.0	11.81	33.90	V	45.71	53.98	8.27	AV
2483.5	34.19	33.99	H	68.18	73.98	5.80	PK
2483.5	12.74	33.99	H	46.73	53.98	7.25	AV
2483.5	32.92	33.99	V	66.91	73.98	7.07	PK
2483.5	12.44	33.99	V	46.43	53.98	7.55	AV

FCC PT.15.247 TEST REPORT		FCC CERTIFICATION REPORT		www.hct.co.kr
Test Report No. HCTR1308FR03	Date of Issue: August 01, 2013	EUT Type: Cellular/PCS GSM/GPRS/EDGE/WCDMA/HSDPA/HSUPA Phone with Bluetooth, WLAN and NFC/Felica)		FCC ID: ZNF605



Operation Mode: 802.11b
 Transfer Rate: 1 Mbps
 Operating Frequency: 2412 MHz, 2462 MHz
 Channel No.: 01 Ch, 11 Ch

Frequency [MHz]	Reading [dBuV/m]	AN.+CL [dBm]	ANT. POL [H/V]	Total [dBuV/m]	Limit [dBuV/m]	Margin [dB]	Detect
2390.0	25.51	33.90	H	59.41	73.98	14.57	PK
2390.0	13.35	33.90	H	47.25	53.98	6.73	AV
2390.0	24.88	33.90	V	58.78	73.98	15.20	PK
2390.0	13.31	33.90	V	47.21	53.98	6.77	AV
2483.5	26.29	33.99	H	60.28	73.98	13.70	PK
2483.5	13.81	33.99	H	47.80	53.98	6.18	AV
2483.5	25.72	33.99	V	59.71	73.98	14.27	PK
2483.5	13.41	33.99	V	47.40	53.98	6.58	AV

Operation Mode: 802.11n
 Transfer Rate: 6.5 Mbps
 Operating Frequency: 2412 MHz, 2462 MHz
 Channel No.: 01 Ch, 11 Ch

Frequency [MHz]	Reading [dBuV/m]	AN.+CL [dBm]	ANT. POL [H/V]	Total [dBuV/m]	Limit [dBuV/m]	Margin [dB]	Detect
2390.0	25.41	33.90	H	59.31	73.98	14.67	PK
2390.0	11.88	33.90	H	45.78	53.98	8.20	AV
2390.0	25.27	33.90	V	59.17	73.98	14.81	PK
2390.0	11.48	33.90	V	45.38	53.98	8.60	AV
2483.5	29.13	33.99	H	63.12	73.98	10.86	PK
2483.5	12.53	33.99	H	46.52	53.98	7.46	AV
2483.5	29.97	33.99	V	63.96	73.98	10.02	PK
2483.5	12.40	33.99	V	46.39	53.98	7.59	AV

Notes:

1. Total = Reading Value + Antenna Factor + Cable Loss
2. We have done 802.11b/g/n mode and all data rate. Worst data rate is the lowest data of each mode.
3. We have done x, y, z planes in EUT and horizontal and vertical polarization in detecting antenna.

8.7 POWERLINE CONDUCTED EMISSIONS

Test Requirements and limit, §15.207

For an intentional radiator which is designed to be connected to the public utility (AC) power line, the radio frequency voltage that is conducted back onto the AC power line on any frequency or frequencies within the band 150 kHz to 30 MHz shall not exceed 250 microvolts (The limit decreases linearly with the logarithm of the frequency in the range 0.15 MHz to 0.50 MHz). The limits at specific frequency range is listed as follows:

Frequency Range (MHz)	Limits (dB μ V)	
	Quasi-peak	Average
0.15 to 0.50	66 to 56	56 to 46
0.50 to 5	56	46
5 to 30	60	50

Compliance with this provision shall be based on the measurement of the radio frequency voltage between each power line (LINE and NEUTRAL) and ground at the power terminals.

Test Configuration

See test photographs attached in Appendix 1 for the actual connections between EUT and support equipment.

TEST PROCEDURE

1. The EUT is placed on a wooden table 80 cm above the reference ground plane.
2. The EUT is connected via LISN to a test power supply.
3. The measurement results are obtained as described below:
4. Detectors – Quasi Peak and Average Detector.
5. We are performed the AC Power Line Conducted Emission test for 11 Mbps, Ch.11 and 802.11b. Because 802.11b mode is worst case.



RESULT PLOTS

Conducted Emissions (Line 1)

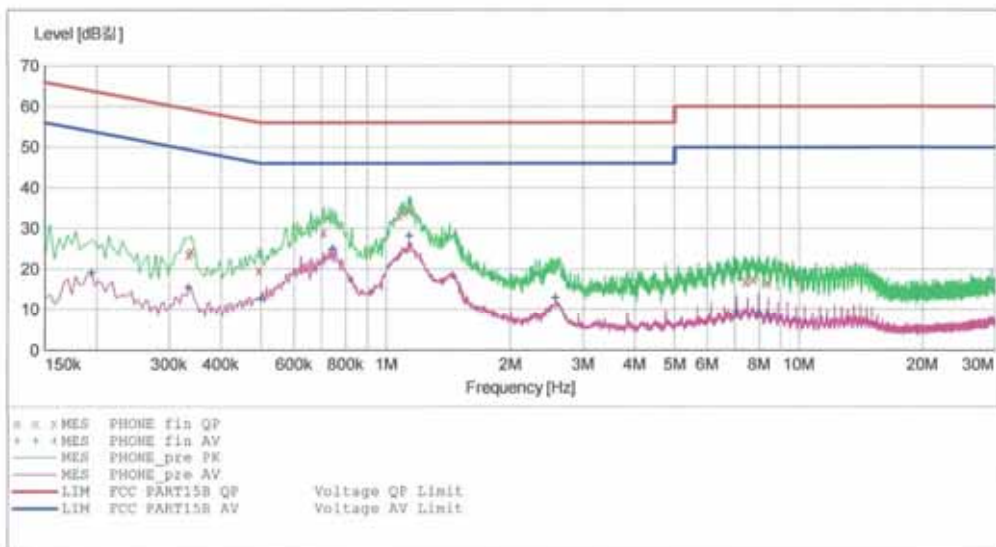
HCT

EMC

EUT: LG-D605
 Manufacturer: LG
 Operating Condition: WLAN MODE
 Test Site: SHIELD ROOM
 Operator: KH SEO
 Test Specification: FCC PART15 B
 Comment: H

SCAN TABLE: "FCC CLASS B(H)"

Short Description: KN22 CLASS B				Detector	Meas. Time	IF Bandw.	Transducer
Start Frequency	Stop Frequency	Step Width					
150.0 kHz	500.0 kHz	4.0 kHz		MaxPeak	10.0 ms	9 kHz	None
				Average			
500.0 kHz	5.0 MHz	4.0 kHz		MaxPeak	10.0 ms	9 kHz	None
				Average			
5.0 MHz	30.0 MHz	4.0 kHz		MaxPeak	10.0 ms	9 kHz	None
				Average			



MEASUREMENT RESULT: "PHONE_fin_QP"

2013-07-15 4:57오.후

Frequency MHz	Level dBμV	Transd dB	Limit dBμV	Margin dB	Line	PE
0.334001	23.60	9.8	59	35.7	---	---
0.338001	24.40	9.8	59	34.8	---	---
0.494001	19.70	9.8	56	36.4	---	---
0.708000	29.00	9.8	56	27.0	---	---
1.076000	33.40	9.8	56	22.6	---	---
1.132000	34.60	9.9	56	21.4	---	---
7.416000	16.90	10.3	60	43.1	---	---
7.716000	17.50	10.3	60	42.5	---	---
8.384000	16.70	10.4	60	43.3	---	---

FCC PT.15.247 TEST REPORT	FCC CERTIFICATION REPORT		www.hct.co.kr
Test Report No. HCTR1308FR03	Date of Issue: August 01, 2013	EUT Type: Cellular/PCS GSM/GPRS/EDGE/WCDMA/HSDPA/HSUPA Phone with Bluetooth, WLAN and NFC(Felica)	FCC ID: ZNFD605

MEASUREMENT RESULT: "PHONE_fin AV"

2013-07-15 4:57오.후

Frequency MHz	Level dBμV	Transd dB	Limit dBμV	Margin dB	Line	PE
0.194001	19.00	9.8	54	34.9	---	---
0.334001	15.40	9.8	49	34.0	---	---
0.500000	12.60	9.8	46	33.4	---	---
0.744000	24.90	9.8	46	21.1	---	---
1.140000	28.10	9.9	46	17.9	---	---
2.572000	12.90	10.0	46	33.1	---	---
7.048000	9.40	10.3	50	40.6	---	---
7.968000	9.10	10.3	50	40.9	---	---
8.428000	8.50	10.4	50	41.5	---	---

FCC PT.15.247 TEST REPORT		FCC CERTIFICATION REPORT		www.hct.co.kr
Test Report No. HCTR1308FR03	Date of Issue: August 01, 2013	EUT Type: Cellular/PCS GSM/GPRS/EDGE/WCDMA/HSDPA/HSUPA Phone with Bluetooth, WLAN and NFC/Felica)		FCC ID: ZNFD605

Conducted Emissions (Line 2)

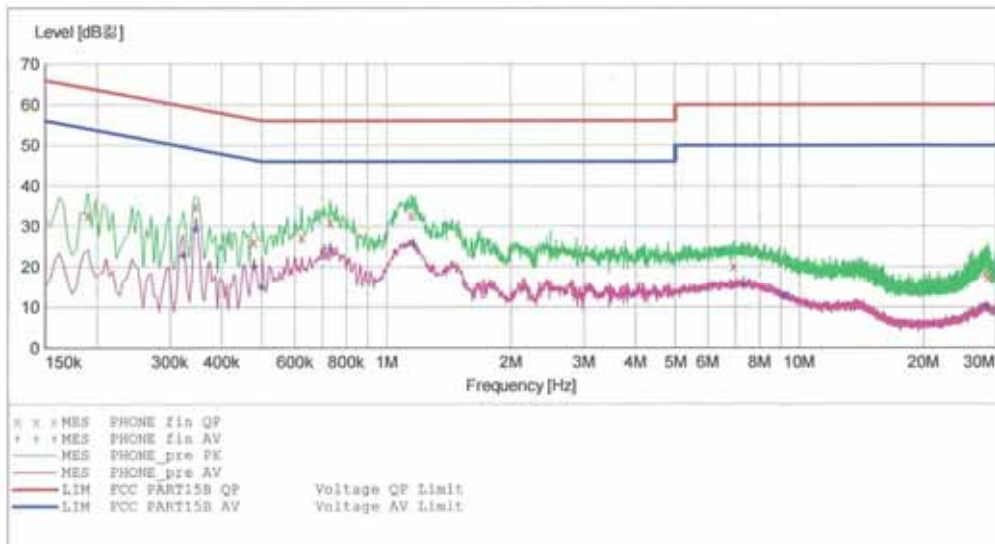
HCT

EMC

EUT: LG-D605
 Manufacturer: LG
 Operating Condition: WLAN MODE
 Test Site: SHIELD ROOM
 Operator: KH SEO
 Test Specification: FCC PART15 B
 Comment: N

SCAN TABLE: "FCC CLASS B(N)"

Start Frequency	Stop Frequency	Step Width	Detector	Meas. Time	IF Bandw.	Transducer
150.0 kHz	500.0 kHz	4.0 kHz	MaxPeak	10.0 ms	9 kHz	None
			Average			
500.0 kHz	5.0 MHz	4.0 kHz	MaxPeak	10.0 ms	9 kHz	None
			Average			
5.0 MHz	30.0 MHz	4.0 kHz	MaxPeak	10.0 ms	9 kHz	None
			Average			



MEASUREMENT RESULT: "PHONE_fin_QP"

2013-07-15 3:59 오후

Frequency MHz	Level dBμV	Transd dB	Limit dBμV	Margin dB	Line	PE
0.190001	32.70	10.0	64	31.3	---	---
0.346001	34.90	10.0	59	24.2	---	---
0.478001	26.20	10.0	56	30.1	---	---
0.624000	27.30	10.0	56	28.7	---	---
0.732000	31.00	10.0	56	25.0	---	---
1.152000	32.80	10.1	56	23.2	---	---
6.924000	20.30	10.5	60	39.7	---	---
28.312000	18.50	11.7	60	41.5	---	---
28.700000	17.50	11.8	60	42.5	---	---

MEASUREMENT RESULT: "PHONE_fin AV"

2013-07-15 3:59오-후

Frequency MHz	Level dBμ	Transd dB	Limit dBμ	Margin dB	Line	PE
0.322001	22.80	10.0	50	26.9	---	---
0.346001	29.30	10.0	49	19.8	---	---
0.478001	20.10	10.0	46	26.2	---	---
0.500000	14.90	10.0	46	31.1	---	---
0.732000	24.50	10.0	46	21.5	---	---
1.164000	25.60	10.1	46	20.4	---	---
7.324000	15.50	10.5	50	34.5	---	---
9.180000	12.70	10.7	50	37.3	---	---
28.448000	10.20	11.8	50	39.8	---	---

FCC PT.15.247 TEST REPORT	FCC CERTIFICATION REPORT			www.hct.co.kr
Test Report No. HCTR1308FR03	Date of Issue: August 01, 2013	EUT Type: Cellular/PCS GSM/GPRS/EDGE/WCDMA/HSDPA/HSUPA Phone with Bluetooth, WLAN and NFC/Felica)		FCC ID: ZNFD605

9. LIST OF TEST EQUIPMENT

Manufacturer	Model / Equipment	Calibration Interval	Calibration Due	Serial No.
Rohde & Schwarz	ENV216/ LISN	Annual	02/06/2014	100073
Schwarzbeck	VULB 9160/ TRILOG Antenna	Biennial	12/17/2014	3150
Rohde & Schwarz	ESI 40 / EMI TEST RECEIVER	Annual	04/16/2014	831564103
Agilent	E4440A/ Spectrum Analyzer	Annual	04/25/2014	US45303008
Agilent	N9020A/ SIGNAL ANALYZER	Annual	05/14/2014	MY51110063
HD	MA240/ Antenna Position Tower	N/A	N/A	556
EMCO	1050/ Turn Table	N/A	N/A	114
HD GmbH	HD 100/ Controller	N/A	N/A	13
HD GmbH	KMS 560/ SlideBar	N/A	N/A	12
Rohde & Schwarz	SCU-18/ Signal Conditioning Unit	Annual	09/11/2013	10094
MITEQ	AMF-6B-180265-35-10P / POWER AMP	Annual	04/16/2014	667624
CERNEX	CBL26405040 / POWER AMP	Annual	04/16/2014	19660
Schwarzbeck	BBHA 9120D/ Horn Antenna	Biennial	10/17/2013	937
Schwarzbeck	BBHA9170 / Horn Antenna(15 GHz ~ 40 GHz)	Biennial	10/30/2014	BBHA9170124
Rohde & Schwarz	FSP / Spectrum Analyzer	Annual	02/08/2014	839117/011
Agilent	E4416A /Power Meter	Annual	11/07/2013	GB41291412
Agilent	E9327A /POWER SENSOR	Annual	04/16/2014	MY4442009
Wainwright Instrument	WHF3.0/18G-10EF / High Pass Filter	Annual	02/08/2014	F6
Wainwright Instrument	WHNX6.0/26.5G-6SS / High Pass Filter	Annual	04/16/2014	1
Wainwright Instrument	WHNX7.0/18G-8SS / High Pass Filter	Annual	04/16/2014	29
Wainwright Instrument	WRCJ2400/2483.5-2370/2520-60/14SS / Band Reject Filter	Annual	03/19/2014	1
Hewlett Packard	11636B/Power Divider	Annual	11/07/2013	11377
Agilent	87300B/Directional Coupler	Annual	12/24/2013	3116A03621
Hewlett Packard	11667B / Power Splitter	Annual	05/29/2014	05001
DIGITAL	EP-3010 /DC POWER SUPPLY	Annual	11/07/2013	3110117
ITECH	IT6720 / DC POWER SUPPLY	Annual	11/07/2013	010002156287001199
TESCOM	TC-3000C / BLUETOOTH TESTER	Annual	04/24/2014	3000C000276
Rohde & Schwarz	CBT / BLUETOOTH TESTER	Annual	04/25/2014	100422
EMCO	6502.LOOP ANTENNA	Biennial	01/11/2014	9009-2536
CERNEX	CBLU1183540 / POWER AMP	Annual	07/27/2013	21691
Agilent	8493C / Attenuator(10 dB)	Annual	07/30/2013	76649
WEINSCHL	2-3 / Attenuator(3 dB)	Annual	11/07/2013	BR0617

FCC PT.15.247 TEST REPORT	FCC CERTIFICATION REPORT		www.hct.co.kr
Test Report No. HCTR1308FR03	Date of Issue: August 01, 2013	EUT Type: Cellular/PCS GSM/GPRS/EDGE/WCDMA/HSDPA/HSUPA Phone with Bluetooth, WLAN and NFC(Felica)	FCC ID: ZNF605