

13. TEST SETUP PHOTOGRAPHS





FCC ID: ZNFD520	 PCTEST ENGINEERING LABORATORY, INC.	HAC (T-COIL) TEST REPORT	 LG	Reviewed by: Quality Manager
Filename: 0Y1310162040.ZNF	Test Dates: 10/24/2013	EUT Type: Portable Handset	Page 37 of 39	




Figure 13-1
Test Setup for Wireless Device



Figure 13-2
Test Setup for Wireless Device

FCC ID: ZNFD520	 PCTEST <small>ENGINEERING LABORATORY, INC.</small>	HAC (T-COIL) TEST REPORT	 LG	Reviewed by: Quality Manager
Filename: 0Y1310162040.ZNF	Test Dates: 10/24/2013	EUT Type: Portable Handset	Page 38 of 39	





Axial

Radial (Transverse)

Figure 13-3
T-Coil Scan Overlay Magnetic Field Distributions

Note: Final measurement locations are indicated by a cursor on the contour plots.

FCC ID: ZNFD520	 PCTEST <small>ENGINEERING LABORATORY, INC.</small>	HAC (T-COIL) TEST REPORT	 LG Reviewed by: Quality Manager
Filename: 0Y1310162040.ZNF	Test Dates: 10/24/2013	EUT Type: Portable Handset	Page 39 of 39