




# 13. TEST SETUP PHOTOGRAPHS



<b>FCC ID:</b> ZNFD415	 <b>PCTEST</b> ENGINEERING LABORATORY, INC.	<b>HAC (T-COIL) TEST REPORT</b>	 <b>LG</b>	<b>Reviewed by:</b> Quality Manager
<b>Filename:</b> 0Y1401270191.ZNF	<b>Test Dates:</b> February 5-6, 2014	<b>EUT Type:</b> Portable Handset	Page 37 of 39	



**Figure 13-1**  
**Test Setup for Wireless Device**



**Figure 13-2**  
**Test Setup for Wireless Device**

FCC ID: ZNFD415	 <b>PCTEST</b> <small>ENGINEERING LABORATORY, INC.</small>	HAC (T-COIL) TEST REPORT	 <b>LG</b>	Reviewed by: Quality Manager
Filename: 0Y1401270191.ZNF	Test Dates: February 5-6, 2014	EUT Type: Portable Handset	Page 38 of 39	





Axial

Radial (Transverse)

**Figure 13-3**  
**T-Coil Scan Overlay Magnetic Field Distributions**

Note: Final measurement locations are indicated by a cursor on the contour plots.

FCC ID: ZNFD415	 <b>PCTEST</b> <small>ENGINEERING LABORATORY, INC.</small>	HAC (T-COIL) TEST REPORT	 <b>LG</b> Reviewed by: Quality Manager
Filename: 0Y1401270191.ZNF	Test Dates: February 5-6, 2014	EUT Type: Portable Handset	Page 39 of 39