

# HCT CO., LTD.

## CERTIFICATE OF COMPLIANCE FCC Certification

<b>Applicant Name:</b> LG Electronics MobileComm U.S.A., Inc.	<b>Date of Issue:</b> March 31, 2014
<b>Address:</b> 1000 Sylvan Avenue, Englewood Cliffs NJ 07632	<b>Test Site/Location:</b> HCT CO., LTD., 74, Seoicheon-ro 578beon-gil, Majang-myeon, Icheon-si, Gyeonggi-do, Korea
	<b>Report No.:</b> HCT-R-1403-F062
	<b>HCT FRN:</b> 0005866421

**FCC ID : ZNFD410H**

**APPLICANT : LG Electronics MobileComm U.S.A., Inc.**

<b>FCC Model(s):</b>	LG-D410h
<b>Additional FCC Model(s):</b>	D410h, D410H, LGD410h, LGD410H, LG-D410H
<b>EUT Type:</b>	Cellular/PCS GSM/GPRS/EDGE/WCDMA/HSDPA/HSUPA/HSPA+ Phone with Bluetooth and WLAN
<b>Max. RF Output Power:</b>	Wi-Fi 802.11b(21.18 dBm) / Wi-Fi 802.11g (18.25 dBm) / Wi-Fi 802.11n (17.30 dBm)
<b>Frequency Range:</b>	2412 MHz - 2462 MHz (2.4 GHz Band)
<b>Modulation type</b>	CCK/DSSS/OFDM
<b>FCC Classification:</b>	Digital Transmission System(DTS)
<b>FCC Rule Part(s):</b>	Part 15.247

**Engineering Statement:**

The measurements shown in this report were made in accordance with the procedures indicated, and the emissions from this equipment were found to be within the limits applicable. I assume full responsibility for the accuracy and completeness of these measurements, and for the qualifications of all persons taking them.

HCT CO., LTD. Certifies that no party to this application has subject to a denial of Federal benefits that includes FCC benefits pursuant to section 5301 of the Anti-Drug Abuse Act of 1998, 21 U.S.C. 853(a)



**Report prepared by**  
**: Kyounghoun Seo**  
**Test Engineer of RF Team**



**Approved by**  
**: Chang Seok Choi**  
**Manager of RF Team**

This report only responds to the tested sample and may not be reproduced, except in full, without written approval of the HCT Co.,

FCC PT.15.247 TEST REPORT		FCC CERTIFICATION REPORT		<a href="http://www.hct.co.kr">www.hct.co.kr</a>
Test Report No. HCT-R-1403-F062	Date of Issue: March 31, 2014	EUT Type: Cellular/PCS GSM/GPRS/EDGE/WCDMA/HSDPA/HSUPA/HSPA+ Phone with Bluetooth and WLAN	FCC ID: ZNFD410H	



# Version

TEST REPORT NO.	DATE	DESCRIPTION
HCT-R-1403-F062	March 31, 2014	- First Approval Report

# Table of Contents

1. GENERAL INFORMATION .....	4
2. EUT DESCRIPTION .....	4
3. TEST METHODOLOGY .....	5
3.1 EUT CONFIGURATION .....	5
3.2 EUT EXERCISE .....	5
3.3 GENERAL TEST PROCEDURES .....	5
3.4 DESCRIPTION OF TEST MODES .....	5
4. INSTRUMENT CALIBRATION.....	6
5. FACILITIES AND ACCREDITATIONS .....	6
5.1 FACILITIES .....	6
5.2 EQUIPMENT .....	6
6. ANTENNA REQUIREMENTS .....	7
7. SUMMARY TEST OF RESULTS .....	8
8. TEST RESULT .....	9
8.1 DUTY CYCLE.....	9
8.2 6dB BANDWIDTH (802.11b/g/n) .....	1 1
8.3 OUTPUT POWER (802.11b/g/n).....	1 5
8.4 POWER SPECTRAL DENSITY (802.11b/g/n).....	2 2
8.5 OUT OF BAND EMISSIONS AT THE BAND EDGE/ CONDUCTED SPURIOUS EMISSIONS ...	2 6
8.6 RADIATED MEASUREMENT.....	3 9
8.6.1 RADIATED SPURIOUS EMISSIONS.....	3 9
8.6.2 RADIATED RESTRICTED BAND EDGES .....	5 1
8.7 POWERLINE CONDUCTED EMISSIONS .....	5 3
9. LIST OF TEST EQUIPMENT .....	5 8
9.1 LIST OF TEST EQUIPMENT(Conducted Test) .....	5 8
9.2 LIST OF TEST EQUIPMENT(Radiated Test).....	5 9

FCC PT.15.247 TEST REPORT		FCC CERTIFICATION REPORT		<a href="http://www.hct.co.kr">www.hct.co.kr</a>
Test Report No. HCT-R-1403-F062	Date of Issue: March 31, 2014	EUT Type: Cellular/PCS GSM/GPRS/EDGE/WCDMA/HSDPA/HSUPA/HSPA+ Phone with Bluetooth and WLAN		FCC ID: ZNFD410H



# 1. GENERAL INFORMATION

**Applicant:** LG Electronics MobileComm U.S.A., Inc.  
**Address:** 1000 Sylvan Avenue, Englewood Cliffs NJ 07632  
**FCC ID:** ZNFD410H  
**EUT Type:** Cellular/PCS GSM/GPRS/EDGE/WCDMA/HSDPA/HSUPA/HSPA+ Phone with Bluetooth and WLAN  
**Model name(s):** LG-D410h  
**Additional Model name(s):** D410h, D410H, LGD410h, LGD410H, LG-D410H  
**Date(s) of Tests:** March 05, 2014 ~ March 27, 2014  
**Place of Tests:** HCT Co., Ltd.  
 74, Seoicheon-ro 578beon-gil, Majang-myeon, Icheon-si, Gyeonggi-do, Korea.  
 (IC Recognition No. : 5944A-3)

# 2. EUT DESCRIPTION

<b>EUT Type</b>	Cellular/PCS GSM/GPRS/EDGE/WCDMA/HSDPA/HSUPA/HSPA+ Phone with Bluetooth and WLAN	
<b>FCC Model Name</b>	LG-D410h	
<b>Additional FCC Model Name</b>	D410h, D410H, LGD410h, LGD410H, LG-D410H	
<b>Power Supply</b>	DC 3.8 V	
<b>Battery type</b>	Li-ion Battery(Standard)	
<b>Frequency Range</b>	TX: 2412 MHz ~ 2462 MHz RX: 2412 MHz ~ 2462 MHz	
<b>Max. RF Output Power</b>	Peak	Wi-Fi 802.11b(21.18 dBm) / Wi-Fi 802.11g (18.25 dBm) / Wi-Fi 802.11n (17.30 dBm)
	Average	Wi-Fi 802.11b (15.48 dBm) / Wi-Fi 802.11g (10.10 dBm) / Wi-Fi 802.11n (9.07 dBm)
<b>Modulation Type</b>	DSSS/CCK(802.11b), OFDM(802.11g, 802.11n)	
<b>Antenna Specification</b>	Manufacturer: AT & C Antenna type: FPCB Antenna Peak Gain : 1.02 dBi	

<b>FCC PT.15.247 TEST REPORT</b>	<b>FCC CERTIFICATION REPORT</b>		<a href="http://www.hct.co.kr">www.hct.co.kr</a>
<b>Test Report No.</b> HCT-R-1403-F062	<b>Date of Issue:</b> March 31, 2014	<b>EUT Type:</b> Cellular/PCS GSM/GPRS/EDGE/WCDMA/HSDPA/HSUPA/HSPA+ Phone with Bluetooth and WLAN	<b>FCC ID:</b> ZNFD410H



### 3. TEST METHODOLOGY

FCC KDB 558074 D01 DTS Meas Guidance v03r01 dated April 09, 2013 entitled “Guidance for Performing Compliance Measurements on Digital Transmission Systems(DTS) and the measurement procedure described in the American National Standard for Testing Unlicensed Wireless Devices(ANSI C63.4-2003) Operating Under §15.247” were used in the measurement.

#### 3.1 EUT CONFIGURATION

The EUT configuration for testing is installed on RF field strength measurement to meet the Commissions requirement and operating in a manner that intends to maximize its emission characteristics in a continuous normal application.

#### 3.2 EUT EXERCISE

The EUT was operated in the engineering mode to fix the Tx frequency that was for the purpose of the measurements. According to its specifications, the EUT must comply with the requirements of the Section 15.207, 15.209 and 15.247 under the FCC Rules Part 15 Subpart C.

#### 3.3 GENERAL TEST PROCEDURES

##### Conducted Emissions

The EUT is placed on the turntable, which is 0.8 m above ground plane. According to the requirements in Section 13.1.4.1 of ANSI C63.4. (Version :2003) Conducted emissions from the EUT measured in the frequency range between 0.15 MHz and 30MHz using CISPR Quasi-peak and average detector modes.

##### Radiated Emissions

The EUT is placed on a turn table, which is 0.8 m above ground plane. The turntable shall rotate 360 degrees to determine the position of maximum emission level. EUT is set 3 m away from the receiving antenna, which varied from 1 m to 4 m to find out the highest emission. And also, each emission was to be maximized by changing the polarization of receiving antenna both horizontal and vertical. In order to find out the max. emission, the relative positions of this hand-held transmitter (EUT) was rotated through three orthogonal axes according to the requirements in Section 13.1.4.1 of ANSI C63.4. (Version: 2003)

##### Conducted Antenna Terminal

See Section from 9.1 to 9.2.(KDB 558074)

#### 3.4 DESCRIPTION OF TEST MODES

The EUT has been tested under operating condition. Test program used to control the EUT for staying in continuous transmitting and receiving mode is programmed.

Channel low, mid and high with highest data rate (worst case) is chosen for full testing.

<b>FCC PT.15.247 TEST REPORT</b>	<b>FCC CERTIFICATION REPORT</b>		<a href="http://www.hct.co.kr">www.hct.co.kr</a>
Test Report No. HCT-R-1403-F062	Date of Issue: March 31, 2014	EUT Type: Cellular/PCS GSM/GPRS/EDGE/WCDMA/HSDPA/HSUPA/HSPA+ Phone with Bluetooth and WLAN	FCC ID: ZNFD410H



#### 4. INSTRUMENT CALIBRATION

The measuring equipment, which was utilized in performing the tests documented herein, has been calibrated in accordance with the manufacturer's recommendations for utilizing calibration equipments, which is traceable to recognized national standards.

#### 5. FACILITIES AND ACCREDITATIONS

##### 5.1 FACILITIES

The SAC(Semi-Anechoic Chamber) and conducted measurement facility used to collect the radiated data are located at the 74, Seoicheon-ro 578beon-gil, Majang-myeon, Icheon-si, Gyeonggi-do, Korea. The site is constructed in conformance with the requirements of ANSI C63.4. (Version :2003) and CISPR Publication 22. Detailed description of test facility was submitted to the Commission and accepted dated February 28, 2014 (Registration Number: 90661)

##### 5.2 EQUIPMENT

Radiated emissions are measured with one or more of the following types of Linearly polarized antennas: tuned dipole, bi-conical, log periodic, bi-log, and/or ridged waveguide, horn. Spectrum analyzers with pre-selectors and quasi-peak detectors are used to perform radiated measurements. Conducted emissions are measured with Line Impedance Stabilization Networks and EMI Test Receivers. Calibrated wideband preamplifiers, coaxial cables, and coaxial attenuators are also used for making measurements.

All receiving equipment conforms to CISPR Publication 16-1, "Radio Interference Measuring Apparatus and Measurement Methods."

FCC PT.15.247 TEST REPORT		FCC CERTIFICATION REPORT		<a href="http://www.hct.co.kr">www.hct.co.kr</a>
Test Report No. HCT-R-1403-F062	Date of Issue: March 31, 2014	EUT Type: Cellular/PCS GSM/GPRS/EDGE/WCDMA/HSDPA/HSUPA/HSPA+ Phone with Bluetooth and WLAN		FCC ID: ZNFD410H



## 6. ANTENNA REQUIREMENTS

### According to FCC 47 CFR §15.203:

“An intentional radiator antenna shall be designed to ensure that no antenna other than that furnished by the responsible party can be used with the device. The use of a permanently attached antenna or of an antenna that uses a unique coupling to the intentional radiator shall be considered sufficient to comply with the provisions of this section.”

\* The antennas of this E.U.T are permanently attached.

\*The E.U.T Complies with the requirement of §15.203

<b>FCC PT.15.247 TEST REPORT</b>	<b>FCC CERTIFICATION REPORT</b>		<a href="http://www.hct.co.kr">www.hct.co.kr</a>
<b>Test Report No.</b> HCT-R-1403-F062	<b>Date of Issue:</b> March 31, 2014	<b>EUT Type:</b> Cellular/PCS GSM/GPRS/EDGE/WCDMA/HSDPA/HSUPA/HSPA+ Phone with Bluetooth and WLAN	<b>FCC ID:</b> ZNFD410H

## 7. SUMMARY TEST OF RESULTS

Test Description	FCC Part Section(s)	Test Limit	Test Condition	Test Result
6 dB Bandwidth	§15.247(a)(2)	> 500 kHz	CONDUCTED	PASS
Conducted Maximum Peak Output Power	§15.247(b)(3)	< 1 Watt		PASS
Power Spectral Density	§15.247(e)	< 8 dBm / 3 kHz Band		PASS
Band Edge(Out of Band Emissions)	§15.247(d)	Conducted > 20 dBc		PASS
AC Power line Conducted Emissions	§15.207	cf. Section 8.6		PASS
Radiated Spurious Emissions	§15.205, 15.209	cf. Section 8.5.1	RADIATED	PASS
Radiated Restricted Band Edge	§15.247(d), 15.205, 15.209	cf. Section 8.5.2		PASS



## 8. TEST RESULT

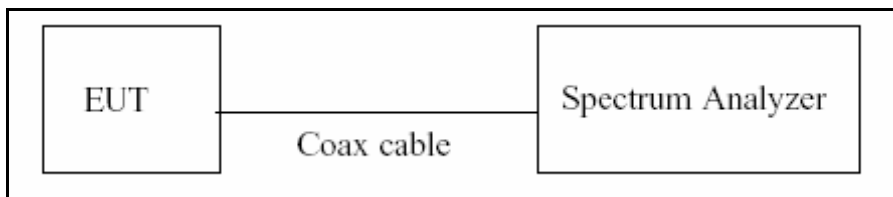
### 8.1 DUTY CYCLE

#### TEST PROCEDURE

According to KDB 558074)6)b), issued 04/09/2013)

The zero-span mode on a spectrum analyzer or EMI receiver if the response time and spacing between bins on the sweep are sufficient to permit accurate measurements of the on and off times of the transmitted signal. Set the center frequency of the instrument to the center frequency of the transmission. Set  $RBW \geq OBW$  if possible; otherwise, set RBW to the largest available value. Set  $VBW \geq RBW$ . Set detector = peak or average. The zero-span measurement method shall not be used unless both RBW and VBW are  $> 50/T$  and the number of sweep points across duration T exceeds 100. (For example, if VBW and/or RBW are limited to 3 MHz, then the zero-span method of measuring duty cycle shall not be used if  $T \leq 16.7$  microseconds.)

#### TEST CONFIGURATION



#### TEST PROCEDURE

The transmitter output is connected to the Spectrum Analyzer. We tested according to the zero-span measurement method, 6.0)b) in KDB 558074( issued 04/09/2013)

The largest available value of RBW is 8 MHz and VBW is 50 MHz. The zero-span method of measuring duty cycle shall not be used if  $T \leq 6.25$  microseconds. ( $50/6.25 = 8$ )

The zero-span method was used because all measured T data are  $> 6.25$  microseconds and both RBW and VBW are  $> 50/T$ .

1. RBW = 8 MHz (the largest available value)
2. VBW = 8 MHz ( $\geq$  RBW)
3. SPAN = 0 Hz
4. Detector = Peak
5. Number of points in sweep  $> 100$
6. Trace mode = Clear write
7. Measure  $T_{total}$  and  $T_{on}$
8. Calculate Duty Cycle =  $T_{on}/T_{total}$  and Duty Cycle Factor =  $10 \cdot \log(1/\text{Duty Cycle})$

FCC PT.15.247 TEST REPORT		FCC CERTIFICATION REPORT		<a href="http://www.hct.co.kr">www.hct.co.kr</a>
Test Report No. HCT-R-1403-F062	Date of Issue: March 31, 2014	EUT Type: Cellular/PCS Bluetooth and WLAN	GSM/GPRS/EDGE/WCDMA/HSDPA/HSUPA/HSPA+ Phone with	FCC ID: ZNFD410H

### Duty Cycle Factor

Mode	Data Rate	T <sub>on</sub> (ms)	T <sub>total</sub> (ms)	Duty Cycle	Duty Cycle Factor (dB)
b	1 Mbps	12.210	12.300	0.99268293	0.032
	2 Mbps	6.210	6.330	0.98104265	0.083
	5.5 Mbps	2.385	2.490	0.95783133	0.187
	11 Mbps	1.280	1.380	0.92753623	0.327
g	6 Mbs	2.010	2.130	0.94366197	0.252
	9 Mbs	1.350	1.450	0.93103448	0.310
	12 Mbs	1.020	1.135	0.89867841	0.464
	18 Mbs	0.675	0.795	0.84905660	0.711
	24 Mbs	0.515	0.625	0.82400000	0.841
	36 Mbs	0.348	0.456	0.76315789	1.174
	48 Mbs	0.267	0.369	0.72357724	1.405
	54 Mbs	0.243	0.342	0.71052632	1.484
n	6.5 Mbs	1.870	1.980	0.94444444	0.248
	13 Mbs	0.930	1.040	0.89423077	0.486
	19.5 Mbs	0.625	0.738	0.84688347	0.722
	26 Mbs	0.475	0.585	0.81196581	0.905
	39 Mbs	0.333	0.435	0.76551724	1.160
	52 Mbs	0.254	0.354	0.71751412	1.442
	58.5 Mbs	0.230	0.330	0.69696970	1.568
	65 Mbs	0.212	0.310	0.68387097	1.650

Note : Duty Cycle Factor =  $10 \cdot \log(1/\text{Duty Cycle})$ . where, Duty Cycle =  $T_{on} / T_{total}$

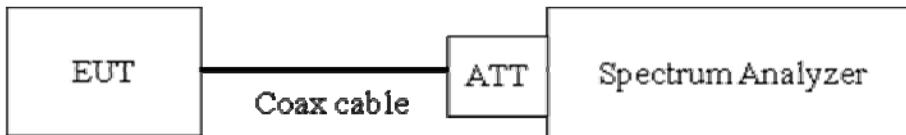
## 8.2 6dB BANDWIDTH (802.11b/g/n)

### Test Requirements and limit, §15.247(a)(2)

The bandwidth at 6dB down from the highest in-band spectral density is measured with a spectrum analyzer connected to the receive antenna while the EUT is operating in transmission mode at the appropriate frequencies.

**The minimum permissible 6dB bandwidth is 500 kHz.**

### TEST CONFIGURATION



### TEST PROCEDURE

The transmitter output is connected to the Spectrum Analyzer.

The Spectrum Analyzer is set to ( Page 5 in KDB 558074, issued 04/09/2013)

RBW = 100 kHz

VBW  $\geq$  3 x RBW

Detector = Peak

Trace mode = max hold

Sweep = auto couple

Allow the trace to stabilize

Note : We tested 6 dB bandwidth using the automatic bandwidth measurement capability of a spectrum analyzer. X dB is set 6 dB.

FCC PT.15.247 TEST REPORT		FCC CERTIFICATION REPORT		<a href="http://www.hct.co.kr">www.hct.co.kr</a>
Test Report No. HCT-R-1403-F062	Date of Issue: March 31, 2014	EUT Type: Cellular/PCS GSM/GPRS/EDGE/WCDMA/HSDPA/HSUPA/HSPA+ Phone with Bluetooth and WLAN		FCC ID: ZNFD410H



**TEST RESULTS**

**Conducted 6dB Bandwidth Measurements for 802.11b**

802.11b Mode		Measured Bandwidth [MHz]	Minimum Bandwidth [MHz]	Pass / Fail
Frequency [MHz]	Channel No.			
2412	1	7.162	0.500	Pass
2437	6	7.139	0.500	Pass
2462	11	7.156	0.500	Pass

**Conducted 6dB Bandwidth Measurements for 802.11g**

802.11g Mode		Measured Bandwidth [MHz]	Minimum Bandwidth [MHz]	Pass / Fail
Frequency [MHz]	Channel No.			
2412	1	16.46	0.500	Pass
2437	6	16.41	0.500	Pass
2462	11	16.42	0.500	Pass

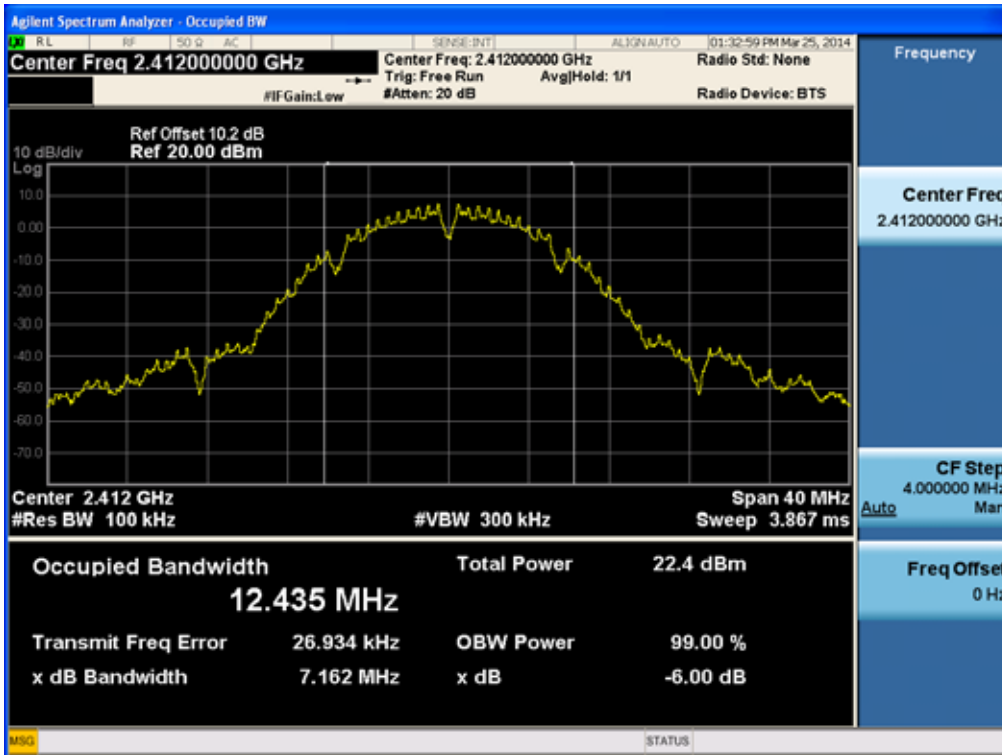
**Conducted 6dB Bandwidth Measurements for 802.11n\_20 MHz BW**

802.11n Mode		Measured Bandwidth [MHz]	Minimum Bandwidth [MHz]	Pass / Fail
Frequency [MHz]	Channel No.			
2412	1	17.63	0.500	Pass
2437	6	17.63	0.500	Pass
2462	11	17.63	0.500	Pass

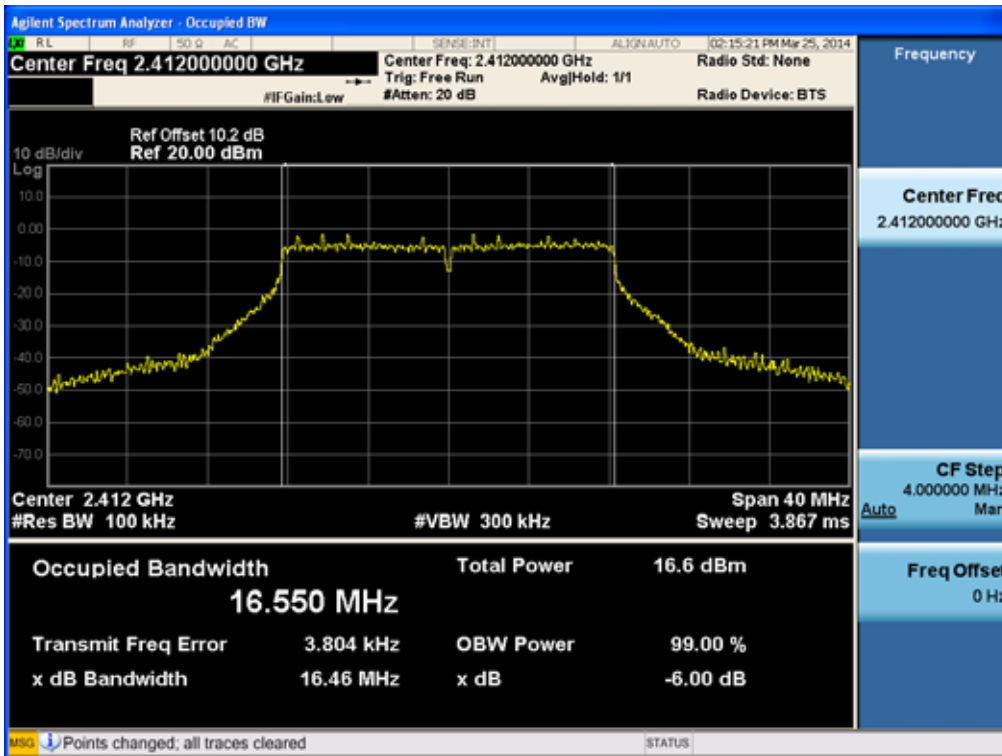
**Note :** In order to simplify the report, attached plots were only the most wide 6 dB BW channel.

## RESULT PLOTS

### 6dB Bandwidth plot (802.11b-CH 1)

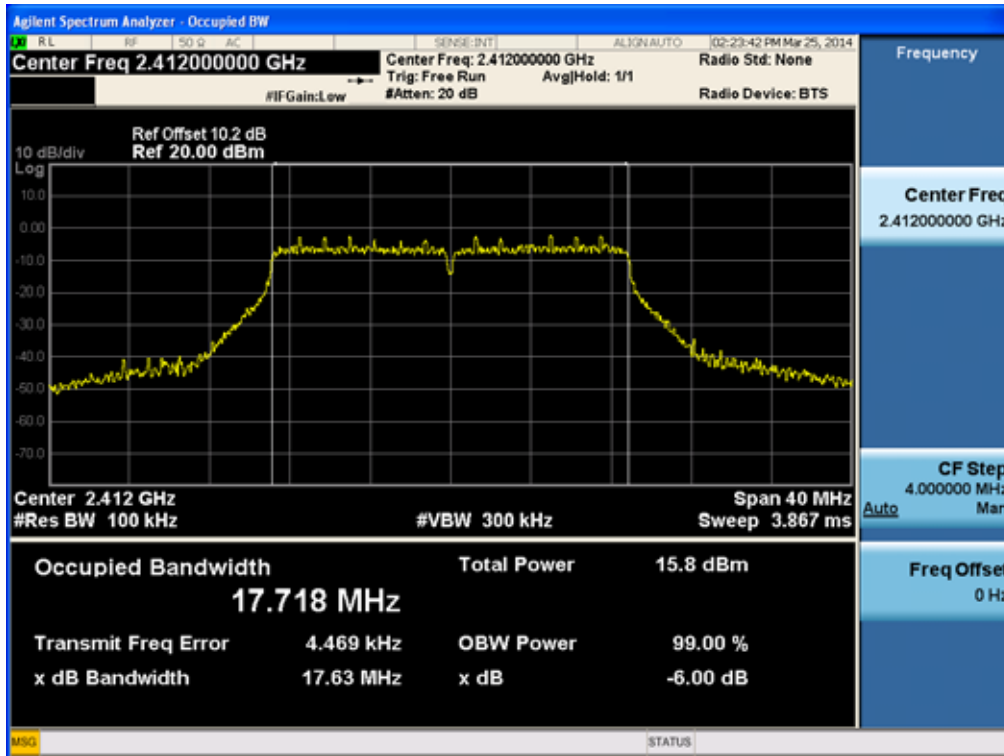


### 6dB Bandwidth plot (802.11g-CH 1)



FCC PT.15.247 TEST REPORT	FCC CERTIFICATION REPORT		<a href="http://www.hct.co.kr">www.hct.co.kr</a>
Test Report No. HCT-R-1403-F062	Date of Issue: March 31, 2014	EUT Type: Cellular/PCS GSM/GPRS/EDGE/WCDMA/HSDPA/HSUPA/HSPA+ Phone with Bluetooth and WLAN	FCC ID: ZNFD410H

### 6dB Bandwidth plot (802.11n-CH 1)



FCC PT.15.247 TEST REPORT	FCC CERTIFICATION REPORT		<a href="http://www.hct.co.kr">www.hct.co.kr</a>
Test Report No. HCT-R-1403-F062	Date of Issue: March 31, 2014	EUT Type: Cellular/PCS GSM/GPRS/EDGE/WCDMA/HSDPA/HSUPA/HSPA+ Phone with Bluetooth and WLAN	FCC ID: ZNFD410H

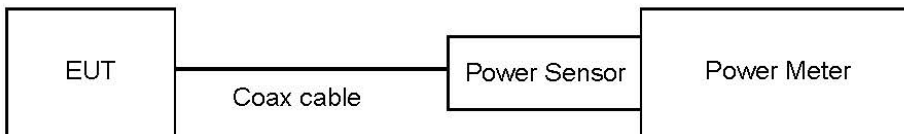
### 8.3 OUTPUT POWER (802.11b/g/n)

#### Test Requirements and limit, §15.247(b)(3)

The transmitter output is connected to the input of an RF power sensor. Measurement is made using a broadband power meter capable of making peak and average measurements while the EUT is operating at its maximum duty cycle, at maximum power, and at the appropriate frequencies.

**The maximum permissible conducted output power is 1 Watt.**

#### TEST CONFIGURATION



#### TEST PROCEDURE

- Peak Power ( Procedure 9.1.3 in KDB 558074, issued 04/09/2013)
  1. Measure the peak power of the transmitter.
- Average Power ( Procedure 9.2.3.1 in KDB 558074, issued 04/09/2013)
  1. Measure the duty cycle.
  2. Measure the average power of the transmitter. This measurement is an average over both the on and off periods of the transmitter.
  3. Add  $10 \log (1/x)$ , where x is the duty cycle, to the measured power in order to compute the average power during the actual transmission times.

Note :

1. We apply to the offset in the 2.4 GHz range that was rounded off to the closest tenth dB. So, 10.2 dB is offset for 2.4 GHz Band.

Actual value of loss for the attenuator and cable combination is below table.

Band	Frequency(MHz)	Loss(dB)
2.4 GHz	2412	10.21
	2437	10.24
	2462	10.24

(Actual value of loss for the attenuator and cable combination)



**TEST RESULTS-Peak**

**Conducted Output Power Measurements (802.11b Mode)**

802.11b Mode		Rate (Mbps)	Measured Power(dBm)	Limit (dBm)
Frequency[MHz]	Channel No.			
2412	1	1 Mbps	17.20	30
		2 Mbps	17.32	30
		5.5 Mbps	19.08	30
		11 Mbps	20.75	30
2437	6	1 Mbps	17.29	30
		2 Mbps	17.47	30
		5.5 Mbps	19.16	30
		11 Mbps	20.83	30
2462	11	1 Mbps	17.58	30
		2 Mbps	17.74	30
		5.5 Mbps	19.50	30
		11 Mbps	21.18	30

FCC PT.15.247 TEST REPORT		FCC CERTIFICATION REPORT		<a href="http://www.hct.co.kr">www.hct.co.kr</a>
Test Report No. HCT-R-1403-F062	Date of Issue: March 31, 2014	EUT Type: Cellular/PCS GSM/GPRS/EDGE/WCDMA/HSDPA/HSUPA/HSPA+ Phone with Bluetooth and WLAN		FCC ID: ZNFD410H



**Conducted Output Power Measurements (802.11g Mode)**

802.11g Mode		Rate (Mbps)	Measured Power(dBm)	Limit (dBm)
Frequency[MHz]	Channel No.			
2412	1	6 Mbps	17.50	30
		9 Mbps	17.46	30
		12 Mbps	17.37	30
		18 Mbps	17.39	30
		24 Mbps	17.88	30
		36 Mbps	17.84	30
		48 Mbps	17.92	30
		54 Mbps	17.92	30
2437	6	6 Mbps	17.68	30
		9 Mbps	17.65	30
		12 Mbps	17.52	30
		18 Mbps	17.51	30
		24 Mbps	18.08	30
		36 Mbps	18.02	30
		48 Mbps	18.08	30
		54 Mbps	18.14	30
2462	11	6 Mbps	17.77	30
		9 Mbps	17.76	30
		12 Mbps	17.68	30
		18 Mbps	17.67	30
		24 Mbps	18.12	30
		36 Mbps	18.11	30
		48 Mbps	18.25	30
		54 Mbps	18.22	30

**Conducted Output Power Measurements (802.11n Mode)**

802.11n Mode		Rate (Mbps)	Measured Power(dBm)	Limit (dBm)
Frequency[MHz]	Channel No.			
2412	1	6.5 Mbps	16.59	30
		13 Mbps	16.49	30
		19.5 Mbps	16.51	30
		26 Mbps	17.06	30
		39 Mbps	16.96	30
		52 Mbps	17.05	30
		58.5 Mbps	17.06	30
		65 Mbps	17.06	30
2437	6	6.5 Mbps	16.74	30
		13 Mbps	16.63	30
		19.5 Mbps	16.66	30
		26 Mbps	17.10	30
		39 Mbps	17.16	30
		52 Mbps	17.21	30
		58.5 Mbps	17.22	30
		65 Mbps	17.13	30
2462	11	6.5 Mbps	16.83	30
		13 Mbps	16.73	30
		19.5 Mbps	16.75	30
		26 Mbps	17.22	30
		39 Mbps	17.27	30
		52 Mbps	17.26	30
		58.5 Mbps	17.26	30
		65 Mbps	17.30	30



**TEST RESULTS-Average**

**Conducted Output Power Measurements (802.11b Mode)**

802.11b Mode		Rate (Mbps)	Measured Power(dBm)	Duty Cycle Factor	Measured Power(dBm) + Duty Cycle Factor	Limit (dBm)
Frequency [MHz]	Channel No.					
2412	1	1 Mbps	14.98	0.032	15.01	30
		2 Mbps	14.95	0.083	15.03	30
		5.5 Mbps	14.86	0.187	15.05	30
		11 Mbps	14.73	0.327	15.06	30
2437	6	1 Mbps	15.02	0.032	15.05	30
		2 Mbps	14.94	0.083	15.02	30
		5.5 Mbps	14.87	0.187	15.05	30
		11 Mbps	14.69	0.327	15.02	30
2462	11	1 Mbps	15.23	0.032	15.26	30
		2 Mbps	15.19	0.083	15.27	30
		5.5 Mbps	15.29	0.187	15.48	30
		11 Mbps	15.11	0.327	15.44	30

FCC PT.15.247 TEST REPORT	FCC CERTIFICATION REPORT		<a href="http://www.hct.co.kr">www.hct.co.kr</a>
Test Report No. HCT-R-1403-F062	Date of Issue: March 31, 2014	EUT Type: Cellular/PCS GSM/GPRS/EDGE/WCDMA/HSDPA/HSUPA/HSPA+ Phone with Bluetooth and WLAN	FCC ID: ZNFD410H

**Conducted Output Power Measurements (802.11g Mode)**

802.11g Mode		Rate (Mbps)	Measured Power(dBm)	Duty Cycle Factor	Measured Power(dBm) + Duty Cycle Factor	Limit (dBm)
Frequency [MHz]	Channel No.					
2412	1	6 Mbps	9.46	0.252	9.71	30
		9 Mbps	9.34	0.310	9.65	30
		12 Mbps	9.19	0.464	9.65	30
		18 Mbps	9.05	0.711	9.76	30
		24 Mbps	8.87	0.841	9.71	30
		36 Mbps	8.58	1.174	9.76	30
		48 Mbps	8.30	1.405	9.70	30
		54 Mbps	8.15	1.484	9.63	30
2437	6	6 Mbps	9.61	0.252	9.86	30
		9 Mbps	9.51	0.310	9.82	30
		12 Mbps	9.37	0.464	9.84	30
		18 Mbps	9.22	0.711	9.93	30
		24 Mbps	9.07	0.841	9.91	30
		36 Mbps	8.72	1.174	9.89	30
		48 Mbps	8.60	1.405	10.00	30
		54 Mbps	8.42	1.484	9.90	30
2462	11	6 Mbps	9.68	0.252	9.93	30
		9 Mbps	9.58	0.310	9.89	30
		12 Mbps	9.51	0.464	9.98	30
		18 Mbps	9.33	0.711	10.04	30
		24 Mbps	9.12	0.841	9.96	30
		36 Mbps	8.92	1.174	10.10	30
		48 Mbps	8.50	1.405	9.91	30
		54 Mbps	8.35	1.484	9.83	30

**Conducted Output Power Measurements (802.11n Mode)**

802.11n Mode		Rate (Mbps)	Measured Power(dBm)	Duty Cycle Factor	Measured Power(dBm) + Duty Cycle Factor	Limit (dBm)
Frequency [MHz]	Channel No.					
2412	1	6.5 Mbps	8.53	0.248	8.78	30
		13 Mbps	8.27	0.486	8.75	30
		19.5 Mbps	8.13	0.722	8.85	30
		26 Mbps	7.87	0.905	8.78	30
		39 Mbps	7.62	1.160	8.78	30
		52 Mbps	7.38	1.442	8.82	30
		58.5 Mbps	7.30	1.568	8.86	30
		65 Mbps	7.14	1.650	8.79	30
2437	6	6.5 Mbps	8.56	0.248	8.81	30
		13 Mbps	8.42	0.486	8.90	30
		19.5 Mbps	8.29	0.722	9.02	30
		26 Mbps	8.04	0.905	8.95	30
		39 Mbps	7.76	1.160	8.92	30
		52 Mbps	7.41	1.442	8.85	30
		58.5 Mbps	7.35	1.568	8.92	30
		65 Mbps	7.24	1.650	8.89	30
2462	11	6.5 Mbps	8.73	0.248	8.98	30
		13 Mbps	8.51	0.486	8.99	30
		19.5 Mbps	8.35	0.722	9.07	30
		26 Mbps	8.09	0.905	8.99	30
		39 Mbps	7.84	1.160	9.00	30
		52 Mbps	7.52	1.442	8.97	30
		58.5 Mbps	7.42	1.568	8.99	30
		65 Mbps	7.38	1.650	9.03	30

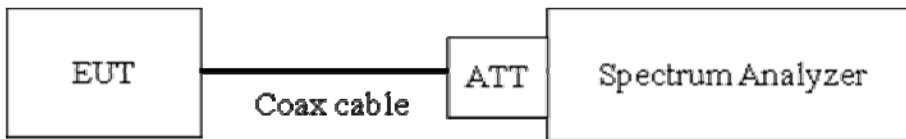
## 8.4 POWER SPECTRAL DENSITY (802.11b/g/n)

### Test Requirements and limit, §15.247(e)

The peak power spectral density is measured with a spectrum analyzer connected to the antenna terminal while the EUT is operating in transmission mode at the appropriate frequencies.

**Minimum Standard – the power spectral density conducted from the intentional radiator to the antenna shall not be greater than 8 dBm in any 3 kHz band during any time interval of continuous transmission.**

### TEST CONFIGURATION



### TEST PROCEDURE

We tested according to Procedure 10.2 in KDB 558074, issued 04/09/2013

The spectrum analyzer is set to :

Set analyzer center frequency to DTS channel center frequency.

Span = 1.5 times the DTS channel bandwidth.

RBW = 3 kHz ≤ RBW ≤ 100 kHz.

VBW ≥ 3 x RBW.

Sweep = auto couple

Detector = peak

Trace Mode = max hold

Allow trace to fully stabilize.

Use the peak marker function to determine the maximum amplitude level within the RBW.

If measured value exceeds limit, reduce RBW (no less than 3 kHz) and repeat.

### Sample Calculation

PSD = Reading Value + ATT loss + Cable loss(1 ea)

Output Power = -5 dBm + 10 dB + 0.8 dB = 5.8 dBm

Note :

1. Spectrum reading values are not plot data. The PSD results in plot is already including the actual values of loss for the attenuator and cable combination.
2. Spectrum offset = Attenuator loss + Cable loss
3. We apply to the offset in the 2.4 GHz range that was rounded off to the closest tenth dB. So, 10.2 dB is offset for 2.4 GHz Band.

Actual value of loss for the attenuator and cable combination is below table.

FCC PT.15.247 TEST REPORT		FCC CERTIFICATION REPORT		<a href="http://www.hct.co.kr">www.hct.co.kr</a>
Test Report No. HCT-R-1403-F062	Date of Issue: March 31, 2014	EUT Type: Cellular/PCS GSM/GPRS/EDGE/WCDMA/HSDPA/HSUPA/HSPA+ Phone with Bluetooth and WLAN		FCC ID: ZNFD410H

Band	Frequency(MHz)	Loss(dB)
2.4 GHz	2412	10.21
	2437	10.24
	2462	10.24

(Actual value of loss for the attenuator and cable combination)

## TEST RESULTS

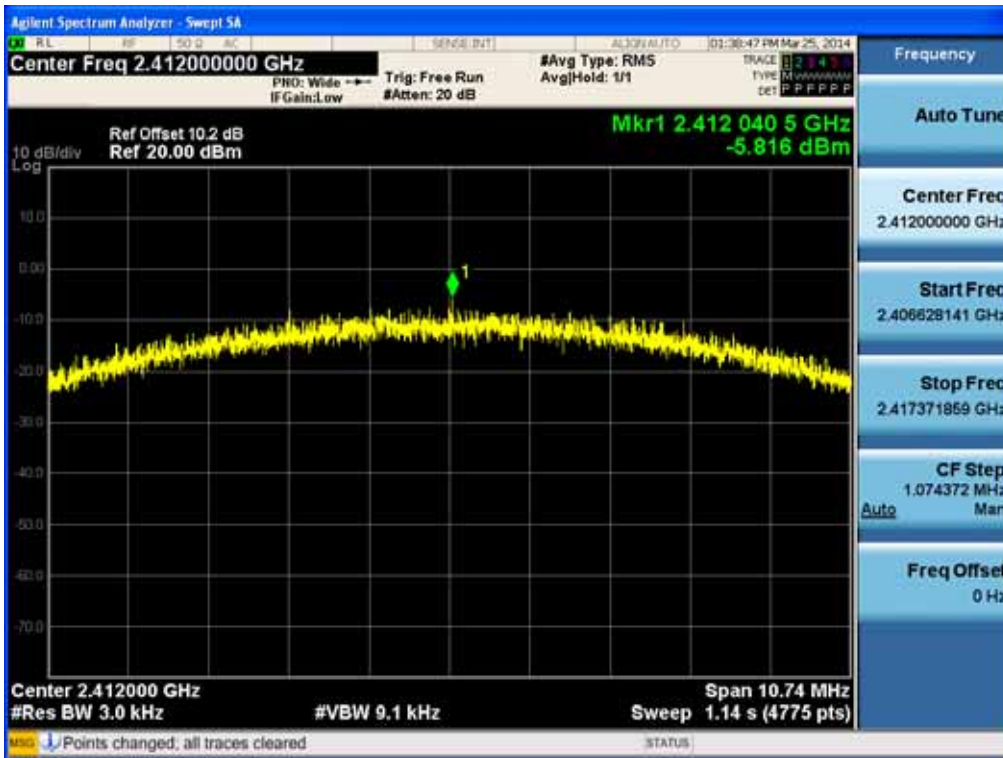
### Conducted Power Density Measurements

Frequency (MHz)	Channel No.	Mode	Test Result		
			PSD (dBm)	Limit (dBm)	Pass/Fail
2412	1	802.11b	-5.816	8	Pass
2437	6		-7.570	8	Pass
2462	11		-7.163	8	Pass
2412	1	802.11g	-16.481	8	Pass
2437	6		-15.693	8	Pass
2462	11		-16.409	8	Pass
2412	1	802.11n	-16.408	8	Pass
2437	6		-16.945	8	Pass
2462	11		-16.902	8	Pass

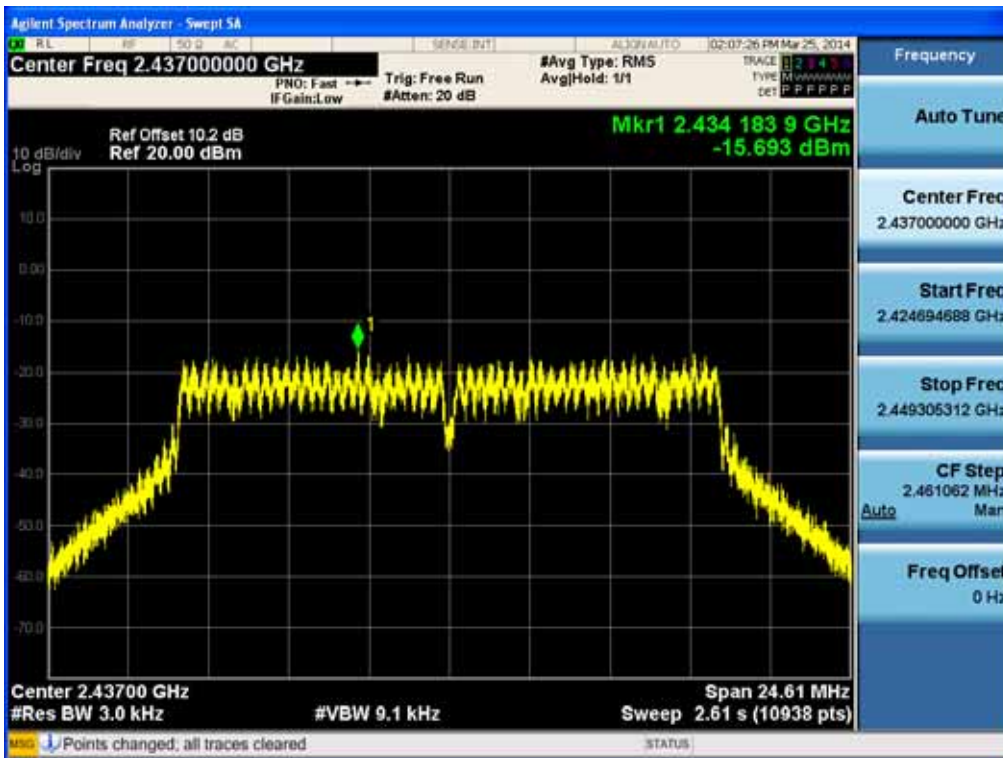
Note : In order to simplify the report, attached plots were only the highest PSD channel.

RESULT PLOTS

Power Spectral Density (802.11b-CH 1)



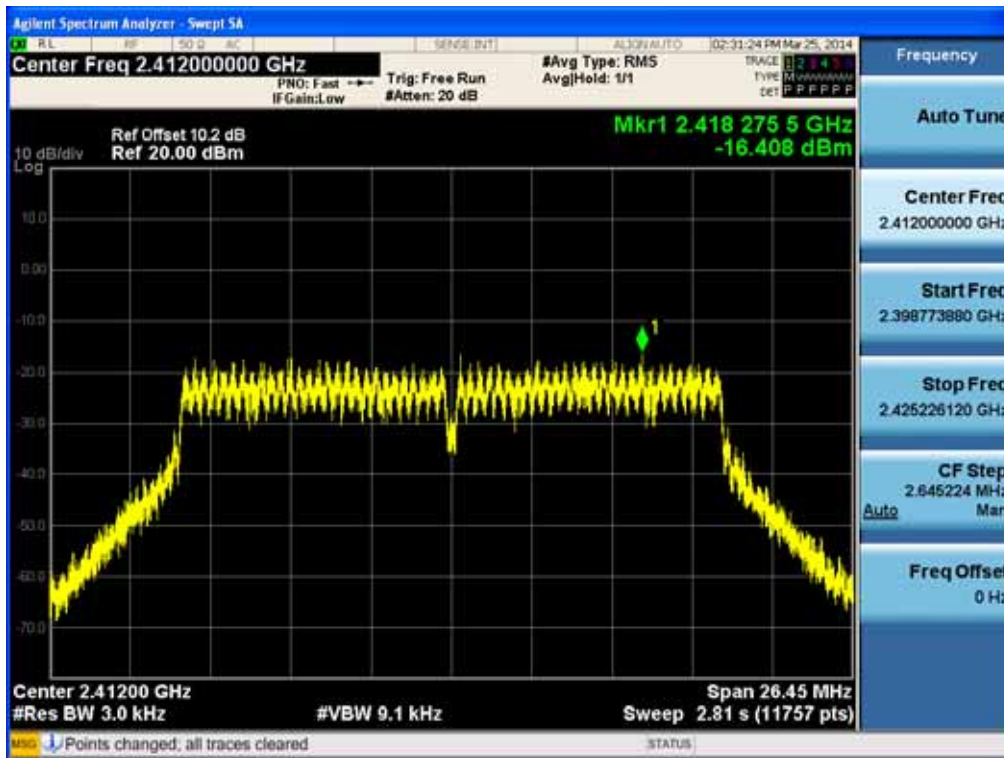
Power Spectral Density (802.11g-CH 6)



FCC PT.15.247 TEST REPORT	FCC CERTIFICATION REPORT		<a href="http://www.hct.co.kr">www.hct.co.kr</a>
Test Report No. HCT-R-1403-F062	Date of Issue: March 31, 2014	EUT Type: Cellular/PCS GSM/GPRS/EDGE/WCDMA/HSDPA/HSUPA/HSPA+ Phone with Bluetooth and WLAN	FCC ID: ZNFD410H



### Power Spectral Density (802.11n-CH 1)



FCC PT.15.247 TEST REPORT	FCC CERTIFICATION REPORT		<a href="http://www.hct.co.kr">www.hct.co.kr</a>
Test Report No. HCT-R-1403-F062	Date of Issue: March 31, 2014	EUT Type: Cellular/PCS GSM/GPRS/EDGE/WCDMA/HSDPA/HSUPA/HSPA+ Phone with Bluetooth and WLAN	FCC ID: ZNF410H

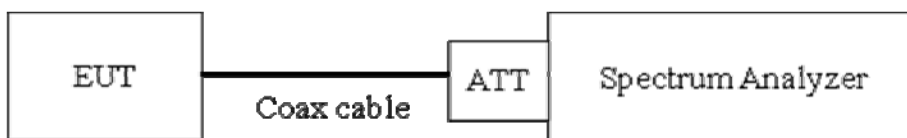
## 8.5 OUT OF BAND EMISSIONS AT THE BAND EDGE/ CONDUCTED SPURIOUS EMISSIONS

### Test Requirements and limit, §15.247(d)

In any 100 kHz bandwidth outside the frequency band in which the spread spectrum or digitally modulated intentional radiator is operating, the radio frequency power that is produced by the intentional radiator shall be at least 20 dB below that in the 100 kHz bandwidth within the band that contains the highest level of the desired power, based on either an RF conducted or a radiated measurement, provided the transmitter demonstrates compliance with the peak conducted power limits. If the transmitter complies with the conducted power limits based on the use of RMS averaging over a time interval, as permitted under paragraph (b)(3) of this section, the attenuation required under this paragraph shall be 30 dB instead of 20 dB. Attenuation below the general limits specified in § 15.209(a) is not required. In addition, radiated emissions which fall in the restricted bands, as defined in § 15.205(a), must also comply with the radiated emission limits specified in § 15.209(a) (see § 15.205(c)).

**Limit : 20 dBc**

#### TEST CONFIGURATION



#### TEST PROCEDURE

The transmitter output is connected to the spectrum analyzer. (Procedure 11.0 in KDB 558074, issued 04/09/2013)

RBW = 100 kHz

VBW  $\geq$  3 x RBW

Set span to encompass the spectrum to be examined

Detector = Peak

Trace Mode = max hold

Sweep time = auto couple

Ensure that the number of measurement points  $\geq$  Span/RBW

Allow trace to fully stabilize.

Use peak marker function to determine the maximum amplitude level.

Measurements are made over the 30 MHz to 10<sup>th</sup> harmonic range with the transmitter set to the lowest, middle, and highest channels.

Note :

1. The band edge results in plot is already including the actual values of loss for the attenuator and cable combination.
2. Spectrum offset = Attenuator loss + Cable loss
3. We apply to the offset in the 2.4 GHz range that was rounded off to the closest tenth dB. So, 10.2 dB is

FCC PT.15.247 TEST REPORT		FCC CERTIFICATION REPORT		<a href="http://www.hct.co.kr">www.hct.co.kr</a>
Test Report No. HCT-R-1403-F062	Date of Issue: March 31, 2014	EUT Type: Cellular/PCS Bluetooth and WLAN	GSM/GPRS/EDGE/WCDMA/HSDPA/HSUPA/HSPA+ Phone with	FCC ID: ZNFD410H



offset for 2.4 GHz Band. Actual value of loss for the attenuator and cable combination is below table.

Band	Frequency(MHz)	Loss(dB)
2.4 GHz	2412	10.21
	2437	10.24
	2462	10.24

(Actual value of loss for the attenuator and cable combination)

4. In case of conducted spurious emissions test, please check factors blow table.
5. In order to simplify the report, attached plots were only the worst case channel.

### FACTORS FOR FREQUENCY

Freq(MHz)	Factor(dB)
30	9.95
100	10.01
200	10.03
300	10.04
400	10.05
500	10.04
600	10.03
700	10.09
800	10.10
900	10.08
1000	10.11
2000	10.25
2400*	10.19
2500*	10.26
3000	10.27
4000	10.22
5000	10.48
5700*	10.42
5800*	10.48
6000	10.48
7000	10.57
8000	10.45
9000	10.50
10000	10.64
11000	10.69
12000	10.75

<b>FCC PT.15.247 TEST REPORT</b>	<b>FCC CERTIFICATION REPORT</b>		<a href="http://www.hct.co.kr">www.hct.co.kr</a>
Test Report No. HCT-R-1403-F062	Date of Issue: March 31, 2014	EUT Type: Cellular/PCS GSM/GPRS/EDGE/WCDMA/HSDPA/HSUPA/HSPA+ Phone with Bluetooth and WLAN	FCC ID: ZNFD410H



13000	10.92
14000	11.90
15000	11.00
16000	11.03
17000	10.93
18000	10.96
19000	10.85
20000	12.11
21000	11.17
22000	10.99
23000	11.12
24000	11.10
25000	11.42

Note : 1. \*\* is fundamental frequency range.  
2. Factor = Cable loss + Attenuator loss

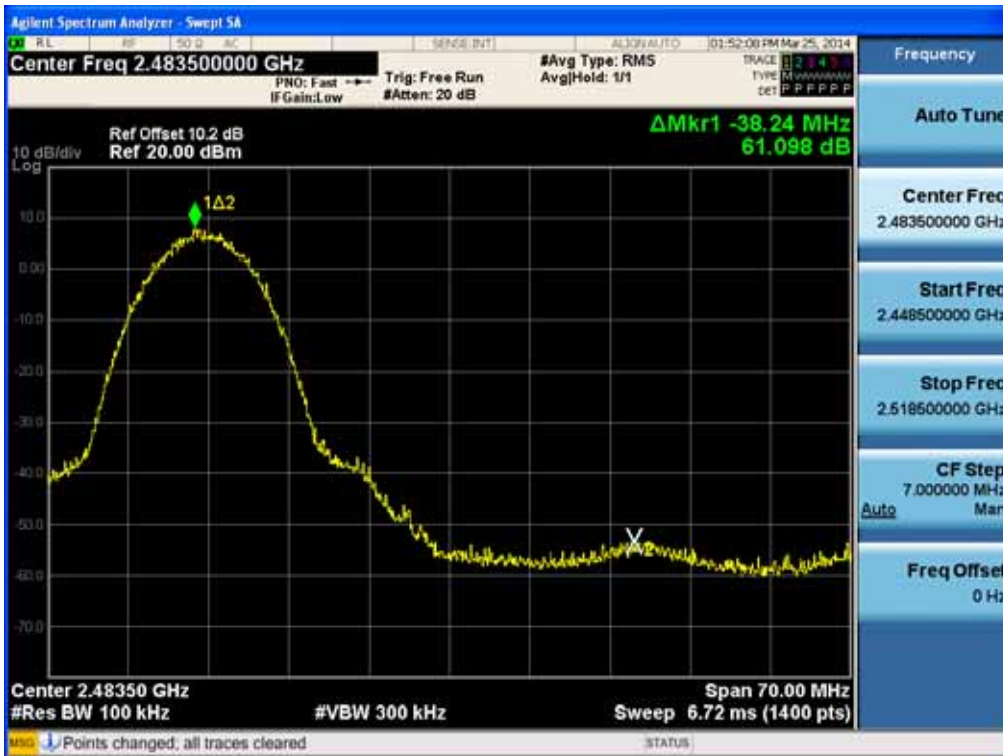
<b>FCC PT.15.247 TEST REPORT</b>	<b>FCC CERTIFICATION REPORT</b>		<a href="http://www.hct.co.kr">www.hct.co.kr</a>
<b>Test Report No.</b> HCT-R-1403-F062	<b>Date of Issue:</b> March 31, 2014	<b>EUT Type:</b> Cellular/PCS GSM/GPRS/EDGE/WCDMA/HSDPA/HSUPA/HSPA+ Phone with Bluetooth and WLAN	<b>FCC ID:</b> ZNFD410H

RESULT PLOTS

BandEdge (802.11b-CH1)

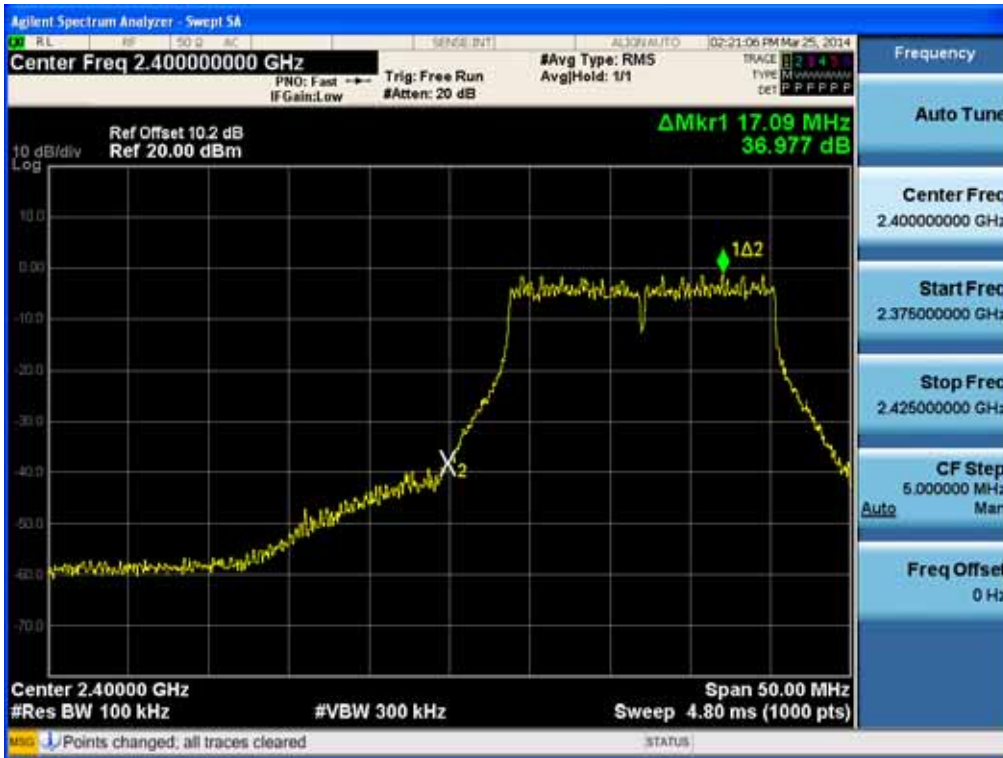


BandEdge (802.11b-CH11)



FCC PT.15.247 TEST REPORT	FCC CERTIFICATION REPORT		<a href="http://www.hct.co.kr">www.hct.co.kr</a>
Test Report No. HCT-R-1403-F062	Date of Issue: March 31, 2014	EUT Type: Cellular/PCS GSM/GPRS/EDGE/WCDMA/HSDPA/HSUPA/HSPA+ Phone with Bluetooth and WLAN	FCC ID: ZNFD410H

### BandEdge (802.11g-CH1)



### BandEdge (802.11g-CH11)

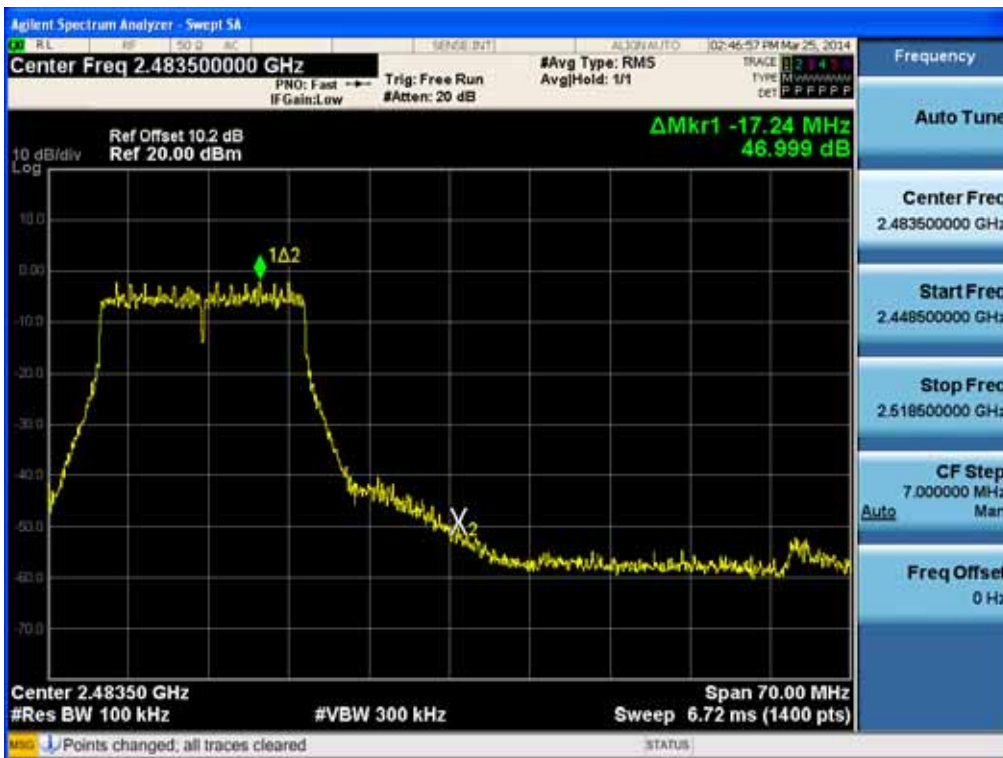


FCC PT.15.247 TEST REPORT	FCC CERTIFICATION REPORT		<a href="http://www.hct.co.kr">www.hct.co.kr</a>
Test Report No. HCT-R-1403-F062	Date of Issue: March 31, 2014	EUT Type: Cellular/PCS GSM/GPRS/EDGE/WCDMA/HSDPA/HSUPA/HSPA+ Phone with Bluetooth and WLAN	FCC ID: ZNFD410H

### Band Edge (802.11n-CH1)



### Band Edge (802.11n-CH11)

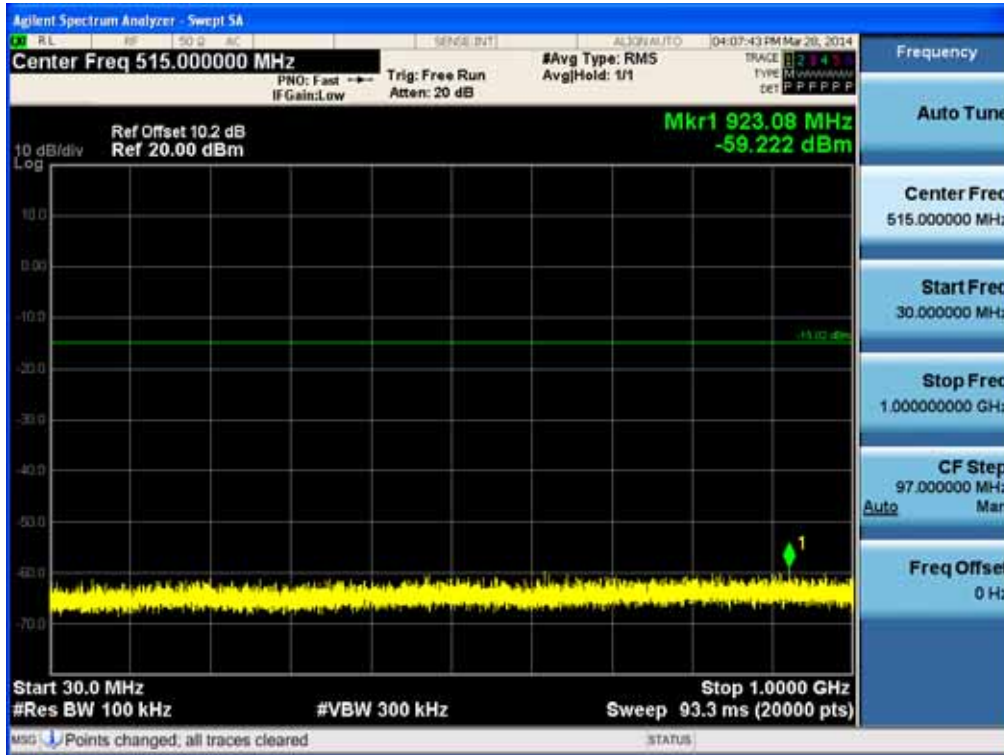


FCC PT.15.247 TEST REPORT	FCC CERTIFICATION REPORT		<a href="http://www.hct.co.kr">www.hct.co.kr</a>
Test Report No. HCT-R-1403-F062	Date of Issue: March 31, 2014	EUT Type: Cellular/PCS GSM/GPRS/EDGE/WCDMA/HSDPA/HSUPA/HSPA+ Phone with Bluetooth and WLAN	FCC ID: ZNF410H



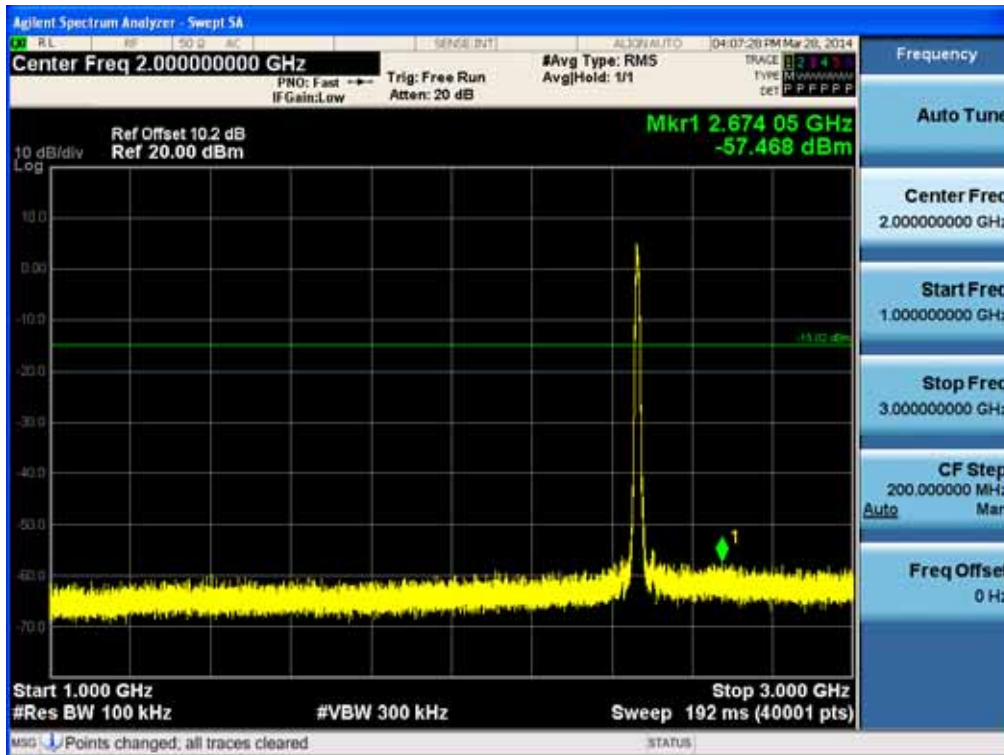
30 MHz ~ 1 GHz

Conducted Spurious Emission (802.11b\_Ch.11\_11 Mbps)



1 GHz ~ 3 GHz

Conducted Spurious Emission (802.11b\_Ch.11\_11 Mbps)



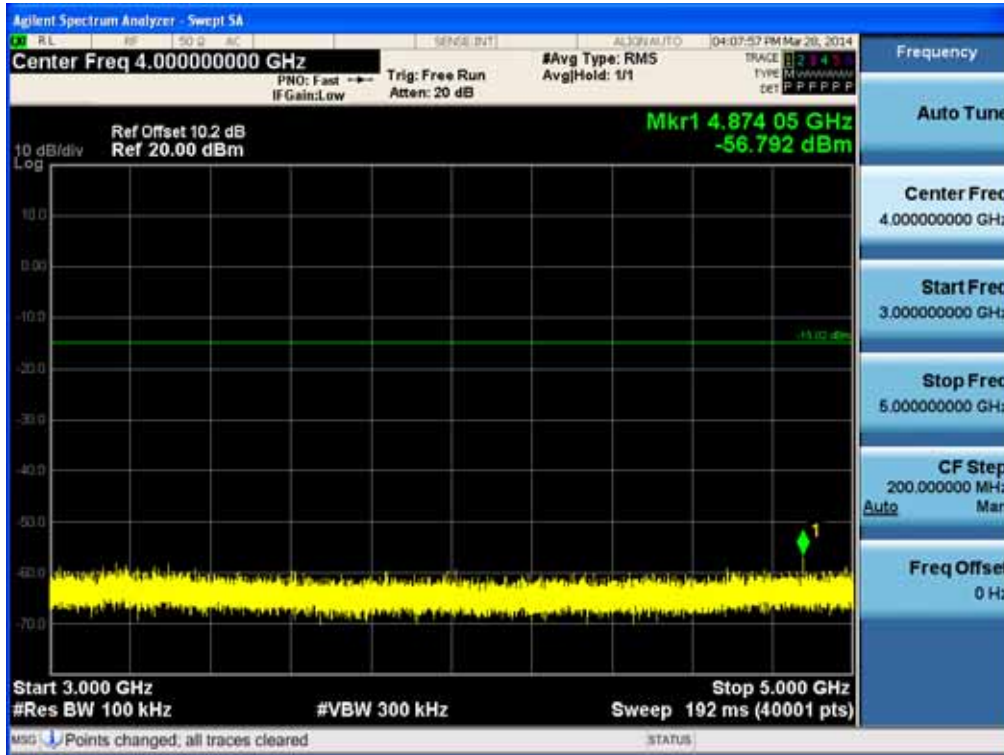
FCC PT.15.247 TEST REPORT	FCC CERTIFICATION REPORT		<a href="http://www.hct.co.kr">www.hct.co.kr</a>
Test Report No. HCT-R-1403-F062	Date of Issue: March 31, 2014	EUT Type: Cellular/PCS GSM/GPRS/EDGE/WCDMA/HSDPA/HSUPA/HSPA+ Phone with Bluetooth and WLAN	FCC ID: ZNF410H





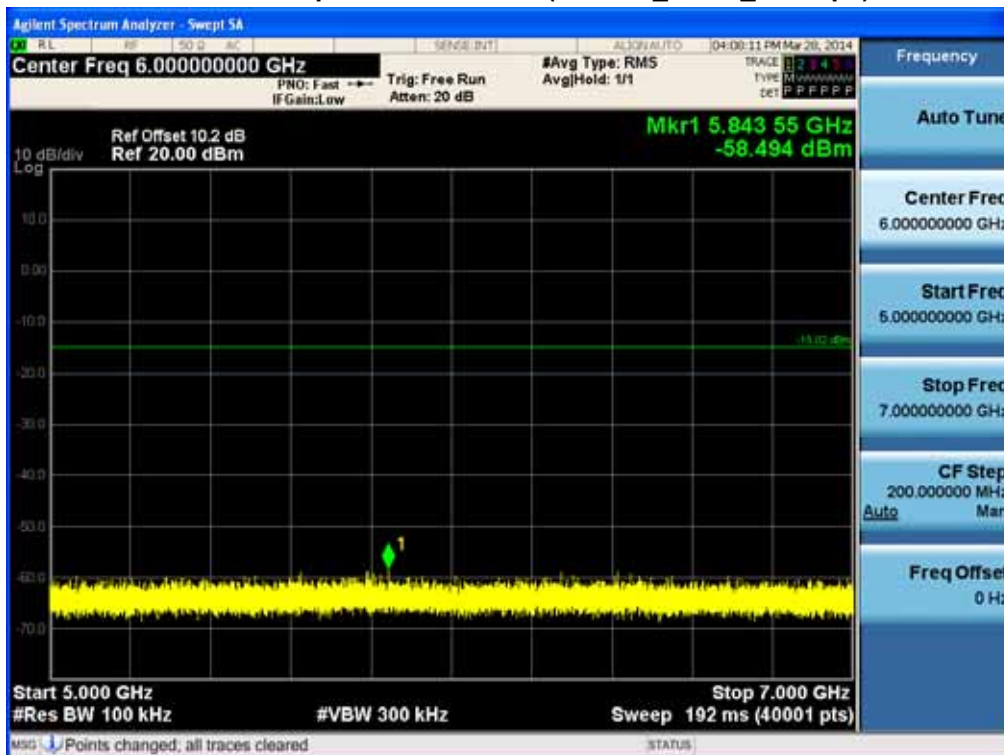
3 GHz ~ 5 GHz

Conducted Spurious Emission (802.11b\_Ch.11\_11 Mbps)



5 GHz ~ 7 GHz

Conducted Spurious Emission (802.11b\_Ch.11\_11 Mbps)

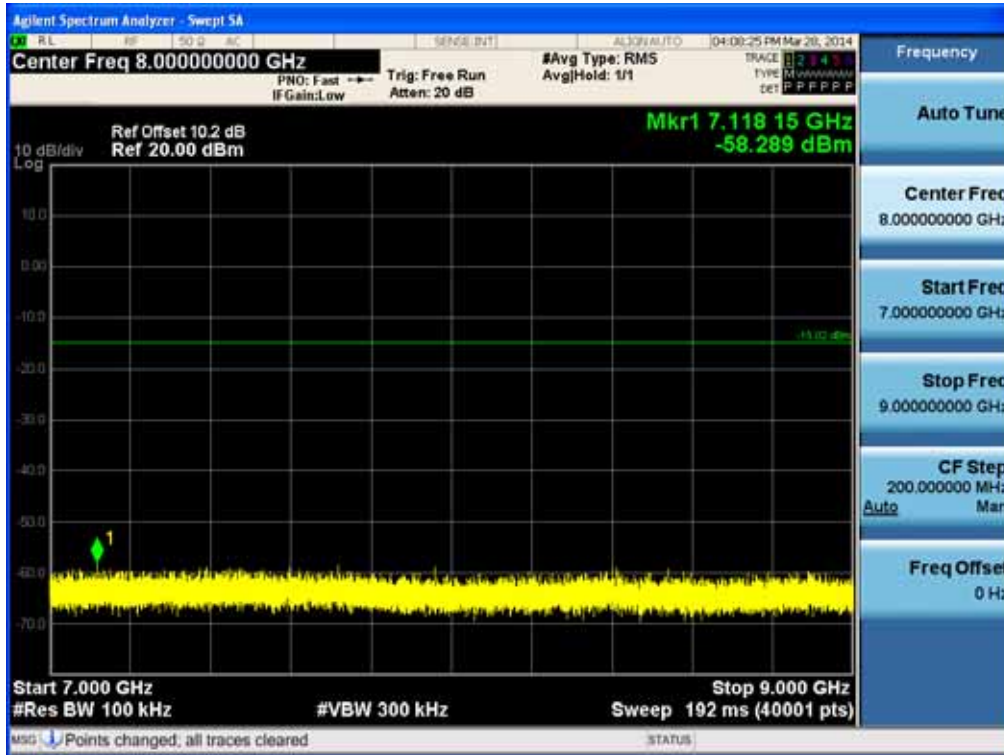


FCC PT.15.247 TEST REPORT	FCC CERTIFICATION REPORT		<a href="http://www.hct.co.kr">www.hct.co.kr</a>
Test Report No. HCT-R-1403-F062	Date of Issue: March 31, 2014	EUT Type: Cellular/PCS GSM/GPRS/EDGE/WCDMA/HSDPA/HSUPA/HSPA+ Phone with Bluetooth and WLAN	FCC ID: ZNF410H



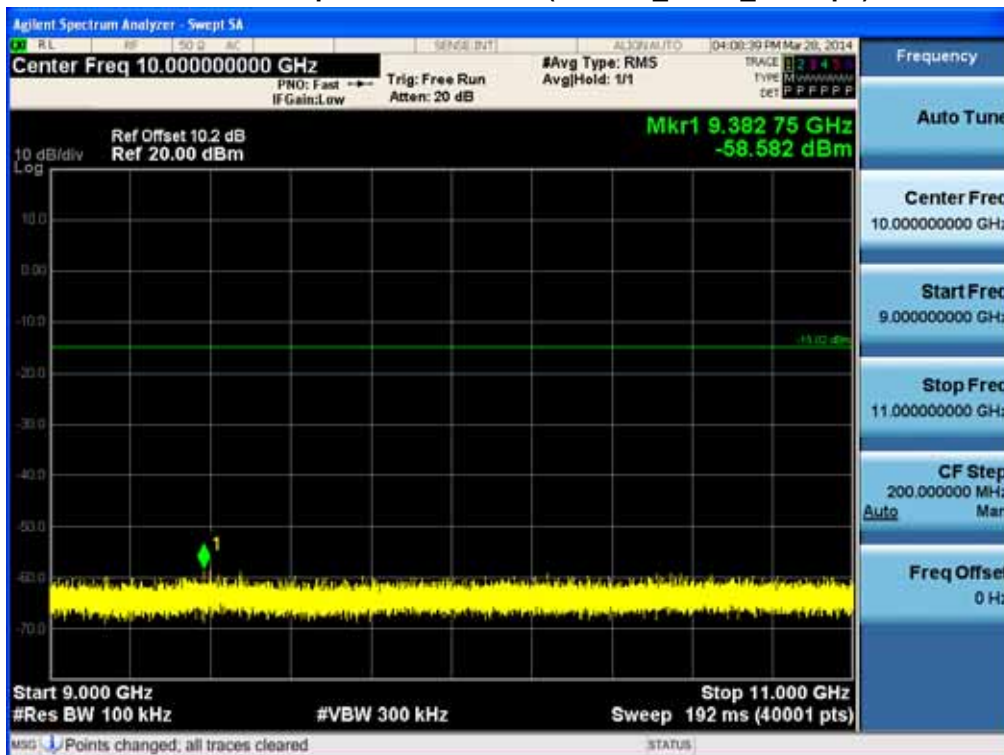
7 GHz ~ 9 GHz

Conducted Spurious Emission (802.11b\_Ch.11\_11 Mbps)



9 GHz ~ 11 GHz

Conducted Spurious Emission (802.11b\_Ch.11\_11 Mbps)

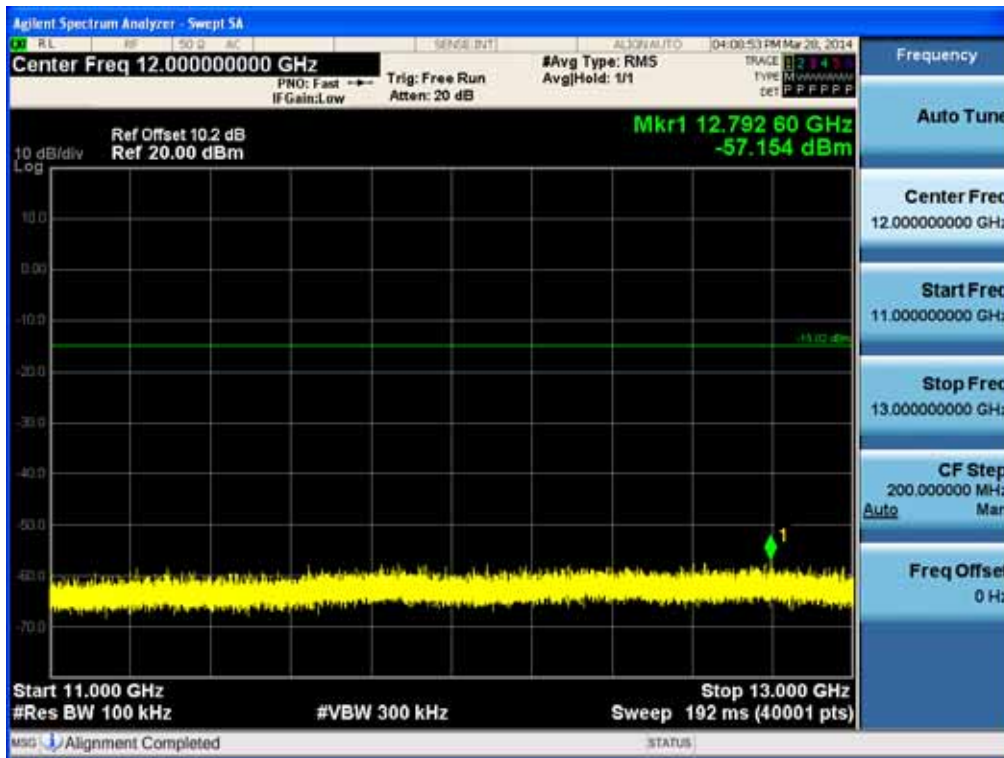


FCC PT.15.247 TEST REPORT	FCC CERTIFICATION REPORT		<a href="http://www.hct.co.kr">www.hct.co.kr</a>
Test Report No. HCT-R-1403-F062	Date of Issue: March 31, 2014	EUT Type: Cellular/PCS GSM/GPRS/EDGE/WCDMA/HSDPA/HSUPA/HSPA+ Phone with Bluetooth and WLAN	FCC ID: ZNF410H



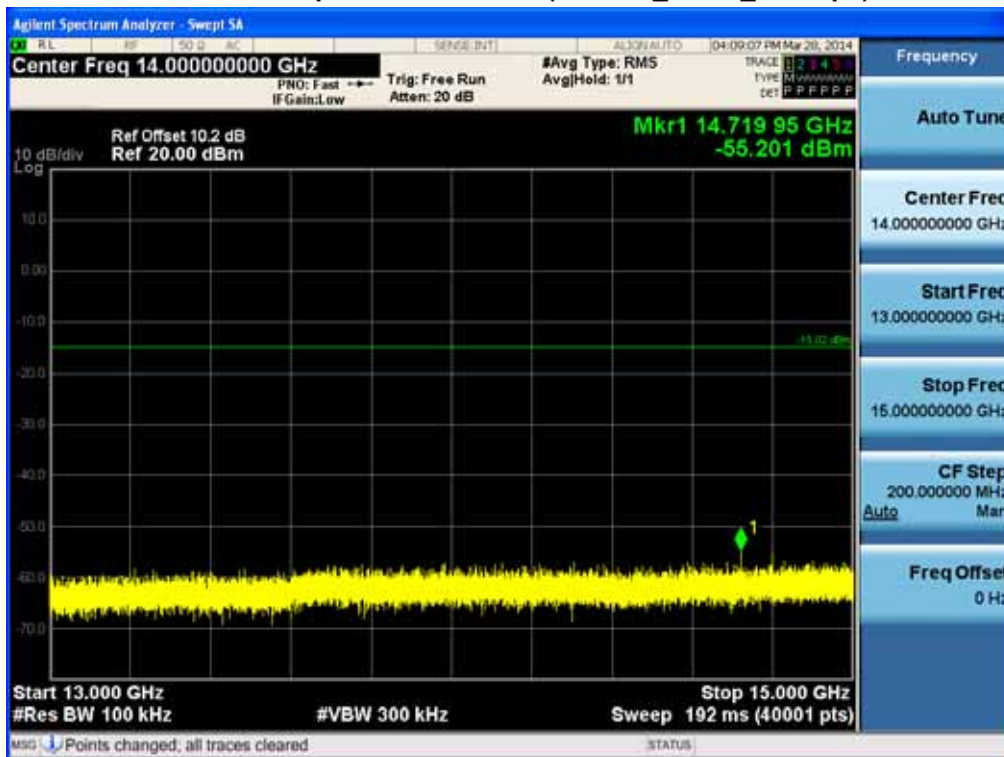
11 GHz ~ 13 GHz

Conducted Spurious Emission (802.11b\_Ch.11\_11 Mbps)



13 GHz ~ 15 GHz

Conducted Spurious Emission (802.11b\_Ch.11\_11 Mbps)

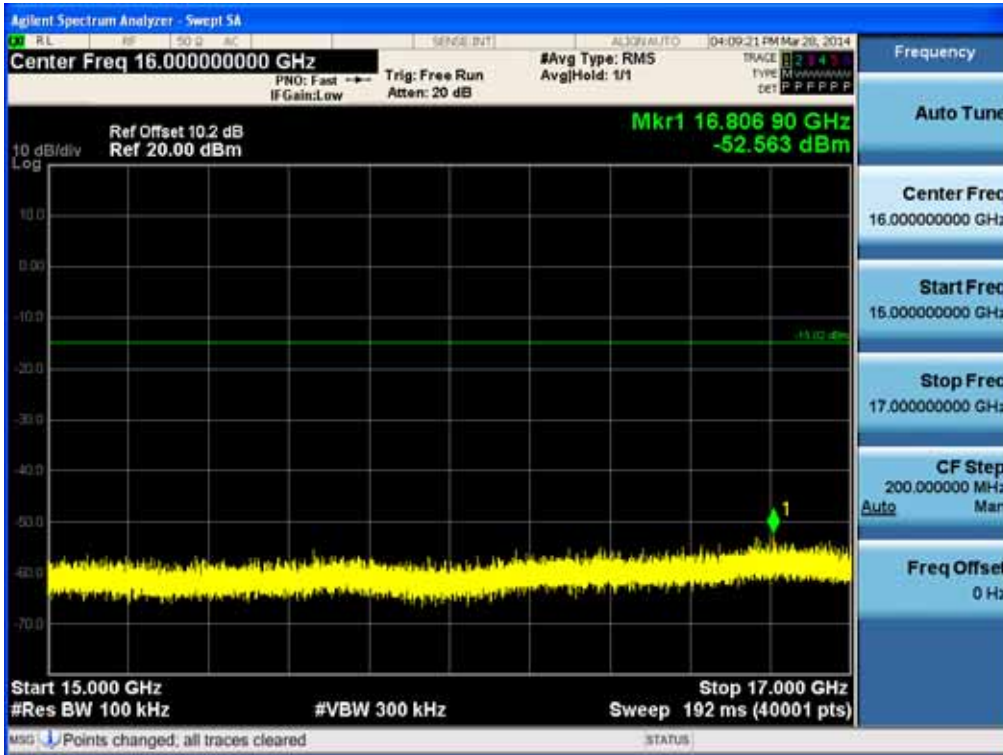


FCC PT.15.247 TEST REPORT	FCC CERTIFICATION REPORT		<a href="http://www.hct.co.kr">www.hct.co.kr</a>
Test Report No. HCT-R-1403-F062	Date of Issue: March 31, 2014	EUT Type: Cellular/PCS GSM/GPRS/EDGE/WCDMA/HSDPA/HSUPA/HSPA+ Phone with Bluetooth and WLAN	FCC ID: ZNF410H



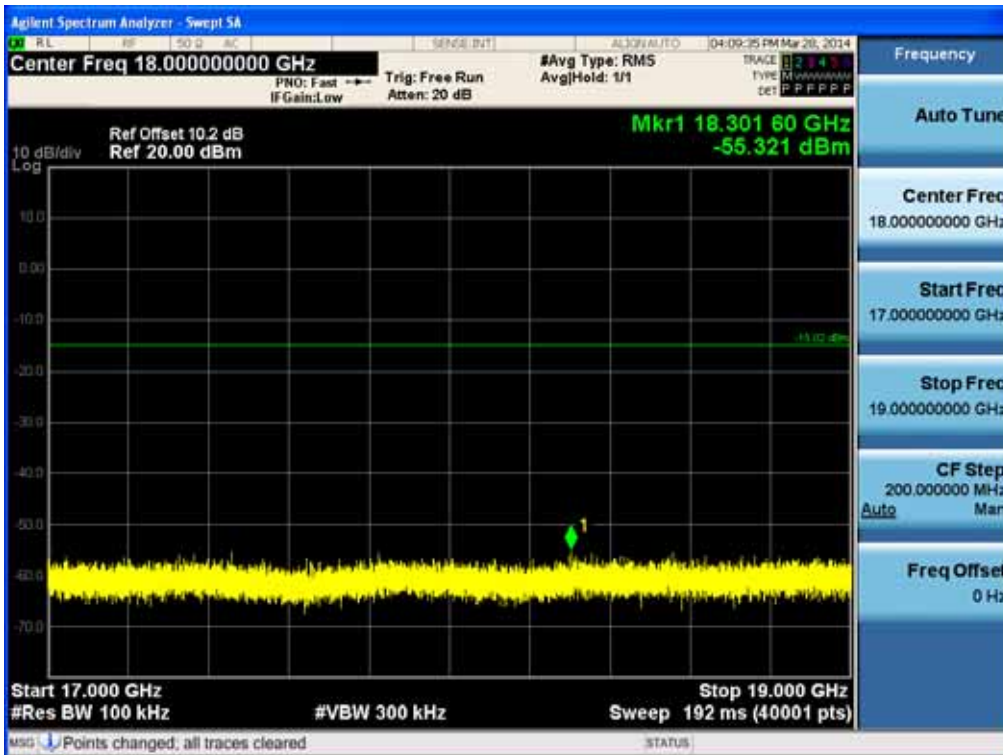
15 GHz ~ 17 GHz

Conducted Spurious Emission (802.11b\_Ch.11\_11 Mbps)



17 GHz ~ 19 GHz

Conducted Spurious Emission (802.11b\_Ch.11\_11 Mbps)

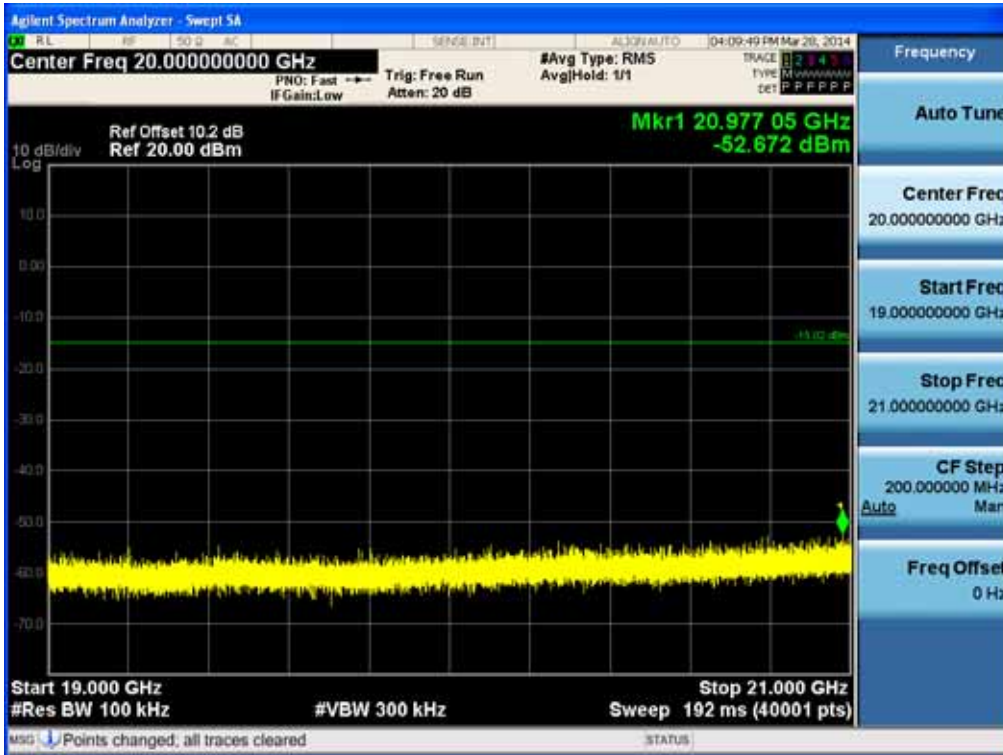


FCC PT.15.247 TEST REPORT	FCC CERTIFICATION REPORT		<a href="http://www.hct.co.kr">www.hct.co.kr</a>
Test Report No. HCT-R-1403-F062	Date of Issue: March 31, 2014	EUT Type: Cellular/PCS GSM/GPRS/EDGE/WCDMA/HSDPA/HSUPA/HSPA+ Phone with Bluetooth and WLAN	FCC ID: ZNF410H



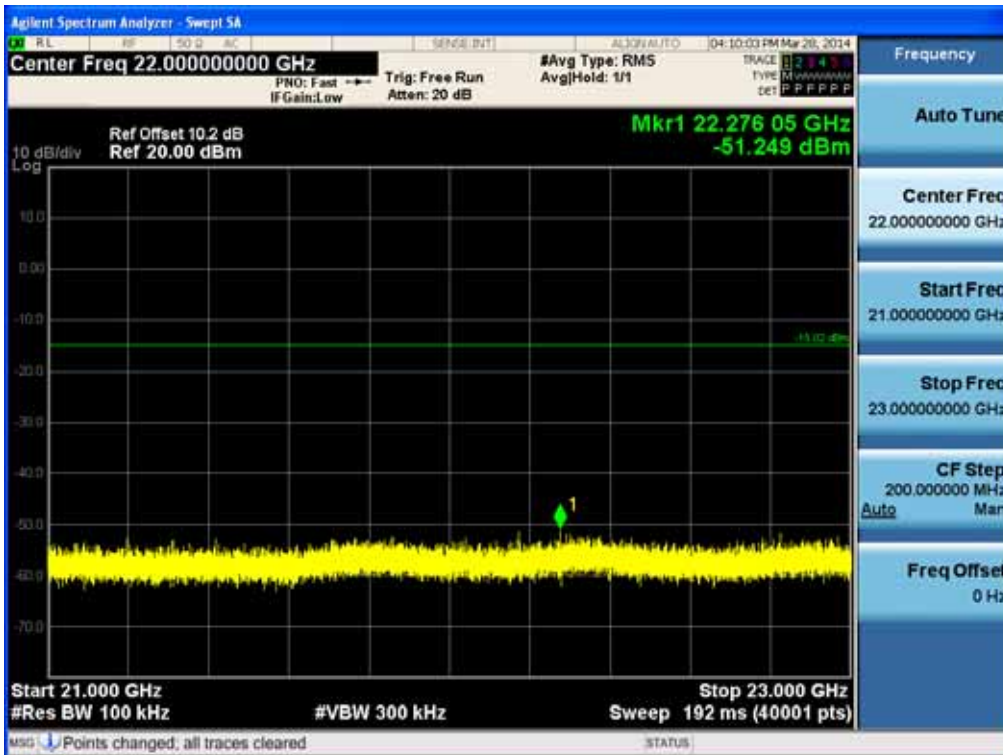
19 GHz ~ 21 GHz

Conducted Spurious Emission (802.11b\_Ch.11\_11 Mbps)



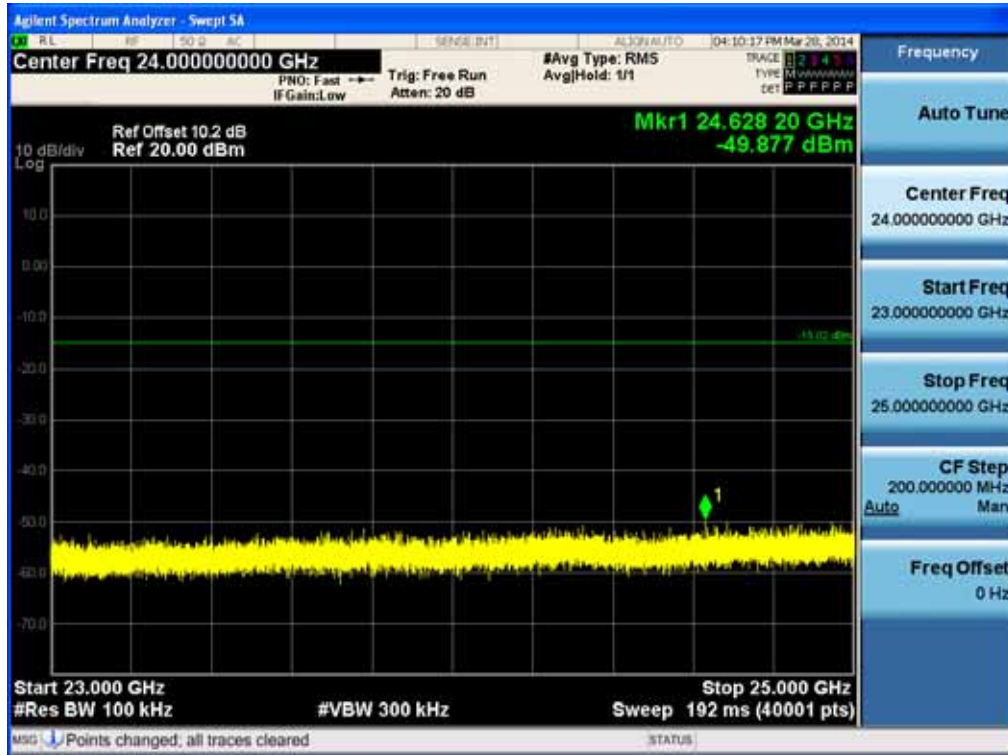
21 GHz ~ 23 GHz

Conducted Spurious Emission (802.11b\_Ch.11\_11 Mbps)



FCC PT.15.247 TEST REPORT	FCC CERTIFICATION REPORT		<a href="http://www.hct.co.kr">www.hct.co.kr</a>
Test Report No. HCT-R-1403-F062	Date of Issue: March 31, 2014	EUT Type: Cellular/PCS GSM/GPRS/EDGE/WCDMA/HSDPA/HSUPA/HSPA+ Phone with Bluetooth and WLAN	FCC ID: ZNF410H

Conducted Spurious Emission (802.11b\_Ch.11\_11 Mbps)



FCC PT.15.247 TEST REPORT	FCC CERTIFICATION REPORT		<a href="http://www.hct.co.kr">www.hct.co.kr</a>
Test Report No. HCT-R-1403-F062	Date of Issue: March 31, 2014	EUT Type: Cellular/PCS GSM/GPRS/EDGE/WCDMA/HSDPA/HSUPA/HSPA+ Phone with Bluetooth and WLAN	FCC ID: ZNF410H



**8.6 RADIATED MEASUREMENT.**

**8.6.1 RADIATED SPURIOUS EMISSIONS.**

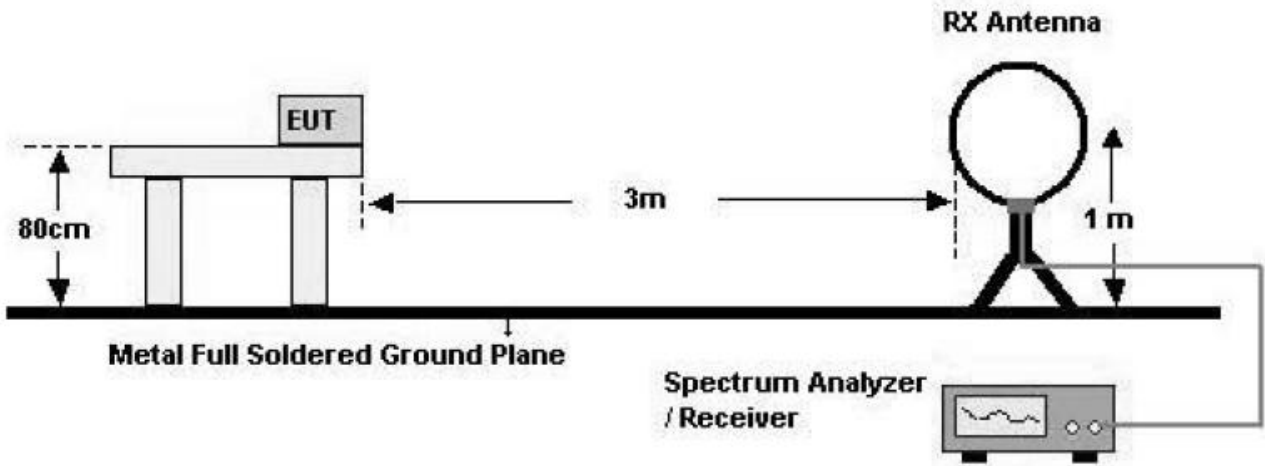
Test Requirements and limit, §15.205, §15.209

Frequency (MHz)	Field Strength (uV/m)	Measurement Distance (m)
0.009 – 0.490	2400/F(kHz)	300
0.490 – 1.705	24000/F(kHz)	30
1.705 – 30	30	30
30-88	100	3
88-216	150	3
216-960	200	3
Above 960	500	3

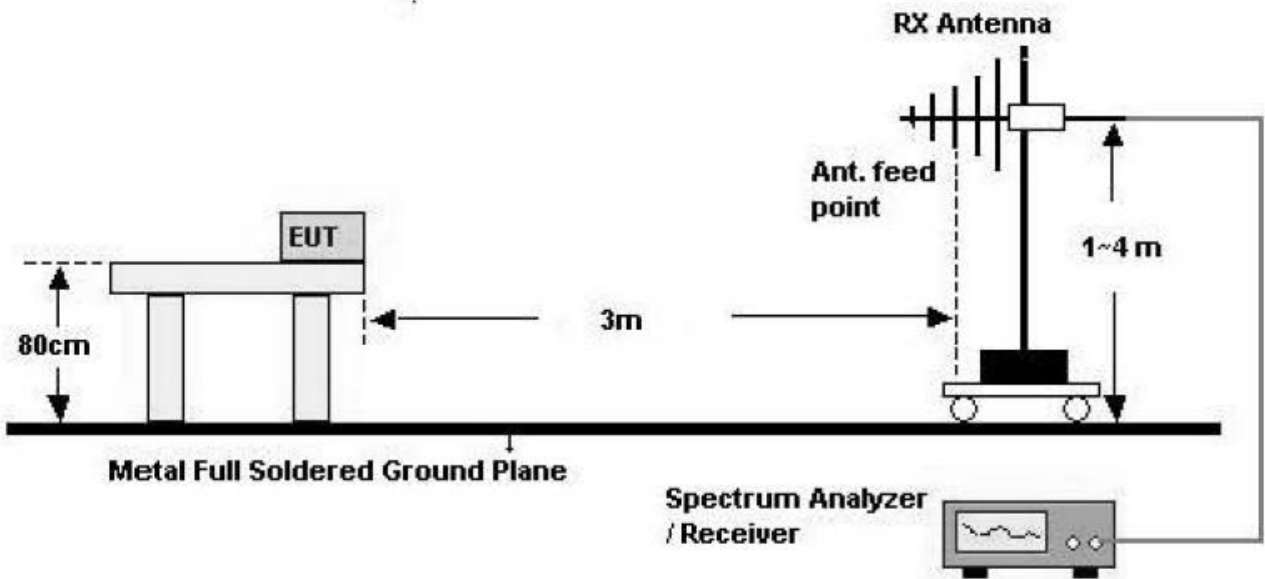
<b>FCC PT.15.247 TEST REPORT</b>		<b>FCC CERTIFICATION REPORT</b>		<a href="http://www.hct.co.kr">www.hct.co.kr</a>
<b>Test Report No.</b> HCT-R-1403-F062	<b>Date of Issue:</b> March 31, 2014	<b>EUT Type:</b> Cellular/PCS GSM/GPRS/EDGE/WCDMA/HSDPA/HSUPA/HSPA+ Phone with Bluetooth and WLAN		<b>FCC ID:</b> ZNFD410H

### Test Configuration

#### Below 30 MHz



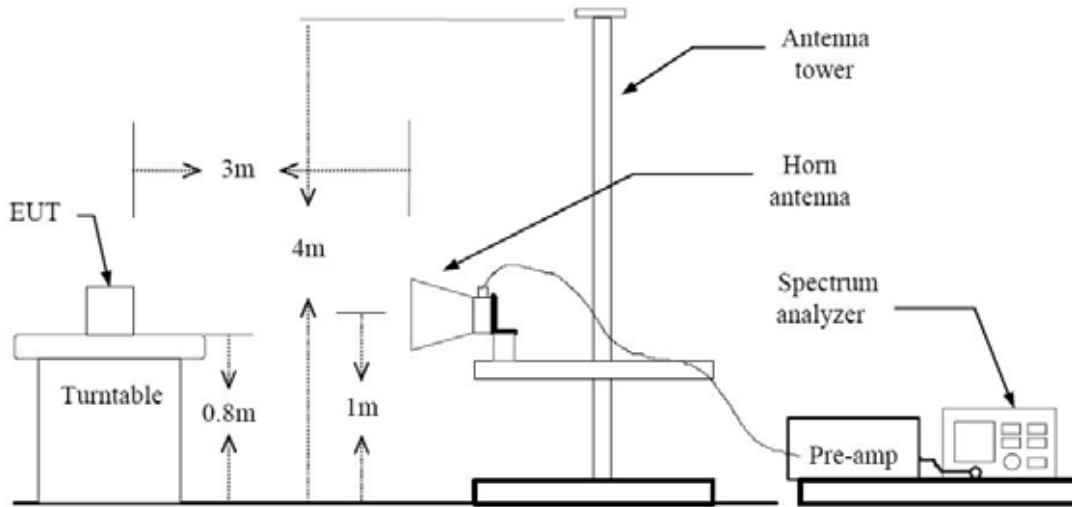
#### 30 MHz - 1 GHz



FCC PT.15.247 TEST REPORT		FCC CERTIFICATION REPORT		<a href="http://www.hct.co.kr">www.hct.co.kr</a>
Test Report No. HCT-R-1403-F062	Date of Issue: March 31, 2014	EUT Type: Cellular/PCS GSM/GPRS/EDGE/WCDMA/HSDPA/HSUPA/HSPA+ Phone with Bluetooth and WLAN		FCC ID: ZNFD410H



**Above 1 GHz**



**TEST PROCEDURE USED**

Method 12.1 in KDB 558074, issued 04/09/2013

**Spectrum Setting**

- Peak

Peak emission levels are measured by setting the instrument as follows:

RBW = cf. Table 1.

VBW  $\geq$  3 x RBW.

Detector = Peak.

Sweep time = auto.

Trace mode = max hold.

Allow sweeps to continue until the trace stabilizes.

(Note that the required measurement time may be longer for low duty cycle applications).

**Table 1 —RBW as a function of frequency**

Frequency	RBW
9-150 kHz	200-300 Hz
0.15-30 MHz	9-10 kHz
30-1000 MHz	100-120 kHz
> 1000 MHz	1 MHz



- Average

Set RBW = 1 MHz

Set VBW  $\geq 1/T$ . ( at least 100 times less than the resolution bandwidth, but no less than 10 Hz.)

Select spectrum analyzer linear display mode.

Detector = Peak.

Sweep time = auto.

Trace mode = max hold.

**Note :**

1. We are performed the RSE and radiated band edge using standard radiated method.
2. The actual setting value of VBW for 802.11 b/g/n

Mode	Worst Data rate (Mbps)	T <sub>on</sub> (ms)	T <sub>total</sub> (ms)	Duty Cycle (%)	VBW(1/T) (Hz)	The actual setting value of VBW (Hz)
b	1	12.210	12.300	99.268	82	1000
g	6	2.010	2.130	94.366	498	1000
n	6.5	1.870	1.980	94.444	535	1000

FCC PT.15.247 TEST REPORT		FCC CERTIFICATION REPORT		<a href="http://www.hct.co.kr">www.hct.co.kr</a>
Test Report No. HCT-R-1403-F062	Date of Issue: March 31, 2014	EUT Type: Cellular/PCS GSM/GPRS/EDGE/WCDMA/HSDPA/HSUPA/HSPA+ Phone with Bluetooth and WLAN		FCC ID: ZNFD410H



**TEST RESULTS**

**9 kHz – 30MHz**

**Operation Mode:** Normal Mode

Frequency	Reading	Ant. factor	Cable loss	Ant. POL	Total	Limit	Margin
MHz	dB $\mu$ V	dB /m	dB	(H/V)	dB $\mu$ V/m	dB $\mu$ V/m	dB
No Critical peaks found							

**Notes:**

1. Measuring frequencies from 9 kHz to the 30MHz.
2. The reading of emissions are attenuated more than 20 dB below the permissible limits or the field strength is too small to be measured.
3. Distance extrapolation factor = 40 log (specific distance / test distance) (dB)
4. Limit line = specific Limits (dBuV) + Distance extrapolation factor
5. We have done x, y, z planes in EUT and horizontal and vertical polarization in detecting antenna.

<b>FCC PT.15.247 TEST REPORT</b>		<b>FCC CERTIFICATION REPORT</b>		<a href="http://www.hct.co.kr">www.hct.co.kr</a>
<b>Test Report No.</b> HCT-R-1403-F062	<b>Date of Issue:</b> March 31, 2014	<b>EUT Type:</b> Cellular/PCS GSM/GPRS/EDGE/WCDMA/HSDPA/HSUPA/HSPA+ Phone with Bluetooth and WLAN		<b>FCC ID:</b> ZNFD410H



**TEST RESULTS**

**Below 1 GHz**

**Operation Mode:** Normal Mode

Frequency	Reading	Ant. factor	Cable loss	Ant. POL	Total	Limit	Margin
MHz	dB $\mu$ V	dB /m	dB	(H/V)	dB $\mu$ V/m	dB $\mu$ V/m	dB
No Critical peaks found							

**Notes:**

1. Measuring frequencies from 30 MHz to the 1 GHz.
2. Radiated emissions measured in frequency range from 30 MHz to 1000 MHz were made with an instrument using Quasi peak detector mode.
3. We have done x, y, z planes in EUT and horizontal and vertical polarization in detecting antenna.

FCC PT.15.247 TEST REPORT		FCC CERTIFICATION REPORT		<a href="http://www.hct.co.kr">www.hct.co.kr</a>
Test Report No. HCT-R-1403-F062	Date of Issue: March 31, 2014	EUT Type: Cellular/PCS GSM/GPRS/EDGE/WCDMA/HSDPA/HSUPA/HSPA+ Phone with Bluetooth and WLAN		FCC ID: ZNFD410H



**Above 1 GHz**

Operation Mode: 802.11 b  
 Transfer Rate: 1 Mbps  
 Operating Frequency: 2412  
 Channel No. 01 Ch

Frequency [MHz]	Reading dBuV	AN.+CL-AMP G [dB]	ANT. POL [H/V]	Total [dBuV/m]	Limit [dBuV/m]	Margin [dB]	Detect
4824	52.79	-4.25	V	48.54	73.98	25.44	PK
4824	47.91	-4.25	V	43.66	53.98	10.32	AV
7236	52.50	5.21	V	57.71	73.98	16.27	PK
7236	38.76	5.21	V	43.97	53.98	10.01	AV
4824	55.69	-4.25	H	51.44	73.98	22.54	PK
4824	48.72	-4.25	H	44.47	53.98	9.51	AV
7236	52.55	5.21	H	57.76	73.98	16.22	PK
7236	38.95	5.21	H	44.16	53.98	9.82	AV

Operation Mode: 802.11 g  
 Transfer Rate: 6 Mbps  
 Operating Frequency: 2412  
 Channel No. 01 Ch

Frequency [MHz]	Reading dBuV	AN.+CL-AMP G [dB]	ANT. POL [H/V]	Total [dBuV/m]	Limit [dBuV/m]	Margin [dB]	Detect
4824	53.51	-4.25	V	49.26	73.98	24.72	PK
4824	39.05	-4.25	V	34.80	53.98	19.18	AV
7236	52.45	5.21	V	57.66	73.98	16.32	PK
7236	38.75	5.21	V	43.96	53.98	10.02	AV
4824	53.32	-4.25	H	49.07	73.98	24.91	PK
4824	39.16	-4.25	H	34.91	53.98	19.07	AV
7236	52.70	5.21	H	57.91	73.98	16.07	PK
7236	38.81	5.21	H	44.02	53.98	9.96	AV



Operation Mode:	802.11 n
Transfer Rate:	6.5 Mbps
Operating Frequency	2412
Channel No.	01 Ch

Frequency [MHz]	Reading dBuV	AN.+CL-AMP G [dB]	ANT. POL [H/V]	Total [dBuV/m]	Limit [dBuV/m]	Margin [dB]	Detect
4824	52.93	-4.25	V	48.68	73.98	25.30	PK
4824	39.15	-4.25	V	34.90	53.98	19.08	AV
7236	52.66	5.21	V	57.87	73.98	16.11	PK
7236	38.57	5.21	V	43.78	53.98	10.20	AV
4824	53.14	-4.25	H	48.89	73.98	25.09	PK
4824	39.19	-4.25	H	34.94	53.98	19.04	AV
7236	52.64	5.21	H	57.85	73.98	16.13	PK
7236	38.68	5.21	H	43.89	53.98	10.09	AV

**Notes:**

1. Measuring frequencies from 1 GHz to the 10th harmonic of highest fundamental frequency.
2. Measurements above show only up to 6 maximum emissions noted, or would be lesser if no specific emissions from the EUT are recorded (ie: margin > 20 dB from the applicable limit) and considered that's already beyond the background noise floor.
3. Radiated emissions measured in frequency above 1000MHz were made with an instrument using Peak detector mode and average detector mode of the emission shown in Actual FS column.
4. Total = Reading Value + Antenna Factor + Cable Loss - Amp Gain
5. We have done 802.11b/g/n mode and all data rate. Worst data rate is the lowest data of each mode.
6. We have done x, y, z planes in EUT and horizontal and vertical polarization in detecting antenna.

FCC PT.15.247 TEST REPORT		FCC CERTIFICATION REPORT		<a href="http://www.hct.co.kr">www.hct.co.kr</a>
Test Report No. HCT-R-1403-F062	Date of Issue: March 31, 2014	EUT Type: Cellular/PCS GSM/GPRS/EDGE/WCDMA/HSDPA/HSUPA/HSPA+ Phone with Bluetooth and WLAN		FCC ID: ZNFD410H



Operation Mode: 802.11 b  
 Transfer Rate: 1 Mbps  
 Operating Frequency: 2437  
 Channel No.: 06 Ch

Frequency [MHz]	Reading dBuV	AN.+CL-AMP G [dB]	ANT. POL [H/V]	Total [dBuV/m]	Limit [dBuV/m]	Margin [dB]	Detect
4874	52.85	-3.93	V	48.92	73.98	25.06	PK
4874	45.56	-3.93	V	41.63	53.98	12.35	AV
7311	52.55	4.97	V	57.52	73.98	16.46	PK
7311	38.57	4.97	V	43.54	53.98	10.44	AV
4874	54.66	-3.93	H	50.73	73.98	23.25	PK
4874	46.75	-3.93	H	42.82	53.98	11.16	AV
7311	52.57	4.97	H	57.54	73.98	16.44	PK
7311	38.62	4.97	H	43.59	53.98	10.39	AV

Operation Mode: 802.11 g  
 Transfer Rate: 6 Mbps  
 Operating Frequency: 2437  
 Channel No.: 06 Ch

Frequency [MHz]	Reading dBuV	AN.+CL-AMP G [dB]	ANT. POL [H/V]	Total [dBuV/m]	Limit [dBuV/m]	Margin [dB]	Detect
4874	52.69	-3.93	V	48.76	73.98	25.22	PK
4874	38.51	-3.93	V	34.58	53.98	19.40	AV
7311	52.75	4.97	V	57.72	73.98	16.26	PK
7311	38.64	4.97	V	43.61	53.98	10.37	AV
4874	52.54	-3.93	H	48.61	73.98	25.37	PK
4874	38.55	-3.93	H	34.62	53.98	19.36	AV
7311	52.65	4.97	H	57.62	73.98	16.36	PK
7311	38.56	4.97	H	43.53	53.98	10.45	AV



Operation Mode:	802.11 n
Transfer Rate:	6.5 Mbps
Operating Frequency	2437
Channel No.	06 Ch

Frequency [MHz]	Reading dBuV	AN.+CL-AMP G [dB]	ANT. POL [H/V]	Total [dBuV/m]	Limit [dBuV/m]	Margin [dB]	Detect
4874	52.96	-3.93	V	49.03	73.98	24.95	PK
4874	38.46	-3.93	V	34.53	53.98	19.45	AV
7311	53.27	4.97	V	58.24	73.98	15.74	PK
7311	38.64	4.97	V	43.61	53.98	10.37	AV
4874	52.49	-3.93	H	48.56	73.98	25.42	PK
4874	38.58	-3.93	H	34.65	53.98	19.33	AV
7311	52.14	4.97	H	57.11	73.98	16.87	PK
7311	38.67	4.97	H	43.64	53.98	10.34	AV

**Notes:**

1. Measuring frequencies from 1 GHz to the 10th harmonic of highest fundamental frequency.
2. Measurements above show only up to 6 maximum emissions noted, or would be lesser if no specific emissions from the EUT are recorded (ie: margin > 20 dB from the applicable limit) and considered that's already beyond the background noise floor.
3. Radiated emissions measured in frequency above 1000MHz were made with an instrument using Peak detector mode and average detector mode of the emission shown in Actual FS column.
4. Total = Reading Value + Antenna Factor + Cable Loss - Amp Gain
5. We have done 802.11b/g/n mode and all data rate. Worst data rate is the lowest data of each mode.
6. We have done x, y, z planes in EUT and horizontal and vertical polarization in detecting antenna.

FCC PT.15.247 TEST REPORT		FCC CERTIFICATION REPORT		<a href="http://www.hct.co.kr">www.hct.co.kr</a>
Test Report No. HCT-R-1403-F062	Date of Issue: March 31, 2014	EUT Type: Cellular/PCS GSM/GPRS/EDGE/WCDMA/HSDPA/HSUPA/HSPA+ Phone with Bluetooth and WLAN		FCC ID: ZNFD410H





Operation Mode: 802.11 b  
 Transfer Rate: 1 Mbps  
 Operating Frequency: 2462  
 Channel No.: 11 Ch

Frequency [MHz]	Reading dBuV	AN.+CL-AMP G [dB]	ANT. POL [H/V]	Total [dBuV/m]	Limit [dBuV/m]	Margin [dB]	Detect
4924	52.77	-3.75	V	49.02	73.98	24.96	PK
4924	42.98	-3.75	V	39.23	53.98	14.75	AV
7386	53.01	5.60	V	58.61	73.98	15.37	PK
7386	39.03	5.60	V	44.63	53.98	9.35	AV
4924	53.68	-3.75	H	49.93	73.98	24.05	PK
4924	43.63	-3.75	H	39.88	53.98	14.10	AV
7386	53.14	5.60	H	58.74	73.98	15.24	PK
7386	39.04	5.60	H	44.64	53.98	9.34	AV

Operation Mode: 802.11 g  
 Transfer Rate: 6 Mbps  
 Operating Frequency: 2462  
 Channel No.: 11 Ch

Frequency [MHz]	Reading dBuV	AN.+CL-AMP G [dB]	ANT. POL [H/V]	Total [dBuV/m]	Limit [dBuV/m]	Margin [dB]	Detect
4924	52.11	-3.75	V	48.36	73.98	25.62	PK
4924	38.19	-3.75	V	34.44	53.98	19.54	AV
7386	52.37	5.60	V	57.97	73.98	16.01	PK
7386	38.88	5.60	V	44.48	53.98	9.50	AV
4924	52.09	-3.75	H	48.34	73.98	25.64	PK
4924	38.01	-3.75	H	34.26	53.98	19.72	AV
7386	52.68	5.60	H	58.28	73.98	15.70	PK
7386	39.00	5.60	H	44.60	53.98	9.38	AV



Operation Mode:	802.11 n
Transfer Rate:	6.5 Mbps
Operating Frequency	2462
Channel No.	11 Ch

Frequency [MHz]	Reading dBuV	AN.+CL-AMP G [dB]	ANT. POL [H/V]	Total [dBuV/m]	Limit [dBuV/m]	Margin [dB]	Detect
4924	52.17	-3.75	V	48.42	73.98	25.56	PK
4924	38.11	-3.75	V	34.36	53.98	19.62	AV
7386	52.31	5.60	V	57.91	73.98	16.07	PK
7386	38.82	5.60	V	44.42	53.98	9.56	AV
4924	52.24	-3.75	H	48.49	73.98	25.49	PK
4924	38.05	-3.75	H	34.30	53.98	19.68	AV
7386	52.29	5.60	H	57.89	73.98	16.09	PK
7386	39.97	5.60	H	45.57	53.98	8.41	AV

**Notes:**

1. Measuring frequencies from 1 GHz to the 10th harmonic of highest fundamental frequency.
2. Measurements above show only up to 6 maximum emissions noted, or would be lesser if no specific emissions from the EUT are recorded (ie: margin > 20 dB from the applicable limit) and considered that's already beyond the background noise floor.
3. Radiated emissions measured in frequency above 1000MHz were made with an instrument using Peak detector mode and average detector mode of the emission shown in Actual FS column.
4. Total = Reading Value + Antenna Factor + Cable Loss - Amp Gain
5. We have done 802.11b/g/n mode and all data rate. Worst data rate is the lowest data of each mode.
6. We have done x, y, z planes in EUT and horizontal and vertical polarization in detecting antenna.

FCC PT.15.247 TEST REPORT		FCC CERTIFICATION REPORT		<a href="http://www.hct.co.kr">www.hct.co.kr</a>
Test Report No. HCT-R-1403-F062	Date of Issue: March 31, 2014	EUT Type: Cellular/PCS GSM/GPRS/EDGE/WCDMA/HSDPA/HSUPA/HSPA+ Phone with Bluetooth and WLAN		FCC ID: ZNFD410H



## 8.6.2 RADIATED RESTRICTED BAND EDGES

### Test Requirements and limit, §15.247(d) §15.205, §15.209

In any 100 kHz bandwidth outside the frequency band in which the spread spectrum is operating, the radio frequency power that is produced by the intentional radiator shall be at least 20 dB below that in the 100 kHz bandwidth within the band that contains the highest level of the desired power, based on either an RF conducted or a radiated measurement. Attenuation below the general limits specified in Section 15.209(a) is not required. In addition, radiated emissions which fall in the restricted bands, as defined in Section 15.205(a), must also comply with the radiated emission limits specified in section 15.209(a) (See section 15.205(c)).

Operation Mode:	802.11g
Transfer Rate:	6 Mbps
Operating Frequency	2412 MHz, 2462 MHz
Channel No.	01 Ch, 11 Ch

Frequency [MHz]	Reading dBuV	AN.+CL [dB]	ANT. POL [H/V]	Total [dBuV/m]	Limit [dBuV/m]	Margin [dB]	Detect
2390.0	26.70	33.90	H	60.60	73.98	13.38	PK
2390.0	12.61	33.90	H	46.51	53.98	7.47	AV
2390.0	25.05	33.90	V	58.95	73.98	15.03	PK
2390.0	12.03	33.90	V	45.93	53.98	8.05	AV
2483.5	29.57	33.99	H	63.56	73.98	10.42	PK
2483.5	13.25	33.99	H	47.24	53.98	6.74	AV
2483.5	24.81	33.99	V	58.80	73.98	15.18	PK
2483.5	11.73	33.99	V	45.72	53.98	8.26	AV

FCC PT.15.247 TEST REPORT	FCC CERTIFICATION REPORT		<a href="http://www.hct.co.kr">www.hct.co.kr</a>
Test Report No. HCT-R-1403-F062	Date of Issue: March 31, 2014	EUT Type: Cellular/PCS GSM/GPRS/EDGE/WCDMA/HSDPA/HSUPA/HSPA+ Phone with Bluetooth and WLAN	FCC ID: ZNFD410H



Operation Mode: 802.11b  
 Transfer Rate: 1 Mbps  
 Operating Frequency: 2412 MHz, 2462 MHz  
 Channel No.: 01 Ch, 11 Ch

Frequency [MHz]	Reading dBuV	AN.+CL [dB]	ANT. POL [H/V]	Total [dBuV/m]	Limit [dBuV/m]	Margin [dB]	Detect
2390.0	25.52	33.90	H	59.42	73.98	14.56	PK
2390.0	12.03	33.90	H	45.93	53.98	8.05	AV
2390.0	25.40	33.90	V	59.30	73.98	14.68	PK
2390.0	12.00	33.90	V	45.90	53.98	8.08	AV
2483.5	25.56	33.99	H	59.55	73.98	14.43	PK
2483.5	12.35	33.99	H	46.34	53.98	7.64	AV
2483.5	24.77	33.99	V	58.76	73.98	15.22	PK
2483.5	11.80	33.99	V	45.79	53.98	8.19	AV

Operation Mode: 802.11n  
 Transfer Rate: 6.5 Mbps  
 Operating Frequency: 2412 MHz, 2462 MHz  
 Channel No.: 01 Ch, 11 Ch

Frequency [MHz]	Reading dBuV	AN.+CL [dB]	ANT. POL [H/V]	Total [dBuV/m]	Limit [dBuV/m]	Margin [dB]	Detect
2390.0	26.44	33.90	H	60.34	73.98	13.64	PK
2390.0	12.70	33.90	H	46.60	53.98	7.38	AV
2390.0	25.49	33.90	V	59.39	73.98	14.59	PK
2390.0	11.97	33.90	V	45.87	53.98	8.11	AV
2483.5	29.74	33.99	H	63.73	73.98	10.25	PK
2483.5	13.26	33.99	H	47.25	53.98	6.73	AV
2483.5	24.96	33.99	V	58.95	73.98	15.03	PK
2483.5	11.78	33.99	V	45.77	53.98	8.21	AV

**Notes:**

1. Total = Reading Value + Antenna Factor + Cable Loss
2. We have done 802.11b/g/n mode and all data rate. Worst data rate is the lowest data of each mode.
3. We have done x, y, z planes in EUT and horizontal and vertical polarization in detecting antenna.

FCC PT.15.247 TEST REPORT		FCC CERTIFICATION REPORT		<a href="http://www.hct.co.kr">www.hct.co.kr</a>
Test Report No. HCT-R-1403-F062	Date of Issue: March 31, 2014	EUT Type: Cellular/PCS GSM/GPRS/EDGE/WCDMA/HSDPA/HSUPA/HSPA+ Phone with Bluetooth and WLAN		FCC ID: ZNFD410H

## 8.7 POWERLINE CONDUCTED EMISSIONS

### Test Requirements and limit, §15.207

For an intentional radiator which is designed to be connected to the public utility (AC) power line, the radio frequency voltage that is conducted back onto the AC power line on any frequency or frequencies within the band 150 kHz to 30 MHz shall not exceed 250 microvolts (The limit decreases linearly with the logarithm of the frequency in the range 0.15 MHz to 0.50 MHz). The limits at specific frequency range is listed as follows:

Frequency Range (MHz)	Limits (dBµV)	
	Quasi-peak	Average
0.15 to 0.50	66 to 56	56 to 46
0.50 to 5	56	46
5 to 30	60	50

Compliance with this provision shall be based on the measurement of the radio frequency voltage between each power line (LINE and NEUTRAL) and ground at the power terminals.

### Test Configuration

See test photographs attached in Appendix 1 for the actual connections between EUT and support equipment.

### TEST PROCEDURE

1. The EUT is placed on a wooden table 80 cm above the reference ground plane.
2. The EUT is connected via LISN to a test power supply.
3. The measurement results are obtained as described below:
4. Detectors – Quasi Peak and Average Detector.
5. We are performed the AC Power Line Conducted Emission test for 11 Mbps, Ch.11 and 802.11b. Because 802.11b mode is worst case.

## RESULT PLOTS

### Conducted Emissions (Line 1)

EMI Auto Test(2)

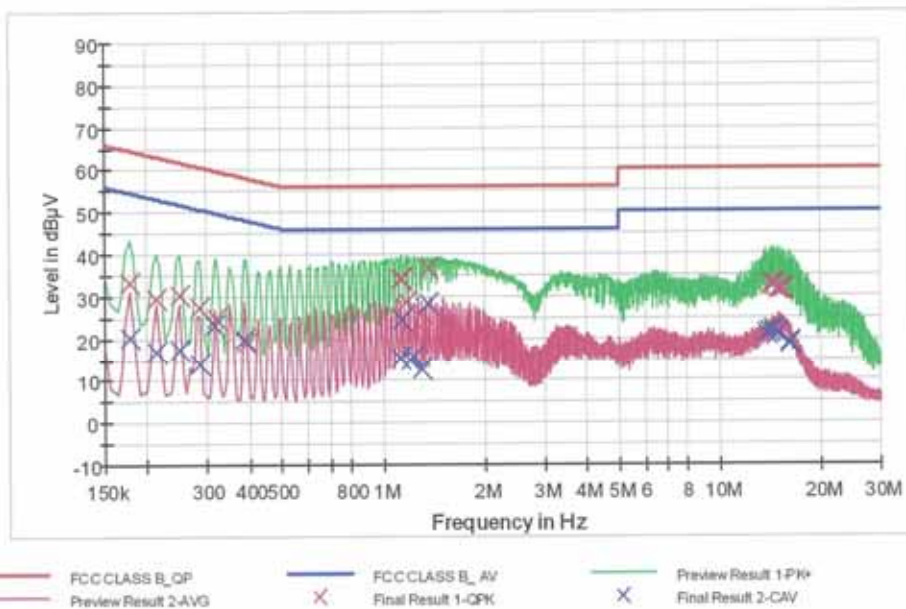
1 / 2

# HCT TEST Report

## Common Information

EUT: LG-D410h  
 Manufacturer: LG  
 Test Site: SHIELD ROOM  
 Operating Conditions: WLAN MODE  
 Operator Name: JC SHIN

FCC CLASS B



## Final Result 1

Frequency (MHz)	QuasiPeak (dBµV)	Bandwidth (kHz)	Filter	Line	Corr. (dB)	Margin (dB)	Limit (dBµV)
0.177000	33.2	9.000	Off	L1	9.7	31.4	64.6
0.213000	29.7	9.000	Off	L1	9.7	33.4	63.1
0.249000	30.4	9.000	Off	L1	9.7	31.4	61.8
0.285000	27.4	9.000	Off	L1	9.7	33.3	60.7
0.321000	25.1	9.000	Off	L1	9.7	34.6	59.7
0.393000	19.1	9.000	Off	L1	9.7	38.9	58.0
1.125500	34.0	9.000	Off	L1	9.8	22.0	56.0
1.143500	34.0	9.000	Off	L1	9.8	22.0	56.0
1.175000	28.9	9.000	Off	L1	9.8	27.2	56.0
1.238000	21.1	9.000	Off	L1	9.8	34.9	56.0
1.305500	26.1	9.000	Off	L1	9.8	29.9	56.0
1.359500	36.5	9.000	Off	L1	9.8	19.6	56.0
14.193500	33.0	9.000	Off	L1	10.7	27.0	60.0
14.396000	32.4	9.000	Off	L1	10.7	27.6	60.0
14.612000	32.7	9.000	Off	L1	10.7	27.3	60.0
14.859500	31.6	9.000	Off	L1	10.7	28.4	60.0

3/27/2014

3:54:49

Frequency (MHz)	QuasiPeak (dBµV)	Bandwidth (kHz)	Filter	Line	Corr. (dB)	Margin (dB)	Limit (dBµV)
15.044000	31.6	9.000	Off	L1	10.7	28.4	60.0
15.444500	31.6	9.000	Off	L1	10.7	28.4	60.0

**Final Result 2**

Frequency (MHz)	CAverage (dBµV)	Bandwidth (kHz)	Filter	Line	Corr. (dB)	Margin (dB)	Limit (dBµV)
0.177000	20.4	9.000	Off	L1	9.7	34.2	54.6
0.213000	16.9	9.000	Off	L1	9.7	36.2	53.1
0.249000	17.1	9.000	Off	L1	9.7	34.7	51.8
0.285000	13.9	9.000	Off	L1	9.7	36.8	50.7
0.316500	23.0	9.000	Off	L1	9.7	26.8	49.8
0.388500	19.7	9.000	Off	L1	9.7	28.4	48.1
1.130000	15.3	9.000	Off	L1	9.8	30.7	46.0
1.143500	24.5	9.000	Off	L1	9.8	21.5	46.0
1.202000	15.0	9.000	Off	L1	9.8	31.0	46.0
1.233500	15.6	9.000	Off	L1	9.8	30.4	46.0
1.305500	12.9	9.000	Off	L1	9.8	33.1	46.0
1.359500	28.1	9.000	Off	L1	9.8	17.9	46.0
13.779500	21.1	9.000	Off	L1	10.6	28.9	50.0
14.009000	21.6	9.000	Off	L1	10.6	28.4	50.0
14.396000	21.8	9.000	Off	L1	10.7	28.2	50.0
14.859500	21.3	9.000	Off	L1	10.7	28.7	50.0
16.056500	19.1	9.000	Off	L1	10.7	30.9	50.0
16.079000	18.6	9.000	Off	L1	10.7	31.4	50.0

## Conducted Emissions (Line 2)

EMI Auto Test(2)

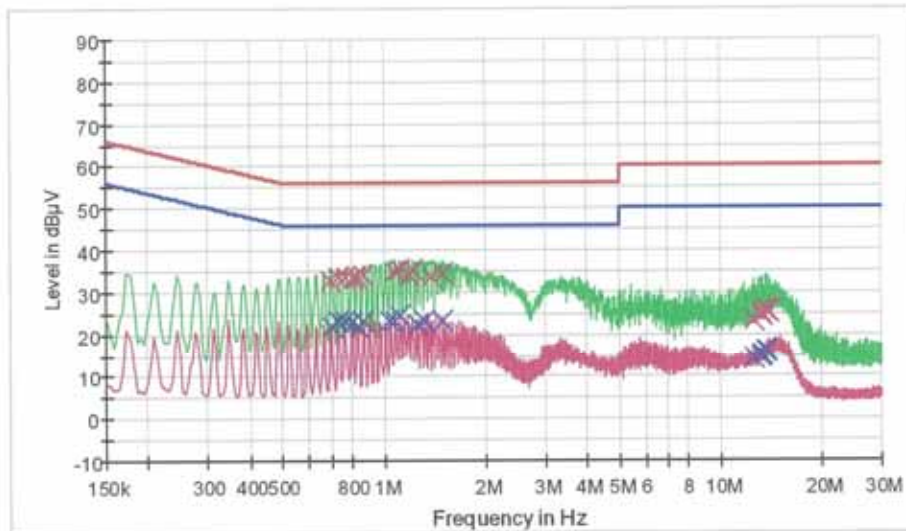
1 / 2

# HCT TEST Report

### Common Information

EUT: LG-D410h  
 Manufacturer: LG  
 Test Site: SHIELD ROOM  
 Operating Conditions: WLAN MODE  
 Operator Name: JC SHIN

FCC CLASS B



— FCCCLASS B\_OP     
 — FCCCLASS B\_AV     
 — Preview Result 1-PK  
— Preview Result 2-AVG     
 X Final Result 1-QPK     
 X Final Result 2-CAV

### Final Result 1

Frequency (MHz)	QuasiPeak (dBµV)	Bandwidth (kHz)	Filter	Line	Corr. (dB)	Margin (dB)	Limit (dBµV)
0.693500	33.0	9.000	Off	N	9.8	23.0	56.0
0.729500	33.5	9.000	Off	N	9.8	22.5	56.0
0.765500	33.5	9.000	Off	N	9.8	22.5	56.0
0.806000	33.2	9.000	Off	N	9.8	22.8	56.0
0.833000	33.6	9.000	Off	N	9.8	22.4	56.0
0.869000	34.3	9.000	Off	N	9.8	21.7	56.0
1.076000	34.9	9.000	Off	N	9.8	21.1	56.0
1.112000	35.2	9.000	Off	N	9.8	20.8	56.0
1.193000	33.9	9.000	Off	N	9.8	22.1	56.0
1.220000	35.3	9.000	Off	N	9.8	20.7	56.0
1.386500	33.7	9.000	Off	N	9.8	22.3	56.0
1.499000	34.6	9.000	Off	N	9.8	21.4	56.0
12.569000	23.2	9.000	Off	N	10.5	36.8	60.0
13.140500	25.4	9.000	Off	N	10.5	34.6	60.0
13.325000	24.3	9.000	Off	N	10.5	35.7	60.0
13.505000	25.6	9.000	Off	N	10.6	34.4	60.0

3/27/2014

4:16:02

FCC PT.15.247 TEST REPORT	FCC CERTIFICATION REPORT		<a href="http://www.hct.co.kr">www.hct.co.kr</a>
Test Report No. HCT-R-1403-F062	Date of Issue: March 31, 2014	EUT Type: Cellular/PCS GSM/GPRS/EDGE/WCDMA/HSDPA/HSUPA/HSPA+ Phone with Bluetooth and WLAN	FCC ID: ZNF410H



EMI Auto Test(2)

2 / 2

Frequency (MHz)	QuasiPeak (dBµV)	Bandwidth (kHz)	Filter	Line	Corr. (dB)	Margin (dB)	Limit (dBµV)
13.739000	25.7	9.000	Off	N	10.6	34.3	60.0
13.941500	25.4	9.000	Off	N	10.6	34.6	60.0

**Final Result 2**

Frequency (MHz)	CAverage (dBµV)	Bandwidth (kHz)	Filter	Line	Corr. (dB)	Margin (dB)	Limit (dBµV)
0.698000	21.9	9.000	Off	N	9.8	24.1	46.0
0.729500	23.0	9.000	Off	N	9.8	23.0	46.0
0.765500	23.1	9.000	Off	N	9.8	23.0	46.0
0.801500	22.8	9.000	Off	N	9.8	23.2	46.0
0.837500	21.9	9.000	Off	N	9.8	24.1	46.0
0.869000	23.3	9.000	Off	N	9.8	22.7	46.0
1.044500	23.4	9.000	Off	N	9.8	22.6	46.0
1.080500	23.3	9.000	Off	N	9.8	22.7	46.0
1.112000	24.3	9.000	Off	N	9.8	21.7	46.0
1.256000	22.2	9.000	Off	N	9.8	23.8	46.0
1.323500	23.3	9.000	Off	N	9.8	22.7	46.0
1.494500	23.3	9.000	Off	N	9.8	22.7	46.0
12.569000	14.4	9.000	Off	N	10.5	35.6	50.0
13.140500	14.9	9.000	Off	N	10.5	35.1	50.0
13.311500	15.1	9.000	Off	N	10.5	34.9	50.0
13.325000	15.0	9.000	Off	N	10.5	35.0	50.0
13.505000	16.0	9.000	Off	N	10.6	34.0	50.0
13.739000	16.0	9.000	Off	N	10.6	34.0	50.0

3/27/2014

4:16:02

FCC PT.15.247 TEST REPORT	FCC CERTIFICATION REPORT		<a href="http://www.hct.co.kr">www.hct.co.kr</a>
Test Report No. HCT-R-1403-F062	Date of Issue: March 31, 2014	EUT Type: Cellular/PCS GSM/GPRS/EDGE/WCDMA/HSDPA/HSUPA/HSPA+ Phone with Bluetooth and WLAN	FCC ID: ZNF410H

## 9. LIST OF TEST EQUIPMENT

### 9.1 LIST OF TEST EQUIPMENT(Conducted Test)

Manufacturer	Model / Equipment	Calibration Interval	Calibration Due	Serial No.
Rohde & Schwarz	ENV216/ LISN	Annual	01/29/2015	100073
Agilent	E4440A/ Spectrum Analyzer	Annual	04/25/2014	US45303008
Agilent	N9020A/ SIGNAL ANALYZER	Annual	05/14/2014	MY51110063
Agilent	N1911A/Power Meter	Annual	01/24/2015	MY45100523
Agilent	N1921A /POWER SENSOR	Annual	07/11/2014	MY45241059
Hewlett Packard	11636B/Power Divider	Annual	10/22/2014	11377
Agilent	87300B/Directional Coupler	Annual	12/18/2014	3116A03621
Hewlett Packard	11667B / Power Splitter	Annual	05/29/2014	05001
DIGITAL	EP-3010 /DC POWER SUPPLY	Annual	10/29/2014	3110117
ITECH	IT6720 / DC POWER SUPPLY	Annual	11/05/2014	010002156287001199
TESCOM	TC-3000C / BLUETOOTH TESTER	Annual	04/24/2014	3000C000276
Rohde & Schwarz	CBT / BLUETOOTH TESTER	Annual	04/25/2014	100422
Agilent	8493C / Attenuator(10 dB)	Annual	07/24/2014	76649
WEINSCHEL	2-3 / Attenuator(3 dB)	Annual	10/28/2014	BR0617

## 9.2 LIST OF TEST EQUIPMENT(Radiated Test)

Manufacturer	Model / Equipment	Calibration Interval	Calibration Due	Serial No.
Schwarzbeck	VULB 9160/ TRILOG Antenna	Biennial	12/17/2014	3150
Rohde & Schwarz	ESCI / EMI TEST RECEIVER	Annual	01/24/2015	100584
HD	MA240/ Antenna Position Tower	N/A	N/A	556
EMCO	1050/ Turn Table	N/A	N/A	114
HD GmbH	HD 100/ Controller	N/A	N/A	13
HD GmbH	KMS 560/ SlideBar	N/A	N/A	12
Rohde & Schwarz	SCU-18/ Signal Conditioning Unit	Annual	09/10/2014	10094
CERNEX	CBL18265035 / POWER AMP	Annual	07/24/2014	22966
CERNEX	CBL26405040 / POWER AMP	Annual	04/16/2014	19660
Schwarzbeck	BBHA 9120D/ Horn Antenna	Biennial	07/05/2015	1151
Schwarzbeck	BBHA9170 / Horn Antenna(15 GHz ~ 40 GHz)	Biennial	10/30/2014	BBHA9170124
Rohde & Schwarz	FSP / Spectrum Analyzer	Annual	01/24/2015	839117/011
Wainwright Instrument	WHF3.0/18G-10EF / High Pass Filter	Annual	02/03/2015	F6
Wainwright Instrument	WHNX6.0/26.5G-6SS / High Pass Filter	Annual	04/16/2014	1
Wainwright Instrument	WHNX7.0/18G-8SS / High Pass Filter	Annual	04/16/2014	29
Wainwright Instrument	WRCJ2400/2483.5-2370/2520-60/14SS / Band Reject Filter	Annual	06/24/2014	1
TESCOM	TC-3000C / BLUETOOTH TESTER	Annual	04/24/2014	3000C000276
Rohde & Schwarz	CBT / BLUETOOTH TESTER	Annual	04/25/2014	100422
Rohde & Schwarz	LOOP ANTENNA	Biennial	08/14/2014	100179
CERNEX	CBL06185030 / POWER AMP	Annual	07/24/2014	22965
CERNEX	CBLU1183540 / POWER AMP	Annual	07/24/2014	22964