

13. TEST SETUP PHOTOGRAPHS



FCC ID: ZNFD321		HAC (T-COIL) TEST REPORT		Reviewed by: Quality Manager
Filename: 0Y1403110561.ZNF	Test Dates: 3/26/2014	EUT Type: Portable Handset	Page 36 of 38	



Figure 13-1
Test Setup for Wireless Device







Figure 13-2
Test Setup for Wireless Device

FCC ID: ZNFD321	 PCTEST <small>ENGINEERING LABORATORY, INC.</small>	HAC (T-COIL) TEST REPORT	 LG	Reviewed by: Quality Manager
Filename: 0Y1403110561.ZNF	Test Dates: 3/26/2014	EUT Type: Portable Handset	Page 37 of 38	





Axial

Radial (Transverse)

**Figure 13-3
T-Coil Scan Overlay Magnetic Field Distributions**

Note: Final measurement locations are indicated by a cursor on the contour plots.

FCC ID: ZNFD321	 PCTEST <small>ENGINEERING LABORATORY, INC.</small>	HAC (T-COIL) TEST REPORT	 LG	Reviewed by: Quality Manager
Filename: 0Y1403110561.ZNF	Test Dates: 3/26/2014	EUT Type: Portable Handset	Page 38 of 38	