



APPENDIX F: SAR TEST SETUP PHOTOGRAPHS



FCC ID: ZNFD321		SAR EVALUATION REPORT		Reviewed by: Quality Manager
Test Dates: 03/10/14 - 03/19/14	DUT Type: Portable Handset			APPENDIX F: Page 1 of 7



SAR Test Setup Photo 1 - Right Cheek




SAR Test Setup Photo 2 – Right Tilt



FCC ID: ZNFD321		SAR EVALUATION REPORT		Reviewed by: Quality Manager
Test Dates: 03/10/14 - 03/19/14	DUT Type: Portable Handset			APPENDIX F: Page 2 of 7



SAR Test Setup Photo 3 – Left Cheek



SAR Test Setup Photo 4 – Left Tilt



FCC ID: ZNFD321		SAR EVALUATION REPORT		Reviewed by: Quality Manager
Test Dates: 03/10/14 - 03/19/14	DUT Type: Portable Handset			APPENDIX F: Page 3 of 7



SAR Test Setup Photo 5 – Back side at 1.0 cm



SAR Test Setup Photo 6 – Front Side at 1.0 cm



FCC ID: ZNFD321		SAR EVALUATION REPORT		Reviewed by: Quality Manager
Test Dates: 03/10/14 - 03/19/14	DUT Type: Portable Handset			APPENDIX F: Page 4 of 7




SAR Test Setup Photo 7 – Top Edge at 1.0 cm



SAR Test Setup Photo 8 – Bottom Edge at 1.0 cm



FCC ID: ZNFD321		SAR EVALUATION REPORT		Reviewed by: Quality Manager
Test Dates: 03/10/14 - 03/19/14	DUT Type: Portable Handset			APPENDIX F: Page 5 of 7



SAR Test Setup Photo 9 – Right Edge at 1.0 cm





SAR Test Setup Photo 10 – Left Edge at 1.0 cm

FCC ID: ZNFD321		SAR EVALUATION REPORT	 Reviewed by: Quality Manager
Test Dates: 03/10/14 - 03/19/14	DUT Type: Portable Handset	APPENDIX F: Page 6 of 7	



SAR Test Setup Photo 11 – Horizontal and Vertical Reference Lines

FCC ID: ZNFD321		SAR EVALUATION REPORT		Reviewed by: Quality Manager
Test Dates: 03/10/14 - 03/19/14	DUT Type: Portable Handset			APPENDIX F: Page 7 of 7