

13. TEST SETUP PHOTOGRAPHS



Figure 13-1
Test Setup for Wireless Device







Figure 13-2
Test Setup for Wireless Device

FCC ID: ZNFC800	 HAC (T-COIL) TEST REPORT			Reviewed by: Quality Manager
Filename: 0Y1106201033.ZNF	Test Dates: 6/30/2011	EUT Type: 850/1900 GSM/GPRS/EDGE and 1700 WCDMA/HSPA Phone with BT and WLAN		Page 37 of 38





Axial

Radial H (Transverse)

Radial V (Longitudinal)

Figure 13-3
T-Coil Scan Overlay Magnetic Field Distributions

Note: Final measurement locations are indicated by a cursor on the contour plots.

FCC ID: ZNFC800	 HAC (T-COIL) TEST REPORT 		Reviewed by: Quality Manager
Filename: 0Y1106201033.ZNF	Test Dates: 6/30/2011	EUT Type: 850/1900 GSM/GPRS/EDGE and 1700 WCDMA/HSPA Phone with BT and WLAN	Page 38 of 38