



## APPENDIX F: SAR TEST SETUP PHOTOGRAPHS



<b>FCC ID</b> ZNFC410	 <b>PCTEST</b> <small>ENGINEERING LABORATORY, INC.</small>	<b>SAR EVALUATION REPORT</b>	 <b>LG</b>	<b>Reviewed by:</b> Quality Manager
<b>Test Dates:</b> 07/25/13 - 09/24/13	<b>DUT Type:</b> Portable Handset			<b>APPENDIX F:</b> Page 1 of 4



**SAR Test Setup Photo 1 – Right Cheek**




**SAR Test Setup Photo 2 - Right Tilt**



<b>FCC ID</b> ZNFC410	 <b>PCTEST</b> ENGINEERING LABORATORY, INC.	<b>SAR EVALUATION REPORT</b>	 <b>LG</b>	<b>Reviewed by:</b> Quality Manager
<b>Test Dates:</b> 07/25/13 - 09/24/13	<b>DUT Type:</b> Portable Handset			<b>APPENDIX F:</b> Page 2 of 4



**SAR Test Setup Photo 3 - Left Cheek**



**SAR Test Setup Photo 4 - Left Tilt**



<b>FCC ID</b> ZNFC410	 <b>PCTEST</b> ENGINEERING LABORATORY, INC.	<b>SAR EVALUATION REPORT</b>	 <b>LG</b>	<b>Reviewed by:</b> Quality Manager
<b>Test Dates:</b> 07/25/13 - 09/24/13	<b>DUT Type:</b> Portable Handset			<b>APPENDIX F:</b> Page 3 of 4



**SAR Test Setup Photo 5 – Back Side at 1.5 cm**



**SAR Test Setup Photo 6 – Horizontal and Vertical Reference Lines**

<b>FCC ID</b> ZNFC410	 <b>PCTEST</b> ENGINEERING LABORATORY, INC.	<b>SAR EVALUATION REPORT</b>	 <b>LG</b>	<b>Reviewed by:</b> Quality Manager
<b>Test Dates:</b> 07/25/13 - 09/24/13	<b>DUT Type:</b> Portable Handset	<b>APPENDIX F:</b> Page 4 of 4		