



# APPENDIX D: SAR TEST SETUP PHOTOGRAPHS

<b>FCC ID:</b> ZNFC395		<b>SAR COMPLIANCE REPORT</b>		<b>Reviewed by:</b> Quality Manager
<b>Test Dates:</b> 12/22/11 - 01/10/12	<b>EUT Type:</b> Portable Handset			Page D1 of D4




**SAR Test Setup Photo 1 – Right Touch**




**SAR Test Setup Photo 2 – Right Tilt**

<b>FCC ID:</b> ZNFC395	 <b>PCTEST</b> <small>ENGINEERING LABORATORY, INC.</small>	<b>SAR COMPLIANCE REPORT</b>		<b>Reviewed by:</b> Quality Manager
<b>Test Dates:</b> 12/22/11 - 01/10/12	<b>EUT Type:</b> Portable Handset			Page D2 of D4




**SAR Test Setup Photo 3 – Left Touch**



**SAR Test Setup Photo 4 – Left Tilt**

<b>FCC ID:</b> ZNFC395	 <b>PCTEST</b> <small>ENGINEERING LABORATORY, INC.</small>	<b>SAR COMPLIANCE REPORT</b>		<b>Reviewed by:</b> Quality Manager
<b>Test Dates:</b> 12/22/11 - 01/10/12	<b>EUT Type:</b> Portable Handset			Page D3 of D4



**SAR Test Setup Photo 5 – Body-worn at 1.5 cm**

**Note:** Headset Cable is connected to the device during body-worn SAR assessment, as seen above.

<b>FCC ID:</b> ZNFC395	 <b>PCTEST</b> ENGINEERING LABORATORY, INC.	<b>SAR COMPLIANCE REPORT</b>	 <b>LG</b>	<b>Reviewed by:</b> Quality Manager
<b>Test Dates:</b> 12/22/11 - 01/10/12	<b>EUT Type:</b> Portable Handset			Page D4 of D4