

Attachment 1. – Dipole Validation Plots

DIGITAL EMC CO., LTD

DUT: Dipole 835 MHz; Type: D835V2; Serial: D835V2 - SN:464

Communication System: CW; Frequency: 835 MHz; Duty Cycle: 1:1
 Medium parameters used: $f = 835 \text{ MHz}$; $\sigma = 0.873 \text{ mho/m}$; $\epsilon_r = 42$; $\rho = 1000 \text{ kg/m}^3$
 Phantom section: Flat Section

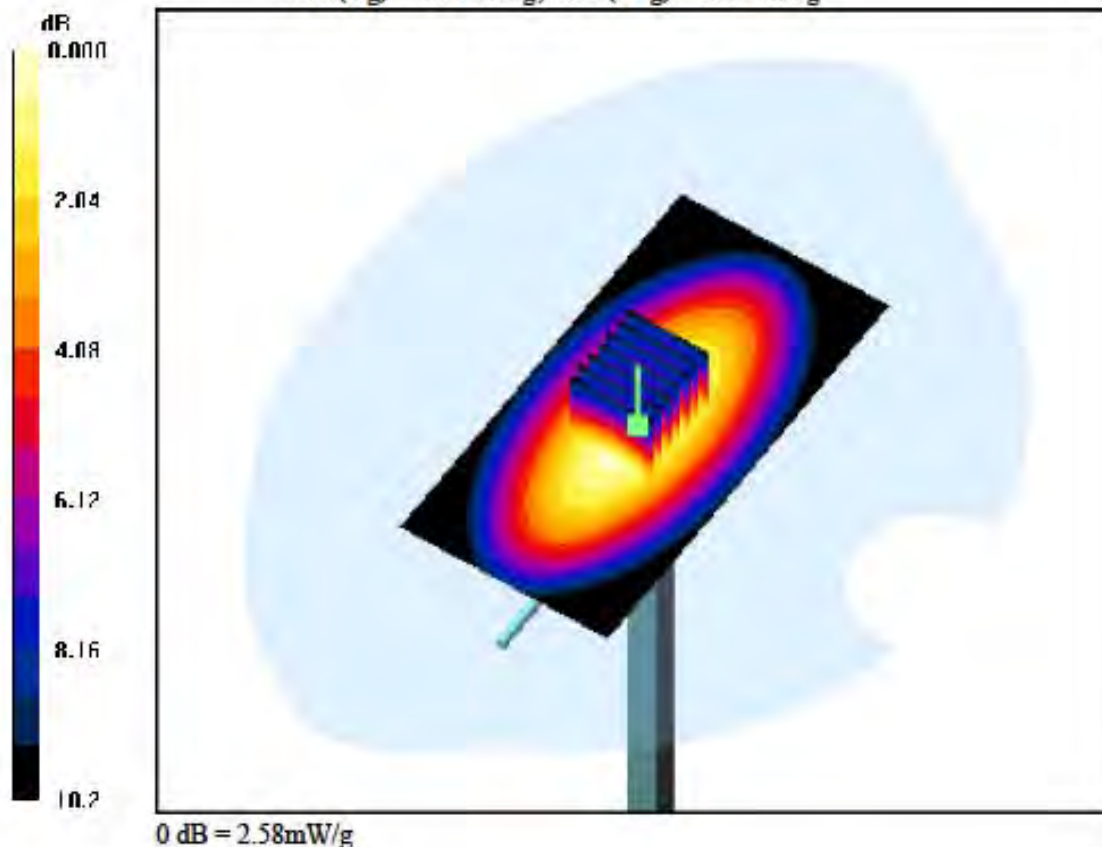
DASY4 Configuration:

Probe: ET3DV6 - SN1715; ConvF(6.26, 6.26, 6.26); Calibrated: 2011-09-22; Electronics: DAE4 Sn912
 Phantom: SAM with 835MHz; Type: SAM; Serial: TP-1223
 Measurement SW: DASY4, V4.7 Build 80; Postprocessing SW: SEMCAD, V1.8 Build 186

Test Date: 2012-01-14; Ambient Temp: 21.9; Tissue Temp: 22.1

Dipole Validation

Area Scan (51x101x1): Measurement grid: $dx=15\text{mm}$, $dy=15\text{mm}$
 Zoom Scan (7x7x7)/Cube 0: Measurement grid: $dx=5\text{mm}$, $dy=5\text{mm}$, $dz=5\text{mm}$
 Power Drift = 0.045 dB
 Peak SAR (extrapolated) = 3.27 W/kg
 SAR(1 g) = 2.38 W/kg; SAR(10 g) = 1.59 W/kg



DIGITAL EMC CO., LTD

DUT: Dipole 835 MHz; Type: D835V2; Serial: D835V2 - SN:464

Communication System: CW; Frequency: 835 MHz; Duty Cycle: 1:1
Medium parameters used: $f = 835 \text{ MHz}$; $\sigma = 0.953 \text{ mho/m}$; $\epsilon_r = 53.6$; $\rho = 1000 \text{ kg/m}^3$
Phantom section: Flat Section

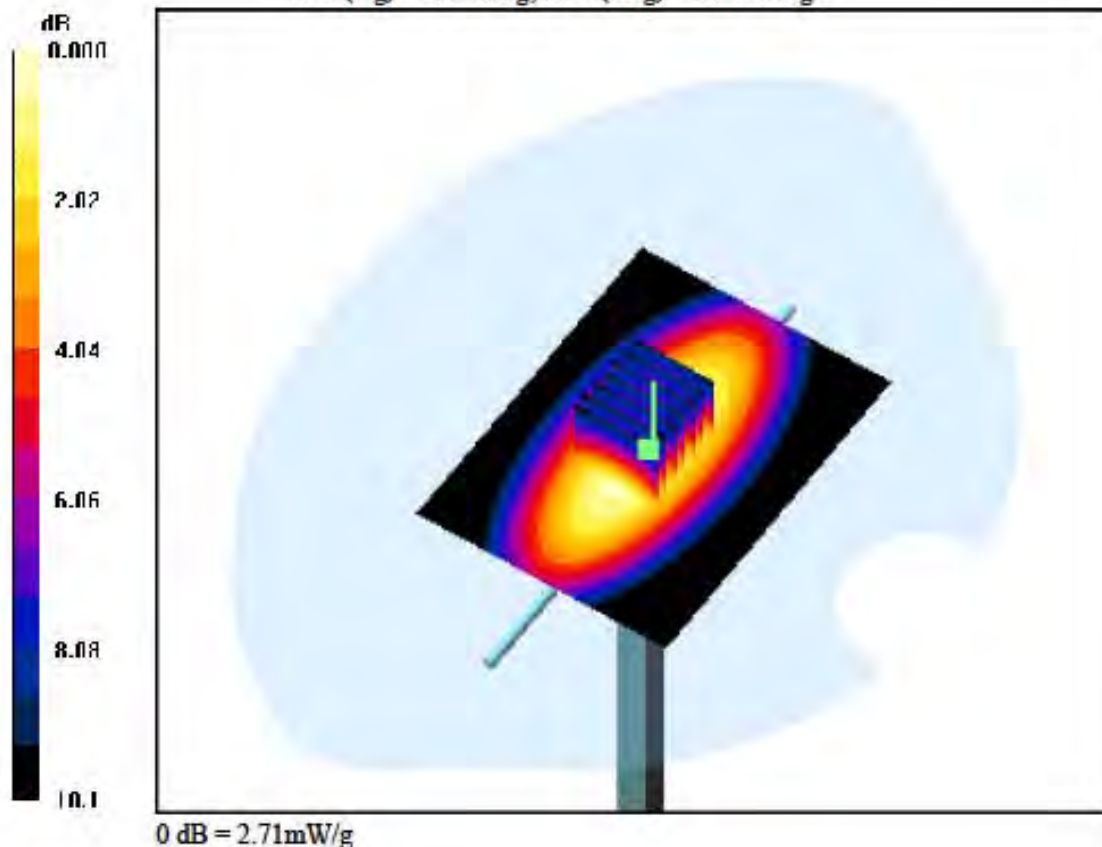
DASY4 Configuration:

Probe: ET3DV6 - SN1715; ConvF(6.18, 6.18, 6.18); Calibrated: 2011-09-22; Electronics: DAE4 Sn912
Phantom: SAM with 835MHz; Type: SAM; Serial: TP-1223
Measurement SW: DASY4, V4.7 Build 80; Postprocessing SW: SEMCAD, V1.8 Build 186

Test Date: 2012-01-14; Ambient Temp: 21.9; Tissue Temp: 22.1

Dipole Validation

Area Scan (61x81x1): Measurement grid: $dx=15\text{mm}$, $dy=15\text{mm}$
Zoom Scan (7x7x7)/Cube 0: Measurement grid: $dx=5\text{mm}$, $dy=5\text{mm}$, $dz=5\text{mm}$
Power Drift = -0.005 dB
Peak SAR (extrapolated) = 3.50 W/kg
SAR(1 g) = 2.5 W/kg; SAR(10 g) = 1.66 W/kg



DIGITAL EMC CO., LTD

DUT: Dipole 1900 MHz; Type: D1900V2; Serial: D1900V2 - SN:5d029

Communication System: CW; Frequency: 1900 MHz; Duty Cycle: 1:1

Medium parameters used: $f = 1900$ MHz; $\sigma = 1.43$ mho/m; $\epsilon_r = 38.6$; $\rho = 1000$ kg/m³

Phantom section: Flat Section

DASY4 Configuration:

Probe: ET3DV6 - SN1715; ConvF(5.1, 5.1, 5.1); Calibrated: 2011-09-22; Electronics: DAE4 Sn912

Phantom: SAM 1800/1900 MHz; Type: SAM; Serial: TP-1224

Measurement SW: DASY4, V4.7 Build 80; Postprocessing SW: SEMCAD, V1.8 Build 186

Test Date: 2012-01-15; Ambient Temp: 22.2; Tissue Temp: 22.5

Dipole Validation

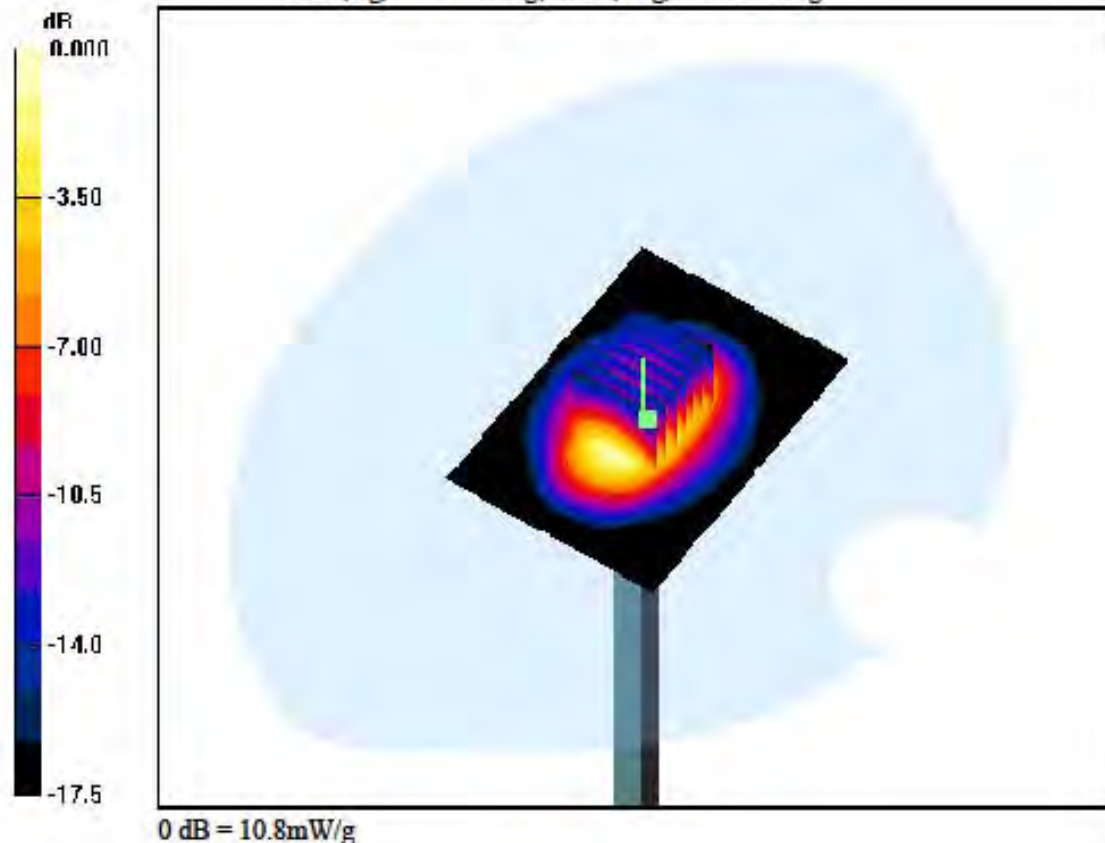
Area Scan (51x71x1): Measurement grid: dx=15mm, dy=15mm

Zoom Scan (7x7x7)/Cube 0: Measurement grid: dx=5mm, dy=5mm, dz=5mm

Power Drift = -0.108 dB

Peak SAR (extrapolated) = 17.1 W/kg

SAR(1 g) = 9.58 W/kg; SAR(10 g) = 5.02 W/kg



DIGITAL EMC CO., LTD

DUT: Dipole 1900 MHz; Type: D1900V2; Serial: D1900V2 - SN:5d029

Communication System: CW; Frequency: 1900 MHz; Duty Cycle: 1:1

Medium parameters used: $f = 1900$ MHz; $\sigma = 1.54$ mho/m; $\epsilon_r = 52.6$; $\rho = 1000$ kg/m³

Phantom section: Flat Section

DASY4 Configuration:

Probe: ET3DV6 - SN1715; ConvF(4.5, 4.5, 4.5); Calibrated: 2011-09-22; Electronics: DAE4 Sn912

Phantom: SAM 1800/1900 MHz; Type: SAM; Serial: TP-1224

Measurement SW: DASY4, V4.7 Build 80; Postprocessing SW: SEMCAD, V1.8 Build 186

Test Date: 2012-01-15; Ambient Temp: 22.2; Tissue Temp: 22.5

Dipole Validation

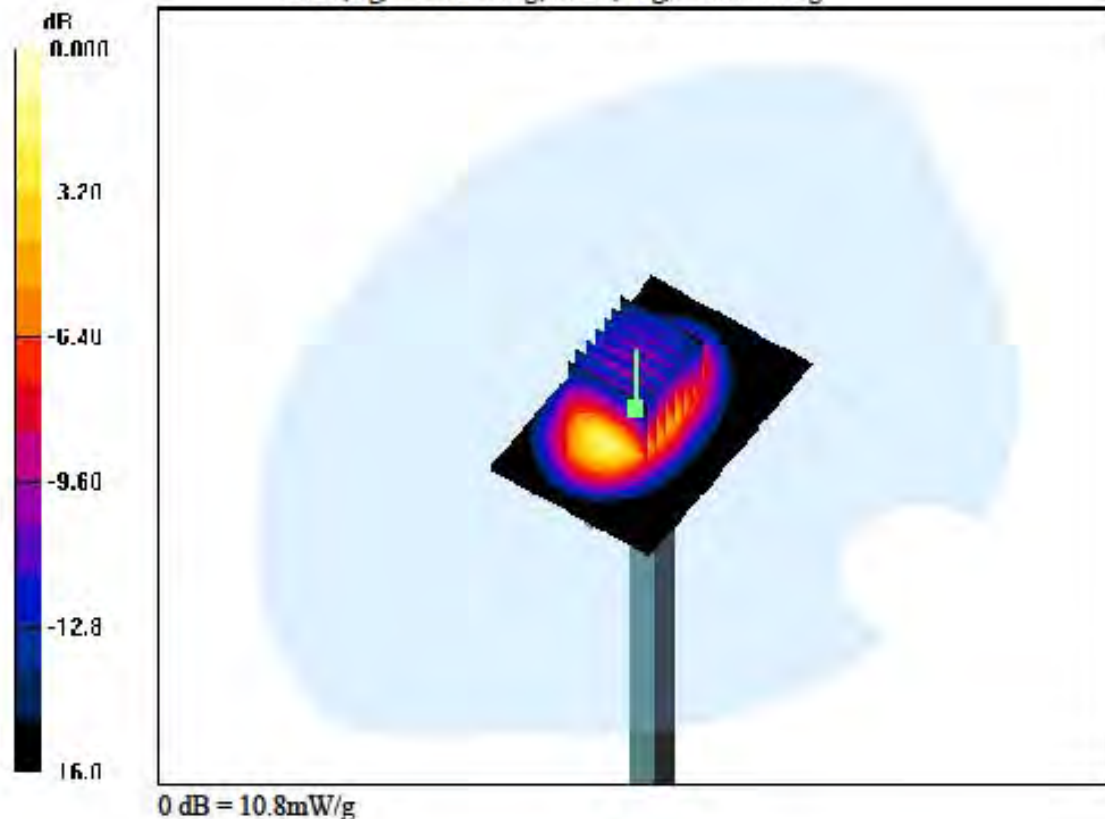
Area Scan (61x91x1): Measurement grid: $dx=10$ mm, $dy=10$ mm

Zoom Scan (7x7x7)/Cube 0: Measurement grid: $dx=5$ mm, $dy=5$ mm, $dz=5$ mm

Power Drift = 0.056 dB

Peak SAR (extrapolated) = 15.8 W/kg

SAR(1 g) = 9.46 W/kg; SAR(10 g) = 5.08 W/kg



DIGITAL EMC CO., LTD

DUT: Dipole 2450 MHz; Type: D2450V2; Serial: D2450V2 - SN:726

Communication System: CW; Frequency: 2450 MHz; Duty Cycle: 1:1

Medium parameters used: $f = 2450$ MHz; $\sigma = 1.85$ mho/m; $\epsilon_r = 38.9$; $\rho = 1000$ kg/m³

Phantom section: Flat Section

DASY4 Configuration:

Probe: ET3DV6 - SN1715; ConvF(4.43, 4.43, 4.43); Calibrated: 2011-09-22; Electronics: DAE4 Sn912

Phantom: SAM 1800/1900 MHz; Type: SAM; Serial: TP-1224

Measurement SW: DASY4, V4.7 Build 80; Postprocessing SW: SEMCAD, V1.8 Build 186

Test Date: 2012-02-04; Ambient Temp: 22.0; Tissue Temp: 22.3

Dipole Validation


Area Scan (51x71x1): Measurement grid: dx=15mm, dy=15mm

Zoom Scan (7x7x7)/Cube 0: Measurement grid: dx=5mm, dy=5mm, dz=5mm

Power Drift = -0.023 dB

Peak SAR (extrapolated) = 32.5 W/kg

SAR(1 g) = 13.6 W/kg; SAR(10 g) = 6.12 W/kg



DIGITAL EMC CO., LTD

DUT: Dipole 2450 MHz; Type: D2450V2; Serial: D2450V2 - SN:726

Communication System: CW; Frequency: 2450 MHz; Duty Cycle: 1:1

Medium parameters used: $f = 2450$ MHz; $\sigma = 1.95$ mho/m; $\epsilon_r = 53.3$; $\rho = 1000$ kg/m³

Phantom section: Flat Section

DASY4 Configuration:

Probe: ET3DV6 - SN1715; ConvF(4.06, 4.06, 4.06); Calibrated: 2011-09-22; Electronics: DAE4 Sn912

Phantom: SAM 1800/1900 MHz; Type: SAM; Serial: TP-1224

Measurement SW: DASY4, V4.7 Build 80; Postprocessing SW: SEMCAD, V1.8 Build 186

Test Date: 2012-02-04; Ambient Temp: 22.0; Tissue Temp: 22.3

Dipole Validation

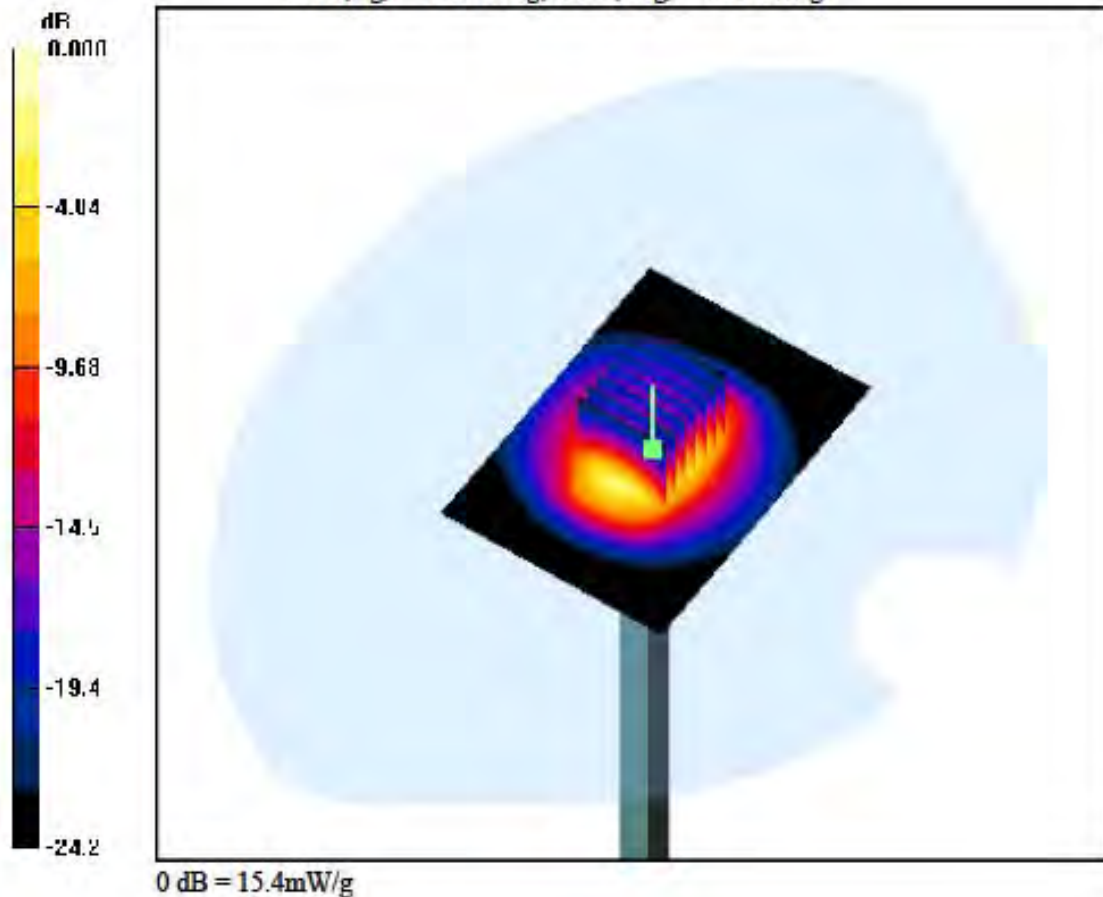
Area Scan (51x71x1): Measurement grid: dx=15mm, dy=15mm

Zoom Scan (7x7x7)/Cube 0: Measurement grid: dx=5mm, dy=5mm, dz=5mm

Power Drift = -0.082 dB

Peak SAR (extrapolated) = 29.7 W/kg

SAR(1 g) = 13.4 W/kg; SAR(10 g) = 5.93 W/kg



Attachment 2. – SAR Test Plots

DIGITAL EMC CO., LTD**DUT: LG-C195; Type: Bar**

Communication System: GSM 850; Frequency: 836.6 MHz; Duty Cycle: 1:8.3

Medium parameters used: $f = 836.667$ MHz; $\sigma = 0.874$ mho/m; $\epsilon_r = 42$; $\rho = 1000$ kg/m³

Phantom section: Left Section

DASY4 Configuration:

Probe: ET3DV6 - SN1715; ConvF(6.26, 6.26, 6.26); Calibrated: 2011-09-22; Electronics: DAE4 Sn912

Phantom: SAM with 835MHz; Type: SAM; Serial: TP-1223

Measurement SW: DASY4, V4.7 Build 80; Postprocessing SW: SEMCAD, V1.8 Build 186


Test Date: 2012-01-14; Ambient Temp: 21.9; Tissue Temp: 22.1

Left Touch, GSM850 Ch. 190, Ant Internal, Standard Battery**Area Scan (71x101x1):** Measurement grid: dx=15mm, dy=15mm**Zoom Scan (5x5x7)/Cube 0:** Measurement grid: dx=8mm, dy=8mm, dz=5mm

Power Drift = -0.091 dB

Peak SAR (extrapolated) = 0.565 W/kg

SAR(1 g) = 0.419 W/kg; SAR(10 g) = 0.299 W/kg



DIGITAL EMC CO., LTD**DUT: LG-C195; Type: Bar**

Communication System: GSM 850; Frequency: 824.2 MHz; Duty Cycle: 1:8.3

Medium parameters used: $f = 824.333$ MHz; $\sigma = 0.863$ mho/m; $\epsilon_r = 42.1$; $\rho = 1000$ kg/m³

Phantom section: Right Section

DASY4 Configuration:

Probe: ET3DV6 - SN1715; ConvF(6.26, 6.26, 6.26); Calibrated: 2011-09-22; Electronics: DAE4 Sn912

Phantom: SAM with 835MHz; Type: SAM; Serial: TP-1223

Measurement SW: DASY4, V4.7 Build 80; Postprocessing SW: SEMCAD, V1.8 Build 186

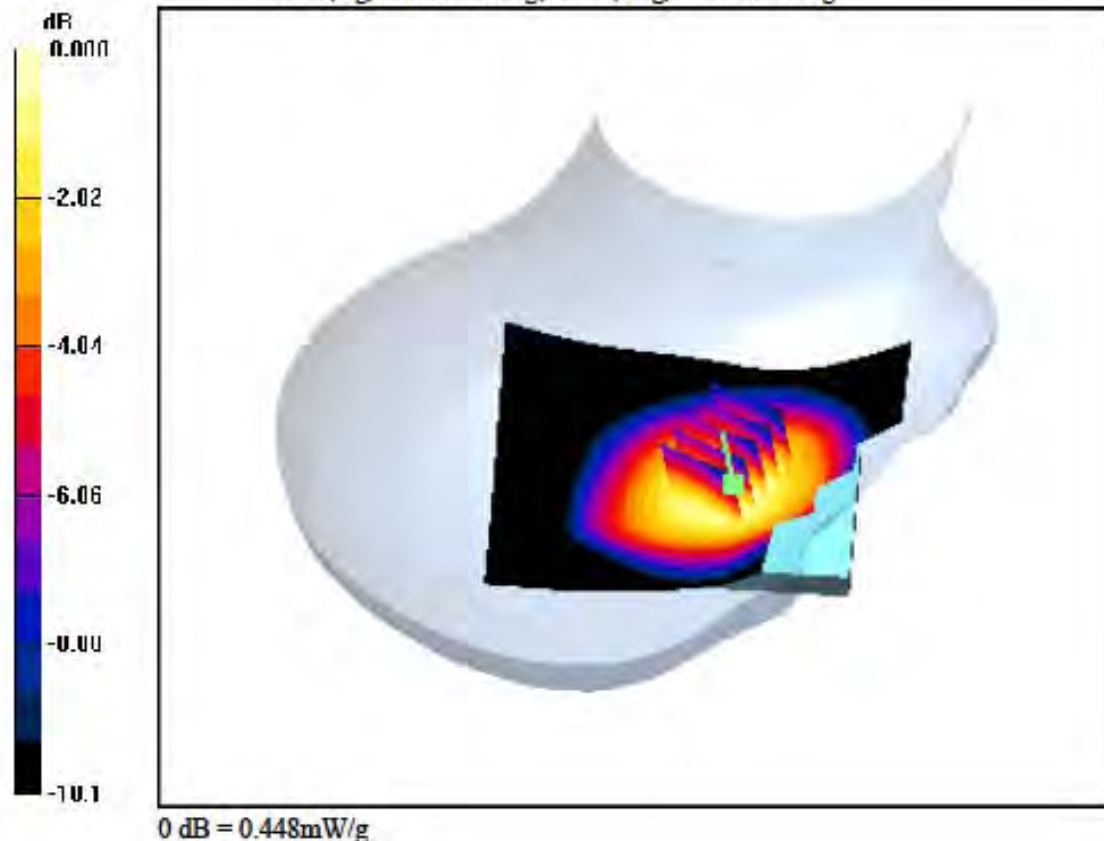
Test Date: 2012-01-14; Ambient Temp: 21.9; Tissue Temp: 22.1

Right Touch, GSM850 Ch. 128, Ant Internal, Standard Battery**Area Scan (71x101x1):** Measurement grid: dx=15mm, dy=15mm**Zoom Scan (5x5x7)/Cube 0:** Measurement grid: dx=8mm, dy=8mm, dz=5mm

Power Drift = -0.014 dB

Peak SAR (extrapolated) = 0.507 W/kg

SAR(1 g) = 0.425 W/kg; SAR(10 g) = 0.316 W/kg



DIGITAL EMC CO., LTD**DUT: LG-C195; Type: Bar**

Communication System: GSM 850; Frequency: 836.6 MHz; Duty Cycle: 1:8.3
Medium parameters used: $f = 836.667$ MHz; $\sigma = 0.874$ mho/m; $\epsilon_r = 42$; $\rho = 1000$ kg/m³
Phantom section: Right Section

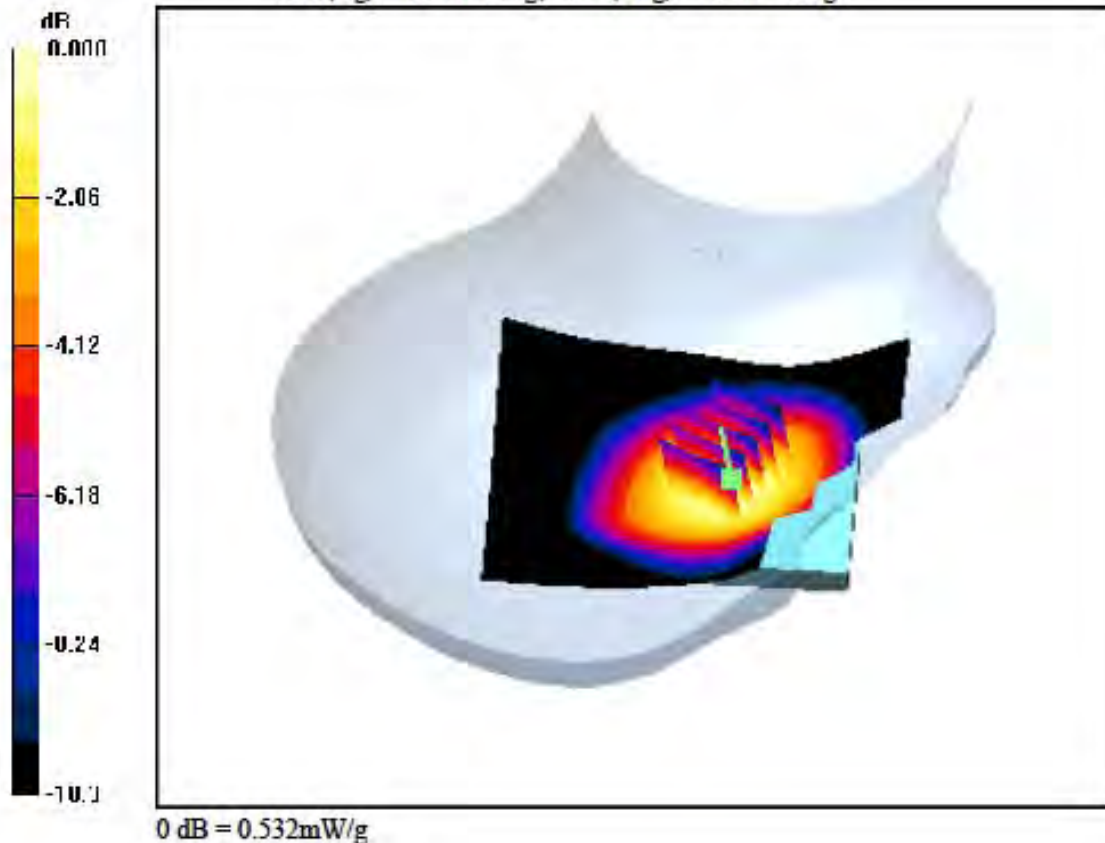
DASY4 Configuration:

Probe: ET3DV6 - SN1715; ConvF(6.26, 6.26, 6.26); Calibrated: 2011-09-22; Electronics: DAE4 Sn912
Phantom: SAM with 835MHz; Type: SAM; Serial: TP-1223
Measurement SW: DASY4, V4.7 Build 80; Postprocessing SW: SEMCAD, V1.8 Build 186

Test Date: 2012-01-14; Ambient Temp: 21.9; Tissue Temp: 22.1

Right Touch, GSM850 Ch. 190, Ant Internal, Standard Battery

Area Scan (71x101x1): Measurement grid: dx=15mm, dy=15mm
Zoom Scan (5x5x7)/Cube 0: Measurement grid: dx=8mm, dy=8mm, dz=5mm
Power Drift = -0.017 dB
Peak SAR (extrapolated) = 0.602 W/kg
SAR(1 g) = 0.500 W/kg; SAR(10 g) = 0.367 W/kg



DIGITAL EMC CO., LTD**DUT: LG-C195; Type: Bar**

Communication System: GSM 850; Frequency: 848.8 MHz; Duty Cycle: 1:8.3

Medium parameters used (interpolated): $f = 848.8$ MHz; $\sigma = 0.887$ mho/m; $\epsilon_r = 41.8$; $\rho = 1000$ kg/m³

Phantom section: Right Section

DASY4 Configuration:

Probe: ET3DV6 - SN1715; ConvF(6.26, 6.26, 6.26); Calibrated: 2011-09-22; Electronics: DAE4 Sn912

Phantom: SAM with 835MHz; Type: SAM; Serial: TP-1223

Measurement SW: DASY4, V4.7 Build 80; Postprocessing SW: SEMCAD, V1.8 Build 186

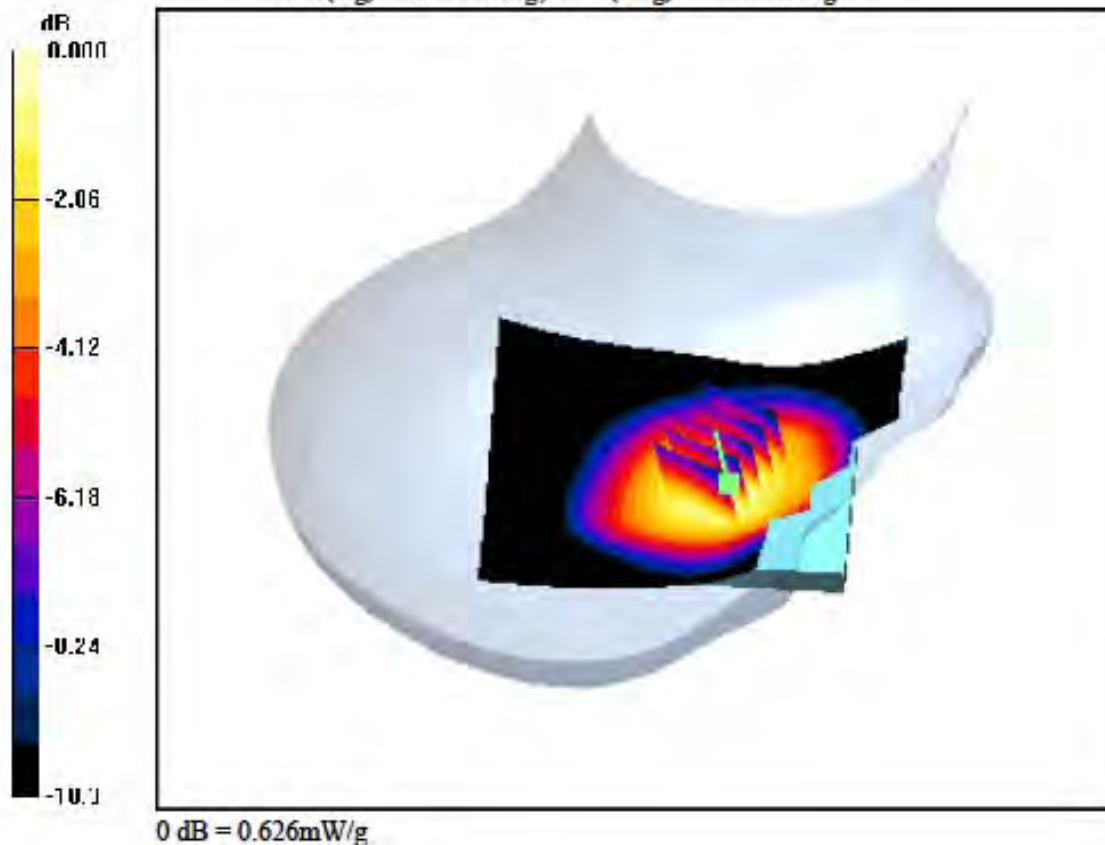
Test Date: 2012-01-14; Ambient Temp: 21.9; Tissue Temp: 22.1

Right Touch, GSM850 Ch. 251, Ant Internal, Standard Battery**Area Scan (71x101x1):** Measurement grid: dx=15mm, dy=15mm**Zoom Scan (5x5x7)/Cube 0:** Measurement grid: dx=8mm, dy=8mm, dz=5mm

Power Drift = -0.020 dB

Peak SAR (extrapolated) = 0.713 W/kg

SAR(1 g) = 0.588 W/kg; SAR(10 g) = 0.432 W/kg



DIGITAL EMC CO., LTD**DUT: LG-C195; Type: Bar**

Communication System: GSM 850; Frequency: 836.6 MHz; Duty Cycle: 1:8.3

Medium parameters used: $f = 836.667$ MHz; $\sigma = 0.874$ mho/m; $\epsilon_r = 42$; $\rho = 1000$ kg/m³

Phantom section: Left Section

DASY4 Configuration:

Probe: ET3DV6 - SN1715; ConvF(6.26, 6.26, 6.26); Calibrated: 2011-09-22; Electronics: DAE4 Sn912

Phantom: SAM with 835MHz; Type: SAM; Serial: TP-1223

Measurement SW: DASY4, V4.7 Build 80; Postprocessing SW: SEMCAD, V1.8 Build 186

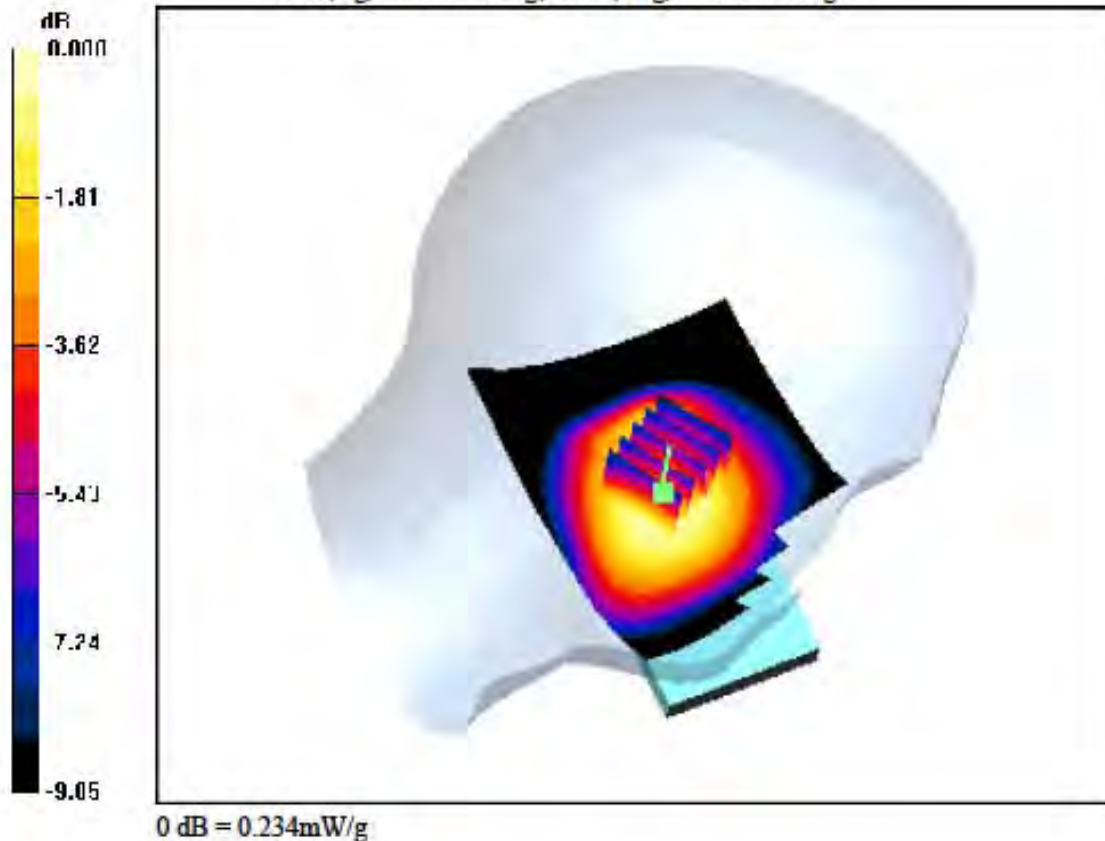
Test Date: 2012-01-14; Ambient Temp: 21.9; Tissue Temp: 22.1

Left Tilt, GSM850 Ch. 190, Ant Internal, Standard Battery**Area Scan (71x101x1):** Measurement grid: dx=15mm, dy=15mm**Zoom Scan (5x5x7)/Cube 0:** Measurement grid: dx=8mm, dy=8mm, dz=5mm

Power Drift = -0.024 dB

Peak SAR (extrapolated) = 0.264 W/kg

SAR(1 g) = 0.220 W/kg; SAR(10 g) = 0.166 W/kg



DIGITAL EMC CO., LTD**DUT: LG-C195; Type: Bar**

Communication System: GSM 850; Frequency: 836.6 MHz; Duty Cycle: 1:8.3
Medium parameters used: $f = 836.667$ MHz; $\sigma = 0.874$ mho/m; $\epsilon_r = 42$; $\rho = 1000$ kg/m³
Phantom section: Right Section

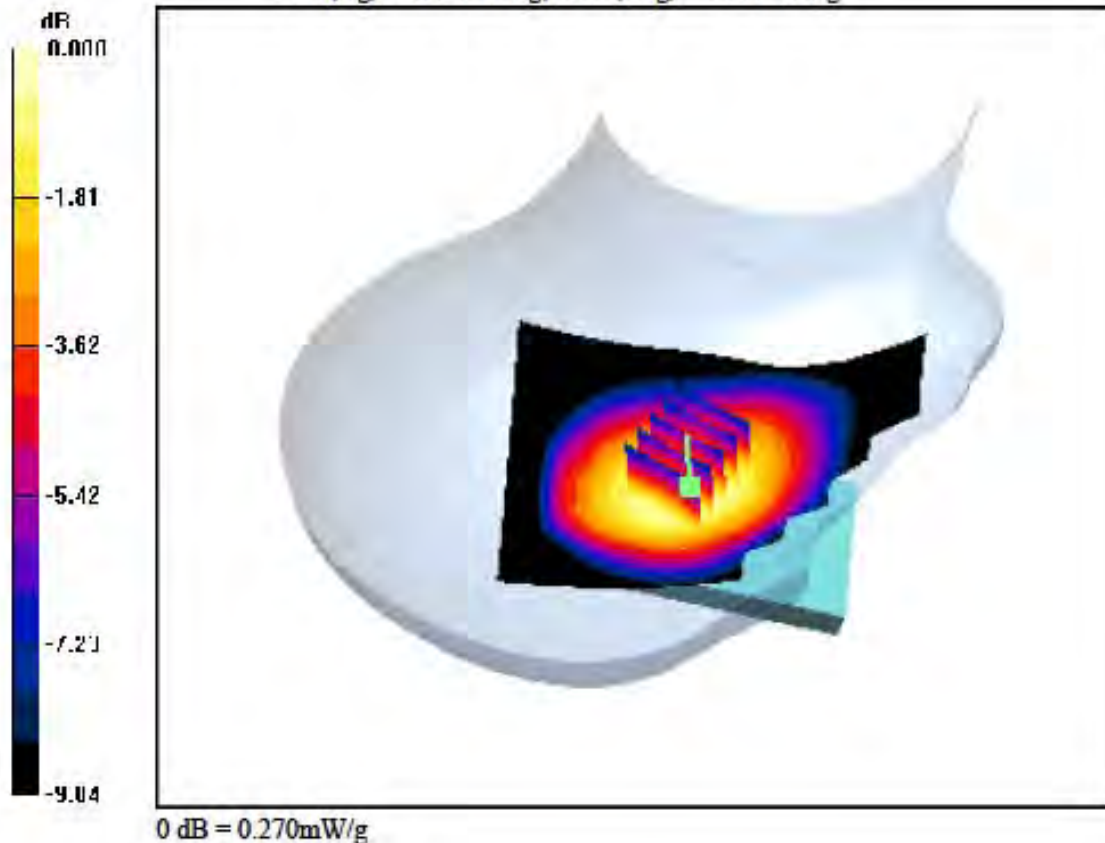
DASY4 Configuration:

Probe: ET3DV6 - SN1715; ConvF(6.26, 6.26, 6.26); Calibrated: 2011-09-22; Electronics: DAE4 Sn912
Phantom: SAM with 835MHz; Type: SAM; Serial: TP-1223
Measurement SW: DASY4, V4.7 Build 80; Postprocessing SW: SEMCAD, V1.8 Build 186

Test Date: 2012-01-14; Ambient Temp: 21.9; Tissue Temp: 22.1

Right Tilt, GSM850 Ch. 190, Ant Internal, Standard Battery

Area Scan (71x101x1): Measurement grid: dx=15mm, dy=15mm
Zoom Scan (5x5x7)/Cube 0: Measurement grid: dx=8mm, dy=8mm, dz=5mm
Power Drift = -0.020 dB
Peak SAR (extrapolated) = 0.305 W/kg
SAR(1 g) = 0.258 W/kg; SAR(10 g) = 0.193 W/kg



DIGITAL EMC CO., LTD**DUT: LG-C195; Type: Bar**

Communication System: PCS1900; Frequency: 1850.2 MHz; Duty Cycle: 1:8.3

Medium parameters used (interpolated): $f = 1850.2$ MHz; $\sigma = 1.38$ mho/m; $\epsilon_r = 38.8$; $\rho = 1000$ kg/m³

Phantom section: Left Section

DASY4 Configuration:

Probe: ET3DV6 - SN1715; ConvF(5.1, 5.1, 5.1); Calibrated: 2011-09-22; Electronics: DAE4 Sn912

Phantom: SAM 1800/1900 MHz; Type: SAM; Serial: TP-1224

Measurement SW: DASY4, V4.7 Build 80; Postprocessing SW: SEMCAD, V1.8 Build 186

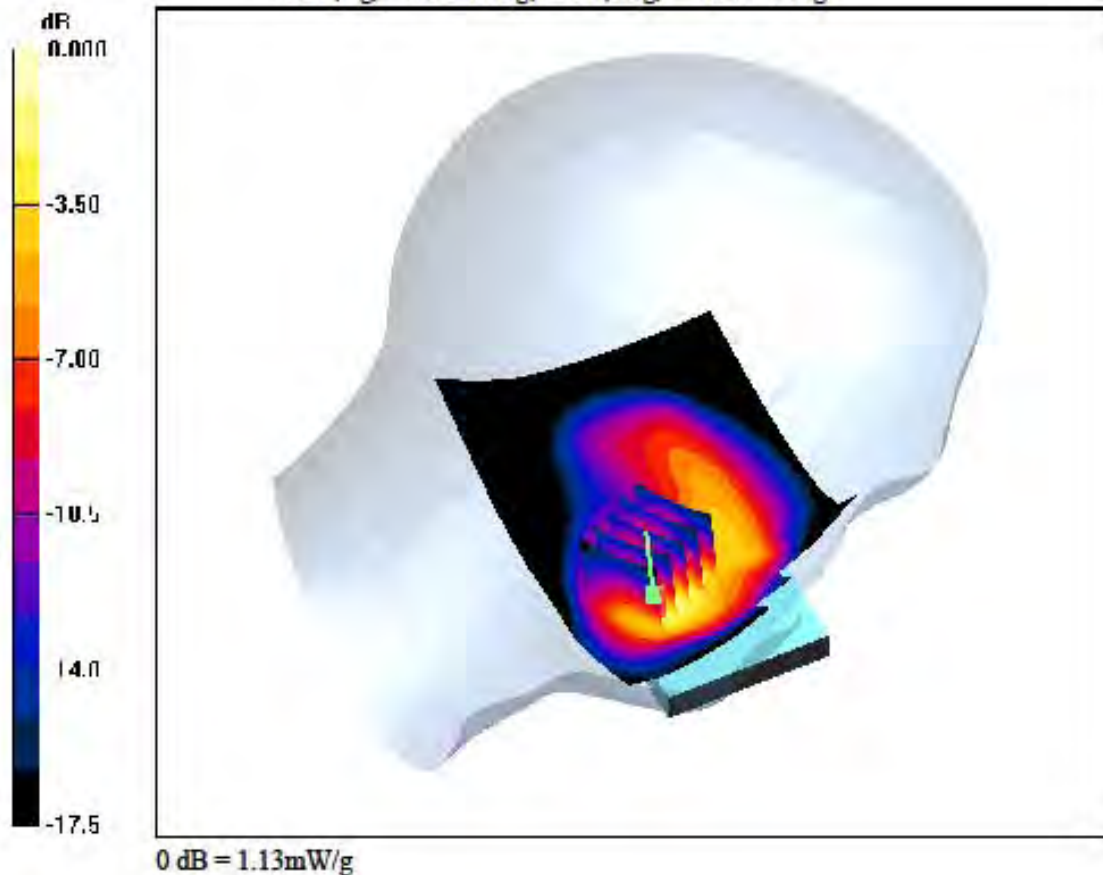
Test Date: 2012-01-15; Ambient Temp: 22.2; Tissue Temp: 22.5

Left Touch, PCS1900 Ch. 512, Ant Internal, Standard Battery**Area Scan (71x101x1):** Measurement grid: dx=15mm, dy=15mm**Zoom Scan (5x5x7)/Cube 0:** Measurement grid: dx=8mm, dy=8mm, dz=5mm

Power Drift = 0.011 dB

Peak SAR (extrapolated) = 1.71 W/kg

SAR(1 g) = 1.02 W/kg; SAR(10 g) = 0.547 W/kg



DIGITAL EMC CO., LTD**DUT: LG-C195; Type: Bar**

Communication System: PCS1900; Frequency: 1880 MHz; Duty Cycle: 1:8.3
Medium parameters used: $f = 1880 \text{ MHz}$; $\sigma = 1.41 \text{ mho/m}$; $\epsilon_r = 38.7$; $\rho = 1000 \text{ kg/m}^3$
Phantom section: Left Section

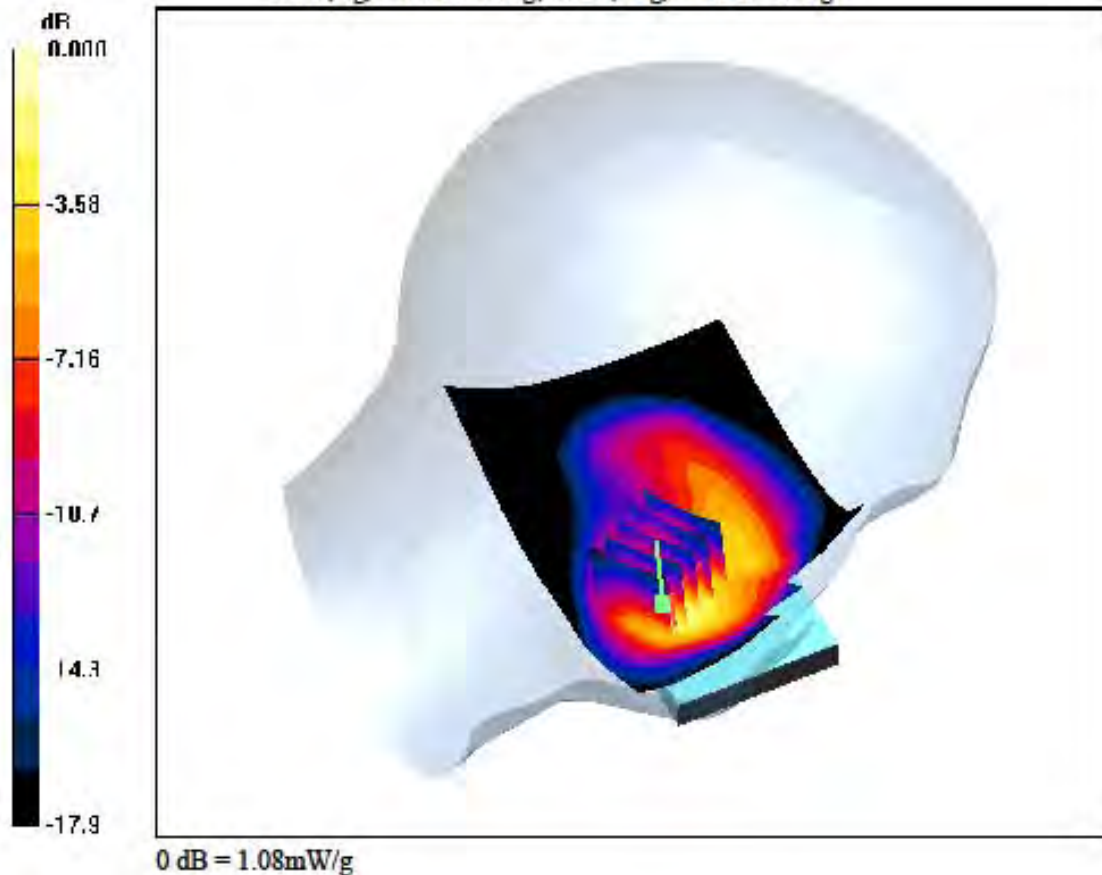
DASY4 Configuration:

Probe: ET3DV6 - SN1715; ConvF(5.1, 5.1, 5.1); Calibrated: 2011-09-22; Electronics: DAE4 Sn912
Phantom: SAM 1800/1900 MHz; Type: SAM; Serial: TP-1224
Measurement SW: DASY4, V4.7 Build 80; Postprocessing SW: SEMCAD, V1.8 Build 186

Test Date: 2012-01-15; Ambient Temp: 22.2; Tissue Temp: 22.5

Left Touch, PCS1900 Ch. 661, Ant Internal, Standard Battery

Area Scan (71x101x1): Measurement grid: $dx=15\text{mm}$, $dy=15\text{mm}$
Zoom Scan (5x5x7)/Cube 0: Measurement grid: $dx=8\text{mm}$, $dy=8\text{mm}$, $dz=5\text{mm}$
Power Drift = 0.109 dB
Peak SAR (extrapolated) = 1.66 W/kg
SAR(1 g) = 0.969 W/kg; SAR(10 g) = 0.516 W/kg



DIGITAL EMC CO., LTD**DUT: LG-C195; Type: Bar**

Communication System: PCS1900; Frequency: 1909.8 MHz; Duty Cycle: 1:8.3
 Medium parameters used: $f = 1910 \text{ MHz}$; $\sigma = 1.44 \text{ mho/m}$; $\epsilon_r = 38.6$; $\rho = 1000 \text{ kg/m}^3$
 Phantom section: Left Section

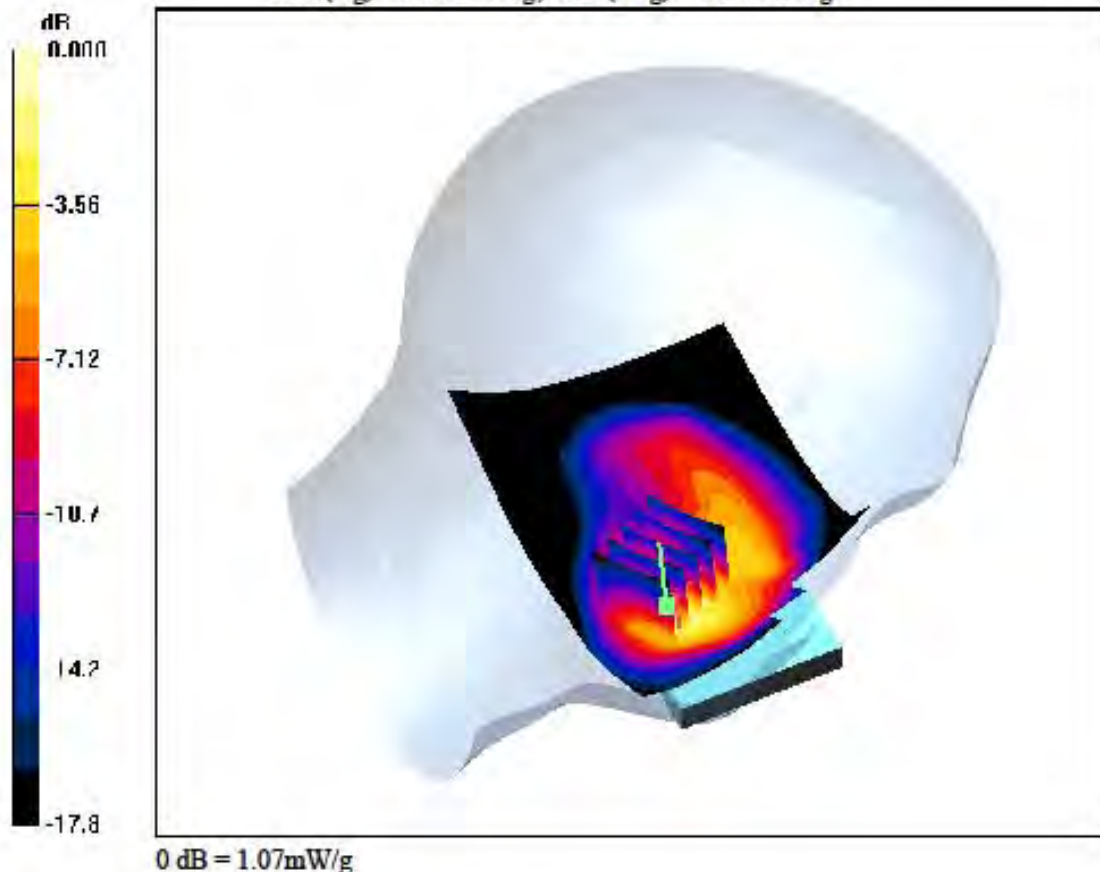
DASY4 Configuration:

Probe: ET3DV6 - SN1715; ConvF(5.1, 5.1, 5.1); Calibrated: 2011-09-22; Electronics: DAE4 Sn912
 Phantom: SAM 1800/1900 MHz; Type: SAM; Serial: TP-1224
 Measurement SW: DASY4, V4.7 Build 80; Postprocessing SW: SEMCAD, V1.8 Build 186

Test Date: 2012-01-15; Ambient Temp: 22.2; Tissue Temp: 22.5

Left Touch, PCS1900 Ch. 810, Ant Internal, Standard Battery

Area Scan (71x101x1): Measurement grid: $dx=15\text{mm}$, $dy=15\text{mm}$
Zoom Scan (5x5x7)/Cube 0: Measurement grid: $dx=8\text{mm}$, $dy=8\text{mm}$, $dz=5\text{mm}$
 Power Drift = -0.018 dB
 Peak SAR (extrapolated) = 1.69 W/kg
 SAR(1 g) = 0.956 W/kg; SAR(10 g) = 0.505 W/kg



DIGITAL EMC CO., LTD**DUT: LG-C195; Type: Bar**

Communication System: PCS1900; Frequency: 1880 MHz; Duty Cycle: 1:8.3
Medium parameters used: $f = 1880$ MHz; $\sigma = 1.41$ mho/m; $\epsilon_r = 38.7$; $\rho = 1000$ kg/m³
Phantom section: Right Section

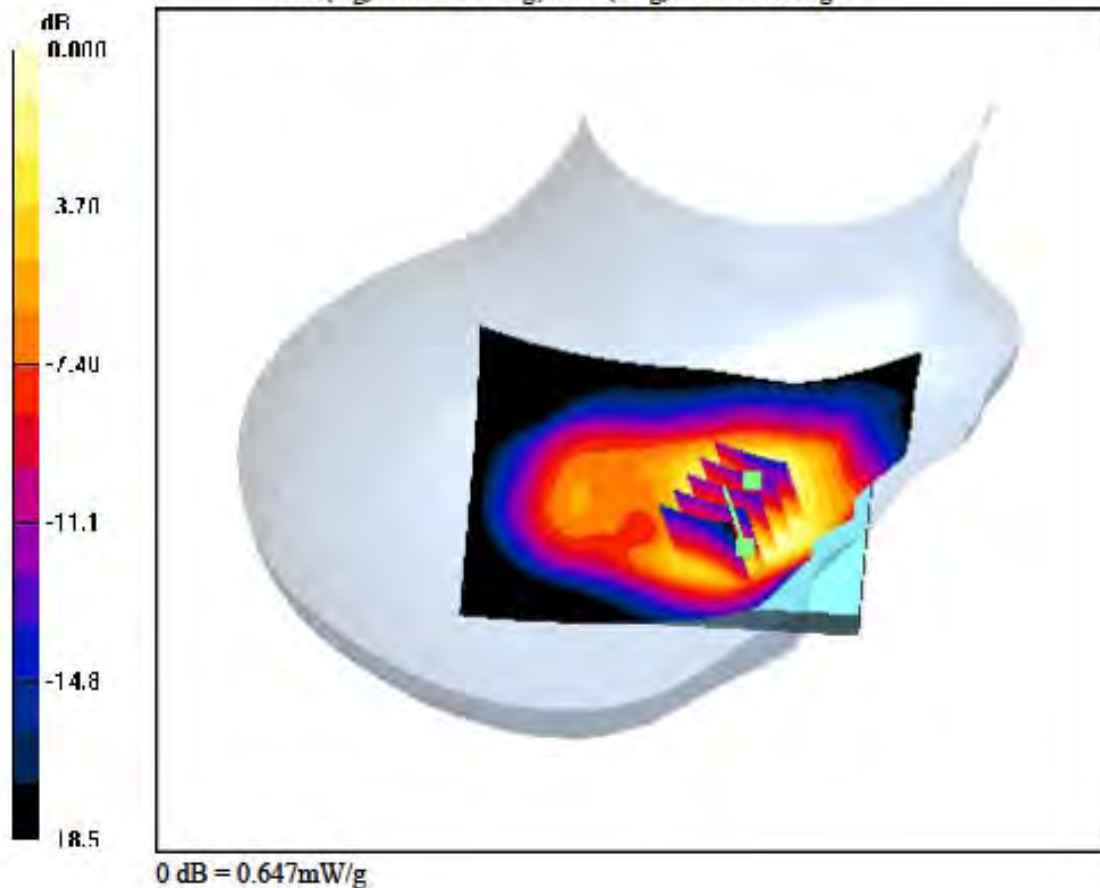
DASY4 Configuration:

Probe: ET3DV6 - SN1715; ConvF(5.1, 5.1, 5.1); Calibrated: 2011-09-22; Electronics: DAE4 Sn912
Phantom: SAM 1800/1900 MHz; Type: SAM; Serial: TP-1224
Measurement SW: DASY4, V4.7 Build 80; Postprocessing SW: SEMCAD, V1.8 Build 186

Test Date: 2012-01-15; Ambient Temp: 22.2; Tissue Temp: 22.5

Right Touch, PCS1900 Ch. 661, Ant Internal, Standard Battery

Area Scan (71x101x1): Measurement grid: dx=15mm, dy=15mm
Zoom Scan (5x5x7)/Cube 0: Measurement grid: dx=8mm, dy=8mm, dz=5mm
Power Drift = 0.075 dB
Peak SAR (extrapolated) = 0.951 W/kg
SAR(1 g) = 0.605 W/kg; SAR(10 g) = 0.372 W/kg



DIGITAL EMC CO., LTD**DUT: LG-C195; Type: Bar**

Communication System: PCS1900; Frequency: 1880 MHz; Duty Cycle: 1:8.3
 Medium parameters used: $f = 1880$ MHz; $\sigma = 1.41$ mho/m; $\epsilon_r = 38.7$; $\rho = 1000$ kg/m³
 Phantom section: Right Section

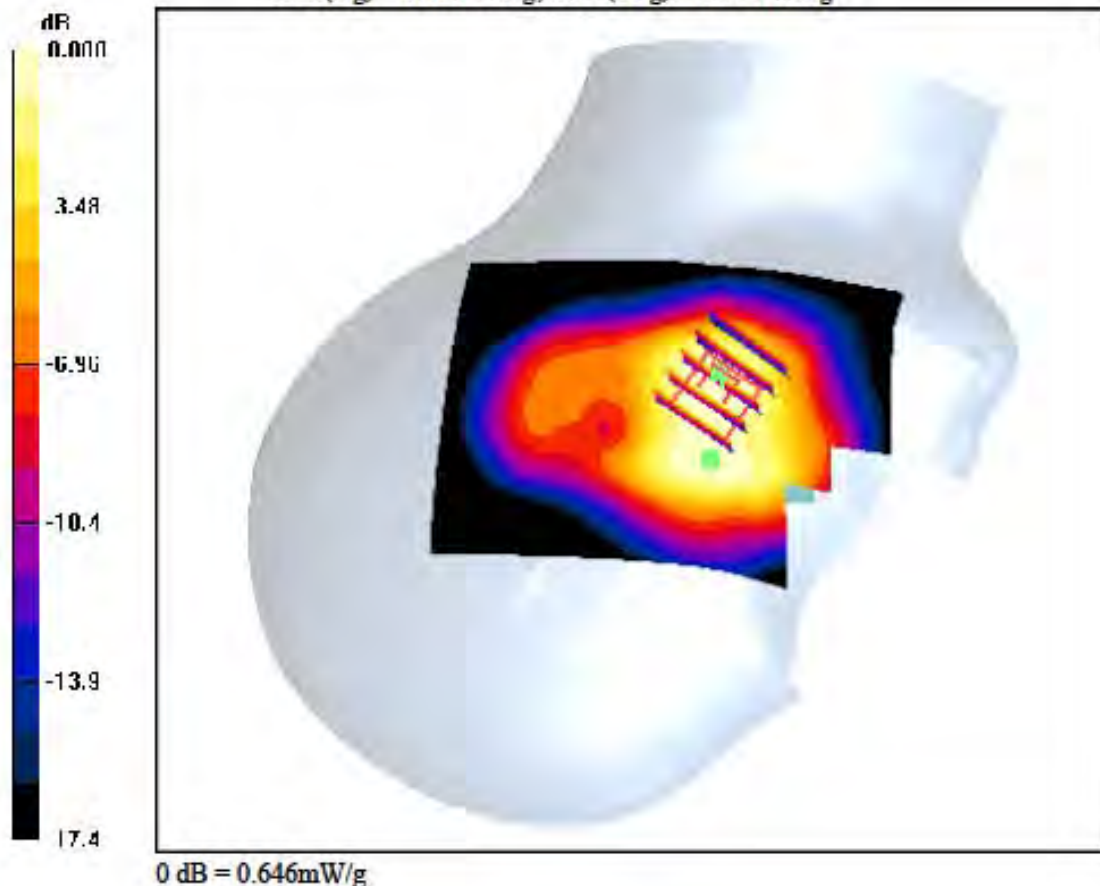
DASY4 Configuration:

Probe: ET3DV6 - SN1715; ConvF(5.1, 5.1, 5.1); Calibrated: 2011-09-22; Electronics: DAE4 Sn912
 Phantom: SAM 1800/1900 MHz; Type: SAM; Serial: TP-1224
 Measurement SW: DASY4, V4.7 Build 80; Postprocessing SW: SEMCAD, V1.8 Build 186

Test Date: 2012-01-15; Ambient Temp: 22.2; Tissue Temp: 22.5

Right Touch, PCS1900 Ch. 661, Ant Internal, Standard Battery

Area Scan (71x101x1): Measurement grid: dx=15mm, dy=15mm
Zoom Scan (5x5x7)/Cube 1: Measurement grid: dx=8mm, dy=8mm, dz=5mm
 Power Drift = 0.075 dB
 Peak SAR (extrapolated) = 0.901 W/kg
 SAR(1 g) = 0.618 W/kg; SAR(10 g) = 0.384 W/kg



DIGITAL EMC CO., LTD**DUT: LG-C195; Type: Bar**

Communication System: PCS1900; Frequency: 1880 MHz; Duty Cycle: 1:8.3
 Medium parameters used: $f = 1880 \text{ MHz}$; $\sigma = 1.41 \text{ mho/m}$; $\epsilon_r = 38.7$; $\rho = 1000 \text{ kg/m}^3$
 Phantom section: Left Section

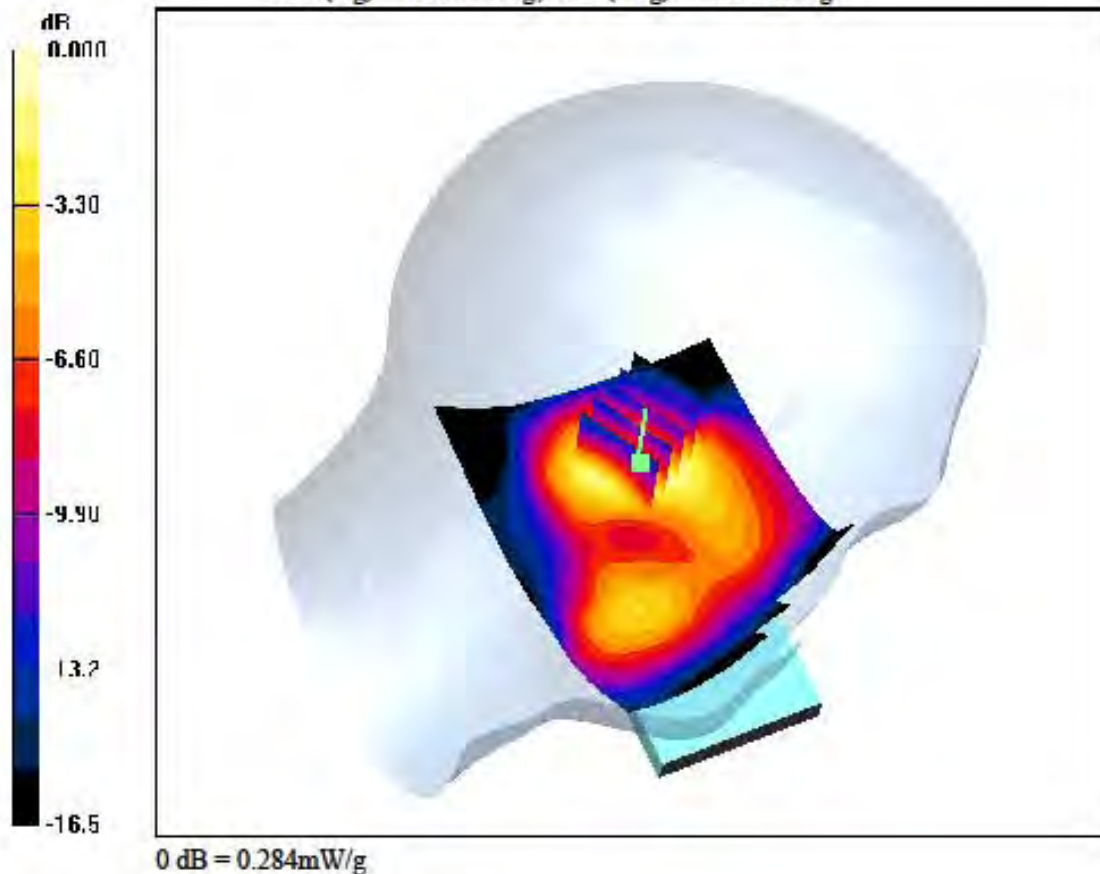
DASY4 Configuration:

Probe: ET3DV6 - SN1715; ConvF(5.1, 5.1, 5.1); Calibrated: 2011-09-22; Electronics: DAE4 Sn912
 Phantom: SAM 1800/1900 MHz; Type: SAM; Serial: TP-1224
 Measurement SW: DASY4, V4.7 Build 80; Postprocessing SW: SEMCAD, V1.8 Build 186

Test Date: 2012-01-15; Ambient Temp: 22.2; Tissue Temp: 22.5

Left Tilt, PCS1900 Ch. 661, Ant Internal, Standard Battery

Area Scan (71x101x1): Measurement grid: $dx=15\text{mm}$, $dy=15\text{mm}$
Zoom Scan (5x5x7)/Cube 0: Measurement grid: $dx=8\text{mm}$, $dy=8\text{mm}$, $dz=5\text{mm}$
 Power Drift = 0.058 dB
 Peak SAR (extrapolated) = 0.403 W/kg
 SAR(1 g) = 0.259 W/kg; SAR(10 g) = 0.151 W/kg



DIGITAL EMC CO., LTD**DUT: LG-C195; Type: Bar**

Communication System: PCS1900; Frequency: 1880 MHz; Duty Cycle: 1:8.3
Medium parameters used: $f = 1880$ MHz; $\sigma = 1.41$ mho/m; $\epsilon_r = 38.7$; $\rho = 1000$ kg/m³
Phantom section: Right Section

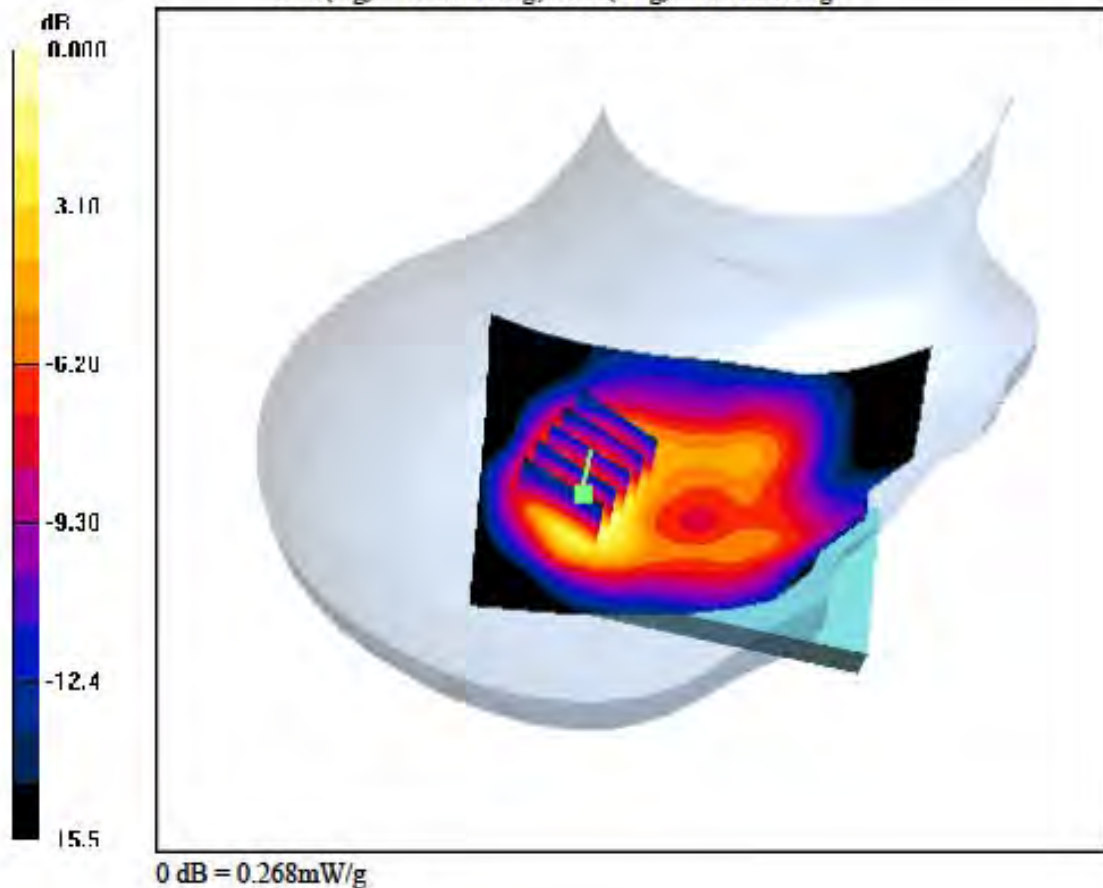
DASY4 Configuration:

Probe: ET3DV6 - SN1715; ConvF(5.1, 5.1, 5.1); Calibrated: 2011-09-22; Electronics: DAE4 Sn912
Phantom: SAM 1800/1900 MHz; Type: SAM; Serial: TP-1224
Measurement SW: DASY4, V4.7 Build 80; Postprocessing SW: SEMCAD, V1.8 Build 186

Test Date: 2012-01-15; Ambient Temp: 22.2; Tissue Temp: 22.5

Right Tilt, PCS1900 Ch. 661, Ant Internal, Standard Battery

Area Scan (71x101x1): Measurement grid: dx=15mm, dy=15mm
Zoom Scan (5x5x7)/Cube 0: Measurement grid: dx=8mm, dy=8mm, dz=5mm
Power Drift = -0.002 dB
Peak SAR (extrapolated) = 0.382 W/kg
SAR(1 g) = 0.243 W/kg; SAR(10 g) = 0.142 W/kg



DIGITAL EMC CO., LTD**DUT: LG-C195; Type: Bar**

Communication System: W-LAN; Frequency: 2412 MHz; Duty Cycle: 1:1
 Medium parameters used: $f = 2412 \text{ MHz}$; $\sigma = 1.77 \text{ mho/m}$; $\epsilon_r = 38.6$; $\rho = 1000 \text{ kg/m}^3$
 Phantom section: Left Section

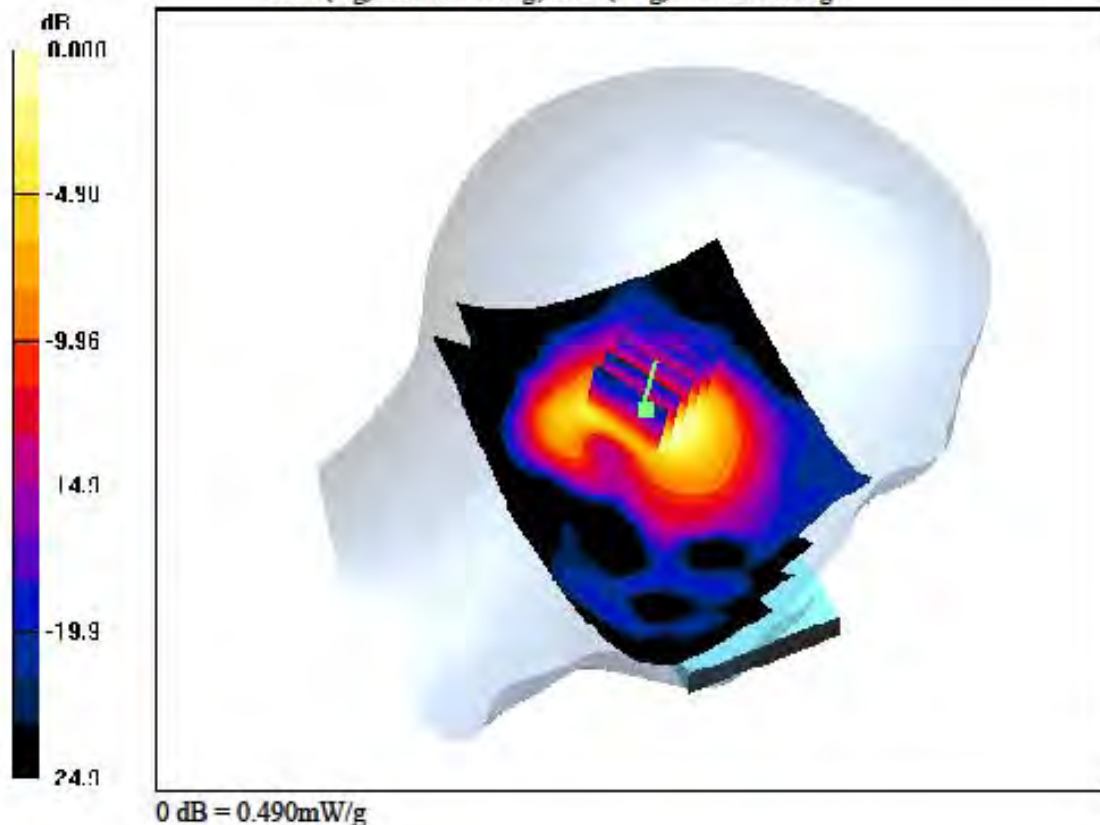
DASY4 Configuration:

Probe: ET3DV6 - SN1715; ConvF(4.43, 4.43, 4.43); Calibrated: 2011-09-22; Electronics: DAE4 Sn912
 Phantom: SAM 1800/1900 MHz; Type: SAM; Serial: TP-1224
 Measurement SW: DASY4, V4.7 Build 80; Postprocessing SW: SEMCAD, V1.8 Build 186

Test Date: 2012-02-04; Ambient Temp: 22.0; Tissue Temp: 22.3

Left Touch, W-LAN(802.11b) Ch. 1, Ant Internal, Standard Battery

Area Scan (81x121x1): Measurement grid: $dx=15\text{mm}$, $dy=15\text{mm}$
Zoom Scan (5x5x7)/Cube 0: Measurement grid: $dx=8\text{mm}$, $dy=8\text{mm}$, $dz=5\text{mm}$
 Power Drift = 0.030 dB
 Peak SAR (extrapolated) = 1.09 W/kg
 SAR(1 g) = 0.467 W/kg; SAR(10 g) = 0.218 W/kg



DIGITAL EMC CO., LTD**DUT: LG-C195; Type: Bar**

Communication System: W-LAN; Frequency: 2412 MHz; Duty Cycle: 1:1
Medium parameters used: $f = 2412$ MHz; $\sigma = 1.77$ mho/m; $\epsilon_r = 38.6$; $\rho = 1000$ kg/m³
Phantom section: Right Section

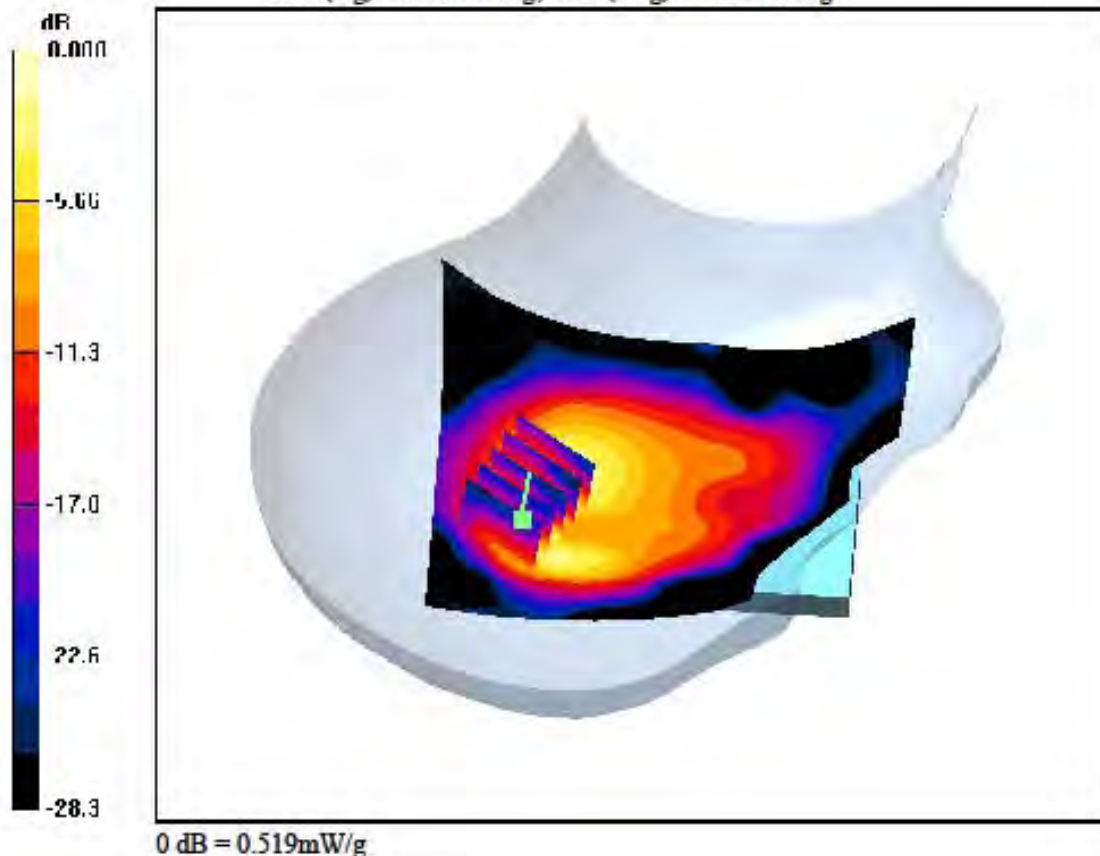
DASY4 Configuration:

Probe: ET3DV6 - SN1715; ConvF(4.43, 4.43, 4.43); Calibrated: 2011-09-22; Electronics: DAE4 Sn912
Phantom: SAM 1800/1900 MHz; Type: SAM; Serial: TP-1224
Measurement SW: DASY4, V4.7 Build 80; Postprocessing SW: SEMCAD, V1.8 Build 186

Test Date: 2012-02-04; Ambient Temp: 22.0; Tissue Temp: 22.3

Right Touch, W-LAN(802.11b) Ch. 1, Ant Internal, Standard Battery

Area Scan (81x111x1): Measurement grid: dx=15mm, dy=15mm
Zoom Scan (5x5x7)/Cube 0: Measurement grid: dx=8mm, dy=8mm, dz=5mm
Power Drift = -0.080 dB
Peak SAR (extrapolated) = 1.30 W/kg
SAR(1 g) = 0.453 W/kg; SAR(10 g) = 0.184 W/kg



DIGITAL EMC CO., LTD**DUT: LG-C195; Type: Bar**

Communication System: W-LAN; Frequency: 2412 MHz; Duty Cycle: 1:1

Medium parameters used: $f = 2412$ MHz; $\sigma = 1.77$ mho/m; $\epsilon_r = 38.6$; $\rho = 1000$ kg/m³

Phantom section: Left Section

DASY4 Configuration:

Probe: ET3DV6 - SN1715; ConvF(4.43, 4.43, 4.43); Calibrated: 2011-09-22; Electronics: DAE4 Sn912

Phantom: SAM 1800/1900 MHz; Type: SAM; Serial: TP-1224

Measurement SW: DASY4, V4.7 Build 80; Postprocessing SW: SEMCAD, V1.8 Build 186


Test Date: 2012-02-04; Ambient Temp: 22.0; Tissue Temp: 22.3

Left Tilt, W-LAN(802.11b) Ch. 1, Ant Internal, Standard Battery**Area Scan (81x121x1):** Measurement grid: dx=15mm, dy=15mm**Zoom Scan (5x5x7)/Cube 0:** Measurement grid: dx=8mm, dy=8mm, dz=5mm

Power Drift = -0.101 dB

Peak SAR (extrapolated) = 1.16 W/kg

SAR(1 g) = 0.481 W/kg; SAR(10 g) = 0.234 W/kg



DIGITAL EMC CO., LTD**DUT: LG-C195; Type: Bar**

Communication System: W-LAN; Frequency: 2412 MHz; Duty Cycle: 1:1
 Medium parameters used: $f = 2412$ MHz; $\sigma = 1.77$ mho/m; $\epsilon_r = 38.6$; $\rho = 1000$ kg/m³
 Phantom section: Right Section

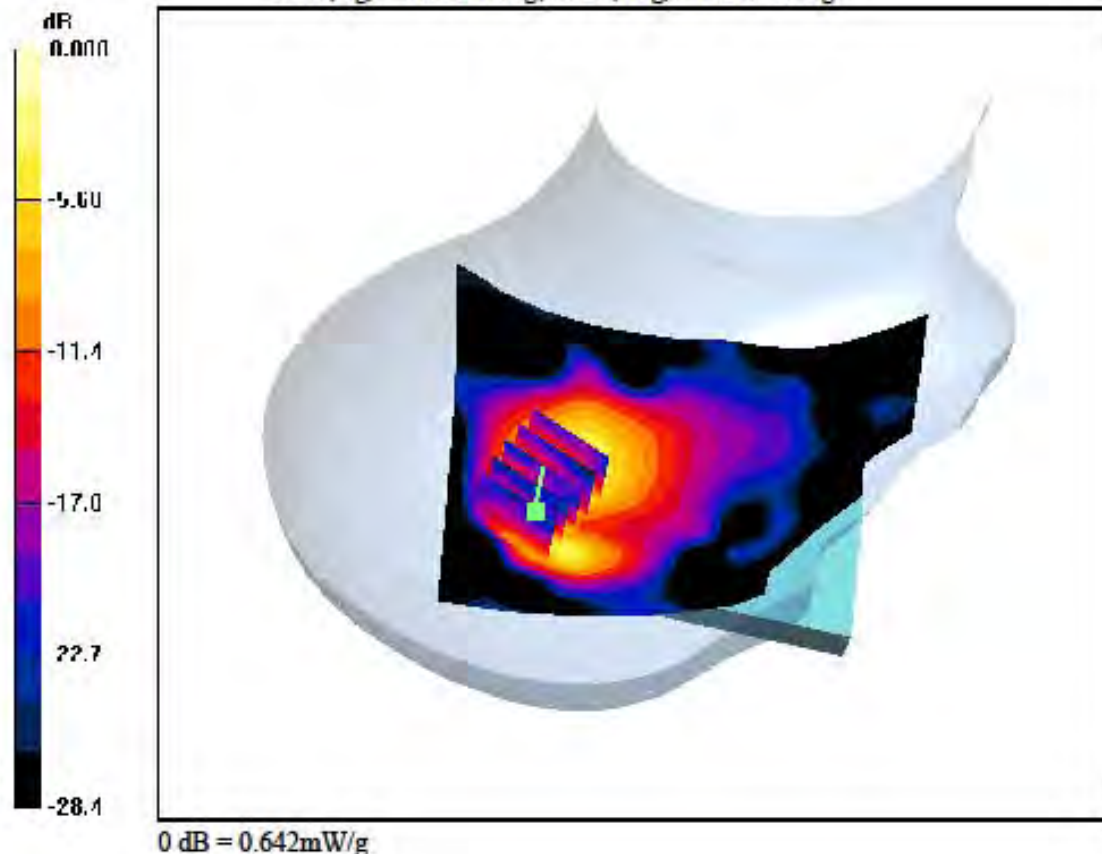
DASY4 Configuration:

Probe: ET3DV6 - SN1715; ConvF(4.43, 4.43, 4.43); Calibrated: 2011-09-22; Electronics: DAE4 Sn912
 Phantom: SAM 1800/1900 MHz; Type: SAM; Serial: TP-1224
 Measurement SW: DASY4, V4.7 Build 80; Postprocessing SW: SEMCAD, V1.8 Build 186

Test Date: 2012-02-04; Ambient Temp: 22.0; Tissue Temp: 22.3

Right Tilt, W-LAN(802.11b) Ch. 1, Ant Internal, Standard Battery

Area Scan (81x111x1): Measurement grid: dx=15mm, dy=15mm
Zoom Scan (5x5x7)/Cube 0: Measurement grid: dx=8mm, dy=8mm, dz=5mm
 Power Drift = -0.019 dB
 Peak SAR (extrapolated) = 1.62 W/kg
 SAR(1 g) = 0.530 W/kg; SAR(10 g) = 0.209 W/kg



DIGITAL EMC CO., LTD**DUT: LG-C195; Type: Bar**

Communication System: W-LAN; Frequency: 2437 MHz; Duty Cycle: 1:1
Medium parameters used: $f = 2437$ MHz; $\sigma = 1.81$ mho/m; $\epsilon_r = 38.8$; $\rho = 1000$ kg/m³
Phantom section: Right Section

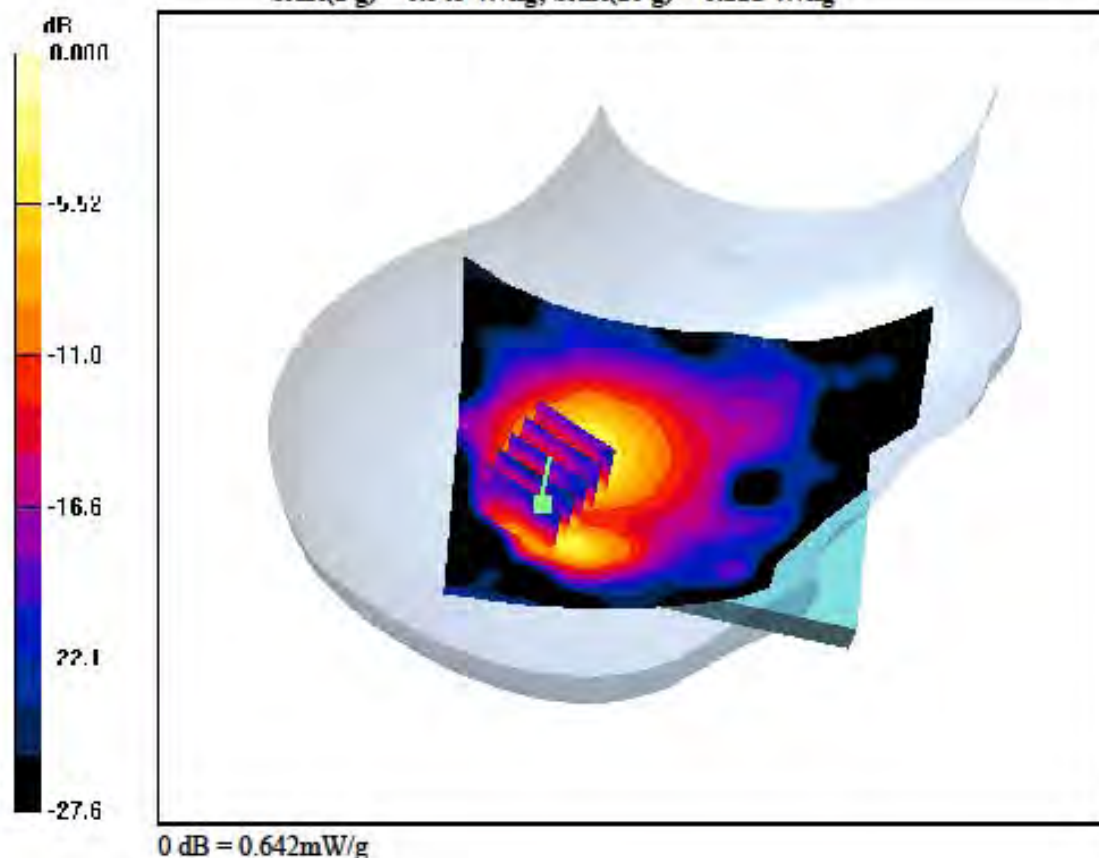
DASY4 Configuration:

Probe: ET3DV6 - SN1715; ConvF(4.43, 4.43, 4.43); Calibrated: 2011-09-22; Electronics: DAE4 Sn912
Phantom: SAM 1800/1900 MHz; Type: SAM; Serial: TP-1224
Measurement SW: DASY4, V4.7 Build 80; Postprocessing SW: SEMCAD, V1.8 Build 186

Test Date: 2012-02-04; Ambient Temp: 22.0; Tissue Temp: 22.3

Right Tilt, W-LAN(802.11b) Ch. 6, Ant Internal, Standard Battery

Area Scan (81x111x1): Measurement grid: dx=15mm, dy=15mm
Zoom Scan (5x5x7)/Cube 0: Measurement grid: dx=8mm, dy=8mm, dz=5mm
Power Drift = -0.012 dB
Peak SAR (extrapolated) = 1.54 W/kg
SAR(1 g) = 0.543 W/kg; SAR(10 g) = 0.221 W/kg



DIGITAL EMC CO., LTD**DUT: LG-C195; Type: Bar**

Communication System: W-LAN; Frequency: 2462 MHz; Duty Cycle: 1:1
 Medium parameters used: $f = 2462$ MHz; $\sigma = 1.86$ mho/m; $\epsilon_r = 38.9$; $\rho = 1000$ kg/m³
 Phantom section: Right Section

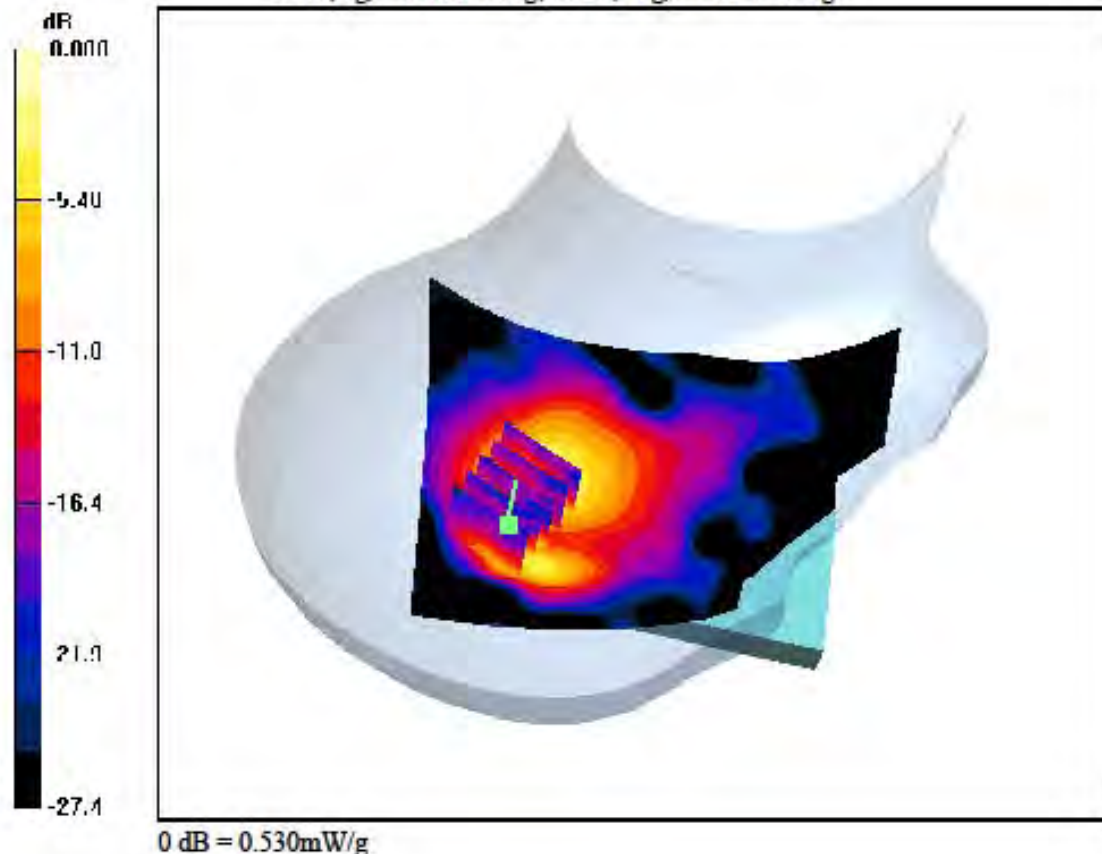
DASY4 Configuration:

Probe: ET3DV6 - SN1715; ConvF(4.43, 4.43, 4.43); Calibrated: 2011-09-22; Electronics: DAE4 Sn912
 Phantom: SAM 1800/1900 MHz; Type: SAM; Serial: TP-1224
 Measurement SW: DASY4, V4.7 Build 80; Postprocessing SW: SEMCAD, V1.8 Build 186

Test Date: 2012-02-04; Ambient Temp: 22.0; Tissue Temp: 22.3

Right Tilt, W-LAN(802.11b) Ch. 11, Ant Internal, Standard Battery

Area Scan (81x111x1): Measurement grid: dx=15mm, dy=15mm
Zoom Scan (5x5x7)/Cube 0: Measurement grid: dx=8mm, dy=8mm, dz=5mm
 Power Drift = -0.051 dB
 Peak SAR (extrapolated) = 1.36 W/kg
 SAR(1 g) = 0.456 W/kg; SAR(10 g) = 0.186 W/kg



DIGITAL EMC CO., LTD**DUT: LG-C195; Type: Bar**

Communication System: GSM 850; Frequency: 836.6 MHz; Duty Cycle: 1:2.77

Medium parameters used: $f = 836.667$ MHz; $\sigma = 0.955$ mho/m; $\epsilon_r = 53.6$; $\rho = 1000$ kg/m³

Phantom section: Flat Section

DASY4 Configuration:

Probe: ET3DV6 - SN1715; ConvF(6.18, 6.18, 6.18); Calibrated: 2011-09-22; Electronics: DAE4 Sn912

Phantom: SAM with 835MHz; Type: SAM; Serial: TP-1223

Measurement SW: DASY4, V4.7 Build 80; Postprocessing SW: SEMCAD, V1.8 Build 186

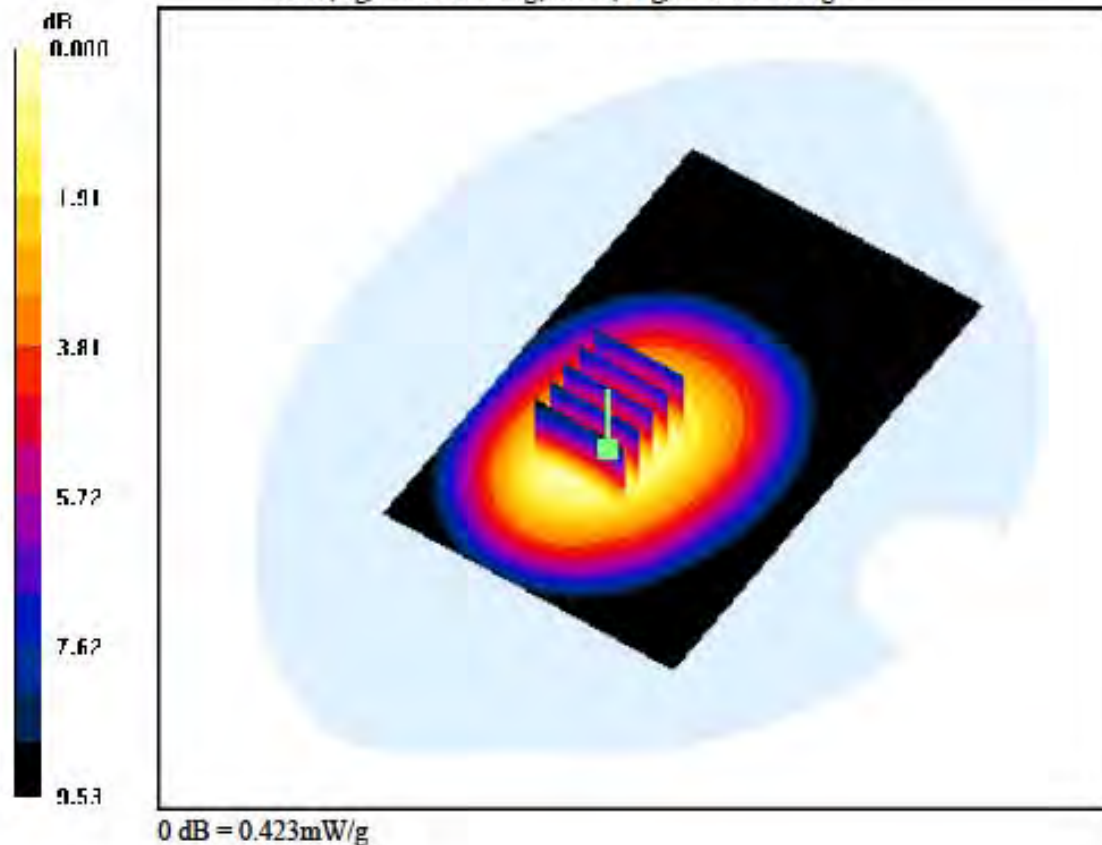
Test Date: 2012-01-14; Ambient Temp: 21.9; Tissue Temp: 22.1

1.5 cm space from Body, Front, GSM850 GPRS Class II Ch. 190, Ant. Internal**Area Scan (71x111x1):** Measurement grid: dx=15mm, dy=15mm**Zoom Scan (5x5x7)/Cube 0:** Measurement grid: dx=8mm, dy=8mm, dz=5mm

Power Drift = 0.001 dB

Peak SAR (extrapolated) = 0.506 W/kg

SAR(1 g) = 0.399 W/kg; SAR(10 g) = 0.290 W/kg



DIGITAL EMC CO., LTD**DUT: LG-C195; Type: Bar**

Communication System: GSM 850; Frequency: 836.6 MHz; Duty Cycle: 1:8.3

Medium parameters used: $f = 836.667$ MHz; $\sigma = 0.955$ mho/m; $\epsilon_r = 53.6$; $\rho = 1000$ kg/m³

Phantom section: Flat Section

DASY4 Configuration:

Probe: ET3DV6 - SN1715; ConvF(6.18, 6.18, 6.18); Calibrated: 2011-09-22; Electronics: DAE4 Sn912

Phantom: SAM with 835MHz; Type: SAM; Serial: TP-1223

Measurement SW: DASY4, V4.7 Build 80; Postprocessing SW: SEMCAD, V1.8 Build 186

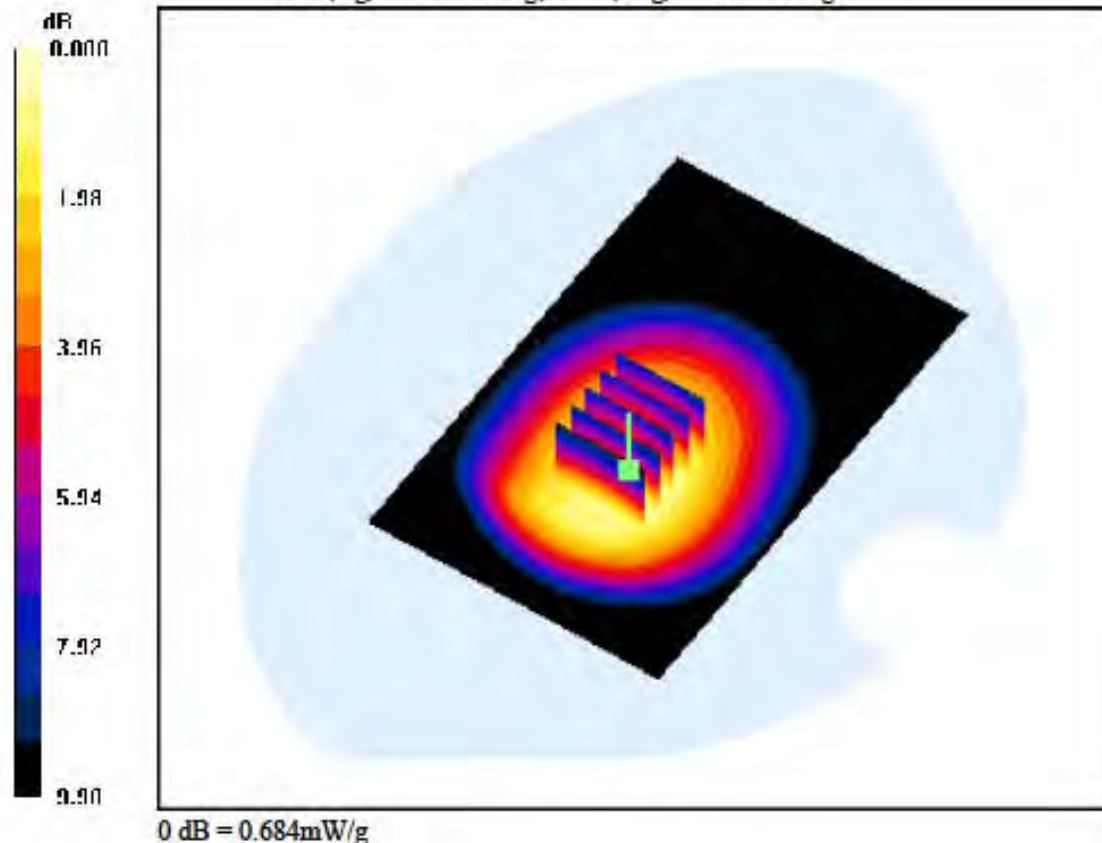
Test Date: 2012-01-14; Ambient Temp: 21.9; Tissue Temp: 22.1

1.5 cm space from Body, Rear, GSM850 Ch. 190, Ant. Internal**Area Scan (71x111x1):** Measurement grid: dx=15mm, dy=15mm**Zoom Scan (5x5x7)/Cube 0:** Measurement grid: dx=8mm, dy=8mm, dz=5mm

Power Drift = 0.000 dB

Peak SAR (extrapolated) = 0.818 W/kg

SAR(1 g) = 0.640 W/kg; SAR(10 g) = 0.459 W/kg



DIGITAL EMC CO., LTD**DUT: LG-C195; Type: Bar**

Communication System: GSM 850; Frequency: 836.6 MHz; Duty Cycle: 1:8.3

Medium parameters used: $f = 836.667$ MHz; $\sigma = 0.955$ mho/m; $\epsilon_r = 53.6$; $\rho = 1000$ kg/m³

Phantom section: Flat Section

DASY4 Configuration:

Probe: ET3DV6 - SN1715; ConvF(6.18, 6.18, 6.18); Calibrated: 2011-09-22; Electronics: DAE4 Sn912

Phantom: SAM with 835MHz; Type: SAM; Serial: TP-1223

Measurement SW: DASY4, V4.7 Build 80; Postprocessing SW: SEMCAD, V1.8 Build 186

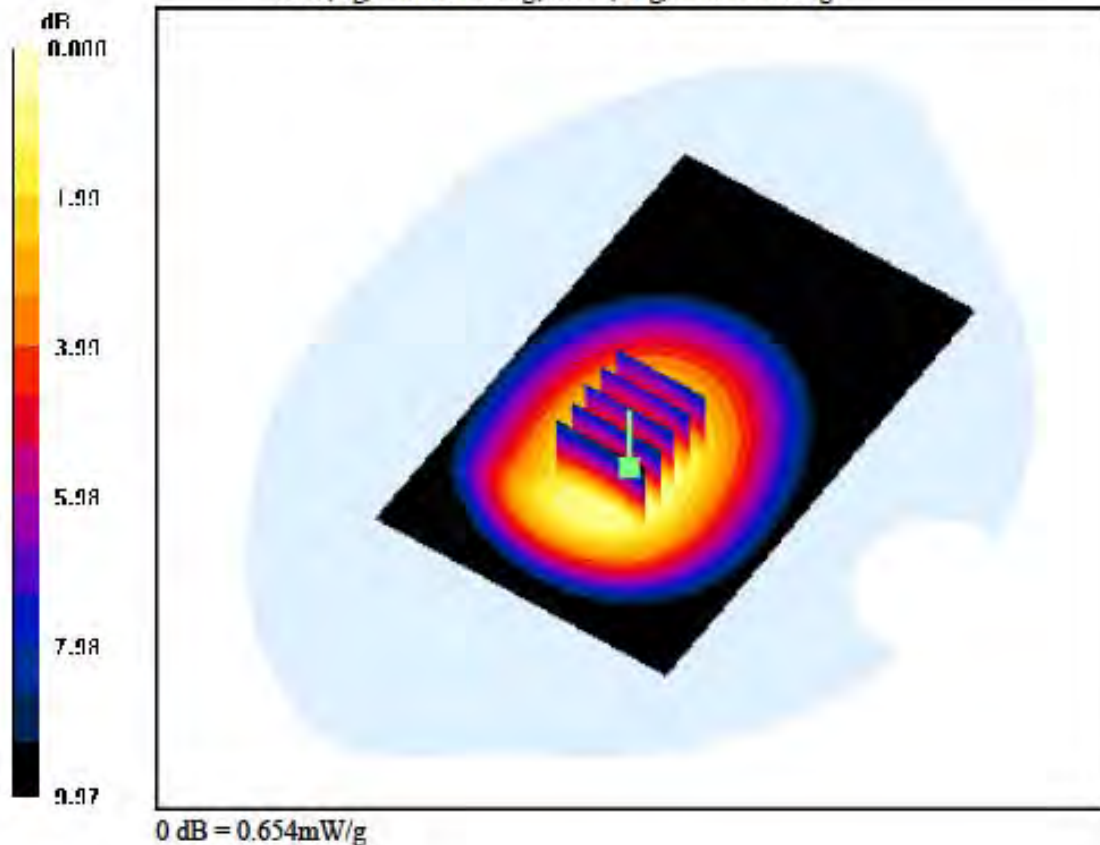
Test Date: 2012-01-14; Ambient Temp: 21.9; Tissue Temp: 22.1

1.5 cm space from Body, Rear, GSM850 GPRS Class 8 Ch. 190, Ant. Internal**Area Scan (71x111x1):** Measurement grid: dx=15mm, dy=15mm**Zoom Scan (5x5x7)/Cube 0:** Measurement grid: dx=8mm, dy=8mm, dz=5mm

Power Drift = 0.006 dB

Peak SAR (extrapolated) = 0.780 W/kg

SAR(1 g) = 0.613 W/kg; SAR(10 g) = 0.442 W/kg



DIGITAL EMC CO., LTD**DUT: LG-C195; Type: Bar**

Communication System: GSM 850; Frequency: 836.6 MHz; Duty Cycle: 1:4.15
 Medium parameters used: $f = 836.667$ MHz; $\sigma = 0.955$ mho/m; $\epsilon_r = 53.6$; $\rho = 1000$ kg/m³
 Phantom section: Flat Section

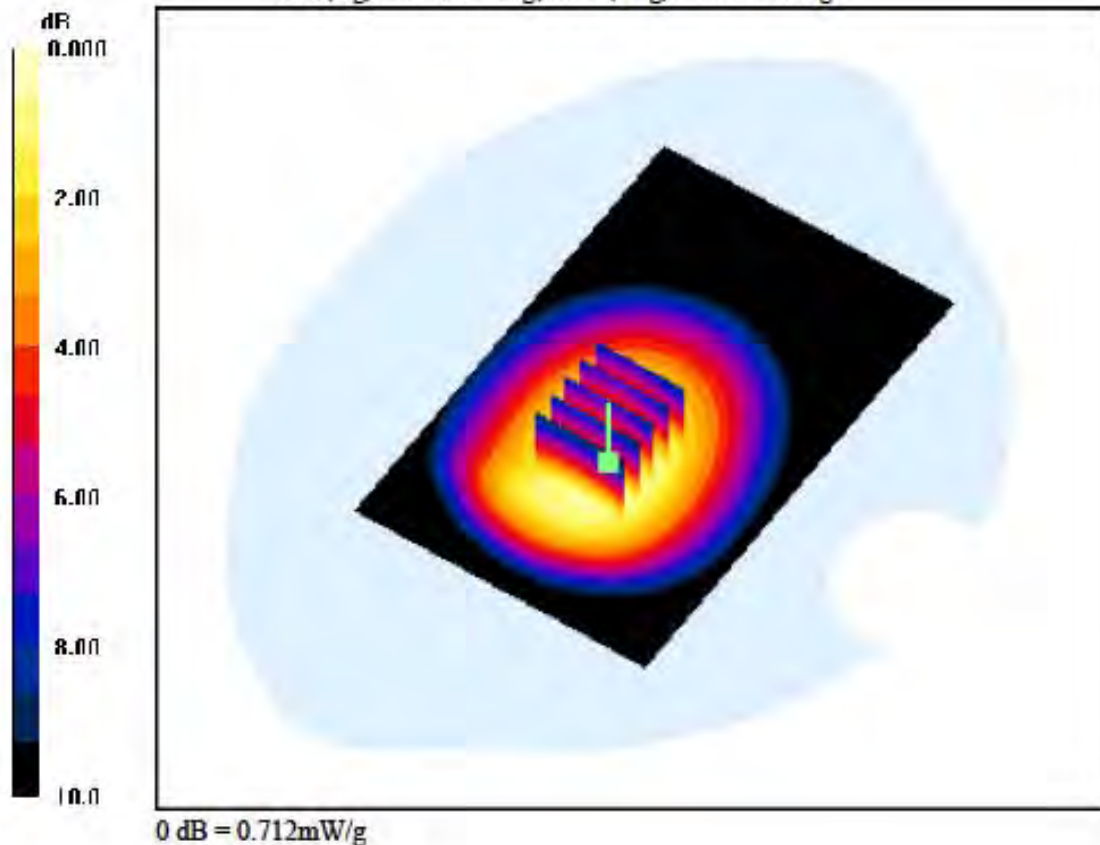
DASY4 Configuration:

Probe: ET3DV6 - SN1715; ConvF(6.18, 6.18, 6.18); Calibrated: 2011-09-22; Electronics: DAE4 Sn912
 Phantom: SAM with 835MHz; Type: SAM; Serial: TP-1223
 Measurement SW: DASY4, V4.7 Build 80; Postprocessing SW: SEMCAD, V1.8 Build 186

Test Date: 2012-01-14; Ambient Temp: 21.9; Tissue Temp: 22.1

1.5 cm space from Body, Rear, GSM850 GPRS Class 10 Ch. 190, Ant. Internal

Area Scan (71x111x1): Measurement grid: dx=15mm, dy=15mm
Zoom Scan (5x5x7)/Cube 0: Measurement grid: dx=8mm, dy=8mm, dz=5mm
 Power Drift = 0.052 dB
 Peak SAR (extrapolated) = 0.848 W/kg
 SAR(1 g) = 0.672 W/kg; SAR(10 g) = 0.486 W/kg



DIGITAL EMC CO., LTD**DUT: LG-C195; Type: Bar**

Communication System: GSM 850; Frequency: 824.2 MHz; Duty Cycle: 1:2.77

Medium parameters used: $f = 824.333$ MHz; $\sigma = 0.944$ mho/m; $\epsilon_r = 53.7$; $\rho = 1000$ kg/m³

Phantom section: Flat Section

DASY4 Configuration:

Probe: ET3DV6 - SN1715; ConvF(6.18, 6.18, 6.18); Calibrated: 2011-09-22; Electronics: DAE4 Sn912

Phantom: SAM with 835MHz; Type: SAM; Serial: TP-1223

Measurement SW: DASY4, V4.7 Build 80; Postprocessing SW: SEMCAD, V1.8 Build 186

Test Date: 2012-01-14; Ambient Temp: 21.9; Tissue Temp: 22.1

1.5 cm space from Body, Rear, GSM850 GPRS Class II Ch. 128, Ant. Internal

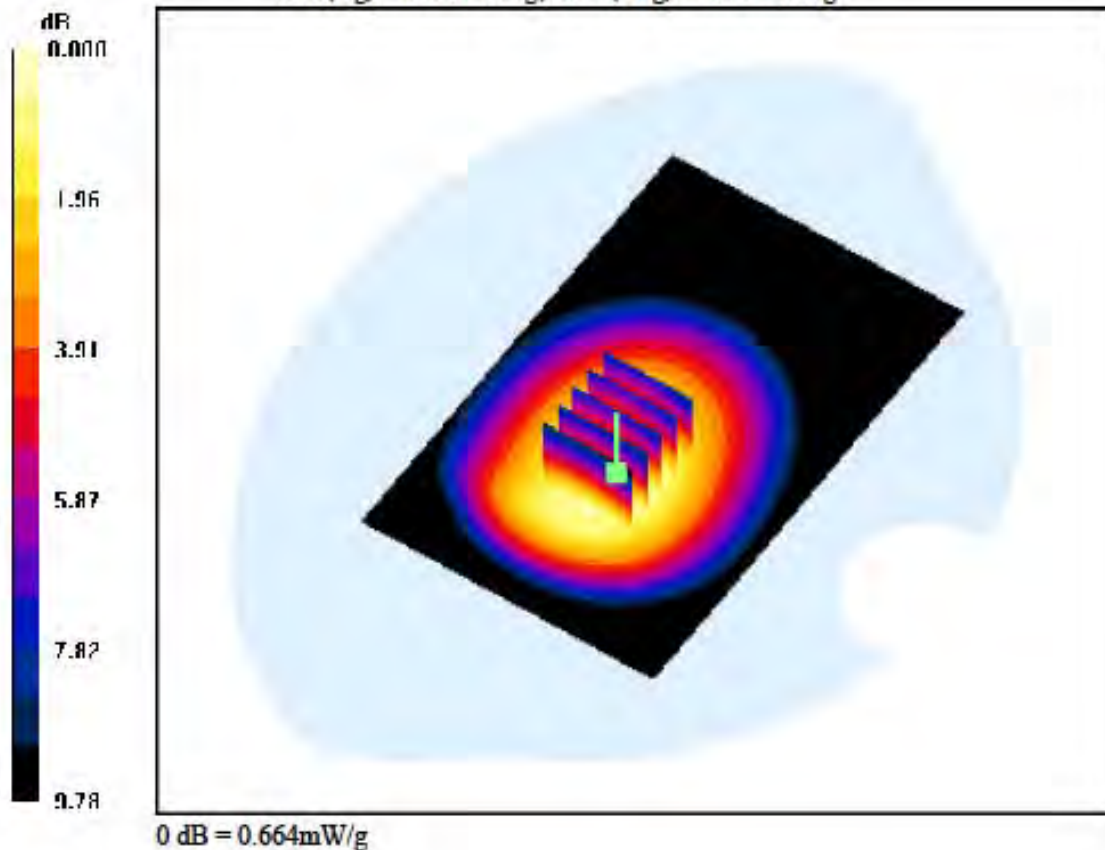
Area Scan (71x111x1): Measurement grid: dx=15mm, dy=15mm

Zoom Scan (5x5x7)/Cube 0: Measurement grid: dx=8mm, dy=8mm, dz=5mm

Power Drift = -0.024 dB

Peak SAR (extrapolated) = 0.789 W/kg

SAR(1 g) = 0.623 W/kg; SAR(10 g) = 0.451 W/kg



DIGITAL EMC CO., LTD**DUT: LG-C195; Type: Bar**

Communication System: GSM 850; Frequency: 836.6 MHz; Duty Cycle: 1:2.77

Medium parameters used: $f = 836.667$ MHz; $\sigma = 0.955$ mho/m; $\epsilon_r = 53.6$; $\rho = 1000$ kg/m³

Phantom section: Flat Section

DASY4 Configuration:

Probe: ET3DV6 - SN1715; ConvF(6.18, 6.18, 6.18); Calibrated: 2011-09-22; Electronics: DAE4 Sn912

Phantom: SAM with 835MHz; Type: SAM; Serial: TP-1223

Measurement SW: DASY4, V4.7 Build 80; Postprocessing SW: SEMCAD, V1.8 Build 186

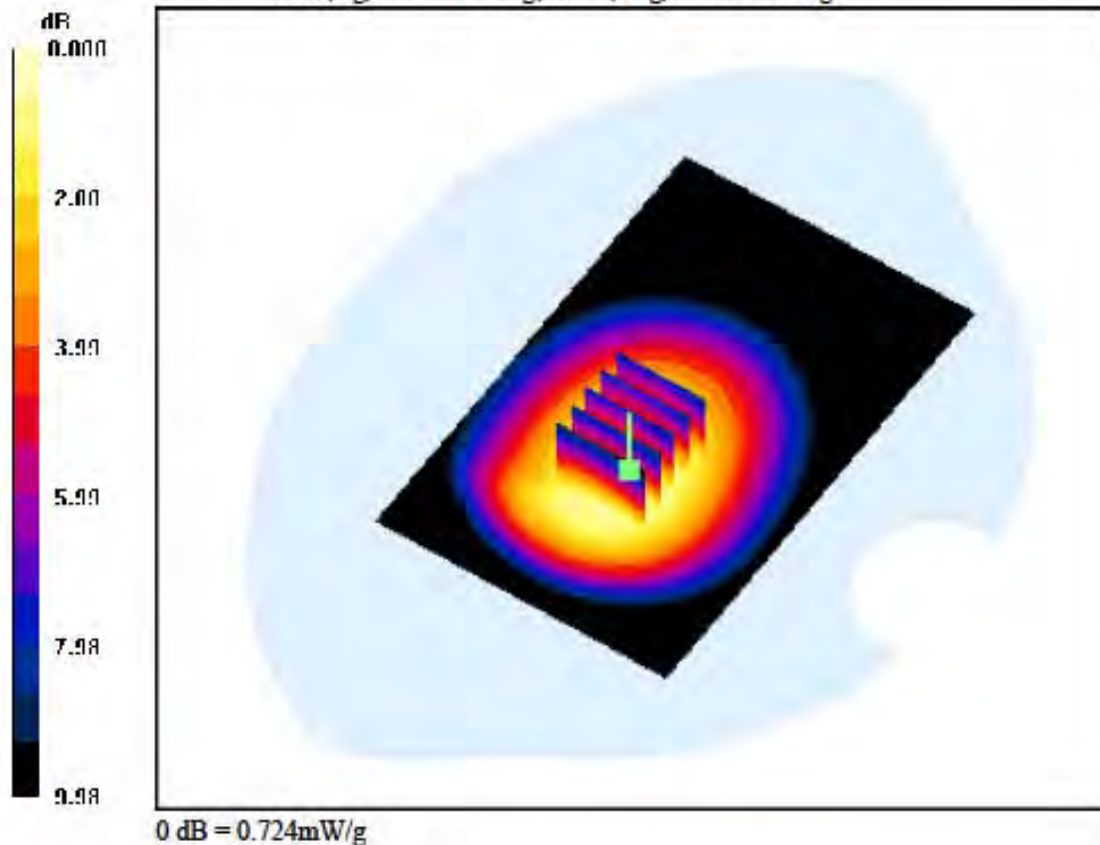
Test Date: 2012-01-14; Ambient Temp: 21.9; Tissue Temp: 22.1

1.5 cm space from Body, Rear, GSM850 GPRS Class 11 Ch. 190, Ant. Internal**Area Scan (71x111x1):** Measurement grid: dx=15mm, dy=15mm**Zoom Scan (5x5x7)/Cube 0:** Measurement grid: dx=8mm, dy=8mm, dz=5mm

Power Drift = 0.011 dB

Peak SAR (extrapolated) = 0.866 W/kg

SAR(1 g) = 0.680 W/kg; SAR(10 g) = 0.491 W/kg



DIGITAL EMC CO., LTD**DUT: LG-C195; Type: Bar**

Communication System: GSM 850; Frequency: 848.8 MHz; Duty Cycle: 1:2.77

Medium parameters used (interpolated): $f = 848.8 \text{ MHz}$; $\sigma = 0.966 \text{ mho/m}$; $\epsilon_r = 53.4$; $\rho = 1000 \text{ kg/m}^3$

Phantom section: Flat Section

DASY4 Configuration:

Probe: ET3DV6 - SN1715; ConvF(6.18, 6.18, 6.18); Calibrated: 2011-09-22; Electronics: DAE4 Sn912

Phantom: SAM with 835MHz; Type: SAM; Serial: TP-1223

Measurement SW: DASY4, V4.7 Build 80; Postprocessing SW: SEMCAD, V1.8 Build 186

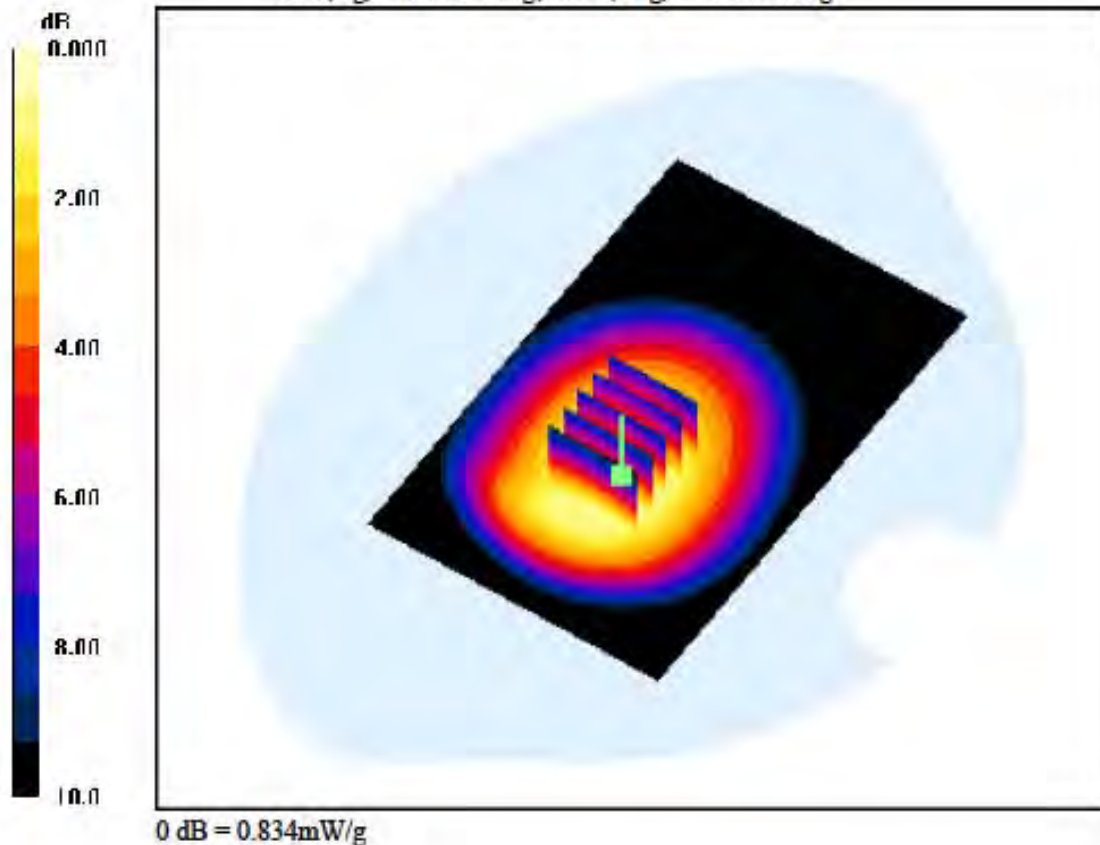
Test Date: 2012-01-14; Ambient Temp: 21.9; Tissue Temp: 22.1

1.5 cm space from Body, Rear, GSM850 GPRS Class 11 Ch. 251, Ant. Internal**Area Scan (71x111x1):** Measurement grid: $dx=15\text{mm}$, $dy=15\text{mm}$ **Zoom Scan (5x5x7)/Cube 0:** Measurement grid: $dx=8\text{mm}$, $dy=8\text{mm}$, $dz=5\text{mm}$

Power Drift = -0.031 dB

Peak SAR (extrapolated) = 1.00 W/kg

SAR(1 g) = 0.782 W/kg; SAR(10 g) = 0.563 W/kg



DIGITAL EMC CO., LTD**DUT: LG-C195; Type: Bar**

Communication System: GSM 850; Frequency: 836.6 MHz; Duty Cycle: 1:2.075
 Medium parameters used: $f = 836.667$ MHz; $\sigma = 0.955$ mho/m; $\epsilon_r = 53.6$; $\rho = 1000$ kg/m³
 Phantom section: Flat Section

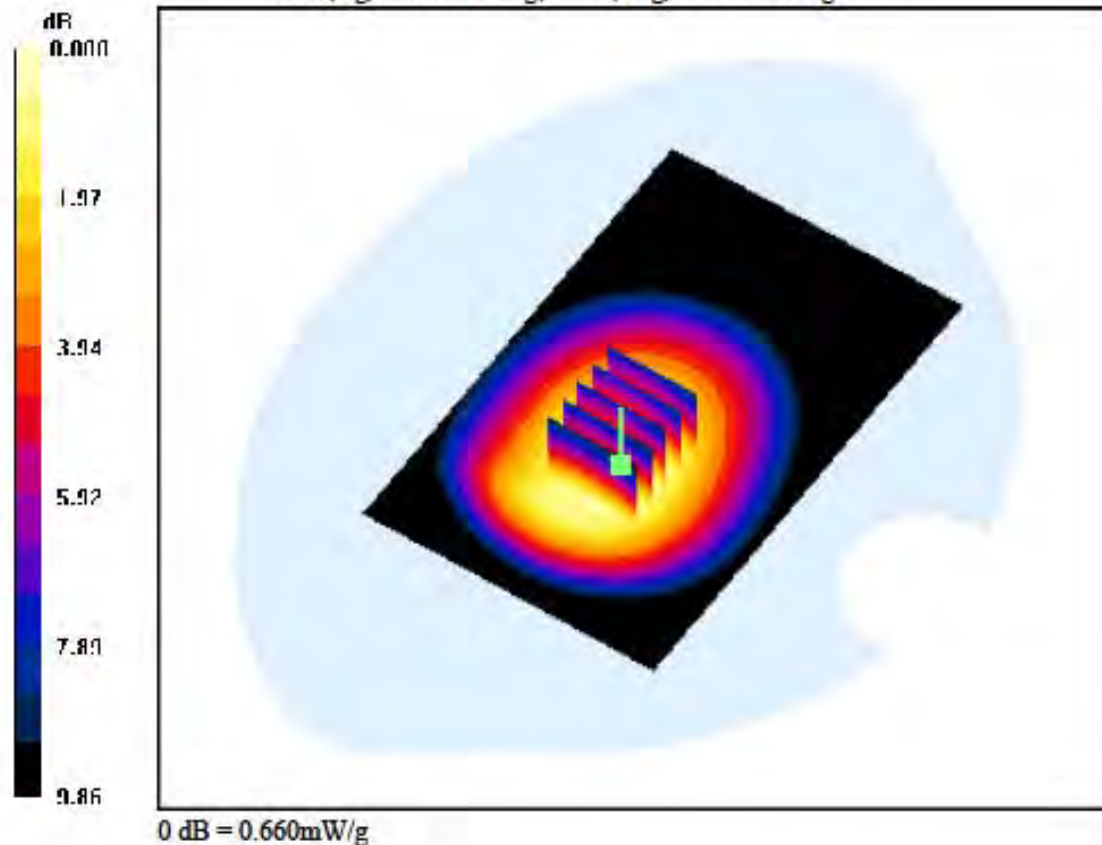
DASY4 Configuration:

Probe: ET3DV6 - SN1715; ConvF(6.18, 6.18, 6.18); Calibrated: 2011-09-22; Electronics: DAE4 Sn912
 Phantom: SAM with 835MHz; Type: SAM; Serial: TP-1223
 Measurement SW: DASY4, V4.7 Build 80; Postprocessing SW: SEMCAD, V1.8 Build 186

Test Date: 2012-01-14; Ambient Temp: 21.9; Tissue Temp: 22.1

1.5 cm space from Body, Rear, GSM850 GPRS Class 12 Ch. 190, Ant. Internal

Area Scan (71x111x1): Measurement grid: dx=15mm, dy=15mm
Zoom Scan (5x5x7)/Cube 0: Measurement grid: dx=8mm, dy=8mm, dz=5mm
 Power Drift = -0.002 dB
 Peak SAR (extrapolated) = 0.790 W/kg
 SAR(1 g) = 0.620 W/kg; SAR(10 g) = 0.446 W/kg



DIGITAL EMC CO., LTD**DUT: LG-C195; Type: Bar**

Communication System: PCS1900; Frequency: 1880 MHz; Duty Cycle: 1:2.77
 Medium parameters used: $f = 1880 \text{ MHz}$; $\sigma = 1.52 \text{ mho/m}$; $\epsilon_r = 52.4$; $\rho = 1000 \text{ kg/m}^3$
 Phantom section: Flat Section

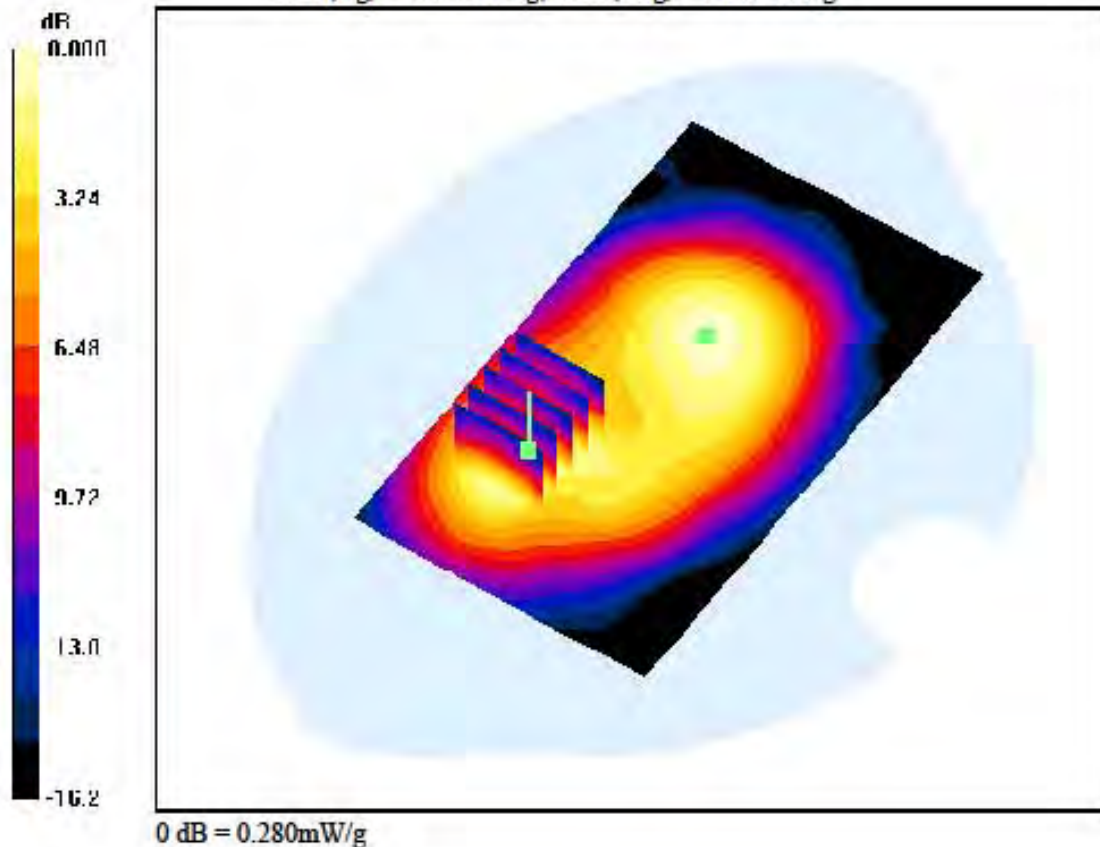
DASY4 Configuration:

Probe: ET3DV6 - SN1715; ConvF(4.5, 4.5, 4.5); Calibrated: 2011-09-22; Electronics: DAE4 Sn912
 Phantom: SAM 1800/1900 MHz; Type: SAM; Serial: TP-1224
 Measurement SW: DASY4, V4.7 Build 80; Postprocessing SW: SEMCAD, V1.8 Build 186

Test Date: 2012-01-15; Ambient Temp: 22.2; Tissue Temp: 22.5

1.5 cm space from Body, Front, PCS1900 GPRS Class 11, Ch. 661, Ant. Internal

Area Scan (71x121x1): Measurement grid: $dx=15\text{mm}$, $dy=15\text{mm}$
Zoom Scan (5x5x7)/Cube 0: Measurement grid: $dx=8\text{mm}$, $dy=8\text{mm}$, $dz=5\text{mm}$
 Power Drift = -0.018 dB
 Peak SAR (extrapolated) = 0.434 W/kg
 SAR(1 g) = 0.255 W/kg; SAR(10 g) = 0.149 W/kg



DIGITAL EMC CO., LTD**DUT: LG-C195; Type: Bar**

Communication System: PCS1900; Frequency: 1880 MHz; Duty Cycle: 1:2.77
 Medium parameters used: $f = 1880 \text{ MHz}$; $\sigma = 1.52 \text{ mho/m}$; $\epsilon_r = 52.4$; $\rho = 1000 \text{ kg/m}^3$
 Phantom section: Flat Section

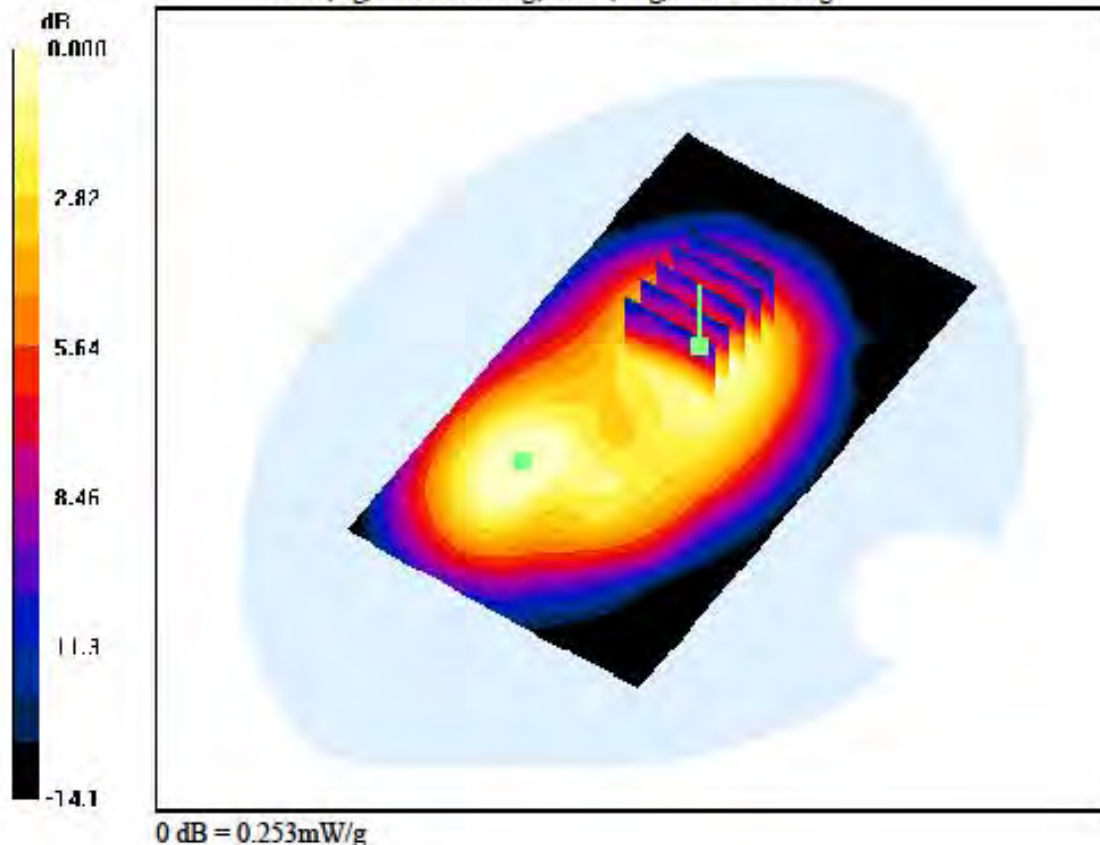
DASY4 Configuration:

Probe: ET3DV6 - SN1715; ConvF(4.5, 4.5, 4.5); Calibrated: 2011-09-22; Electronics: DAE4 Sn912
 Phantom: SAM 1800/1900 MHz; Type: SAM; Serial: TP-1224
 Measurement SW: DASY4, V4.7 Build 80; Postprocessing SW: SEMCAD, V1.8 Build 186

Test Date: 2012-01-15; Ambient Temp: 22.2; Tissue Temp: 22.5

1.5 cm space from Body, Front, PCS1900 GPRS Class 11, Ch. 661, Ant. Internal

Area Scan (71x121x1): Measurement grid: $dx=15\text{mm}$, $dy=15\text{mm}$
Zoom Scan (5x5x7)/Cube 1: Measurement grid: $dx=8\text{mm}$, $dy=8\text{mm}$, $dz=5\text{mm}$
 Power Drift = -0.018 dB
 Peak SAR (extrapolated) = 0.339 W/kg
 SAR(1 g) = 0.234 W/kg; SAR(10 g) = 0.150 W/kg



DIGITAL EMC CO., LTD**DUT: LG-C195; Type: Bar**

Communication System: PCS1900; Frequency: 1880 MHz; Duty Cycle: 1:8.3
 Medium parameters used: $f = 1880 \text{ MHz}$; $\sigma = 1.52 \text{ mho/m}$; $\epsilon_r = 52.4$; $\rho = 1000 \text{ kg/m}^3$
 Phantom section: Flat Section

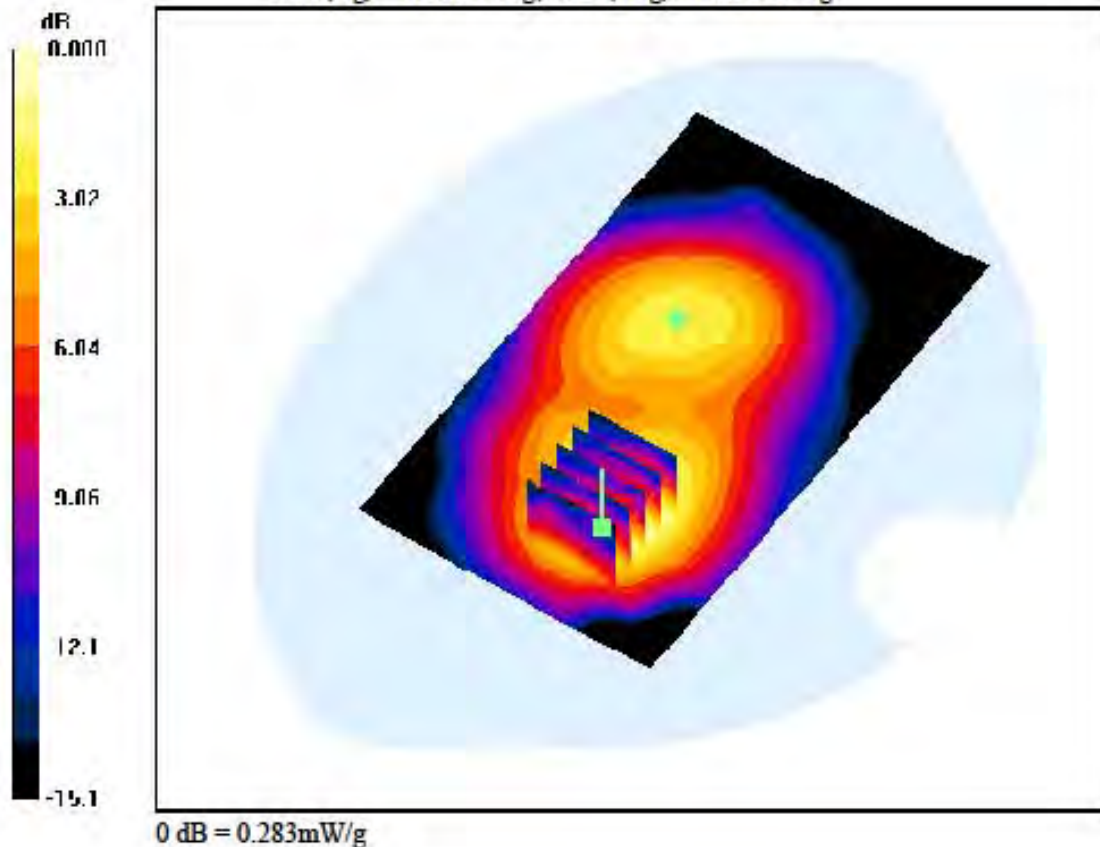
DASY4 Configuration:

Probe: ET3DV6 - SN1715; ConvF(4.5, 4.5, 4.5); Calibrated: 2011-09-22; Electronics: DAE4 Sn912
 Phantom: SAM 1800/1900 MHz; Type: SAM; Serial: TP-1224
 Measurement SW: DASY4, V4.7 Build 80; Postprocessing SW: SEMCAD, V1.8 Build 186

Test Date: 2012-01-15; Ambient Temp: 22.2; Tissue Temp: 22.5

1.5 cm space from Body, Rear, PCS1900, Ch. 661, Ant. Internal

Area Scan (71x121x1): Measurement grid: $dx=15\text{mm}$, $dy=15\text{mm}$
Zoom Scan (5x5x7)/Cube 0: Measurement grid: $dx=8\text{mm}$, $dy=8\text{mm}$, $dz=5\text{mm}$
 Power Drift = 0.007 dB
 Peak SAR (extrapolated) = 0.409 W/kg
 SAR(1 g) = 0.261 W/kg; SAR(10 g) = 0.155 W/kg



DIGITAL EMC CO., LTD**DUT: LG-C195; Type: Bar**

Communication System: PCS1900; Frequency: 1880 MHz; Duty Cycle: 1:8.3
 Medium parameters used: $f = 1880 \text{ MHz}$; $\sigma = 1.52 \text{ mho/m}$; $\epsilon_r = 52.4$; $\rho = 1000 \text{ kg/m}^3$
 Phantom section: Flat Section

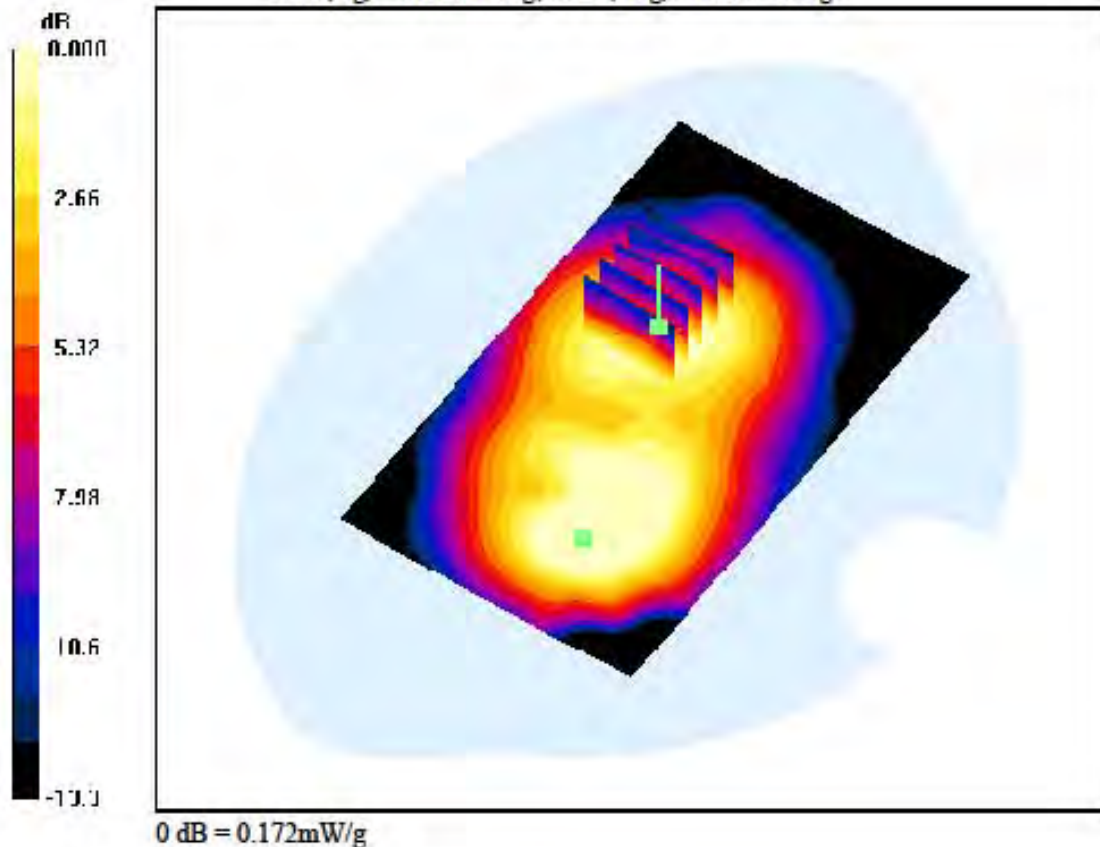
DASY4 Configuration:

Probe: ET3DV6 - SN1715; ConvF(4.5, 4.5, 4.5); Calibrated: 2011-09-22; Electronics: DAE4 Sn912
 Phantom: SAM 1800/1900 MHz; Type: SAM; Serial: TP-1224
 Measurement SW: DASY4, V4.7 Build 80; Postprocessing SW: SEMCAD, V1.8 Build 186

Test Date: 2012-01-15; Ambient Temp: 22.2; Tissue Temp: 22.5

1.5 cm space from Body, Rear, PCS1900, Ch. 661, Ant. Internal

Area Scan (71x121x1): Measurement grid: $dx=15\text{mm}$, $dy=15\text{mm}$
Zoom Scan (5x5x7)/Cube 1: Measurement grid: $dx=8\text{mm}$, $dy=8\text{mm}$, $dz=5\text{mm}$
 Power Drift = 0.007 dB
 Peak SAR (extrapolated) = 0.241 W/kg
 SAR(1 g) = 0.162 W/kg; SAR(10 g) = 0.106 W/kg



DIGITAL EMC CO., LTD**DUT: LG-C195; Type: Bar**

Communication System: PCS1900; Frequency: 1880 MHz; Duty Cycle: 1:8.3
 Medium parameters used: $f = 1880$ MHz; $\sigma = 1.52$ mho/m; $\epsilon_r = 52.4$; $\rho = 1000$ kg/m³
 Phantom section: Flat Section

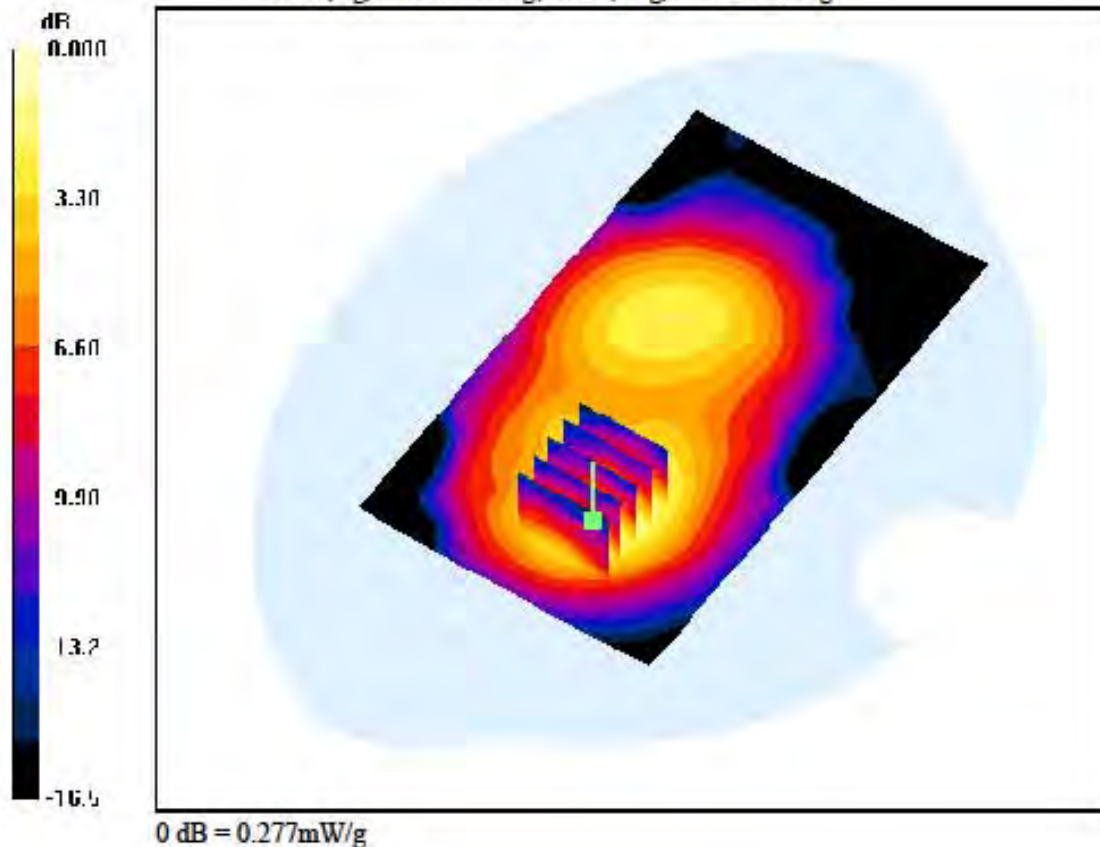
DASY4 Configuration:

Probe: ET3DV6 - SN1715; ConvF(4.5, 4.5, 4.5); Calibrated: 2011-09-22; Electronics: DAE4 Sn912
 Phantom: SAM 1800/1900 MHz; Type: SAM; Serial: TP-1224
 Measurement SW: DASY4, V4.7 Build 80; Postprocessing SW: SEMCAD, V1.8 Build 186

Test Date: 2012-01-15; Ambient Temp: 22.2; Tissue Temp: 22.5

1.5 cm space from Body, Rear, PCS1900 GPRS Class 8, Ch. 661, Ant. Internal

Area Scan (71x121x1): Measurement grid: dx=15mm, dy=15mm
Zoom Scan (5x5x7)/Cube 0: Measurement grid: dx=8mm, dy=8mm, dz=5mm
 Power Drift = 0.115 dB
 Peak SAR (extrapolated) = 0.400 W/kg
 SAR(1 g) = 0.252 W/kg; SAR(10 g) = 0.150 W/kg



DIGITAL EMC CO., LTD**DUT: LG-C195; Type: Bar**

Communication System: PCS1900; Frequency: 1880 MHz; Duty Cycle: 1:4.15
 Medium parameters used: $f = 1880$ MHz; $\sigma = 1.52$ mho/m; $\epsilon_r = 52.4$; $\rho = 1000$ kg/m³
 Phantom section: Flat Section

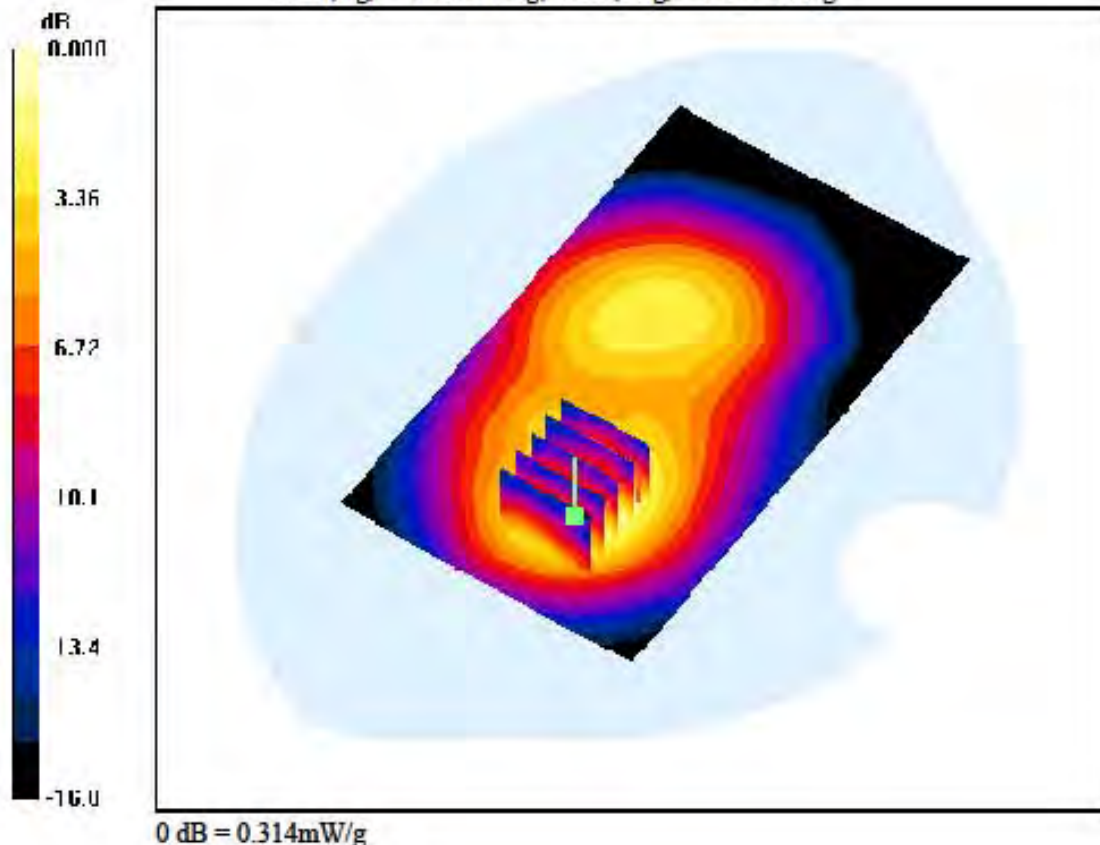
DASY4 Configuration:

Probe: ET3DV6 - SN1715; ConvF(4.5, 4.5, 4.5); Calibrated: 2011-09-22; Electronics: DAE4 Sn912
 Phantom: SAM 1800/1900 MHz; Type: SAM; Serial: TP-1224
 Measurement SW: DASY4, V4.7 Build 80; Postprocessing SW: SEMCAD, V1.8 Build 186

Test Date: 2012-01-15; Ambient Temp: 22.2; Tissue Temp: 22.5

1.5 cm space from Body, Rear, PCS1900 GPRS Class 10, Ch. 661, Ant. Internal

Area Scan (71x121x1): Measurement grid: dx=15mm, dy=15mm
Zoom Scan (5x5x7)/Cube 0: Measurement grid: dx=8mm, dy=8mm, dz=5mm
 Power Drift = 0.073 dB
 Peak SAR (extrapolated) = 0.455 W/kg
 SAR(1 g) = 0.285 W/kg; SAR(10 g) = 0.169 W/kg



DIGITAL EMC CO., LTD**DUT: LG-C195; Type: Bar**

Communication System: PCS1900; Frequency: 1850.2 MHz; Duty Cycle: 1:2.77
 Medium parameters used: $f = 1850.2$ MHz; $\sigma = 1.49$ mho/m; $\epsilon_r = 52.3$; $\rho = 1000$ kg/m³
 Phantom section: Flat Section

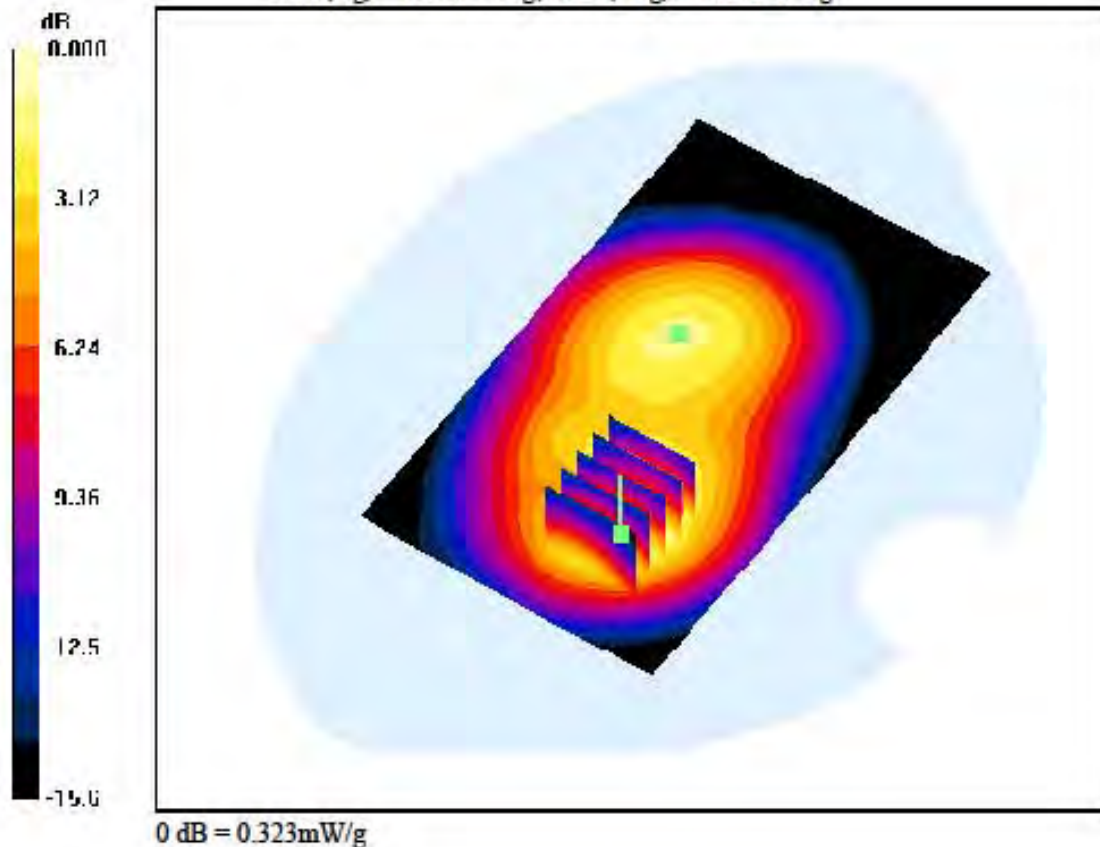
DASY4 Configuration:

Probe: ET3DV6 - SN1715; ConvF(4.5, 4.5, 4.5); Calibrated: 2011-09-22; Electronics: DAE4 Sn912
 Phantom: SAM 1800/1900 MHz; Type: SAM; Serial: TP-1224
 Measurement SW: DASY4, V4.7 Build 80; Postprocessing SW: SEMCAD, V1.8 Build 186

Test Date: 2012-01-15; Ambient Temp: 22.2; Tissue Temp: 22.5

1.5 cm space from Body, Rear, PCS1900 GPRS Class 11, Ch. 512, Ant. Internal

Area Scan (71x121x1): Measurement grid: dx=15mm, dy=15mm
Zoom Scan (5x5x7)/Cube 0: Measurement grid: dx=8mm, dy=8mm, dz=5mm
 Power Drift = 0.026 dB
 Peak SAR (extrapolated) = 0.452 W/kg
 SAR(1 g) = 0.297 W/kg; SAR(10 g) = 0.181 W/kg



DIGITAL EMC CO., LTD**DUT: LG-C195; Type: Bar**

Communication System: PCS1900; Frequency: 1850.2 MHz; Duty Cycle: 1:2.77
 Medium parameters used: $f = 1850.2$ MHz; $\sigma = 1.49$ mho/m; $\epsilon_r = 52.3$; $\rho = 1000$ kg/m³
 Phantom section: Flat Section

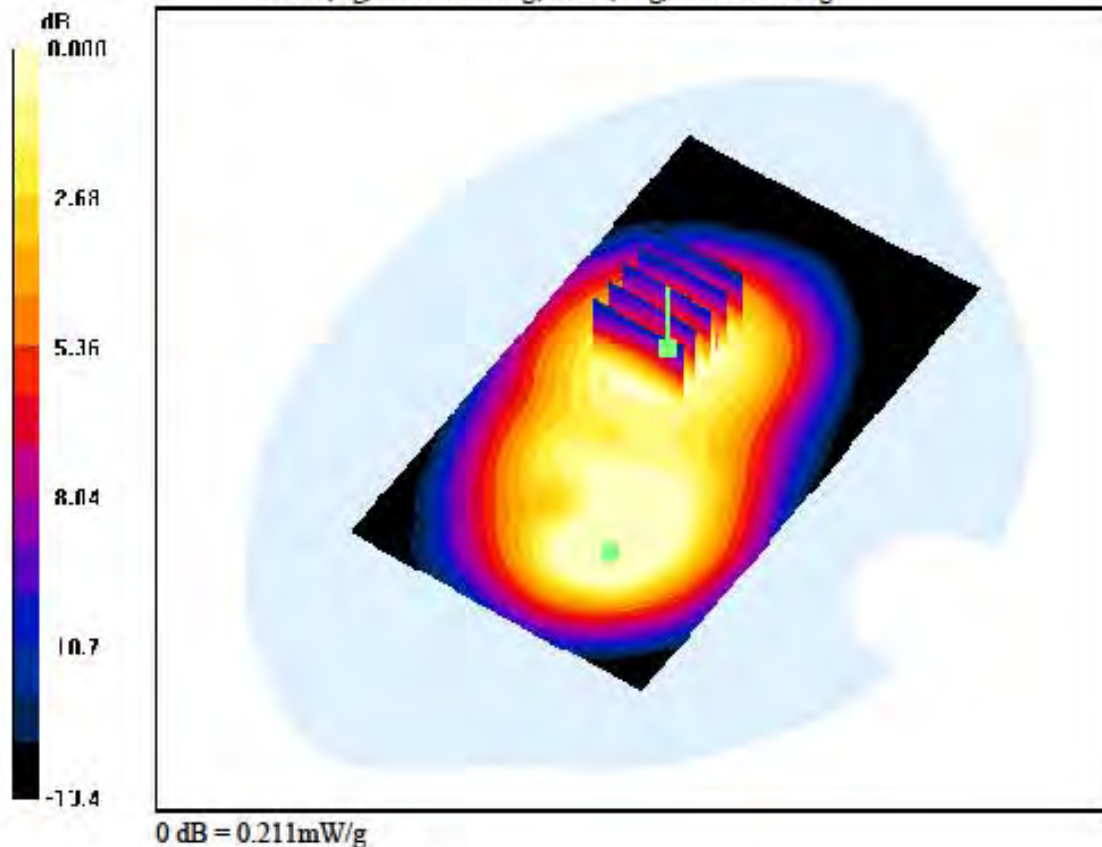
DASY4 Configuration:

Probe: ET3DV6 - SN1715; ConvF(4.5, 4.5, 4.5); Calibrated: 2011-09-22; Electronics: DAE4 Sn912
 Phantom: SAM 1800/1900 MHz; Type: SAM; Serial: TP-1224
 Measurement SW: DASY4, V4.7 Build 80; Postprocessing SW: SEMCAD, V1.8 Build 186

Test Date: 2012-01-15; Ambient Temp: 22.2; Tissue Temp: 22.5

1.5 cm space from Body, Rear, PCS1900 GPRS Class 11, Ch. 512, Ant. Internal

Area Scan (71x121x1): Measurement grid: dx=15mm, dy=15mm
Zoom Scan (5x5x7)/Cube 1: Measurement grid: dx=8mm, dy=8mm, dz=5mm
 Power Drift = 0.026 dB
 Peak SAR (extrapolated) = 0.280 W/kg
 SAR(1 g) = 0.199 W/kg; SAR(10 g) = 0.132 W/kg



DIGITAL EMC CO., LTD**DUT: LG-C195; Type: Bar**

Communication System: PCS1900; Frequency: 1880 MHz; Duty Cycle: 1:2.77
 Medium parameters used: $f = 1880 \text{ MHz}$; $\sigma = 1.52 \text{ mho/m}$; $\epsilon_r = 52.4$; $\rho = 1000 \text{ kg/m}^3$
 Phantom section: Flat Section

DASY4 Configuration:

Probe: ET3DV6 - SN1715; ConvF(4.5, 4.5, 4.5); Calibrated: 2011-09-22; Electronics: DAE4 Sn912
 Phantom: SAM 1800/1900 MHz; Type: SAM; Serial: TP-1224
 Measurement SW: DASY4, V4.7 Build 80; Postprocessing SW: SEMCAD, V1.8 Build 186

Test Date: 2012-01-15; Ambient Temp: 22.2; Tissue Temp: 22.5

1.5 cm space from Body, Rear, PCS1900 GPRS Class 11, Ch. 661, Ant. Internal

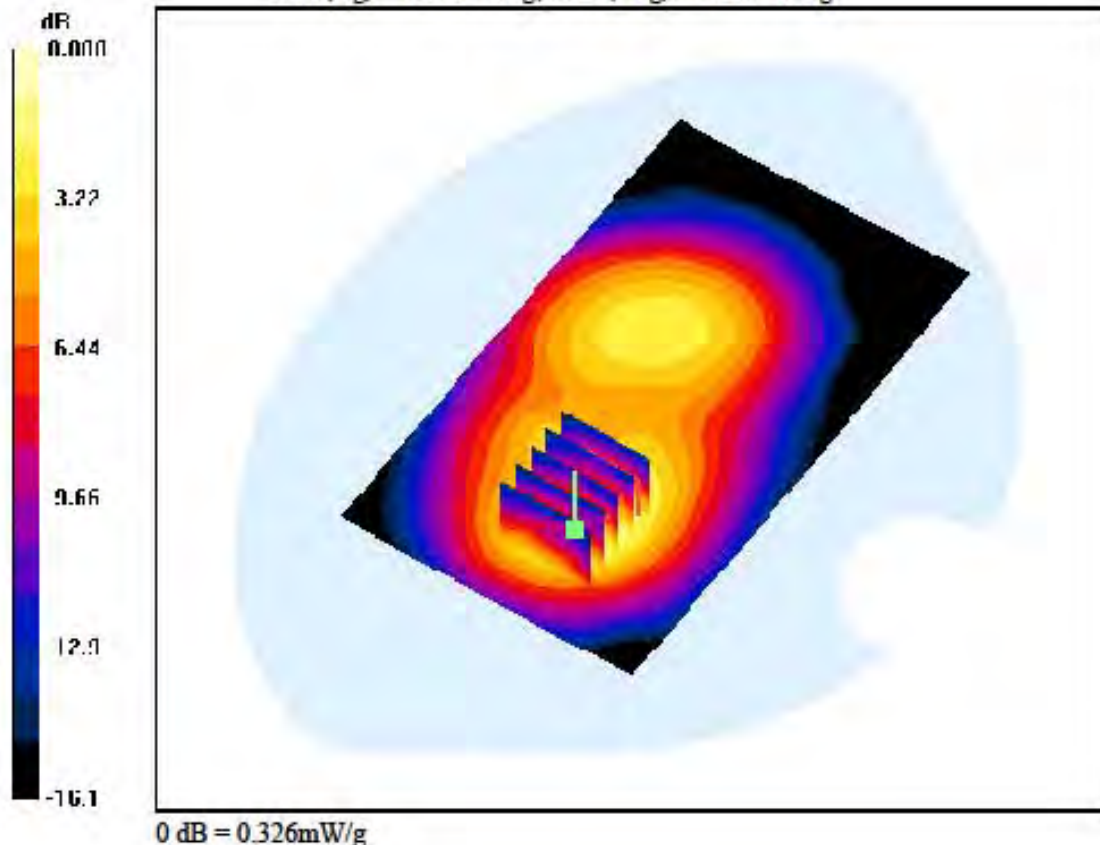
Area Scan (71x121x1): Measurement grid: $dx=15\text{mm}$, $dy=15\text{mm}$

Zoom Scan (5x5x7)/Cube 0: Measurement grid: $dx=8\text{mm}$, $dy=8\text{mm}$, $dz=5\text{mm}$

Power Drift = 0.017 dB

Peak SAR (extrapolated) = 0.471 W/kg

SAR(1 g) = 0.295 W/kg; SAR(10 g) = 0.176 W/kg



DIGITAL EMC CO., LTD**DUT: LG-C195; Type: Bar**

Communication System: PCS1900; Frequency: 1909.8 MHz; Duty Cycle: 1:2.77
 Medium parameters used: $f = 1909.8 \text{ MHz}$; $\sigma = 1.56 \text{ mho/m}$; $\epsilon_r = 52.7$; $\rho = 1000 \text{ kg/m}^3$
 Phantom section: Flat Section

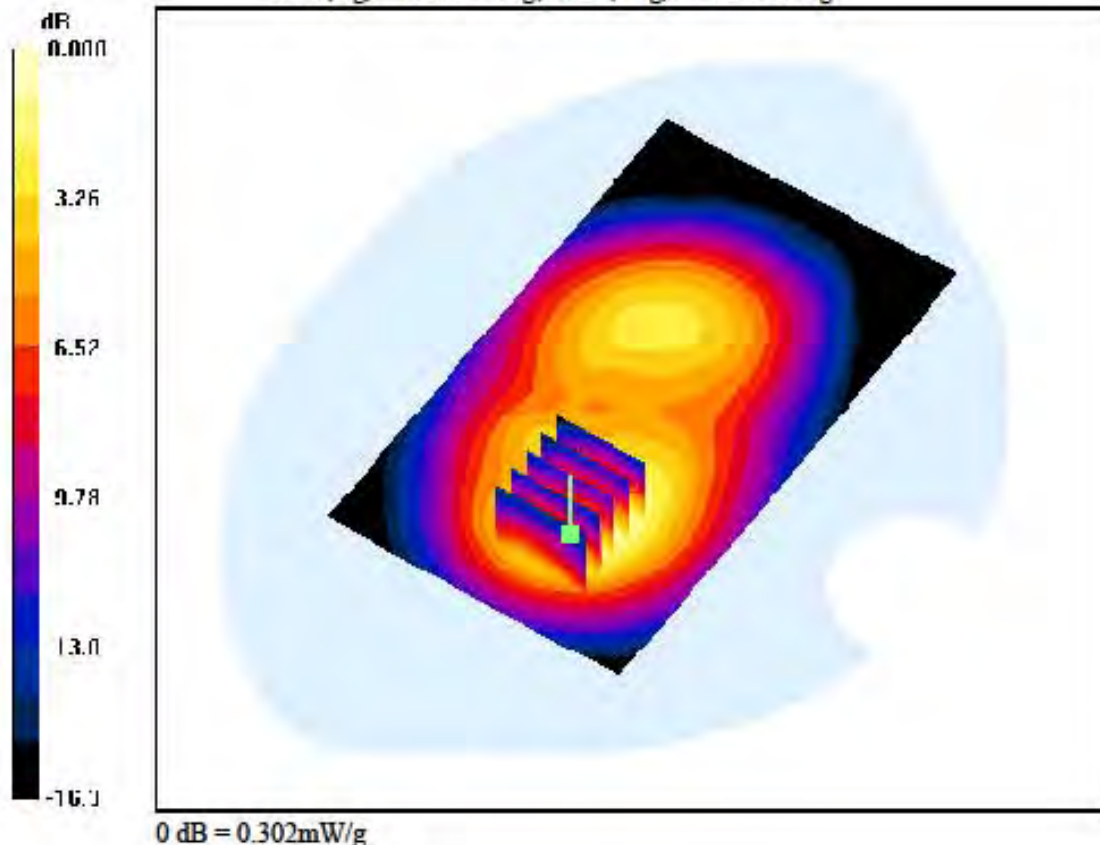
DASY4 Configuration:

Probe: ET3DV6 - SN1715; ConvF(4.5, 4.5, 4.5); Calibrated: 2011-09-22; Electronics: DAE4 Sn912
 Phantom: SAM 1800/1900 MHz; Type: SAM; Serial: TP-1224
 Measurement SW: DASY4, V4.7 Build 80; Postprocessing SW: SEMCAD, V1.8 Build 186

Test Date: 2012-01-15; Ambient Temp: 22.2; Tissue Temp: 22.5

1.5 cm space from Body, Rear, PCS1900 GPRS Class 11, Ch. 810, Ant. Internal

Area Scan (71x121x1): Measurement grid: $dx=15\text{mm}$, $dy=15\text{mm}$
Zoom Scan (5x5x7)/Cube 0: Measurement grid: $dx=8\text{mm}$, $dy=8\text{mm}$, $dz=5\text{mm}$
 Power Drift = -0.087 dB
 Peak SAR (extrapolated) = 0.433 W/kg
 SAR(1 g) = 0.276 W/kg; SAR(10 g) = 0.165 W/kg



DIGITAL EMC CO., LTD**DUT: LG-C195; Type: Bar**

Communication System: PCS1900; Frequency: 1880 MHz; Duty Cycle: 1:2.075
 Medium parameters used: $f = 1880$ MHz; $\sigma = 1.52$ mho/m; $\epsilon_r = 52.4$; $\rho = 1000$ kg/m³
 Phantom section: Flat Section

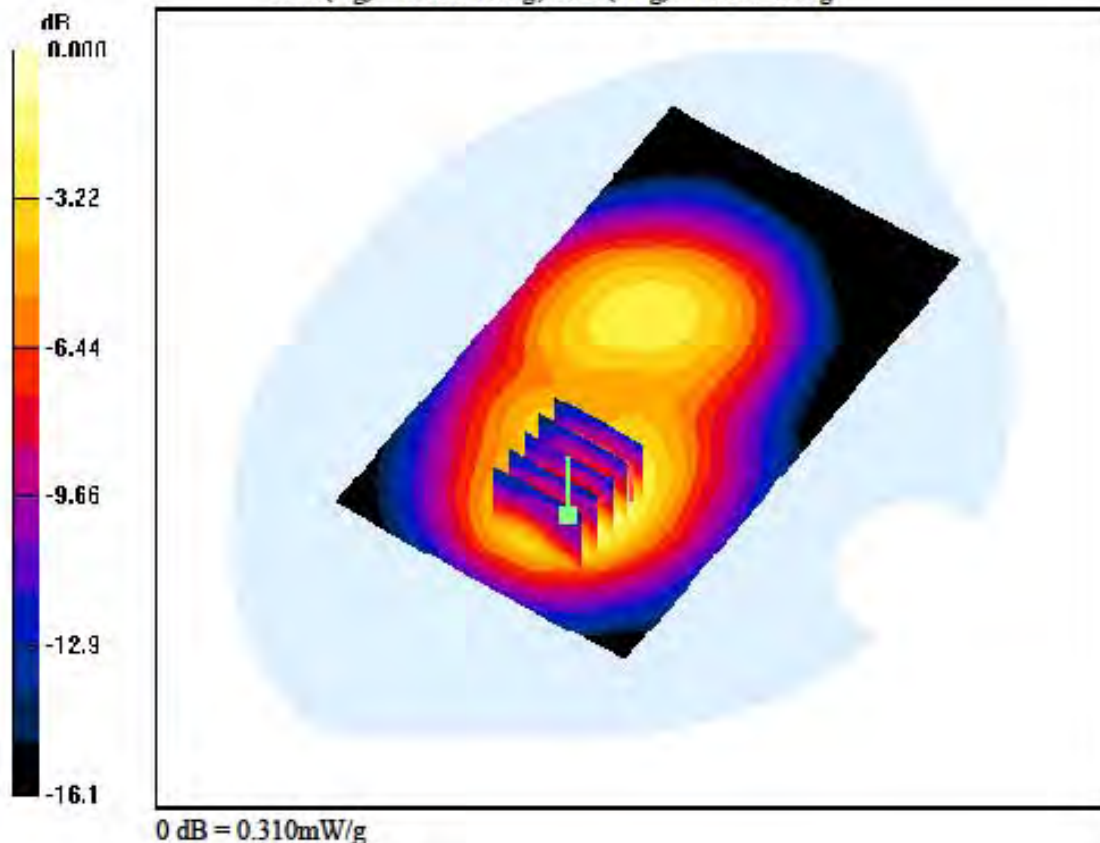
DASY4 Configuration:

Probe: ET3DV6 - SN1715; ConvF(4.5, 4.5, 4.5); Calibrated: 2011-09-22; Electronics: DAE4 Sn912
 Phantom: SAM 1800/1900 MHz; Type: SAM; Serial: TP-1224
 Measurement SW: DASY4, V4.7 Build 80; Postprocessing SW: SEMCAD, V1.8 Build 186

Test Date: 2012-01-15; Ambient Temp: 22.2; Tissue Temp: 22.5

1.5 cm space from Body, Rear, PCS1900 GPRS Class 12, Ch. 661, Ant. Internal

Area Scan (71x121x1): Measurement grid: dx=15mm, dy=15mm
Zoom Scan (5x5x7)/Cube 0: Measurement grid: dx=8mm, dy=8mm, dz=5mm
 Power Drift = -0.192 dB
 Peak SAR (extrapolated) = 0.445 W/kg
 SAR(1 g) = 0.281 W/kg; SAR(10 g) = 0.167 W/kg



DIGITAL EMC CO., LTD**DUT: LG-C195; Type: Bar**

Communication System: W-LAN; Frequency: 2412 MHz; Duty Cycle: 1:1
 Medium parameters used: $f = 2412$ MHz; $\sigma = 1.9$ mho/m; $\epsilon_r = 53.1$; $\rho = 1000$ kg/m³
 Phantom section: Flat Section

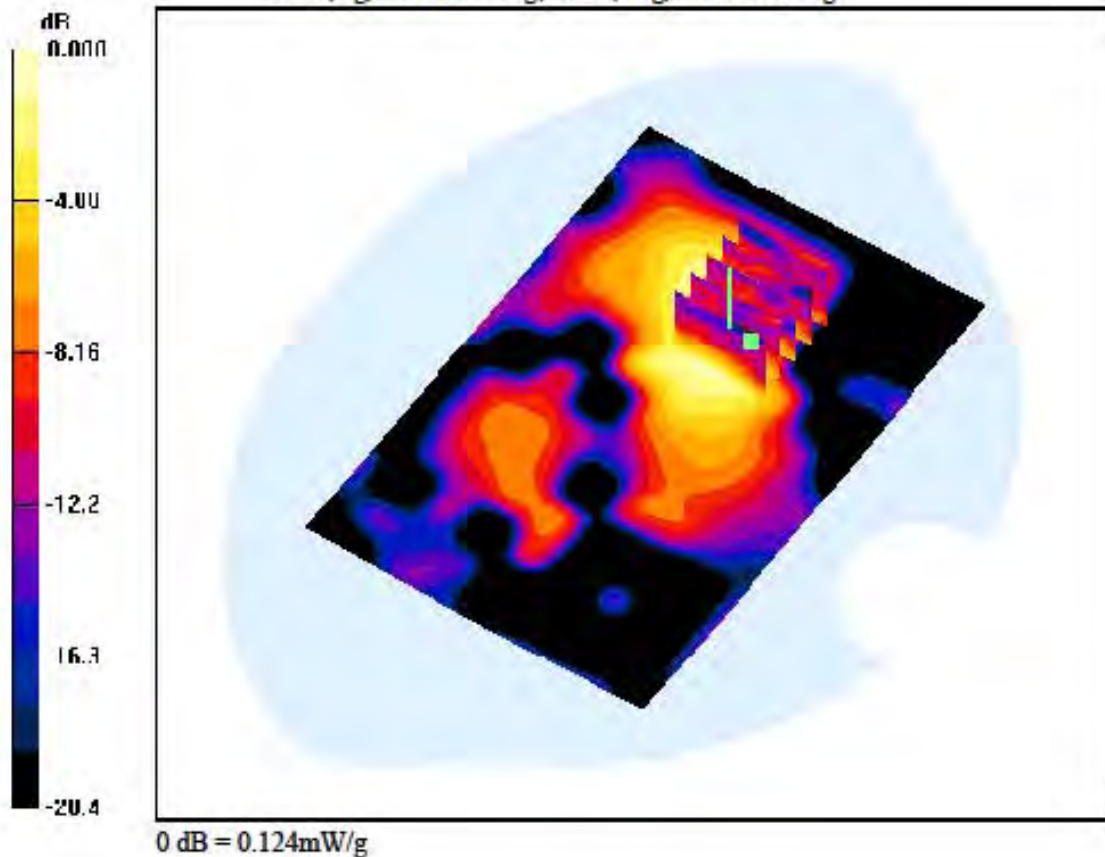
DASY4 Configuration:

Probe: ET3DV6 - SN1715; ConvF(4.06, 4.06, 4.06); Calibrated: 2011-09-22; Electronics: DAE4 Sn912
 Phantom: SAM 1800/1900 MHz; Type: SAM; Serial: TP-1224
 Measurement SW: DASY4, V4.7 Build 80; Postprocessing SW: SEMCAD, V1.8 Build 186

Test Date: 2012-02-04; Ambient Temp: 22.0; Tissue Temp: 22.3

1.5 cm space from Body, Front, W-LAN(802.11b), Ch. 1, Ant. Internal

Area Scan (81x121x1): Measurement grid: dx=15mm, dy=15mm
Zoom Scan (5x5x7)/Cube 0: Measurement grid: dx=8mm, dy=8mm, dz=5mm
 Power Drift = -0.163 dB
 Peak SAR (extrapolated) = 0.207 W/kg
 SAR(1 g) = 0.109 W/kg; SAR(10 g) = 0.054 W/kg



DIGITAL EMC CO., LTD**DUT: LG-C195; Type: Bar**

Communication System: W-LAN; Frequency: 2437 MHz; Duty Cycle: 1:1

Medium parameters used: $f = 2437 \text{ MHz}$; $\sigma = 1.91 \text{ mho/m}$; $\epsilon_r = 53.1$; $\rho = 1000 \text{ kg/m}^3$

Phantom section: Flat Section

DASY4 Configuration:

Probe: ET3DV6 - SN1715; ConvF(4.06, 4.06, 4.06); Calibrated: 2011-09-22; Electronics: DAE4 Sn912

Phantom: SAM 1800/1900 MHz; Type: SAM; Serial: TP-1224

Measurement SW: DASY4, V4.7 Build 80; Postprocessing SW: SEMCAD, V1.8 Build 186

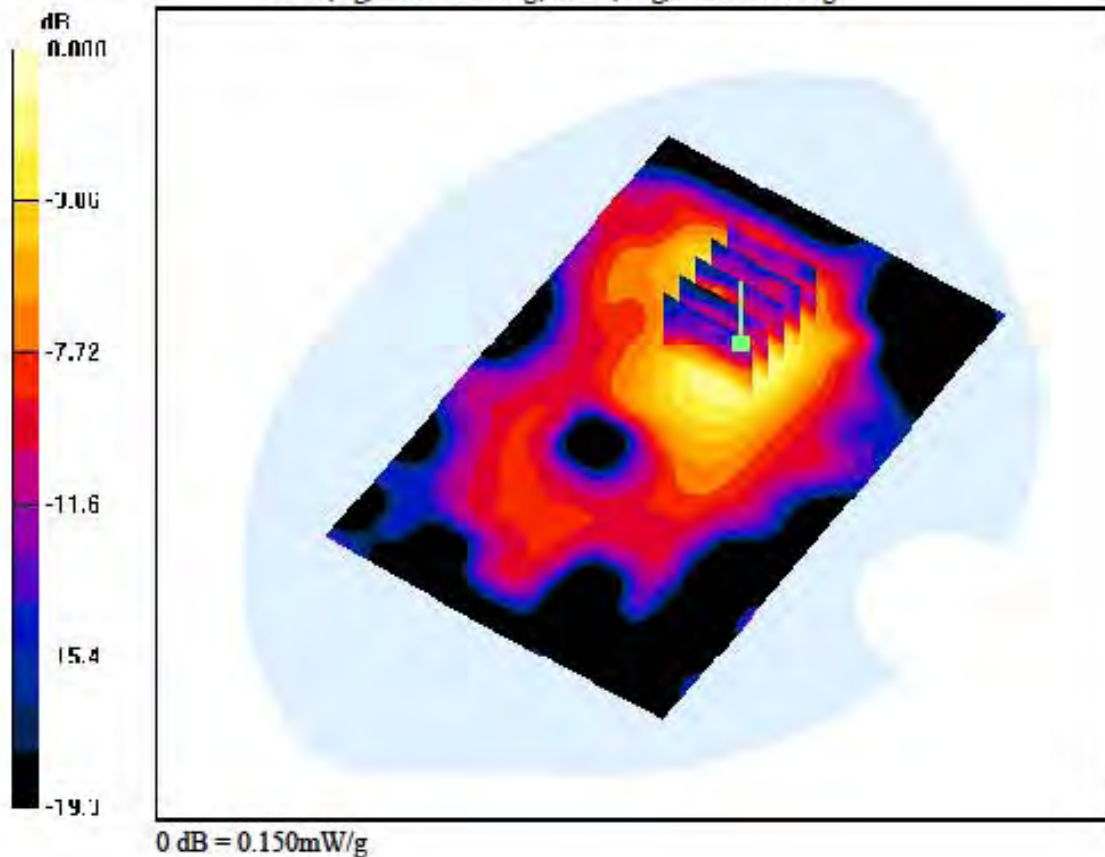
Test Date: 2012-02-04; Ambient Temp: 22.0; Tissue Temp: 22.3

1.5 cm space from Body, Front, W-LAN(802.11b), Ch. 6, Ant. Internal**Area Scan (81x121x1):** Measurement grid: $dx=15\text{mm}$, $dy=15\text{mm}$ **Zoom Scan (5x5x7)/Cube 0:** Measurement grid: $dx=8\text{mm}$, $dy=8\text{mm}$, $dz=5\text{mm}$

Power Drift = 0.078 dB

Peak SAR (extrapolated) = 0.315 W/kg

SAR(1 g) = 0.140 W/kg; SAR(10 g) = 0.074 W/kg



DIGITAL EMC CO., LTD**DUT: LG-C195; Type: Bar**

Communication System: W-LAN; Frequency: 2462 MHz; Duty Cycle: 1:1
Medium parameters used: $f = 2462$ MHz; $\sigma = 2.01$ mho/m; $\epsilon_r = 53.4$; $\rho = 1000$ kg/m³
Phantom section: Flat Section

DASY4 Configuration:

Probe: ET3DV6 - SN1715; ConvF(4.06, 4.06, 4.06); Calibrated: 2011-09-22; Electronics: DAE4 Sn912
Phantom: SAM 1800/1900 MHz; Type: SAM; Serial: TP-1224
Measurement SW: DASY4, V4.7 Build 80; Postprocessing SW: SEMCAD, V1.8 Build 186

Test Date: 2012-02-04; Ambient Temp: 22.0; Tissue Temp: 22.3

1.5 cm space from Body, Front, W-LAN(802.11b), Ch. 11, Ant. Internal

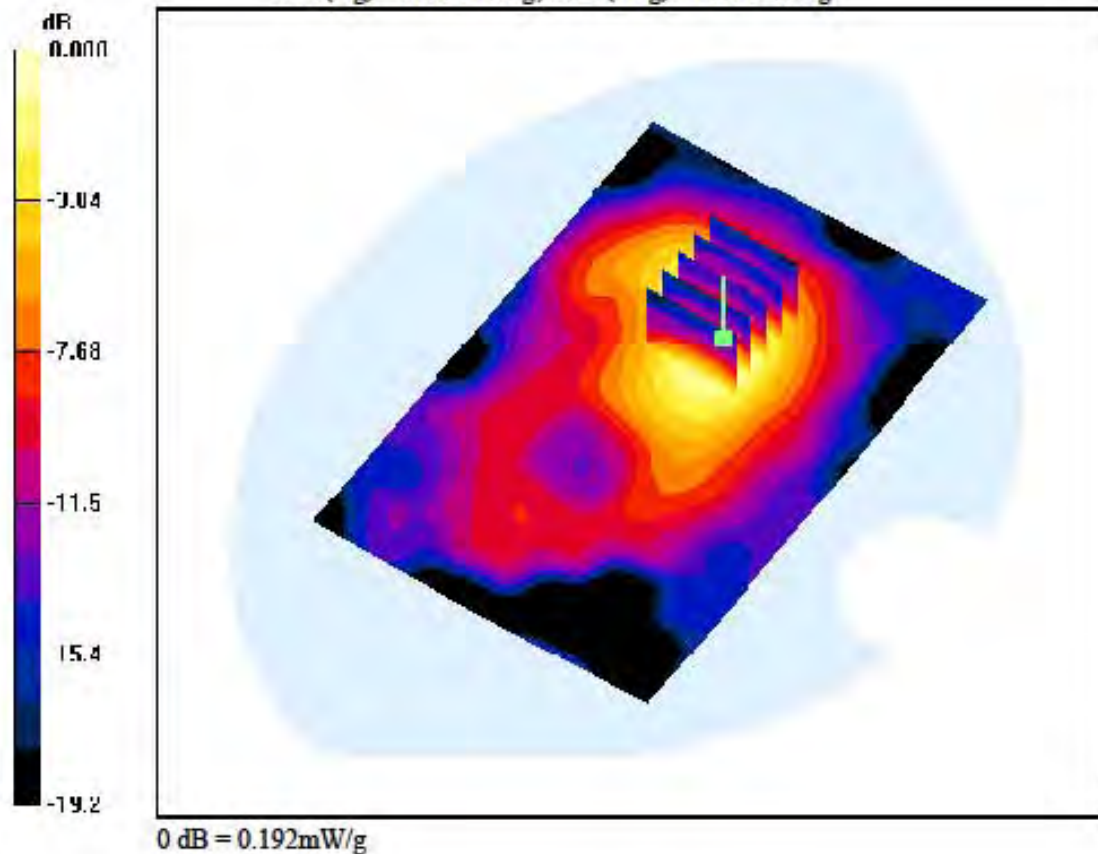
Area Scan (81x121x1): Measurement grid: dx=15mm, dy=15mm

Zoom Scan (5x5x7)/Cube 0: Measurement grid: dx=8mm, dy=8mm, dz=5mm

Power Drift = 0.190 dB

Peak SAR (extrapolated) = 0.405 W/kg

SAR(1 g) = 0.180 W/kg; SAR(10 g) = 0.093 W/kg



DIGITAL EMC CO., LTD**DUT: LG-C195; Type: Bar**

Communication System: W-LAN; Frequency: 2412 MHz; Duty Cycle: 1:1
 Medium parameters used: $f = 2412$ MHz; $\sigma = 1.9$ mho/m; $\epsilon_r = 53.1$; $\rho = 1000$ kg/m³
 Phantom section: Flat Section

DASY4 Configuration:

Probe: ET3DV6 - SN1715; ConvF(4.06, 4.06, 4.06); Calibrated: 2011-09-22; Electronics: DAE4 Sn912
 Phantom: SAM 1800/1900 MHz; Type: SAM; Serial: TP-1224
 Measurement SW: DASY4, V4.7 Build 80; Postprocessing SW: SEMCAD, V1.8 Build 186

Test Date: 2012-02-04; Ambient Temp: 22.0; Tissue Temp: 22.3

1.5 cm space from Body, Rear, W-LAN(802.11b), Ch. 1, Ant. Internal

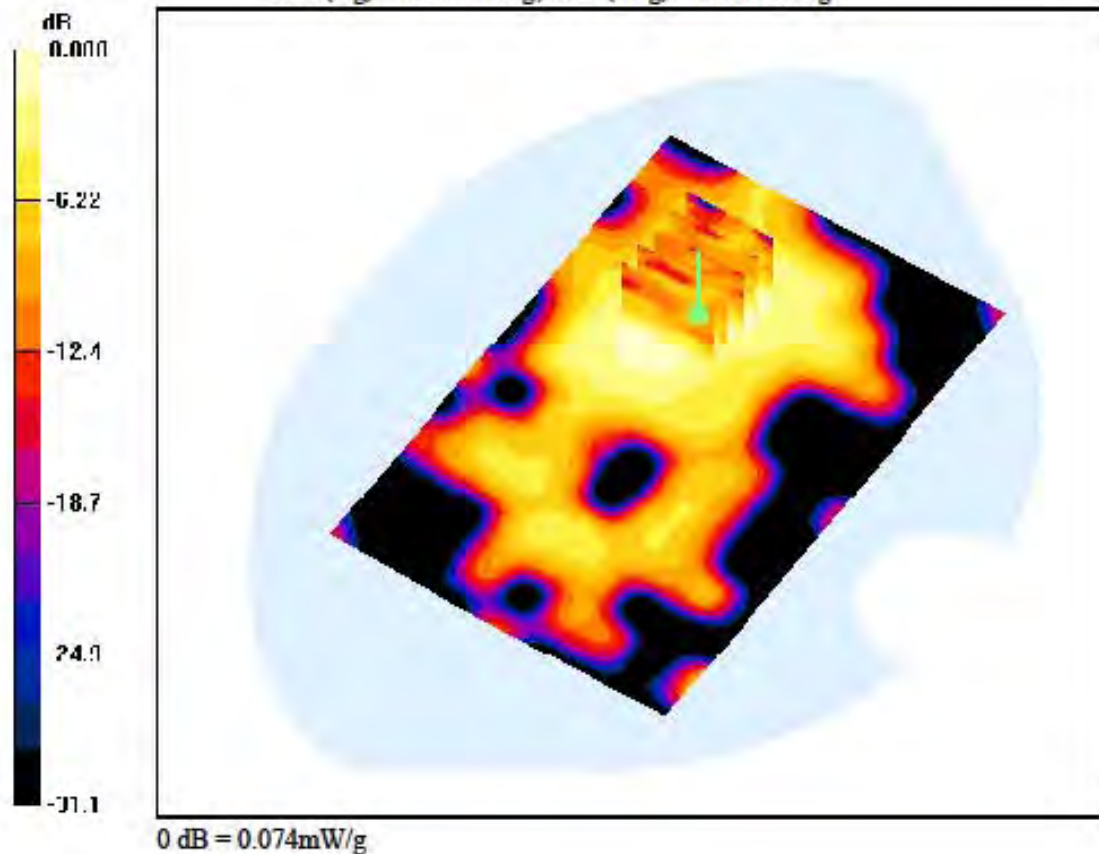
Area Scan (81x121x1): Measurement grid: dx=15mm, dy=15mm

Zoom Scan (5x5x7)/Cube 0: Measurement grid: dx=8mm, dy=8mm, dz=5mm

Power Drift = -0.126 dB

Peak SAR (extrapolated) = 0.278 W/kg

SAR(1 g) = 0.072 W/kg; SAR(10 g) = 0.034 W/kg



DIGITAL EMC CO., LTD**DUT: LG-C195; Type: Bar**

Communication System: GSM 850; Frequency: 848.8 MHz; Duty Cycle: 1:8.3

Medium parameters used (interpolated): $f = 848.8$ MHz; $\sigma = 0.887$ mho/m; $\epsilon_r = 41.8$; $\rho = 1000$ kg/m³

Phantom section: Right Section

DASY4 Configuration:

Probe: ET3DV6 - SN1715; ConvF(6.26, 6.26, 6.26); Calibrated: 2011-09-22; Electronics: DAE4 Sn912

Phantom: SAM with 835MHz; Type: SAM; Serial: TP-1223

Measurement SW: DASY4, V4.7 Build 80; Postprocessing SW: SEMCAD, V1.8 Build 186

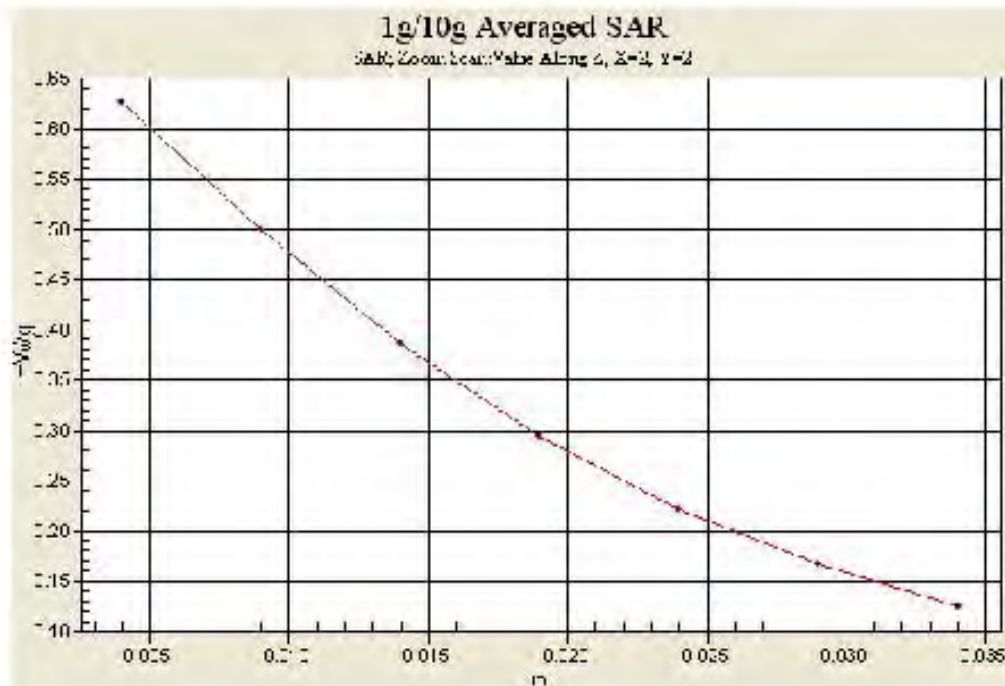
Test Date: 2012-01-14; Ambient Temp: 21.9; Tissue Temp: 22.1

Right Touch, GSM850 Ch. 251, Ant Internal, Standard Battery**Area Scan (71x101x1):** Measurement grid: dx=15mm, dy=15mm**Zoom Scan (5x5x7)/Cube 0:** Measurement grid: dx=8mm, dy=8mm, dz=5mm

Power Drift = -0.020 dB

Peak SAR (extrapolated) = 0.713 W/kg

SAR(1 g) = 0.588 W/kg; SAR(10 g) = 0.432 W/kg



DIGITAL EMC CO., LTD**DUT: LG-C195; Type: Bar**

Communication System: GSM 850; Frequency: 848.8 MHz; Duty Cycle: 1:2.77

Medium parameters used (interpolated): $f = 848.8$ MHz; $\sigma = 0.966$ mho/m; $\epsilon_r = 53.4$; $\rho = 1000$ kg/m³

Phantom section: Flat Section

DASY4 Configuration:

Probe: ET3DV6 - SN1715; ConvF(6.18, 6.18, 6.18); Calibrated: 2011-09-22; Electronics: DAE4 Sn912

Phantom: SAM with 835MHz; Type: SAM; Serial: TP-1223

Measurement SW: DASY4, V4.7 Build 80; Postprocessing SW: SEMCAD, V1.8 Build 186

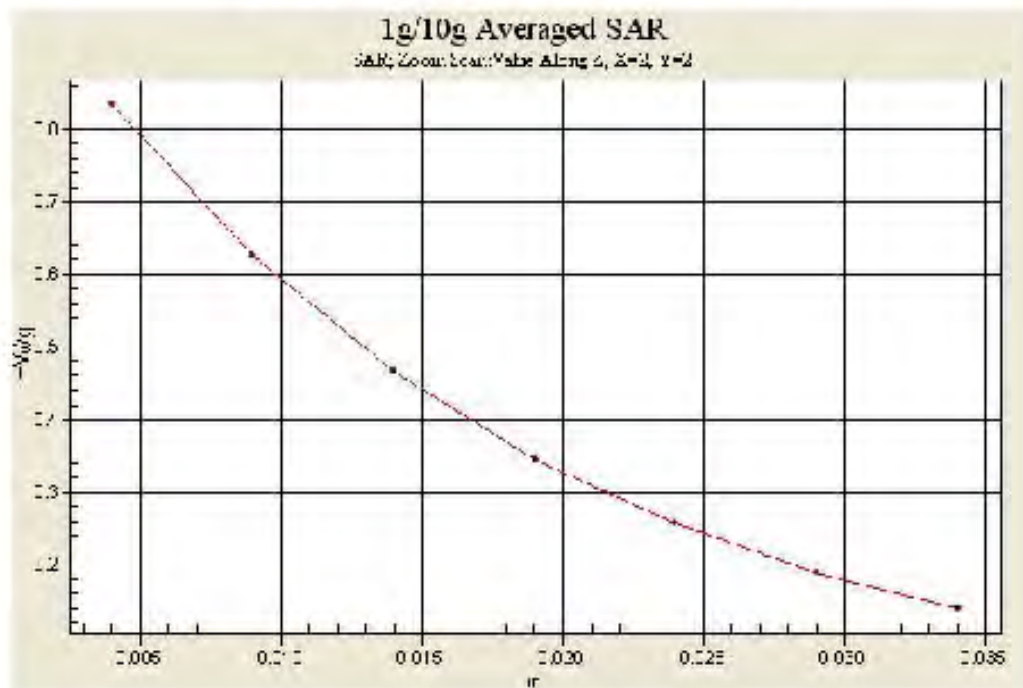
Test Date: 2012-01-14; Ambient Temp: 21.9; Tissue Temp: 22.1

1.5 cm space from Body, Rear, GSM850 GPRS Class II Ch. 251, Ant. Internal**Area Scan (71x111x1):** Measurement grid: dx=15mm, dy=15mm**Zoom Scan (5x5x7)/Cube 0:** Measurement grid: dx=8mm, dy=8mm, dz=5mm

Power Drift = -0.031 dB

Peak SAR (extrapolated) = 1.00 W/kg

SAR(1 g) = 0.782 W/kg; SAR(10 g) = 0.563 W/kg



DIGITAL EMC CO., LTD**DUT: LG-C195; Type: Bar**

Communication System: PCS1900; Frequency: 1850.2 MHz; Duty Cycle: 1:8.3

Medium parameters used (interpolated): $f = 1850.2$ MHz; $\sigma = 1.38$ mho/m; $\epsilon_r = 38.8$; $\rho = 1000$ kg/m³

Phantom section: Left Section

DASY4 Configuration:

Probe: ET3DV6 - SN1715; ConvF(5.1, 5.1, 5.1); Calibrated: 2011-09-22; Electronics: DAE4 Sn912

Phantom: SAM 1800/1900 MHz; Type: SAM; Serial: TP-1224

Measurement SW: DASY4, V4.7 Build 80; Postprocessing SW: SEMCAD, V1.8 Build 186

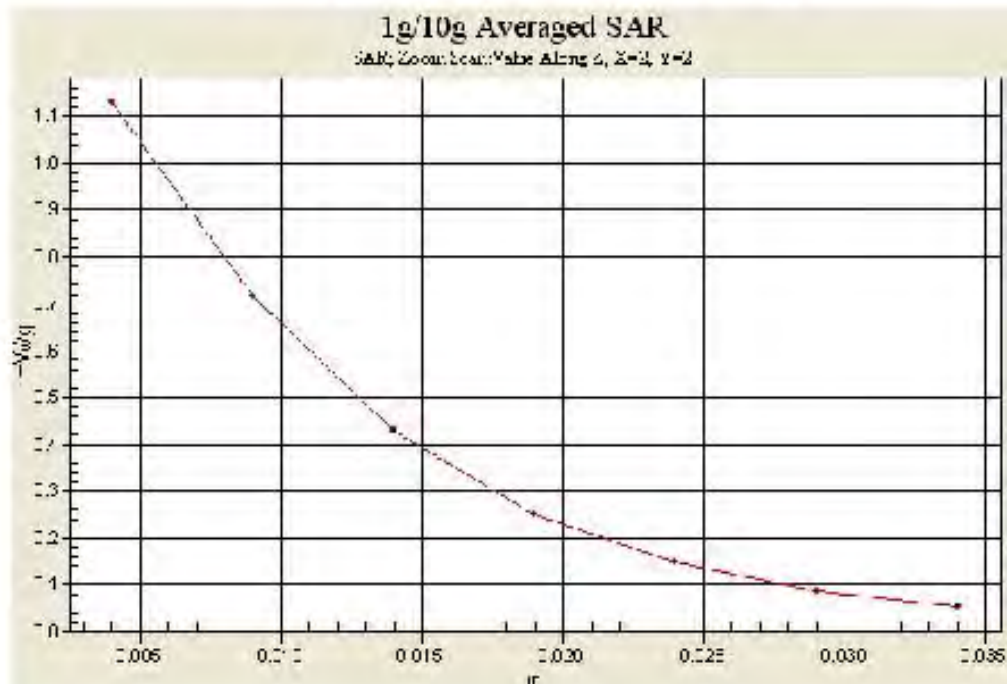
Test Date: 2012-01-15; Ambient Temp: 22.2; Tissue Temp: 22.5

Left Touch, PCS1900 Ch. 512, Ant Internal, Standard Battery**Area Scan (71x101x1):** Measurement grid: dx=15mm, dy=15mm**Zoom Scan (5x5x7)/Cube 0:** Measurement grid: dx=8mm, dy=8mm, dz=5mm

Power Drift = 0.011 dB

Peak SAR (extrapolated) = 1.71 W/kg

SAR(1 g) = 1.02 W/kg; SAR(10 g) = 0.547 W/kg



DIGITAL EMC CO., LTD**DUT: LG-C195; Type: Bar**

Communication System: PCS1900; Frequency: 1850.2 MHz; Duty Cycle: 1:2.77
 Medium parameters used: $f = 1850.2$ MHz; $\sigma = 1.49$ mho/m; $\epsilon_r = 52.3$; $\rho = 1000$ kg/m³
 Phantom section: Flat Section

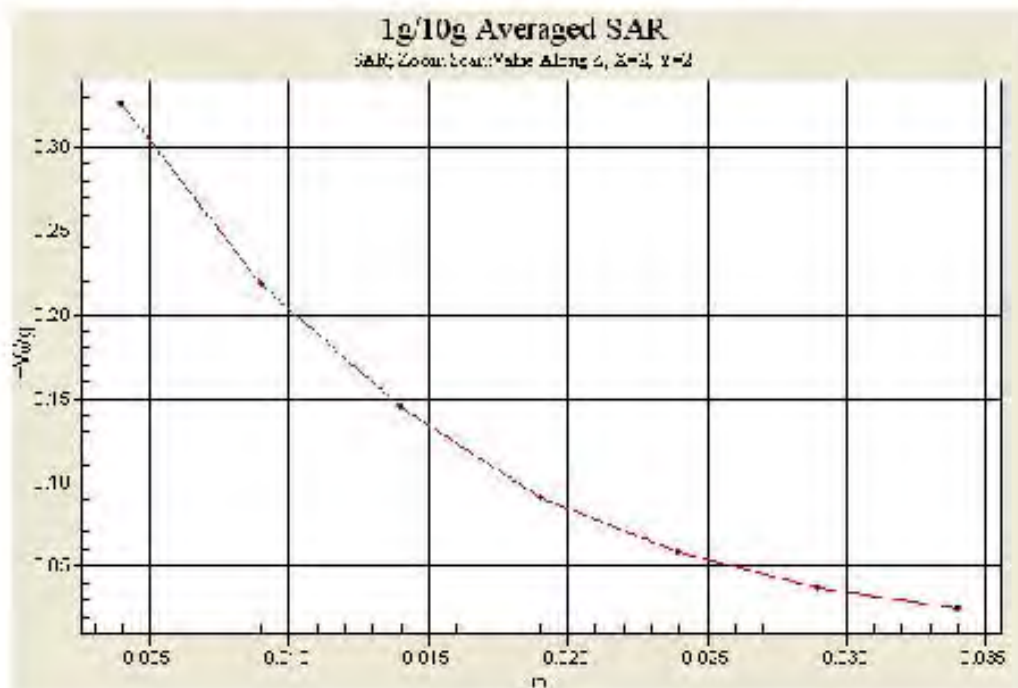
DASY4 Configuration:

Probe: ET3DV6 - SN1715; ConvF(4.5, 4.5, 4.5); Calibrated: 2011-09-22; Electronics: DAE4 Sn912
 Phantom: SAM 1800/1900 MHz; Type: SAM; Serial: TP-1224
 Measurement SW: DASY4, V4.7 Build 80; Postprocessing SW: SEMCAD, V1.8 Build 186

Test Date: 2012-01-15; Ambient Temp: 22.2; Tissue Temp: 22.5

1.5 cm space from Body, Rear, PCS1900 GPRS Class 11, Ch. 512, Ant. Internal

Area Scan (71x121x1): Measurement grid: dx=15mm, dy=15mm
Zoom Scan (5x5x7)/Cube 0: Measurement grid: dx=8mm, dy=8mm, dz=5mm
 Power Drift = 0.026 dB
 Peak SAR (extrapolated) = 0.452 W/kg
 SAR(1 g) = 0.297 W/kg; SAR(10 g) = 0.181 W/kg



DIGITAL EMC CO., LTD

DUT: LG-C195; Type: Bar

Communication System: W-LAN; Frequency: 2437 MHz; Duty Cycle: 1:1
 Medium parameters used: $f = 2437 \text{ MHz}$; $\sigma = 1.81 \text{ mho/m}$; $\epsilon_r = 38.8$; $\rho = 1000 \text{ kg/m}^3$
 Phantom section: Right Section

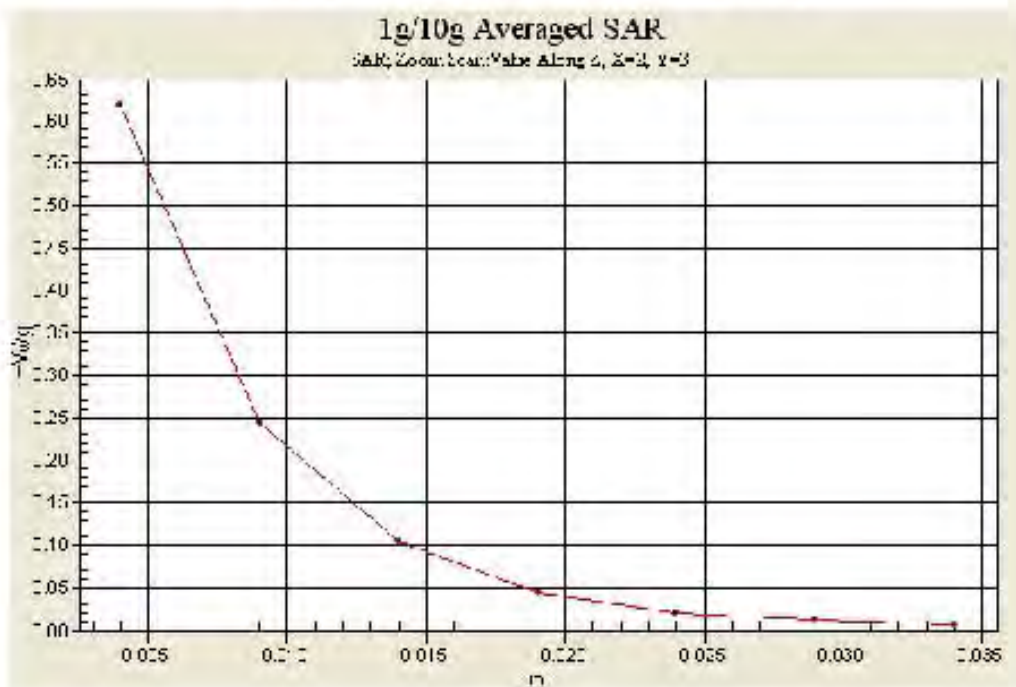
DASY4 Configuration:

Probe: ET3DV6 - SN1715; ConvF(4.43, 4.43, 4.43); Calibrated: 2011-09-22; Electronics: DAE4 Sn912
 Phantom: SAM 1800/1900 MHz; Type: SAM; Serial: TP-1224
 Measurement SW: DASY4, V4.7 Build 80; Postprocessing SW: SEMCAD, V1.8 Build 186

Test Date: 2012-02-04; Ambient Temp: 22.0; Tissue Temp: 22.3

Right Tilt, W-LAN(802.11b) Ch. 6, Ant Internal, Standard Battery

Area Scan (81x111x1): Measurement grid: $dx=15\text{mm}$, $dy=15\text{mm}$
Zoom Scan (5x5x7)/Cube 0: Measurement grid: $dx=8\text{mm}$, $dy=8\text{mm}$, $dz=5\text{mm}$
 Power Drift = -0.012 dB
 Peak SAR (extrapolated) = 1.54 W/kg
 SAR(1 g) = 0.543 W/kg; SAR(10 g) = 0.221 W/kg



DIGITAL EMC CO., LTD**DUT: LG-C195; Type: Bar**

Communication System: W-LAN; Frequency: 2462 MHz; Duty Cycle: 1:1
 Medium parameters used: $f = 2462$ MHz; $\sigma = 2.01$ mho/m; $\epsilon_r = 53.4$; $\rho = 1000$ kg/m³
 Phantom section: Flat Section

DASY4 Configuration:

Probe: ET3DV6 - SN1715; ConvF(4.06, 4.06, 4.06); Calibrated: 2011-09-22; Electronics: DAE4 Sn912
 Phantom: SAM 1800/1900 MHz; Type: SAM; Serial: TP-1224
 Measurement SW: DASY4, V4.7 Build 80; Postprocessing SW: SEMCAD, V1.8 Build 186

Test Date: 2012-02-04; Ambient Temp: 22.0; Tissue Temp: 22.3

1.5 cm space from Body, Front, W-LAN(802.11b), Ch. 11, Ant. Internal

Area Scan (81x121x1): Measurement grid: dx=15mm, dy=15mm
Zoom Scan (5x5x7)/Cube 0: Measurement grid: dx=8mm, dy=8mm, dz=5mm
 Power Drift = 0.190 dB
 Peak SAR (extrapolated) = 0.405 W/kg
 SAR(1 g) = 0.180 W/kg; SAR(10 g) = 0.093 W/kg

