




APPENDIX F: SAR TEST SETUP PHOTOGRAPHS



FCC ID: ZNFB460		SAR EVALUATION REPORT		Reviewed by: Quality Manager
Test Dates: 05/19/14 - 05/22/14	DUT Type: Portable Handset			APPENDIX F: Page 1 of 5



SAR Test Setup Photo 1 – Right Cheek



SAR Test Setup Photo 2 – Right Tilt



FCC ID: ZNFB460		SAR EVALUATION REPORT		Reviewed by: Quality Manager
Test Dates: 05/19/14 - 05/22/14	DUT Type: Portable Handset	APPENDIX F: Page 2 of 5		




SAR Test Setup Photo 3 – Left Cheek





SAR Test Setup Photo 4 – Left Tilt

FCC ID: ZNFB460		SAR EVALUATION REPORT		Reviewed by: Quality Manager
Test Dates: 05/19/14 - 05/22/14	DUT Type: Portable Handset	APPENDIX F: Page 3 of 5		





SAR Test Setup Photo 5 – Back side at 1.5 cm

FCC ID: ZNFB460		SAR EVALUATION REPORT		Reviewed by: Quality Manager
Test Dates: 05/19/14 - 05/22/14	DUT Type: Portable Handset			APPENDIX F: Page 4 of 5



SAR Test Setup Photo 6 – Horizontal and Vertical Reference Lines

FCC ID: ZNFB460	 <small>PROFESSIONAL LABORATORY, INC.</small>	SAR EVALUATION REPORT		Reviewed by: Quality Manager
Test Dates: 05/19/14 - 05/22/14	DUT Type: Portable Handset	APPENDIX F: Page 5 of 5		