

13. TEST SETUP PHOTOGRAPHS





FCC ID: ZNFB450	 PCTEST ENGINEERING LABORATORY, INC.	HAC (T-COIL) TEST REPORT	 LG	Reviewed by: Quality Manager
Filename: 0Y1405161015.ZNF	Test Dates: May 27-28, 2014	EUT Type: Portable Handset		Page 35 of 37



Figure 13-1
Test Setup for Wireless Device



Figure 13-2
Test Setup for Wireless Device

FCC ID:ZNF450	 <small>ENGINEERING LABORATORY, INC.</small>	HAC (T-COIL) TEST REPORT	 Reviewed by: Quality Manager
Filename: 0Y1405161015.ZNF	Test Dates: May 27-28, 2014	EUT Type: Portable Handset	Page 36 of 37





Axial

Radial (Transverse)

Figure 13-3
T-Coil Scan Overlay Magnetic Field Distributions

Note: Final measurement locations are indicated by a cursor on the contour plots.

FCC ID:ZNFB450	 <small>ENGINEERING LABORATORY, INC.</small>	HAC (T-COIL) TEST REPORT	 Reviewed by: Quality Manager
Filename: 0Y1405161015.ZNF	Test Dates: May 27-28, 2014	EUT Type: Portable Handset	Page 37 of 37