





## 17. TEST PHOTOGRAPHS

See following Attached Pages for setup photographs.



<b>FCC ID:</b> ZNFAS695	 <b>PCTEST</b> ENGINEERING LABORATORY, INC.	<b>HAC (RF EMISSIONS) TEST REPORT</b>	 <b>LG</b>	<b>Reviewed by:</b> Quality Manager
<b>HAC Filename:</b> 0Y1203090282.ZNF	<b>Test Dates:</b> March 14-15, 2012	<b>EUT Type:</b> Portable Handset		Page 75 of 77

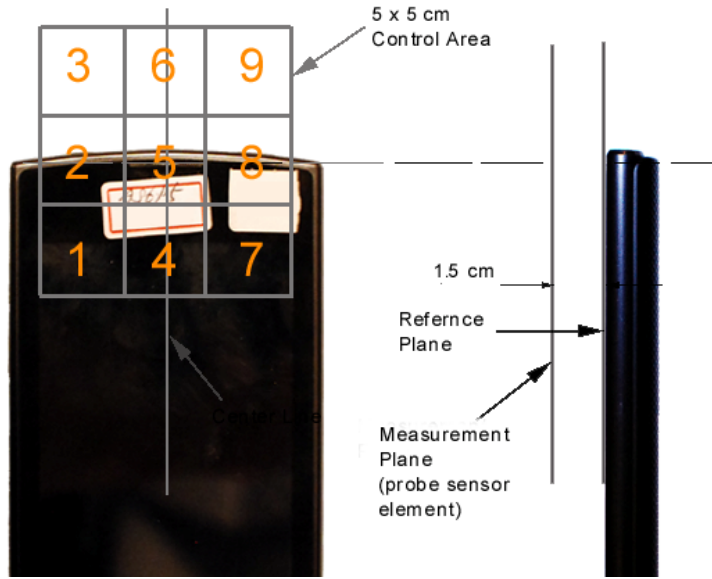


**Figure 17-1**  
**Ear Reference Point HAC Phantom Alignment**




**Figure 17-2**  
**HAC Phantom Plane Alignment**


<b>FCC ID:</b> ZNFAS695		<b>HAC (RF EMISSIONS) TEST REPORT</b>	 <b>Reviewed by:</b> Quality Manager
<b>HAC Filename:</b> OY1203090282.ZNF	<b>Test Dates:</b> March 14-15, 2012	<b>EUT Type:</b> Portable Handset	Page 76 of 77



**Figure 17-3**  
5x5 Scan grid above WD



**Figure 17-4**  
E-Field WD Scan overlay



**Figure 17-5**  
H-Field WD Scan overlay

FCC ID: ZNFAS695	PCTEST ENGINEERING LABORATORY, INC.	HAC (RF EMISSIONS) TEST REPORT	LG	Reviewed by: Quality Manager
HAC Filename: 0Y1203090282.ZNF	Test Dates: March 14-15, 2012	EUT Type: Portable Handset		Page 77 of 77