

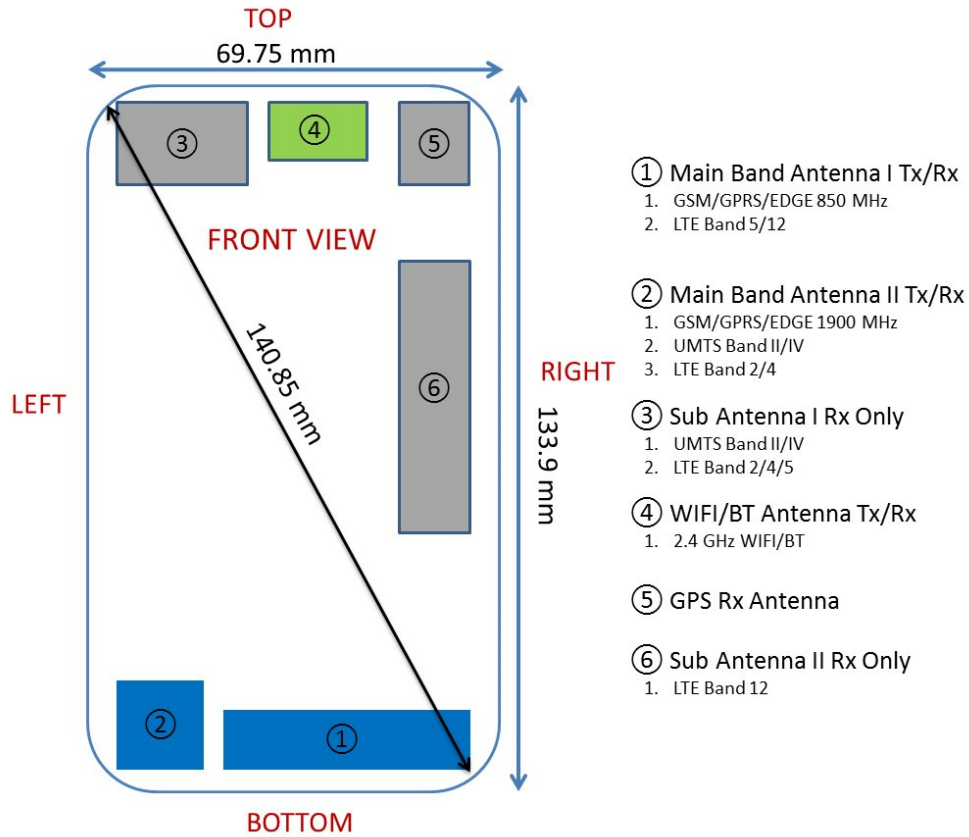




# APPENDIX F: DUT ANTENNA DIAGRAM & SAR TEST SETUP PHOTOGRAPHS


<b>FCC ID</b> ZNFAS110		<b>SAR EVALUATION REPORT</b>		<b>Reviewed by:</b> Quality Manager
<b>Test Dates:</b> 01/22/17 - 02/06/17	<b>DUT Type:</b> Portable Handset			APPENDIX F: Page 1 of 8




Note: Exact antenna dimensions and separation distances are shown in the Technical Descriptions in the FCC Filing.

**Figure F-1**  
**DUT Antenna Locations**



<b>FCC ID</b> ZNFAS110		<b>SAR EVALUATION REPORT</b>		<b>Reviewed by:</b> Quality Manager
<b>Test Dates:</b> 01/22/17 - 02/06/17	<b>DUT Type:</b> Portable Handset			<b>APPENDIX F:</b> Page 2 of 8




**SAR Test Setup Photo 1: Right Cheek**




**SAR Test Setup Photo 2: Right Tilt**



<b>FCC ID</b> ZNFAS110	 <small>PCTEST ENGINEERING LABORATORY, INC.</small>	<b>SAR EVALUATION REPORT</b>		<b>Reviewed by:</b> Quality Manager
<b>Test Dates:</b> 01/22/17 - 02/06/17	<b>DUT Type:</b> Portable Handset	<b>APPENDIX F:</b> Page 3 of 8		




**SAR Test Setup Photo 3: Left Cheek**




**SAR Test Setup Photo 4: Left Tilt**



<b>FCC ID</b> ZNFAS110		<b>SAR EVALUATION REPORT</b>		<b>Reviewed by:</b> Quality Manager
<b>Test Dates:</b> 01/22/17 - 02/06/17	<b>DUT Type:</b> Portable Handset	<b>APPENDIX F:</b> Page 4 of 8		



**SAR Test Setup Photo 5: Back Side at 10 mm**



**SAR Test Setup Photo 6: Front Side at 10 mm**



<b>FCC ID</b> ZNFAS110		<b>SAR EVALUATION REPORT</b>		<b>Reviewed by:</b> Quality Manager
<b>Test Dates:</b> 01/22/17 - 02/06/17	<b>DUT Type:</b> Portable Handset	<b>APPENDIX F:</b> Page 5 of 8		



**SAR Test Setup Photo 7: Top Edge at 10 mm**



**SAR Test Setup Photo 8: Bottom Edge at 10 mm**



FCC ID ZNFAS110	 <small>ENGINEERING LABORATORY, INC.</small>	SAR EVALUATION REPORT		Reviewed by: Quality Manager
Test Dates: 01/22/17 - 02/06/17	DUT Type: Portable Handset	APPENDIX F: Page 6 of 8		



**SAR Test Setup Photo 9: Right Edge at 10 mm**





**SAR Test Setup Photo 10: Left Edge at 10 mm**

<b>FCC ID</b> ZNFAS110	 <small>PCTEST ENGINEERING LABORATORY, INC.</small>	<b>SAR EVALUATION REPORT</b>		<b>Reviewed by:</b> Quality Manager
<b>Test Dates:</b> 01/22/17 - 02/06/17	<b>DUT Type:</b> Portable Handset	<b>APPENDIX F:</b> Page 7 of 8		



**SAR Test Setup Photo 11: Horizontal and Vertical Reference Lines**

FCC ID ZNFAS110		SAR EVALUATION REPORT		Reviewed by: Quality Manager
Test Dates: 01/22/17 - 02/06/17	DUT Type: Portable Handset			APPENDIX F: Page 8 of 8