



APPENDIX F: SAR TEST SETUP PHOTOGRAPHS



FCC ID: ZNFA380	 PCTEST ENGINEERING LABORATORY, INC.	SAR EVALUATION REPORT	 LG	Reviewed by: Quality Manager
Test Dates: 08/13/13 - 09/21/13	DUT Type: Portable Handset			APPENDIX F: Page 1 of -29



SAR Test Setup Photo 1 – Mouth Jaw Replacing Right Cheek



SAR Test Setup Photo 2 - Mouth Jaw Replacing Left Cheek



FCC ID: ZNFA380		SAR EVALUATION REPORT		Reviewed by: Quality Manager
Test Dates: 08/13/13 - 09/21/13	DUT Type: Portable Handset			APPENDIX F: Page 2 of -29



SAR Test Setup Photo 3 – Right Cheek




SAR Test Setup Photo 4 – Right Tilt



FCC ID: ZNFA380		SAR EVALUATION REPORT		Reviewed by: Quality Manager
Test Dates: 08/13/13 - 09/21/13	DUT Type: Portable Handset	APPENDIX F: Page 3 of -29		



SAR Test Setup Photo 5 – Left Cheek



SAR Test Setup Photo 6 – Left Tilt



FCC ID: ZNFA380		SAR EVALUATION REPORT		Reviewed by: Quality Manager
Test Dates: 08/13/13 - 09/21/13	DUT Type: Portable Handset	APPENDIX F: Page 4 of -29		



SAR Test Setup Photo 7 – Back Side at 1.5 cm



SAR Test Setup Photo 8 – Horizontal and Vertical Reference Line

FCC ID: ZNFA380	 <small>ENGINEERING LABORATORY, INC.</small>	SAR EVALUATION REPORT	 Reviewed by: Quality Manager
Test Dates: 08/13/13 - 09/21/13	DUT Type: Portable Handset	APPENDIX F: Page 5 of 5	