



PCTEST ENGINEERING LABORATORY, INC.

6660-B Dobbin Road, Columbia, MD 21045 USA
Tel. 410.290.6652 / Fax 410.290.6654
http://www.pctestlab.com



MEASUREMENT REPORT FCC Part 22,24 / IC RSS-132 RSS-133

Applicant Name:
LG Electronics MobileComm U.S.A
1000 Sylvan Avenue
Englewood Cliffs, NJ 07632
United States

Date of Testing:
August 01 - 27, 2013
Test Site/Location:
PCTEST Lab., Columbia, MD, USA
Test Report Serial No.:
0Y1307291489.ZNF

FCC ID:	ZNFA380
APPLICANT:	LG ELECTRONICS MOBILECOMM U.S.A

Application Type: Certification
Model(s): A380, LG-A380, LGA380
EUT Type: Portable Handset
FCC Classification: PCS Licensed Transmitter Held to Ear (PCE)
FCC Rule Part(s): §2 §22(H) §24(E)
IC Specification(s): RSS-132 Issue 3 RSS-133 Issue 6
Test Procedure(s): ANSI/TIA-603-C-2004, KDB 971168 V02R01
Test Device Serial No.: *identical prototype* [S/N: 307KPSL000078]

Mode	Tx Frequency (MHz)	Emission Designator	ERP/EIRP	
			Max. Power (W)	Max. Power (dBm)
GSM850	824.2 - 848.8	244KGXW	0.934	29.71
EDGE850	824.2 - 848.8	251KG7W	0.292	24.66
GSM1900	1850.2 - 1909.8	250KGXW	1.665	32.21
EDGE1900	1850.2 - 1909.8	250KG7W	0.535	27.28
WCDMA850	826.4 - 846.6	4M17F9W	0.130	21.15
WCDMA1900	1852.4 - 1907.6	4M16F9W	0.239	23.78

This equipment has been shown to be capable of compliance with the applicable technical standards as indicated in the measurement report and was tested in accordance with the measurement procedures specified in §2.947. Test results reported herein relate only to the item(s) tested.

I attest to the accuracy of data. All measurements reported herein were performed by me or were made under my supervision and are correct to the best of my knowledge and belief. I assume full responsibility for the completeness of these measurements and vouch for the qualifications of all persons taking them.



Randy Ortañez
President

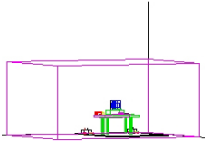


FCC ID: ZNFA380	FCC Pt. 22,24 GSM/EDGE/WCDMA MEASUREMENT REPORT (CERTIFICATION)	LG	Reviewed by: Quality Manager
Test Report S/N: 0Y1307291489.ZNF	Test Dates: August 01 - 27, 2013	EUT Type: Portable Handset	Page 1 of 55

T A B L E O F C O N T E N T S

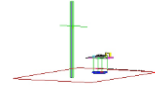
FCC PART 22,24 MEASUREMENT REPORT		3
1.0 INTRODUCTION		4
1.1 SCOPE		4
1.2 TESTING FACILITY.....		4
2.0 PRODUCT INFORMATION.....		5
2.1 EQUIPMENT DESCRIPTION		5
2.2 DEVICE CAPABILITIES.....		5
2.3 TEST CONFIGURATION.....		5
2.4 EMI SUPPRESSION DEVICE(S)/MODIFICATIONS		5
3.0 DESCRIPTION OF TESTS		6
3.1 EVALUATION PROCEDURE		6
3.2 CELLULAR - BASE FREQUENCY BLOCKS.....		6
3.3 CELLULAR - MOBILE FREQUENCY BLOCKS.....		6
3.4 PCS - BASE FREQUENCY BLOCKS.....		6
3.5 PCS - MOBILE FREQUENCY BLOCKS.....		7
3.6 OCCUPIED BANDWIDTH		7
3.7 SPURIOUS AND HARMONIC EMISSIONS AT ANTENNA TERMINAL.....		7
3.8 RADIATED POWER AND RADIATED SPURIOUS EMISSIONS		7
3.9 PEAK-AVERAGE RATIO.....		8
3.10 FREQUENCY STABILITY / TEMPERATURE VARIATION		9
4.0 TEST EQUIPMENT CALIBRATION DATA		10
5.0 SAMPLE CALCULATIONS		11
6.0 TEST RESULTS.....		12
6.1 SUMMARY.....		12
6.2 CELLULAR EFFECTIVE RADIATED POWER (ERP)		13
6.3 PCS EQUIVALENT ISOTROPIC POWER (EIRP)		14
6.4 CELLULAR GSM RADIATED MEASUREMENTS		15
6.5 CELLULAR WCDMA RADIATED MEASUREMENTS		18
6.6 PCS GSM RADIATED MEASUREMENTS		21
6.7 PCS WCDMA RADIATED MEASUREMENTS		24
6.8 CELLULAR GSM FREQUENCY STABILITY MEASUREMENTS.....		27
6.9 CELLULAR WCDMA FREQUENCY STABILITY MEASUREMENTS		29
6.10 PCS GSM FREQUENCY STABILITY MEASUREMENTS.....		31
6.11 PCS WCDMA FREQUENCY STABILITY MEASUREMENTS		33
7.0 PLOTS OF EMISSIONS.....		35
8.0 CONCLUSION.....		55

FCC ID: ZNFA380	 FCC Pt. 22,24 GSM/EDGE/WCDMA MEASUREMENT REPORT (CERTIFICATION)		Reviewed by: Quality Manager
Test Report S/N: 0Y1307291489.ZNF	Test Dates: August 01 - 27, 2013	EUT Type: Portable Handset	
			Page 2 of 55



MEASUREMENT REPORT

FCC Part 22,24




§2.1033 General Information



APPLICANT: LG Electronics MobileComm U.S.A
APPLICANT ADDRESS: 1000 Sylvan Avenue
 Englewood Cliffs, NJ 07632, United States
TEST SITE: PCTEST ENGINEERING LABORATORY, INC.
TEST SITE ADDRESS: 6660-B Dobbin Road, Columbia, MD 21045 USA
FCC RULE PART(S): §2 §22(H) §24(E)
BASE MODEL: A380
FCC ID: ZNFA380
FCC CLASSIFICATION: PCS Licensed Transmitter Held to Ear (PCE)
MODE: GSM/EDGE/WCDMA
FREQUENCY TOLERANCE: ±0.00025 % (2.5 ppm)
Test Device Serial No.: 307KPSL000078 Production Pre-Production Engineering
DATE(S) OF TEST: August 01 - 27, 2013
TEST REPORT S/N: 0Y1307291489.ZNF

Test Facility / Accreditations

Measurements were performed at PCTEST Engineering Lab located in Columbia, MD 21046, U.S.A.

- PCTEST facility is an FCC registered (PCTEST Reg. No. 159966) test facility with the site description report on file and has met all the requirements specified in Section 2.948 of the FCC Rules and Industry Canada (2451B-1).
- PCTEST Lab is accredited to ISO 17025 by U.S. National Institute of Standards and Technology (NIST) under the National Voluntary Laboratory Accreditation Program (NVLAP Lab code: 100431-0) in EMC, FCC and Telecommunications.
- PCTEST Lab is accredited to ISO 17025-2005 by the American Association for Laboratory Accreditation (A2LA) in Specific Absorption Rate (SAR) testing, Hearing Aid Compatibility (HAC) testing, CTIA Test Plans, and wireless testing for FCC and Industry Canada Rules.
- PCTEST Lab is a recognized U.S. Conformity Assessment Body (CAB) in EMC and R&TTE (n.b. 0982) under the U.S.-EU Mutual Recognition Agreement (MRA).
- PCTEST TCB is a Telecommunication Certification Body (TCB) accredited to ISO/IEC Guide 65 by the American National Standards Institute (ANSI) in all scopes of FCC Rules and Industry Canada Standards (RSS).
- PCTEST facility is an IC registered (2451B-1) test laboratory with the site description on file at Industry Canada.
- PCTEST is a CTIA Authorized Test Laboratory (CATL) for AMPS, CDMA, and EvDO wireless devices and for Over-the-Air (OTA) Antenna Performance testing for AMPS, CDMA, GSM, GPRS, EGPRS, UMTS (W-CDMA), CDMA 1xEVDO, and CDMA 1xRTT.



FCC ID: ZNFA380	 FCC Pt. 22,24 GSM/EDGE/WCDMA MEASUREMENT REPORT (CERTIFICATION)		Reviewed by: Quality Manager
Test Report S/N: 0Y1307291489.ZNF	Test Dates: August 01 - 27, 2013	EUT Type: Portable Handset	Page 3 of 55

1.0 INTRODUCTION

1.1 Scope

Measurement and determination of electromagnetic emissions (EME) of radio frequency devices including intentional and/or unintentional radiators for compliance with the technical rules and regulations of the Federal Communications Commission and the Industry Canada Certification and Engineering Bureau.

1.2 Testing Facility

The map below shows the location of the PCTEST LABORATORY, its proximity to the FCC Laboratory, the Columbia vicinity, the Baltimore-Washington Intern't'l (BWI) airport, the city of Baltimore and the Washington, DC area. (See Figure 1-1).

These measurement tests were conducted at the PCTEST Engineering Laboratory, Inc. facility located at 7185 Oakland Mills Road, Columbia, MD 21046. The site coordinates are 39° 10'23" N latitude and 76° 49'50" W longitude. The facility is 0.4 miles North of the FCC laboratory, and the ambient signal and ambient signal strength are approximately equal to those of the FCC laboratory. The detailed description of the measurement facility was found to be in compliance with the requirements of § 2.948 according to ANSI C63.4-2009 on February 15, 2012.

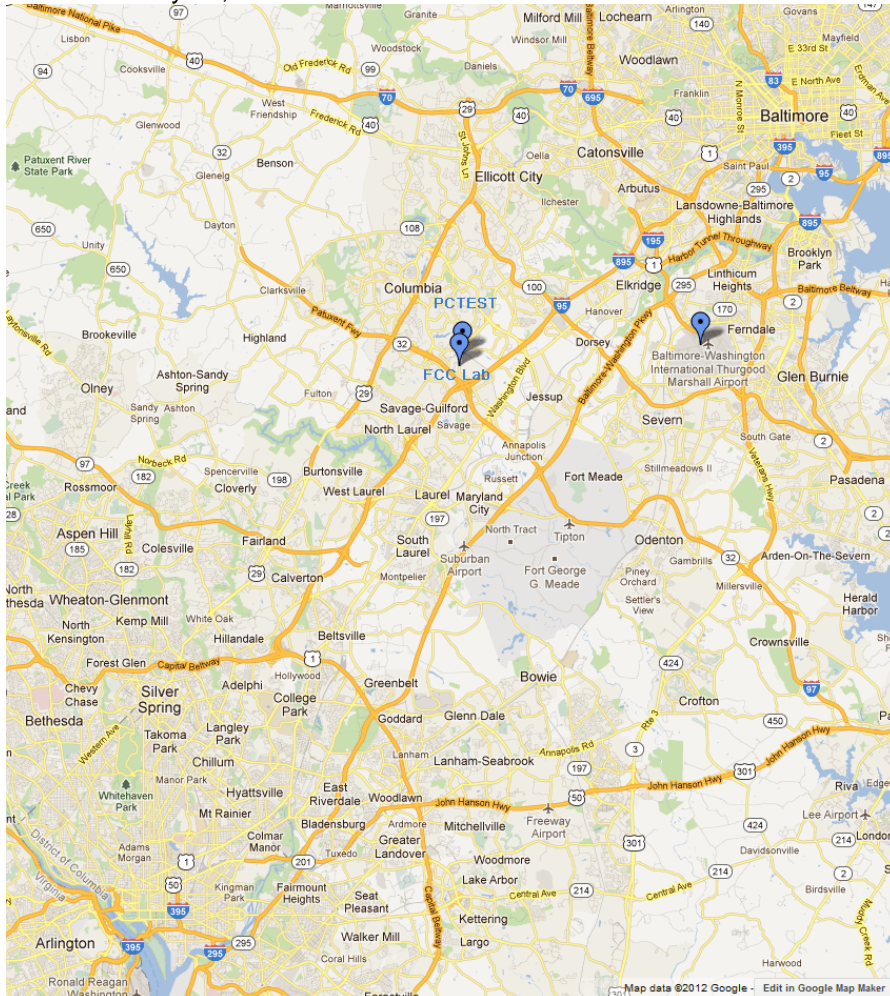



Figure 1-1. Map of the Greater Baltimore and Metropolitan Washington, D.C. area

FCC ID: ZNFA380		FCC Pt. 22,24 GSM/EDGE/WCDMA MEASUREMENT REPORT (CERTIFICATION)		Reviewed by: Quality Manager
Test Report S/N: 0Y1307291489.ZNF	Test Dates: August 01 - 27, 2013	EUT Type: Portable Handset	Page 4 of 55	

2.0 PRODUCT INFORMATION

2.1 Equipment Description

The Equipment Under Test (EUT) is the **LG Portable Handset FCC ID: ZNFA380**. The test data contained in this report pertains only to the emissions due to the EUT's 2G/3G licensed transmitters.

2.2 Device Capabilities

This device contains the following capabilities:


850/1900 GSM/GPRS/EDGE, 850/1900 WCDMA, Bluetooth (1x,EDR)

2.3 Test Configuration

The LG Portable Handset FCC ID: ZNFA380 was tested per the guidance of ANSI/TIA-603-C-2004 and KDB 971168 V02R01. See Section 3.0 of this test report for a description of the radiated and antenna port conducted emissions tests.

2.4 EMI Suppression Device(s)/Modifications

No EMI suppression device(s) were added and no modifications were made during testing.

FCC ID: ZNFA380		FCC Pt. 22,24 GSM/EDGE/WCDMA MEASUREMENT REPORT (CERTIFICATION)		Reviewed by: Quality Manager
Test Report S/N: 0Y1307291489.ZNF	Test Dates: August 01 - 27, 2013	EUT Type: Portable Handset		Page 5 of 55

3.0 DESCRIPTION OF TESTS

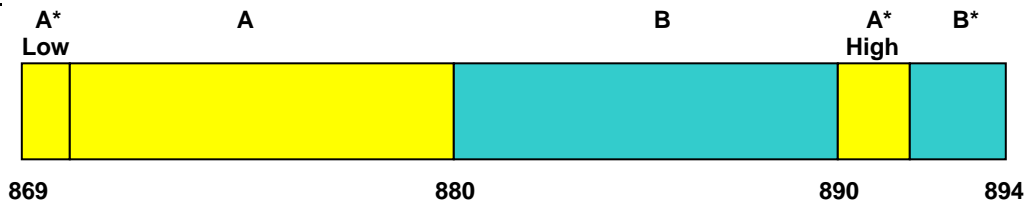
3.1 Evaluation Procedure

The measurement procedures described in the “Land Mobile FM or PM – Communications Equipment – Measurements and Performance Standards” (ANSI/TIA-603-C-2004) and “Procedures for Compliance Measurement of the Fundamental Emission Power of Licensed Wideband (> 1 MHz) Digital Transmission Systems” (KDB 971168 V02R01) were used in the measurement of the **LG Portable Handset FCC ID: ZNFA380**.

Deviation from Measurement Procedure.....None

3.2 Cellular - Base Frequency Blocks

§22.905



BLOCK 1: 869 – 880 MHz (A* Low + A)

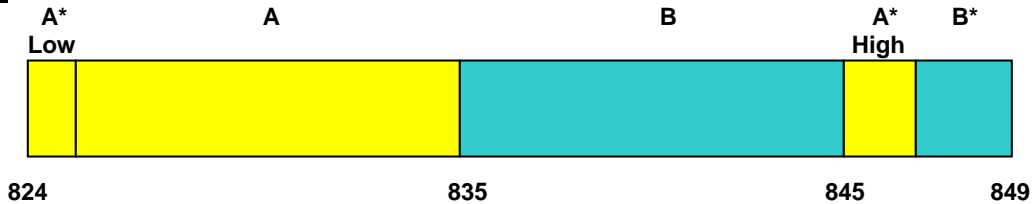
BLOCK 3: 890 – 891.5 MHz (A* High)

BLOCK 2: 880 – 890 MHz (B)

BLOCK 4: 891.5 – 894 MHz (B*)

3.3 Cellular - Mobile Frequency Blocks

§22.905



BLOCK 1: 824 – 835 MHz (A* Low + A)

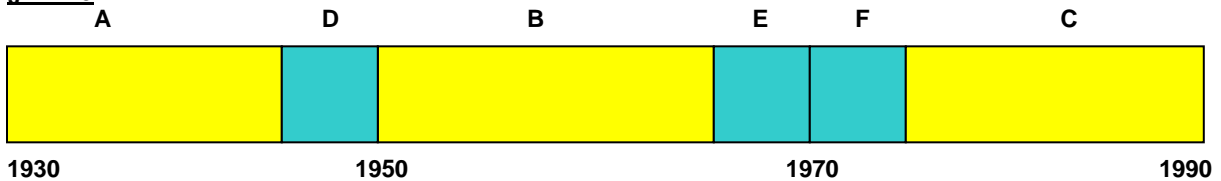
BLOCK 3: 845 – 846.5 MHz (A* High)

BLOCK 2: 835 – 845 MHz (B)

BLOCK 4: 846.5 – 849 MHz (B*)

3.4 PCS - Base Frequency Blocks

§24.229



BLOCK 1: 1930 – 1945 MHz (A)

BLOCK 4: 1965 – 1970 MHz (E)

BLOCK 2: 1945 – 1950 MHz (D)

BLOCK 5: 1970 – 1975 MHz (F)

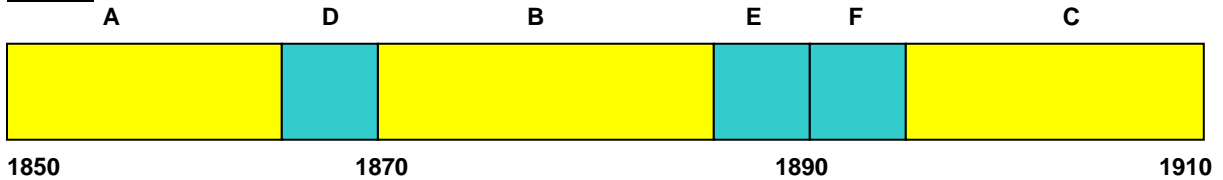
BLOCK 3: 1950 – 1965 MHz (B)

BLOCK 6: 1975 – 1990 MHz (C)

FCC ID: ZNFA380	PCTEST ENGINEERING LABORATORY, INC.	FCC Pt. 22,24 GSM/EDGE/WCDMA MEASUREMENT REPORT (CERTIFICATION)	LG	Reviewed by: Quality Manager
Test Report S/N: 0Y1307291489.ZNF	Test Dates: August 01 - 27, 2013	EUT Type: Portable Handset		Page 6 of 55

3.5 PCS - Mobile Frequency Blocks

§24.229



BLOCK 1: 1850 – 1865 MHz (A)

BLOCK 4: 1885 – 1890 MHz (E)

BLOCK 2: 1865 – 1870 MHz (D)

BLOCK 5: 1890 – 1895 MHz (F)

BLOCK 3: 1870 – 1885 MHz (B)

BLOCK 6: 1895 – 1910 MHz (C)

3.6 Occupied Bandwidth

§2.1049 RSS-Gen(4.6.1) RSS-133(2.3)

The occupied bandwidth, that is the frequency bandwidth such that, below its lower and above its upper frequency limits, the mean powers radiated are each equal to 0.5 percent of the total mean power radiated by a given emission shall be measured. The spectrum analyzers’ “occupied bandwidth” measurement function was used to record the occupied bandwidth in accordance with KDB 971168 V02R01.

3.7 Spurious and Harmonic Emissions at Antenna Terminal



§2.1051 §22.917(a) §24.238(a) RSS-132(4.5.1) RSS-133(6.5.1)

The level of the carrier and the various conducted spurious and harmonic frequencies is measured by means of a calibrated spectrum analyzer. The spectrum is scanned from the lowest frequency generated in the equipment up to a frequency including its 10th harmonic. On any frequency outside a licensee’s frequency block, the power of any emission shall be attenuated below the transmitter power (P) by at least 43 + 10 log(P) dB. Compliance with these provisions is based on the use of measurement instrumentation employing a resolution bandwidth of 100 kHz or greater for Part 22 and 1 MHz or greater for Part 24. However, in the 1 MHz bands immediately outside and adjacent to the frequency block a resolution bandwidth of at least one percent of the emission bandwidth of the fundamental emission of the transmitter may be employed. The emission bandwidth is defined as the width of the signal between two points, one below the carrier center frequency and one above the carrier center frequency, outside of which all emission are attenuated at least 26 dB below the transmitter power.

3.8 Radiated Power and Radiated Spurious Emissions

§2.1053 §22.913(a.2) §22.917(a) §24.232(c) §24.238(a) RSS-132(4.4) RSS-132(4.5.1) RSS-133(6.4) RSS-133(6.5.1)

Radiated power measurements are performed on the 3 meter OATS per the guidelines of ANSI/TIA-603-C-2004. The measurement area is situated on an 18 meter x 20 meter galvanized 1/2" hardware cloth as the conducting ground plane. This material is sewn together in sections 4 feet wide and 60 feet long. A total of eighteen sections are required to cover the entire measurement area. Sections are laid across the width of the pad, overlapped 1" and sewn and soldered together at intervals of 3" (7.6 cm.) The terrain of the test site is reasonably flat and level. Power and cable to the test site are buried 18" deep into the ground outside the perimeter of the site. An all-weather non-metallic housing is situated on a 2 x 3 meter area adjacent to the measurement area to house the test equipment. The equipment under test was transmitting while connected to its integral antenna and is placed on a wooden turntable 80cm above the ground plane and 3 meters from the receive antenna. The receive antenna height is adjusted between 1 and 4 meter height, the turntable is rotated through 360 degrees, and the EUT is manipulated through all orthogonal planes representative of its typical use to achieve the highest reading on the receive spectrum

FCC ID: ZNFA380	 PCTEST ENGINEERING LABORATORY, INC.	FCC Pt. 22,24 GSM/EDGE/WCDMA MEASUREMENT REPORT (CERTIFICATION)	 LG	Reviewed by: Quality Manager
Test Report S/N: 0Y1307291489.ZNF	Test Dates: August 01 - 27, 2013	EUT Type: Portable Handset	Page 7 of 55	

analyzer. Radiated power levels are also investigated with the receive antenna horizontally and vertically polarized. The maximized power level is recorded using the spectrum analyzer “Channel Power” function with the integration band set to the emissions’ occupied bandwidth, a RMS detector, RBW = 100kHz, VBW = 300kHz, and a 1 second sweep time over a minimum of 10 sweeps, per the guidelines of KDB 971168 V02R01.

Per the guidance of ANSI/TIA-603-C-2004, a half-wave dipole is then substituted in place of the EUT. For emissions above 1GHz, a horn antenna is substituted in place of the EUT. The substitute antenna is driven by a signal generator with the level of the signal generator being adjusted to obtain the same receive spectrum analyzer level previously recorded from the spurious emission from the EUT. The power of the emission is calculated using the following formula:

$$P_d \text{ [dBm]} = P_g \text{ [dBm]} - \text{cable loss [dB]} + \text{antenna gain [dBd/dBi]}$$

Where, P_d is the dipole equivalent power, P_g is the generator output into the substitution antenna, and the antenna gain is the gain of the substitute antenna used relative to either a half-wave dipole (dBd) or an isotropic source (dBi). The substitute level is equal to $P_g \text{ [dBm]} - \text{cable loss [dB]}$.

The calculated P_d levels are then compared to the absolute spurious emission limit of -13dBm which is equivalent to the required minimum attenuation of $43 + 10\log_{10}(\text{Power}_{\text{[Watts]}})$ specified in 22.917(a) and 24.238(a).

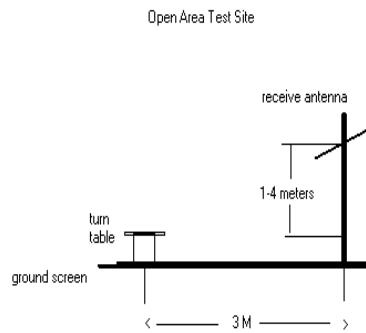




Figure 3-1. Diagram of 3-meter outdoor test range

3.9 Peak-Average Ratio

§24.232(d) RSS-132(5.4) RSS-133(6.4)

A peak to average ratio measurement is performed at the conducted port of the EUT. The spectrum analyzers Complementary Cumulative Distribution Function (CCDF) measurement profile is used to determine the largest deviation between the average and the peak power of the EUT in a given bandwidth. The CCDF curve shows how much time the peak waveform spends at or above a given average power level. The percent of time the signal spends at or above the level defines the probability for that particular power level.

For pulsed signals, the spectrum analyzer is set to use an internal “RF Burst” trigger that is synced with an incoming pulse and the measurement interval is set to less than the duration of the “on time” of one burst to ensure that energy is only captured during a time in which the transmitter is operating at maximum power. For continuous signals, the trigger is set to “free run” in the CCDF measurement mode.

FCC ID: ZNFA380	 PCTEST ENGINEERING LABORATORY, INC.	FCC Pt. 22,24 GSM/EDGE/WCDMA MEASUREMENT REPORT (CERTIFICATION)	 LG	Reviewed by: Quality Manager
Test Report S/N: 0Y1307291489.ZNF	Test Dates: August 01 - 27, 2013	EUT Type: Portable Handset		Page 8 of 55

3.10 Frequency Stability / Temperature Variation

§2.1055 §22.355 §22.863 §22.905 §24.229 §24.235 RSS-132(4.3) RSS-133(6.3)



Frequency stability testing is performed in accordance with the guidelines of ANSI/TIA-603-C-2004. The frequency stability of the transmitter is measured by:

- a.) **Temperature:** The temperature is varied from -30°C to +50°C in 10°C increments using an environmental chamber.
- b.) **Primary Supply Voltage:** The primary supply voltage is varied from 85% to 115% of the nominal value for non hand-carried battery and AC powered equipment. For hand-carried, battery-powered equipment, primary supply voltage is reduced to the battery operating end point which shall be specified by the manufacturer.

Specification – For Part 22, the frequency stability of the transmitter shall be maintained within ±0.00025% (±2.5 ppm) of the center frequency. For Part 24, the frequency stability shall be sufficient to ensure that the fundamental emission stays within the authorized frequency block.

Time Period and Procedure:

1. The carrier frequency of the transmitter is measured at room temperature (20°C to provide a reference).
2. The equipment is turned on in a “standby” condition for fifteen minutes before applying power to the transmitter. Measurement of the carrier frequency of the transmitter is made within one minute after applying power to the transmitter.
3. Frequency measurements are made at 10°C intervals ranging from -30°C to +50°C. A period of at least one half-hour is provided to allow stabilization of the equipment at each temperature level.

FCC ID: ZNFA380		FCC Pt. 22,24 GSM/EDGE/WCDMA MEASUREMENT REPORT (CERTIFICATION)		Reviewed by: Quality Manager
Test Report S/N: 0Y1307291489.ZNF	Test Dates: August 01 - 27, 2013	EUT Type: Portable Handset		Page 9 of 55

4.0 TEST EQUIPMENT CALIBRATION DATA

Test Equipment Calibration is traceable to the National Institute of Standards and Technology (NIST).

Manufacturer	Model	Description	Cal Date	Cal Interval	Cal Due	Serial Number
-	RE1	Radiated Emissions Cable Set (UHF/EHF)	3/29/2013	Annual	3/29/2014	N/A
-	RE2	Radiated Emissions Cable Set (VHF/UHF)	3/29/2013	Annual	3/29/2014	N/A
-	LTX2	Licensed Transmitter Cable Set	1/17/2013	Annual	1/17/2014	N/A
Agilent	8447D	Broadband Amplifier	5/31/2013	Annual	5/31/2014	1937A03348
Agilent	8449B	(1-26.5GHz) Pre-Amplifier	4/17/2013	Annual	4/17/2014	3008A00985
Agilent	8648D	(9kHz-4GHz) Signal Generator	10/10/2012	Annual	10/10/2013	3613A00315
Agilent	E4448A	PSA (3Hz-50GHz) Spectrum Analyzer	4/18/2013	Annual	4/18/2014	US42510244
Agilent	E8257D	(250kHz-20GHz) Signal Generator	4/16/2013	Annual	4/16/2014	MY45470194
Agilent	E8267C	Vector Signal Generator	10/10/2011	Biennial	10/10/2013	US42340152
Agilent	N9020A	MXA Signal Analyzer	10/9/2012	Annual	10/9/2013	US46470561
Agilent	N9038A	MXE EMI Receiver	12/8/2012	Annual	12/8/2013	MY51210133
Anritsu	MA2411B	Pulse Sensor	9/19/2012	Annual	9/19/2013	1027293
Anritsu	ML2495A	Power Meter	10/11/2012	Annual	10/11/2013	1039008
Espec	ESX-2CA	Environmental Chamber	4/16/2013	Annual	4/16/2014	17620
Mini-Circuits	VHF-1300+	High Pass Filter	1/21/2013	Annual	1/21/2014	30716
Mini-Circuits	VHF-3100+	High Pass Filter	1/21/2013	Annual	1/21/2014	31144
Rohde & Schwarz	CMU200	Base Station Simulator	5/3/2013	Annual	5/3/2014	836371/0079
Schwarzbeck	UHA 9105	Dipole Antenna (400 - 1GHz) Rx	11/14/2011	Biennial	11/14/2013	9105-2404
Schwarzbeck	UHA 9105	Dipole Antenna (400 - 1GHz) Tx	11/14/2011	Biennial	11/14/2013	9105-2403
Seekonk	NC-100	Torque Wrench (8" lb)	3/5/2012	Triennial	3/5/2015	N/A
Sunol	DRH-118	Horn Antenna (1 - 18GHz)	6/19/2013	Biennial	6/19/2015	A050307
Sunol	JB5	Bi-Log Antenna (30M - 5GHz)	1/26/2012	Biennial	1/26/2014	A051107
Sunol	DRH-118	Horn Antenna (1-18 GHz)	6/19/2013	Biennial	6/19/2015	A042511

Table 4-1. Test Equipment

FCC ID: ZNFA380		FCC Pt. 22,24 GSM/EDGE/WCDMA MEASUREMENT REPORT (CERTIFICATION)		Reviewed by: Quality Manager
Test Report S/N: 0Y1307291489.ZNF	Test Dates: August 01 - 27, 2013	EUT Type: Portable Handset	Page 10 of 55	

5.0 SAMPLE CALCULATIONS

GSM Emission Designator

Emission Designator = 250KGXW

GSM BW = 250 kHz
 G = Phase Modulation
 X = Cases not otherwise covered
 W = Combination (Audio/Data)

EDGE Emission Designator

Emission Designator = 250KG7W

EDGE BW = 250 kHz
 G = Phase Modulation
 7 = Quantized/Digital Info
 W = Combination (Audio/Data)

WCDMA Emission Designator



Emission Designator = 4M16F9W

WCDMA BW = 4.16 MHz
 F = Frequency Modulation
 9 = Composite Digital Info
 W = Combination (Audio/Data) (Measured at the 99.75% power bandwidth)

Spurious Radiated Emission

Example: Spurious emission at 3700.40 MHz

The receive spectrum analyzer reading at 3 meters with the EUT on the turntable was -81.0 dBm. The gain of the substituted antenna is 8.1 dBi. The signal generator connected to the substituted antenna terminals is adjusted to produce a reading of -81.0 dBm on the spectrum analyzer. The loss of the cable between the signal generator and the terminals of the substituted antenna is 2.0 dB at 3700.40 MHz. So 6.1 dB is added to the signal generator reading of -30.9 dBm yielding -24.80 dBm. The fundamental EIRP was 25.50 dBm so this harmonic was 25.50 dBm $- (-24.80) = 50.3$ dBc.

FCC ID: ZNFA380		FCC Pt. 22,24 GSM/EDGE/WCDMA MEASUREMENT REPORT (CERTIFICATION)		Reviewed by: Quality Manager
Test Report S/N: 0Y1307291489.ZNF	Test Dates: August 01 - 27, 2013	EUT Type: Portable Handset		Page 11 of 55

6.0 TEST RESULTS

6.1 Summary



Company Name: LG Electronics MobileComm U.S.A
 FCC ID: ZNFA380
 FCC Classification: PCS Licensed Transmitter Held to Ear (PCE)
 Mode(s): GSM/EDGE/WCDMA

FCC Part Section(s)	RSS Section(s)	Test Description	Test Limit	Test Condition	Test Result	Reference
<u>TRANSMITTER MODE (TX)</u>						
2.1049	RSS-Gen(4.6.1) RSS-133(2.3)	Occupied Bandwidth	N/A	CONDUCTED	PASS	Section 7.0
2.1051 22.917(a) 24.238(a)	RSS-132(4.5.1) RSS-133(6.5.2)	Band Edge / Conducted Spurious Emissions	> 43 + log ₁₀ (P[Watts]) at Band Edge and for all out-of-band emissions		PASS	Section 7.0
24.232(d)	RSS-132(5.4) RSS-133(6.4)	Peak-Average Ratio	< 13 dB		PASS	Section 7.0
2.1046	RSS-132(4.4) RSS-133(4.1)	Transmitter Conducted Output Power	N/A		PASS	RF Exposure Report
22.913(a.2)	RSS-132(4.4) [SRSP-503(5.1.3)]	Effective Radiated Power	< 7 Watts max. ERP	RADIATED	PASS	Section 6.2
24.232(c)	RSS-133(6.4) [SRSP-510(5.1.2)]	Equivalent Isotropic Radiated Power	< 2 Watts max. EIRP		PASS	Section 6.3
2.1053 22.917(a) 24.238(a)	RSS-132(4.5.1) RSS-133(6.5.2)	Undesirable Emissions	> 43 + log ₁₀ (P[Watts]) for all out-of-band emissions		PASS	Sections 6.4, 6.5, 6.6, 6.7
2.1055 22.355 24.235	RSS-132(4.3) RSS-133(6.3)	Frequency Stability	< 2.5 ppm (Part 22) Emission must remain in band (Part 24)		PASS	Sections 6.8, 6.9, 6.10, 6.11

Table 6-1. Summary of Test Results

Notes:

- 1) All modes of operation and data rates were investigated. The test results shown in the following sections represent the worst case emissions.
- 2) The analyzer plots shown in Section 7.0 were all taken with a correction table loaded into the analyzer. The correction table was used to account for the losses of the cables, directional couplers, and attenuators used as part of the system to maintain a link between the call box and the EUT at all frequencies of interest.
- 3) All antenna port conducted emissions testing was performed on a test bench with the antenna port of the EUT connected to the spectrum analyzer through calibrated cables, attenuators, and couplers.

FCC ID: ZNFA380	 PCTEST ENGINEERING LABORATORY, INC.	FCC Pt. 22,24 GSM/EDGE/WCDMA MEASUREMENT REPORT (CERTIFICATION)		Reviewed by: Quality Manager
Test Report S/N: 0Y1307291489.ZNF	Test Dates: August 01 - 27, 2013	EUT Type: Portable Handset	Page 12 of 55	

6.2 Cellular Effective Radiated Power (ERP)

§22.913(a)(2) RSS-132(4.4) [SRSP-503(5.1.3)]

Frequency [MHz]	Mode	Battery Type	Substitute Level [dBm]	Antenna Gain [dBd]	EUT Pol [H/V]	ERP [dBm]	ERP [Watts]	ERP Limit [dBm]	Margin [dB]
824.20	GSM850	Standard	28.29	-0.85	V	27.44	0.555	38.45	-11.01
836.60	GSM850	Standard	29.85	-0.80	V	29.05	0.803	38.45	-9.40
848.80	GSM850	Standard	30.46	-0.75	V	29.71	0.934	38.45	-8.75
848.80	EDGE850	Standard	25.41	-0.75	V	24.66	0.292	38.45	-13.80



Table 6-2. ERP (Cellular GSM)

Frequency [MHz]	Mode	Battery Type	Substitute Level [dBm]	Antenna Gain [dBd]	EUT Pol [H/V]	ERP [dBm]	ERP [Watts]	ERP Limit [dBm]	Margin [dB]
826.40	WCDMA850	Standard	19.29	-0.84	V	18.45	0.070	38.45	-20.01
836.60	WCDMA850	Standard	21.96	-0.81	V	21.15	0.130	38.45	-17.30
846.60	WCDMA850	Standard	21.49	-0.76	V	20.73	0.118	38.45	-17.72

Table 6-4. ERP (Cellular WCDMA)

NOTES:

- 1) This device was tested under all configurations and the highest power is reported in GPRS mode while transmitting with one slot active. This device was tested under all configurations and the highest power is reported in WCDMA mode with HSDPA Inactive at 12.2 kbps RMC and TPC bits all set to "1."
- 2) This unit was tested with its standard battery.
- 3) The EUT was tested in three orthogonal planes and in all possible test configurations and positioning. The "H" positioning is defined with the EUT lying flat on the test surface, the "H2" positioning is defined with the EUT standing up on its side, and the "V" positioning is defined with the EUT standing upright. The worst case test configuration was found in the EUT in the V positioning for cellular band and H2 positioning for PCS band. The data reported in the table above was measured in this test setup.

FCC ID: ZNFA380	 PCTEST ENGINEERING LABORATORY, INC.	FCC Pt. 22,24 GSM/EDGE/WCDMA MEASUREMENT REPORT (CERTIFICATION)		Reviewed by: Quality Manager
Test Report S/N: 0Y1307291489.ZNF	Test Dates: August 01 - 27, 2013	EUT Type: Portable Handset		Page 13 of 55

6.3 PCS Equivalent Isotropic Power (EIRP)

§22.913(a)(2) RSS-132(4.4) [SRSP-503(5.1.3)]

Frequency [MHz]	Mode	Battery Type	Substitute Level [dBm]	Antenna Gain [dBi]	EUT Pol [H/V]	EIRP [dBm]	EIRP [Watts]	EIRP Limit [dBm]	Margin [dB]
1850.20	GSM1900	Standard	22.05	8.16	H2	30.21	1.050	33.01	-2.80
1880.00	GSM1900	Standard	23.98	8.23	H2	32.21	1.665	33.01	-0.80
1909.80	GSM1900	Standard	21.37	8.32	H2	29.69	0.930	33.01	-3.32
1880.00	EDGE1900	Standard	19.05	8.23	H2	27.28	0.535	33.01	-5.73



Table 6-3. EIRP (PCS GSM)

Frequency [MHz]	Mode	Battery Type	Substitute Level [dBm]	Antenna Gain [dBi]	EUT Pol [H/V]	EIRP [dBm]	EIRP [Watts]	EIRP Limit [dBm]	Margin [dB]
1852.40	WCDMA1900	Standard	14.65	8.17	H2	22.82	0.191	33.01	-10.19
1880.00	WCDMA1900	Standard	15.54	8.23	H2	23.77	0.238	33.01	-9.24
1907.60	WCDMA1900	Standard	15.47	8.31	H2	23.78	0.239	33.01	-9.23

Table 6-4. EIRP (PCS WCDMA)

NOTES:

- 1) This device was tested under all configurations and the highest power is reported in GPRS mode while transmitting with one slot active. This device was tested under all configurations and the highest power is reported in WCDMA mode with HSDPA Inactive at 12.2 kbps RMC and TPC bits all set to "1."
- 2) This unit was tested with its standard battery.
- 3) The EUT was tested in three orthogonal planes and in all possible test configurations and positioning. The "H" positioning is defined with the EUT lying flat on the test surface, the "H2" positioning is defined with the EUT standing up on its side, and the "V" positioning is defined with the EUT standing upright. The worst case test configuration was found in the EUT in the V positioning for cellular band and H2 positioning for PCS band. The data reported in the table above was measured in this test setup.

FCC ID: ZNFA380	 PCTEST ENGINEERING LABORATORY, INC.	FCC Pt. 22,24 GSM/EDGE/WCDMA MEASUREMENT REPORT (CERTIFICATION)		Reviewed by: Quality Manager
Test Report S/N: 0Y1307291489.ZNF	Test Dates: August 01 - 27, 2013	EUT Type: Portable Handset		Page 14 of 55

6.4 Cellular GSM Radiated Measurements

§2.1053 §22.917(a) RSS-132(4.5.1)

Field Strength of SPURIOUS Radiation


OPERATING FREQUENCY: 824.20 MHz
 CHANNEL: 128
 MEASURED OUTPUT POWER: 27.44 dBm = 0.555 W
 MODULATION SIGNAL: GSM (GMSK)
 DISTANCE: 3 meters
 LIMIT: $43 + 10 \log_{10}(W) =$ 40.44 dBc

FREQUENCY (MHz)	LEVEL @ ANTENNA TERMINALS (dBm)	SUBSTITUTE ANTENNA GAIN (dBd)	SPURIOUS EMISSION LEVEL (dBm)	EUT POL (H/V)	(dBc)
1648.40	-36.26	6.35	-29.91	V	57.4
2472.60	-54.07	6.60	-47.47	V	74.9
3296.80	-53.04	6.96	-46.08	V	73.5
4121.00	-81.21	7.59	-73.61	V	101.1
4945.20	-81.23	9.08	-72.15	V	99.6

Table 6-4. Radiated Spurious Data (Cellular GSM Mode – Ch. 128)

NOTES:

- 1) This device was tested under all configurations and the highest power is reported in GPRS mode while transmitting with one slot active.
- 2) This unit was tested with its standard battery.
- 3) The EUT was tested in three orthogonal planes and in all possible test configurations and positioning. The “H” positioning is defined with the EUT lying flat on the test surface, the “H2” positioning is defined with the EUT standing up on its side, and the “V” positioning is defined with the EUT standing upright. The worst case test configuration was found in the EUT in the V positioning for cellular band and H2 positioning for PCS band. The data reported in the table above was measured in this test setup.

FCC ID: ZNFA380	 PCTEST ENGINEERING LABORATORY, INC.	FCC Pt. 22,24 GSM/EDGE/WCDMA MEASUREMENT REPORT (CERTIFICATION)		Reviewed by: Quality Manager
Test Report S/N: 0Y1307291489.ZNF	Test Dates: August 01 - 27, 2013	EUT Type: Portable Handset		Page 15 of 55

Cellular GSM Radiated Measurements (Cont'd)
§2.1053 §22.917(a) RSS-132(4.5.1)

Field Strength of SPURIOUS Radiation



OPERATING FREQUENCY: 836.60 MHz
 CHANNEL: 190
 MEASURED OUTPUT POWER: 29.05 dBm = 0.803 W
 MODULATION SIGNAL: GSM (GMSK)
 DISTANCE: 3 meters
 LIMIT: $43 + 10 \log_{10}(W) =$ 42.05 dBc

FREQUENCY (MHz)	LEVEL @ ANTENNA TERMINALS (dBm)	SUBSTITUTE ANTENNA GAIN (dBd)	SPURIOUS EMISSION LEVEL (dBm)	EUT POL (H/V)	(dBc)
1673.20	-35.29	6.19	-29.10	V	58.2
2509.80	-53.62	6.58	-47.04	V	76.1
3346.40	-83.26	7.16	-76.10	V	105.1
4183.00	-81.81	8.00	-73.82	V	102.9
5019.60	-80.76	8.97	-71.79	V	100.8

Table 6-5. Radiated Spurious Data (Cellular GSM Mode – Ch. 190)

NOTES:

- 1) This device was tested under all configurations and the highest power is reported in GPRS mode while transmitting with one slot active.
- 2) This unit was tested with its standard battery.
- 3) The EUT was tested in three orthogonal planes and in all possible test configurations and positioning. The “H” positioning is defined with the EUT lying flat on the test surface, the “H2” positioning is defined with the EUT standing up on its side, and the “V” positioning is defined with the EUT standing upright. The worst case test configuration was found in the EUT in the V positioning for cellular band and H2 positioning for PCS band. The data reported in the table above was measured in this test setup.

FCC ID: ZNFA380	 PCTEST ENGINEERING LABORATORY, INC.	FCC Pt. 22,24 GSM/EDGE/WCDMA MEASUREMENT REPORT (CERTIFICATION)		Reviewed by: Quality Manager
Test Report S/N: 0Y1307291489.ZNF	Test Dates: August 01 - 27, 2013	EUT Type: Portable Handset		Page 16 of 55

Cellular GSM Radiated Measurements (Cont'd)
§2.1053 §22.917(a) RSS-132(4.5.1)

Field Strength of SPURIOUS Radiation



OPERATING FREQUENCY: 848.80 MHz
 CHANNEL: 251
 MEASURED OUTPUT POWER: 29.71 dBm = 0.934 W
 MODULATION SIGNAL: GSM (GMSK)
 DISTANCE: 3 meters
 LIMIT: $43 + 10 \log_{10} (W) =$ 42.71 dBc

FREQUENCY (MHz)	LEVEL @ ANTENNA TERMINALS (dBm)	SUBSTITUTE ANTENNA GAIN (dBd)	SPURIOUS EMISSION LEVEL (dBm)	EUT POL (H/V)	(dBc)
1697.60	-35.97	6.03	-29.93	V	59.6
2546.40	-55.43	6.71	-48.72	V	78.4
3395.20	-83.47	7.36	-76.11	V	105.8
4244.00	-82.17	8.27	-73.90	V	103.6
5092.80	-80.13	8.83	-71.30	V	101.0

Table 6-6. Radiated Spurious Data (Cellular GSM Mode – Ch. 251)

NOTES:

- 1) This device was tested under all configurations and the highest power is reported in GPRS mode while transmitting with one slot active.
- 2) This unit was tested with its standard battery.
- 3) The EUT was tested in three orthogonal planes and in all possible test configurations and positioning. The “H” positioning is defined with the EUT lying flat on the test surface, the “H2” positioning is defined with the EUT standing up on its side, and the “V” positioning is defined with the EUT standing upright. The worst case test configuration was found in the EUT in the V positioning for cellular band and H2 positioning for PCS band. The data reported in the table above was measured in this test setup.

FCC ID: ZNFA380	 PCTEST ENGINEERING LABORATORY, INC.	FCC Pt. 22,24 GSM/EDGE/WCDMA MEASUREMENT REPORT (CERTIFICATION)		Reviewed by: Quality Manager
Test Report S/N: 0Y1307291489.ZNF	Test Dates: August 01 - 27, 2013	EUT Type: Portable Handset		Page 17 of 55

6.5 Cellular WCDMA Radiated Measurements

§2.1053 §22.917(a) RSS-132(4.5.1)

Field Strength of SPURIOUS Radiation


OPERATING FREQUENCY: 826.40 MHz
 CHANNEL: 4132
 MEASURED OUTPUT POWER: 18.45 dBm = 0.070 W
 MODULATION SIGNAL: WCDMA
 DISTANCE: 3 meters
 LIMIT: $43 + 10 \log_{10}(W) =$ 31.45 dBc

FREQUENCY (MHz)	LEVEL @ ANTENNA TERMINALS (dBm)	SUBSTITUTE ANTENNA GAIN (dBd)	SPURIOUS EMISSION LEVEL (dBm)	EUT POL (H/V)	(dBc)
1652.80	-48.23	6.32	-41.91	V	60.4
2479.20	-47.90	6.58	-41.32	V	59.8
3305.60	-52.04	6.99	-45.05	V	63.5
4132.00	-52.36	7.67	-44.70	V	63.1
4958.40	-81.16	9.07	-72.09	V	90.5

Table 6-7. Radiated Spurious Data (Cellular WCDMA Mode – Ch. 4132)

NOTES:

- 1) This device was tested under all configurations and the highest power is reported in WCDMA mode with HSDPA Inactive at 12.2 kbps RMC and TPC bits all set to "1."
- 2) This unit was tested with its standard battery.
- 3) The EUT was tested in three orthogonal planes and in all possible test configurations and positioning. The "H" positioning is defined with the EUT lying flat on the test surface, the "H2" positioning is defined with the EUT standing up on its side, and the "V" positioning is defined with the EUT standing upright. The worst case test configuration was found in the EUT in the V positioning for cellular band and H2 positioning for PCS band. The data reported in the table above was measured in this test setup.

FCC ID: ZNFA380	 PCTEST ENGINEERING LABORATORY, INC.	FCC Pt. 22,24 GSM/EDGE/WCDMA MEASUREMENT REPORT (CERTIFICATION)		Reviewed by: Quality Manager
Test Report S/N: 0Y1307291489.ZNF	Test Dates: August 01 - 27, 2013	EUT Type: Portable Handset		Page 18 of 55

Cellular WCDMA Radiated Measurements (Cont'd)
§2.1053 §22.917(a) RSS-132(4.5.1)

Field Strength of SPURIOUS Radiation



OPERATING FREQUENCY: 836.60 MHz
 CHANNEL: 4183
 MEASURED OUTPUT POWER: 21.15 dBm = 0.130 W
 MODULATION SIGNAL: WCDMA
 DISTANCE: 3 meters
 LIMIT: $43 + 10 \log_{10} (W) =$ 34.15 dBc

FREQUENCY (MHz)	LEVEL @ ANTENNA TERMINALS (dBm)	SUBSTITUTE ANTENNA GAIN (dBd)	SPURIOUS EMISSION LEVEL (dBm)	EUT POL (H/V)	(dBc)
1673.20	-51.22	6.21	-45.01	V	66.2
2509.80	-50.95	6.56	-44.39	V	65.5
3346.40	-50.85	7.13	-43.71	V	64.9
4183.00	-52.36	7.94	-44.42	V	65.6
5019.60	-81.09	8.99	-72.09	V	93.2

Table 6-8. Radiated Spurious Data (Cellular WCDMA Mode – Ch. 4183)

NOTES:

- 1) This device was tested under all configurations and the highest power is reported in WCDMA mode with HSDPA Inactive at 12.2 kbps RMC and TPC bits all set to "1."
- 2) This unit was tested with its standard battery.
- 3) The EUT was tested in three orthogonal planes and in all possible test configurations and positioning. The "H" positioning is defined with the EUT lying flat on the test surface, the "H2" positioning is defined with the EUT standing up on its side, and the "V" positioning is defined with the EUT standing upright. The worst case test configuration was found in the EUT in the V positioning for cellular band and H2 positioning for PCS band. The data reported in the table above was measured in this test setup.

FCC ID: ZNFA380	 PCTEST ENGINEERING LABORATORY, INC.	FCC Pt. 22,24 GSM/EDGE/WCDMA MEASUREMENT REPORT (CERTIFICATION)		Reviewed by: Quality Manager
Test Report S/N: 0Y1307291489.ZNF	Test Dates: August 01 - 27, 2013	EUT Type: Portable Handset		Page 19 of 55

Cellular WCDMA Radiated Measurements (Cont'd)
§2.1053 §22.917(a) RSS-132(4.5.1)

Field Strength of SPURIOUS Radiation



OPERATING FREQUENCY: 846.60 MHz
 CHANNEL: 4233
 MEASURED OUTPUT POWER: 20.73 dBm = 0.118 W
 MODULATION SIGNAL: WCDMA
 DISTANCE: 3 meters
 LIMIT: $43 + 10 \log_{10} (W) =$ 33.73 dBc

FREQUENCY (MHz)	LEVEL @ ANTENNA TERMINALS (dBm)	SUBSTITUTE ANTENNA GAIN (dBd)	SPURIOUS EMISSION LEVEL (dBm)	EUT POL (H/V)	(dBc)
1693.20	-48.43	6.06	-42.37	V	63.1
2539.80	-50.75	6.69	-44.06	V	64.8
3386.40	-50.78	7.32	-43.45	V	64.2
4233.00	-52.74	8.23	-44.52	V	65.2
5079.60	-80.95	8.86	-72.09	V	92.8

Table 6-9. Radiated Spurious Data (Cellular WCDMA Mode – Ch. 4233)

NOTES:

- 1) This device was tested under all configurations and the highest power is reported in WCDMA mode with HSDPA Inactive at 12.2 kbps RMC and TPC bits all set to "1."
- 2) This unit was tested with its standard battery.
- 3) The EUT was tested in three orthogonal planes and in all possible test configurations and positioning. The "H" positioning is defined with the EUT lying flat on the test surface, the "H2" positioning is defined with the EUT standing up on its side, and the "V" positioning is defined with the EUT standing upright. The worst case test configuration was found in the EUT in the V positioning for cellular band and H2 positioning for PCS band. The data reported in the table above was measured in this test setup.

FCC ID: ZNFA380	 PCTEST ENGINEERING LABORATORY, INC.	FCC Pt. 22,24 GSM/EDGE/WCDMA MEASUREMENT REPORT (CERTIFICATION)		Reviewed by: Quality Manager
Test Report S/N: 0Y1307291489.ZNF	Test Dates: August 01 - 27, 2013	EUT Type: Portable Handset		Page 20 of 55

6.6 PCS GSM Radiated Measurements

§2.1053 §24.238(a) RSS-133(6.5.2)

Field Strength of SPURIOUS Radiation



OPERATING FREQUENCY: 1850.20 MHz
 CHANNEL: 512
 MEASURED OUTPUT POWER: 30.21 dBm = 1.050 W
 MODULATION SIGNAL: GSM (GMSK)
 DISTANCE: 3 meters
 LIMIT: $43 + 10 \log_{10}(W) =$ 43.21 dBc

FREQUENCY (MHz)	LEVEL @ ANTENNA TERMINALS (dBm)	SUBSTITUTE ANTENNA GAIN (dBi)	SPURIOUS EMISSION LEVEL (dBm)	EUT POL (H/V)	(dBc)
3700.40	-52.42	9.93	-42.49	H2	72.7
5550.60	-51.95	11.11	-40.84	H2	71.1
7400.80	-74.93	10.74	-64.19	H2	94.4
9251.00	-74.08	12.31	-61.77	H2	92.0
11101.20	-71.12	12.90	-58.22	H2	88.4

Table 6-10. Radiated Spurious Data (PCS GSM Mode – Ch. 512)

NOTES:

- 1) This device was tested under all configurations and the highest power is reported in GPRS mode while transmitting with one slot active.
- 2) This unit was tested with its standard battery.
- 3) The EUT was tested in three orthogonal planes and in all possible test configurations and positioning. The "H" positioning is defined with the EUT lying flat on the test surface, the "H2" positioning is defined with the EUT standing up on its side, and the "V" positioning is defined with the EUT standing upright. The worst case test configuration was found in the EUT in the V positioning for cellular band and H2 positioning for PCS band. The data reported in the table above was measured in this test setup.

FCC ID: ZNFA380	 PCTEST ENGINEERING LABORATORY, INC.	FCC Pt. 22,24 GSM/EDGE/WCDMA MEASUREMENT REPORT (CERTIFICATION)	 LG	Reviewed by: Quality Manager
Test Report S/N: 0Y1307291489.ZNF	Test Dates: August 01 - 27, 2013	EUT Type: Portable Handset	Page 21 of 55	

PCS GSM Radiated Measurements (Cont'd)
§2.1053 §24.238(a) RSS-133(6.5.2)

Field Strength of SPURIOUS Radiation



OPERATING FREQUENCY: 1880.00 MHz
 CHANNEL: 661
 MEASURED OUTPUT POWER: 32.21 dBm = 1.665 W
 MODULATION SIGNAL: GSM (GMSK)
 DISTANCE: 3 meters
 LIMIT: $43 + 10 \log_{10}(W) =$ 45.21 dBc

FREQUENCY (MHz)	LEVEL @ ANTENNA TERMINALS (dBm)	SUBSTITUTE ANTENNA GAIN (dBi)	SPURIOUS EMISSION LEVEL (dBm)	EUT POL (H/V)	(dBc)
3760.00	-52.83	9.70	-43.13	H2	75.3
5640.00	-52.13	11.25	-40.88	H2	73.1
7520.00	-75.16	10.99	-64.17	H2	96.4
9400.00	-73.83	12.26	-61.57	H2	93.8
11280.00	-70.70	12.95	-57.75	H2	90.0

Table 6-11. Radiated Spurious Data (PCS GSM Mode – Ch. 661)

NOTES:

- 1) This device was tested under all configurations and the highest power is reported in GPRS mode while transmitting with one slot active.
- 2) This unit was tested with its standard battery.
- 3) The EUT was tested in three orthogonal planes and in all possible test configurations and positioning. The “H” positioning is defined with the EUT lying flat on the test surface, the “H2” positioning is defined with the EUT standing up on its side, and the “V” positioning is defined with the EUT standing upright. The worst case test configuration was found in the EUT in the V positioning for cellular band and H2 positioning for PCS band. The data reported in the table above was measured in this test setup.

FCC ID: ZNFA380	 PCTEST ENGINEERING LABORATORY, INC.	FCC Pt. 22,24 GSM/EDGE/WCDMA MEASUREMENT REPORT (CERTIFICATION)		Reviewed by: Quality Manager
Test Report S/N: 0Y1307291489.ZNF	Test Dates: August 01 - 27, 2013	EUT Type: Portable Handset		Page 22 of 55

PCS GSM Radiated Measurements (Cont'd)
§2.1053 §24.238(a) RSS-133(6.5.2)

Field Strength of SPURIOUS Radiation



OPERATING FREQUENCY: 1909.80 MHz
 CHANNEL: 810
 MEASURED OUTPUT POWER: 29.69 dBm = 0.930 W
 MODULATION SIGNAL: GSM (GMSK)
 DISTANCE: 3 meters
 LIMIT: $43 + 10 \log_{10}(W) =$ 42.69 dBc

FREQUENCY (MHz)	LEVEL @ ANTENNA TERMINALS (dBm)	SUBSTITUTE ANTENNA GAIN (dBi)	SPURIOUS EMISSION LEVEL (dBm)	EUT POL (H/V)	(dBc)
3819.60	-49.38	9.48	-39.90	H2	69.6
5729.40	-51.72	11.30	-40.43	H2	70.1
7639.20	-75.43	11.22	-64.21	H2	93.9
9549.00	-73.81	12.35	-61.46	H2	91.1
11458.80	-69.89	13.12	-56.78	H2	86.5

Table 6-12. Radiated Spurious Data (PCS GSM Mode – Ch. 810)

NOTES:

- 1) This device was tested under all configurations and the highest power is reported in GPRS mode while transmitting with one slot active.
- 2) This unit was tested with its standard battery.
- 3) The EUT was tested in three orthogonal planes and in all possible test configurations and positioning. The “H” positioning is defined with the EUT lying flat on the test surface, the “H2” positioning is defined with the EUT standing up on its side, and the “V” positioning is defined with the EUT standing upright. The worst case test configuration was found in the EUT in the V positioning for cellular band and H2 positioning for PCS band. The data reported in the table above was measured in this test setup.

FCC ID: ZNFA380	 PCTEST ENGINEERING LABORATORY, INC.	FCC Pt. 22,24 GSM/EDGE/WCDMA MEASUREMENT REPORT (CERTIFICATION)		Reviewed by: Quality Manager
Test Report S/N: 0Y1307291489.ZNF	Test Dates: August 01 - 27, 2013	EUT Type: Portable Handset		Page 23 of 55

6.7 PCS WCDMA Radiated Measurements

§2.1053 §24.238(a) RSS-133(6.5.2)

Field Strength of SPURIOUS Radiation



OPERATING FREQUENCY: 1852.40 MHz
 CHANNEL: 9262
 MEASURED OUTPUT POWER: 22.82 dBm = 0.191 W
 MODULATION SIGNAL: WCDMA
 DISTANCE: 3 meters
 LIMIT: $43 + 10 \log_{10}(W) =$ 35.82 dBc

FREQUENCY (MHz)	LEVEL @ ANTENNA TERMINALS (dBm)	SUBSTITUTE ANTENNA GAIN (dBi)	SPURIOUS EMISSION LEVEL (dBm)	EUT POL (H/V)	(dBc)
3704.80	-45.74	9.91	-35.82	H2	58.6
5557.20	-41.08	11.12	-29.96	H2	52.8
7409.60	-45.78	10.76	-35.02	H2	57.8
9262.00	-74.06	12.31	-61.76	H2	84.6
11114.40	-71.08	12.90	-58.18	H2	81.0

Table 6-13. Radiated Spurious Data (PCS WCDMA Mode – Ch. 9262)

NOTES:

- 1) This device was tested under all configurations and the highest power is reported in WCDMA mode with HSDPA Inactive at 12.2 kbps RMC and TPC bits all set to "1."
- 2) This unit was tested with its standard battery.
- 3) The EUT was tested in three orthogonal planes and in all possible test configurations and positioning. The "H" positioning is defined with the EUT lying flat on the test surface, the "H2" positioning is defined with the EUT standing up on its side, and the "V" positioning is defined with the EUT standing upright. The worst case test configuration was found in the EUT in the V positioning for cellular band and H2 positioning for PCS band. The data reported in the table above was measured in this test setup.

FCC ID: ZNFA380	 PCTEST ENGINEERING LABORATORY, INC.	FCC Pt. 22,24 GSM/EDGE/WCDMA MEASUREMENT REPORT (CERTIFICATION)	 LG	Reviewed by: Quality Manager
Test Report S/N: 0Y1307291489.ZNF	Test Dates: August 01 - 27, 2013	EUT Type: Portable Handset		Page 24 of 55

PCS WCDMA Radiated Measurements (Cont'd)
§2.1053 §24.238(a) RSS-133(6.5.2)

Field Strength of SPURIOUS Radiation



OPERATING FREQUENCY: 1880.00 MHz
 CHANNEL: 9400
 MEASURED OUTPUT POWER: 23.77 dBm = 0.238 W
 MODULATION SIGNAL: WCDMA
 DISTANCE: 3 meters
 LIMIT: $43 + 10 \log_{10}(W) =$ 36.77 dBc

FREQUENCY (MHz)	LEVEL @ ANTENNA TERMINALS (dBm)	SUBSTITUTE ANTENNA GAIN (dBi)	SPURIOUS EMISSION LEVEL (dBm)	EUT POL (H/V)	(dBc)
3760.00	-50.72	9.70	-41.02	H2	64.8
5640.00	-44.73	11.25	-33.49	H2	57.3
7520.00	-46.51	10.99	-35.52	H2	59.3
9400.00	-74.01	12.26	-61.76	H2	85.5
11280.00	-71.14	12.95	-58.18	H2	82.0

Table 6-14. Radiated Spurious Data (PCS WCDMA Mode – Ch. 9400)

NOTES:

- 1) This device was tested under all configurations and the highest power is reported in WCDMA mode with HSDPA Inactive at 12.2 kbps RMC and TPC bits all set to "1."
- 2) This unit was tested with its standard battery.
- 3) The EUT was tested in three orthogonal planes and in all possible test configurations and positioning. The "H" positioning is defined with the EUT lying flat on the test surface, the "H2" positioning is defined with the EUT standing up on its side, and the "V" positioning is defined with the EUT standing upright. The worst case test configuration was found in the EUT in the V positioning for cellular band and H2 positioning for PCS band. The data reported in the table above was measured in this test setup.

FCC ID: ZNFA380	 FCC Pt. 22,24 GSM/EDGE/WCDMA MEASUREMENT REPORT (CERTIFICATION)		Reviewed by: Quality Manager
Test Report S/N: 0Y1307291489.ZNF	Test Dates: August 01 - 27, 2013	EUT Type: Portable Handset	Page 25 of 55

PCS WCDMA Radiated Measurements (Cont'd)
§2.1053 §24.238(a) RSS-133(6.5.2)

Field Strength of SPURIOUS Radiation



OPERATING FREQUENCY: 1907.60 MHz
 CHANNEL: 9538
 MEASURED OUTPUT POWER: 23.78 dBm = 0.239 W
 MODULATION SIGNAL: WCDMA
 DISTANCE: 3 meters
 LIMIT: $43 + 10 \log_{10}(W) =$ 36.78 dBc

FREQUENCY (MHz)	LEVEL @ ANTENNA TERMINALS (dBm)	SUBSTITUTE ANTENNA GAIN (dBi)	SPURIOUS EMISSION LEVEL (dBm)	EUT POL (H/V)	(dBc)
3815.20	-52.26	9.49	-42.76	H2	66.5
5722.80	-50.03	11.29	-38.74	H2	62.5
7630.40	-46.85	11.21	-35.64	H2	59.4
9538.00	-74.08	12.32	-61.76	H2	85.5
11445.60	-71.28	13.10	-58.18	H2	82.0

Table 6-15. Radiated Spurious Data (PCS WCDMA Mode – Ch. 9538)

NOTES:

- 1) This device was tested under all configurations and the highest power is reported in WCDMA mode with HSDPA Inactive at 12.2 kbps RMC and TPC bits all set to "1."
- 2) This unit was tested with its standard battery.
- 3) The EUT was tested in three orthogonal planes and in all possible test configurations and positioning. The "H" positioning is defined with the EUT lying flat on the test surface, the "H2" positioning is defined with the EUT standing up on its side, and the "V" positioning is defined with the EUT standing upright. The worst case test configuration was found in the EUT in the V positioning for cellular band and H2 positioning for PCS band. The data reported in the table above was measured in this test setup.

FCC ID: ZNFA380	 FCC Pt. 22,24 GSM/EDGE/WCDMA MEASUREMENT REPORT (CERTIFICATION)		Reviewed by: Quality Manager
Test Report S/N: 0Y1307291489.ZNF	Test Dates: August 01 - 27, 2013	EUT Type: Portable Handset	Page 26 of 55

6.8 Cellular GSM Frequency Stability Measurements

§2.1055 §22.355 RSS-132(4.3)

OPERATING FREQUENCY: 836,600,000 Hz



CHANNEL: 190

REFERENCE VOLTAGE: 3.7 VDC

DEVIATION LIMIT: ± 0.00025 % or 2.5 ppm

VOLTAGE (%)	POWER (VDC)	TEMP (° C)	FREQUENCY (Hz)	Freq. Dev. (Hz)	Deviation (%)
100 %	3.70	+ 20 (Ref)	836,599,981	-19	-0.0000023
100 %		- 30	836,599,988	-12	-0.0000014
100 %		- 20	836,600,014	14	0.0000017
100 %		- 10	836,599,984	-16	-0.0000019
100 %		0	836,599,978	-22	-0.0000026
100 %		+ 10	836,599,984	-16	-0.0000019
100 %		+ 20	836,599,981	-19	-0.0000023
100 %		+ 30	836,599,980	-20	-0.0000024
100 %		+ 40	836,599,982	-18	-0.0000022
100 %		+ 50	836,599,988	-12	-0.0000014
115 %	4.26	+ 20	836,599,978	-22	-0.0000026
BATT. ENDPOINT	3.40	+ 20	836,599,976	-24	-0.0000029

Table 6-16. Frequency Stability Data (Cellular GSM Mode – Ch. 190)

FCC ID: ZNFA380	 PCTEST ENGINEERING LABORATORY, INC.	FCC Pt. 22,24 GSM/EDGE/WCDMA MEASUREMENT REPORT (CERTIFICATION)	 LG	Reviewed by: Quality Manager
Test Report S/N: 0Y1307291489.ZNF	Test Dates: August 01 - 27, 2013	EUT Type: Portable Handset	Page 27 of 55	

Cellular GSM Frequency Stability Measurements (Cont'd)
§2.1055 §22.355 RSS-132(4.3)

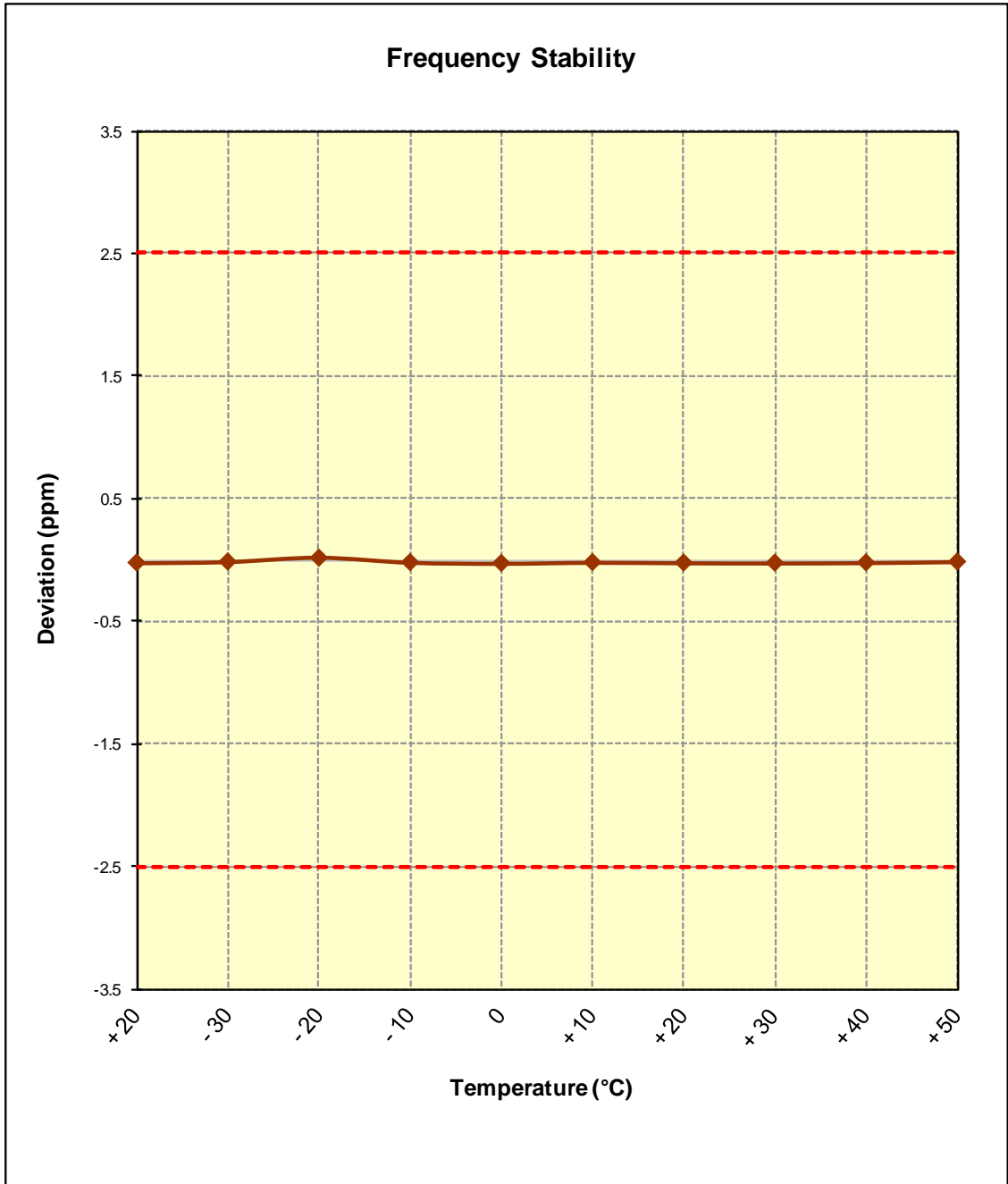


Figure 6-1. Frequency Stability Graph (Cellular GSM Mode – Ch. 190)

FCC ID: ZNFA380	PCTEST ENGINEERING LABORATORY, INC.	FCC Pt. 22,24 GSM/EDGE/WCDMA MEASUREMENT REPORT (CERTIFICATION)	LG	Reviewed by: Quality Manager
Test Report S/N: 0Y1307291489.ZNF	Test Dates: August 01 - 27, 2013	EUT Type: Portable Handset	Page 28 of 55	

6.9 Cellular WCDMA Frequency Stability Measurements

§2.1055 §22.355 RSS-132(4.3)

OPERATING FREQUENCY: 836,600,000 Hz



CHANNEL: 4183

REFERENCE VOLTAGE: 3.7 VDC

DEVIATION LIMIT: ± 0.00025 % or 2.5 ppm

VOLTAGE (%)	POWER (VDC)	TEMP (° C)	FREQUENCY (Hz)	Freq. Dev. (Hz)	Deviation (%)
100 %	3.70	+ 20 (Ref)	836,599,984	-16	-0.0000019
100 %		- 30	836,600,019	19	0.0000023
100 %		- 20	836,600,012	12	0.0000014
100 %		- 10	836,600,020	20	0.0000024
100 %		0	836,599,984	-16	-0.0000019
100 %		+ 10	836,599,985	-15	-0.0000018
100 %		+ 20	836,599,984	-16	-0.0000019
100 %		+ 30	836,600,010	10	0.0000012
100 %		+ 40	836,599,983	-17	-0.0000020
100 %		+ 50	836,599,982	-18	-0.0000022
115 %	4.26	+ 20	836,599,977	-23	-0.0000027
BATT. ENDPOINT	3.40	+ 20	836,599,974	-26	-0.0000031

Table 6-17. Frequency Stability Data (Cellular WCDMA Mode – Ch. 4183)

FCC ID: ZNFA380	 PCTEST ENGINEERING LABORATORY, INC.	FCC Pt. 22,24 GSM/EDGE/WCDMA MEASUREMENT REPORT (CERTIFICATION)	 LG	Reviewed by: Quality Manager
Test Report S/N: 0Y1307291489.ZNF	Test Dates: August 01 - 27, 2013	EUT Type: Portable Handset		Page 29 of 55

Cellular WCDMA Frequency Stability Measurements (Cont'd)
§2.1055 §22.355 RSS-132(4.3)

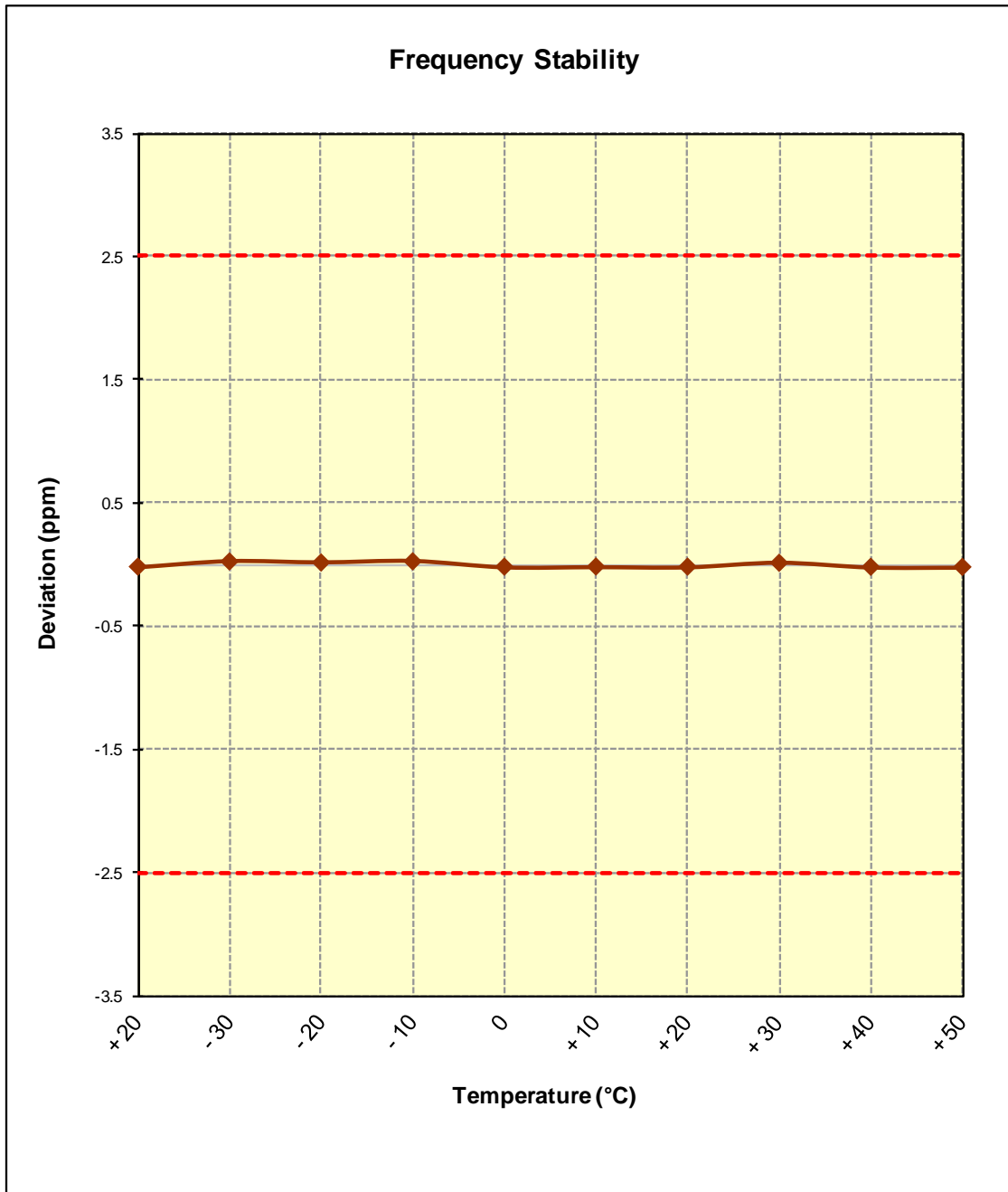


Figure 6-2. Frequency Stability Graph (Cellular WCDMA Mode – Ch. 4183)

FCC ID: ZNFA380	PCTEST ENGINEERING LABORATORY, INC.	FCC Pt. 22,24 GSM/EDGE/WCDMA MEASUREMENT REPORT (CERTIFICATION)	LG	Reviewed by: Quality Manager
Test Report S/N: 0Y1307291489.ZNF	Test Dates: August 01 - 27, 2013	EUT Type: Portable Handset	Page 30 of 55	

6.10 PCS GSM Frequency Stability Measurements

§2.1055 §24.235

OPERATING FREQUENCY: 1,880,000,000 Hz

CHANNEL: 661



REFERENCE VOLTAGE: 3.7 VDC

VOLTAGE (%)	POWER (VDC)	TEMP (° C)	FREQUENCY (Hz)	Freq. Dev. (Hz)	Deviation (%)
100 %	3.70	+ 20 (Ref)	1,879,999,983	-17	-0.0000009
100 %		- 30	1,879,999,986	-14	-0.0000007
100 %		- 20	1,879,999,981	-19	-0.0000010
100 %		- 10	1,879,999,984	-16	-0.0000009
100 %		0	1,879,999,978	-22	-0.0000012
100 %		+ 10	1,879,999,988	-12	-0.0000006
100 %		+ 20	1,879,999,983	-17	-0.0000009
100 %		+ 30	1,880,000,010	10	0.0000005
100 %		+ 40	1,880,000,016	16	0.0000009
100 %		+ 50	1,879,999,982	-18	-0.0000010
115 %	4.26	+ 20	1,879,999,976	-24	-0.0000013
BATT. ENDPOINT	3.40	+ 20	1,879,999,972	-28	-0.0000015

Table 6-18. Frequency Stability Data (PCS GSM Mode – Ch. 661)

Note:

Based on the results of the frequency stability test at the center channel the frequency deviation results measured are very small. As such it is determined that the channels at the band edge would remain in-band when the maximum measured frequency deviation noted during the frequency stability tests is applied. Therefore the device is determined to remain operating in band over the temperature and voltage range as tested.

FCC ID: ZNFA380	 PCTEST ENGINEERING LABORATORY, INC.	FCC Pt. 22,24 GSM/EDGE/WCDMA MEASUREMENT REPORT (CERTIFICATION)	 LG	Reviewed by: Quality Manager
Test Report S/N: 0Y1307291489.ZNF	Test Dates: August 01 - 27, 2013	EUT Type: Portable Handset	Page 31 of 55	

PCS GSM Frequency Stability Measurements (Cont'd)

§2.1055 §24.235

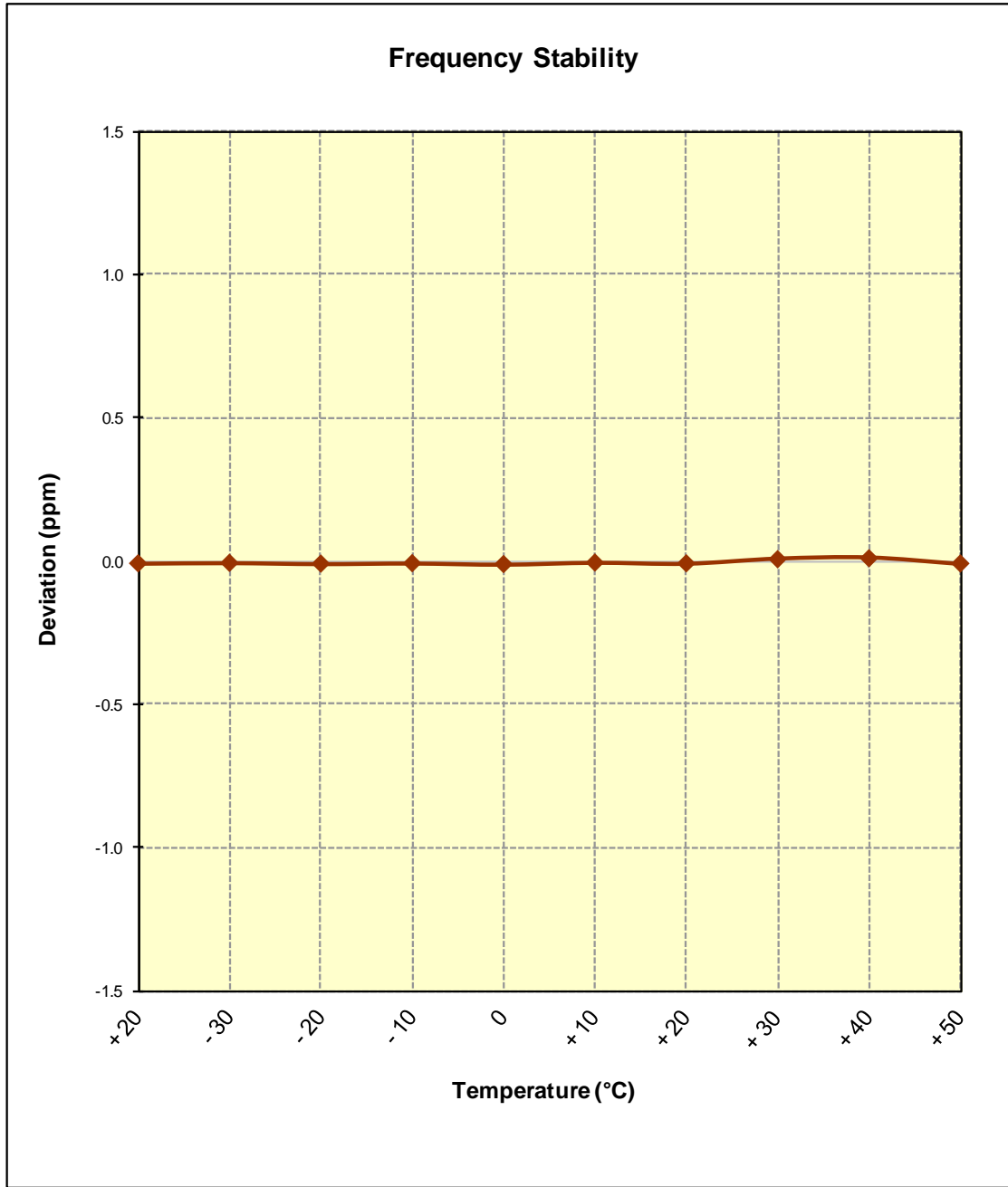




Figure 6-3. Frequency Stability Graph (PCS GSM Mode – Ch. 661)

FCC ID: ZNFA380	 FCC Pt. 22,24 GSM/EDGE/WCDMA MEASUREMENT REPORT (CERTIFICATION)		Reviewed by: Quality Manager
Test Report S/N: 0Y1307291489.ZNF	Test Dates: August 01 - 27, 2013	EUT Type: Portable Handset	Page 32 of 55

6.11 PCS WCDMA Frequency Stability Measurements

§2.1055 §24.235

OPERATING FREQUENCY: 1,880,000,000 Hz

CHANNEL: 9400



REFERENCE VOLTAGE: 3.7 VDC

VOLTAGE (%)	POWER (VDC)	TEMP (° C)	FREQUENCY (Hz)	Freq. Dev. (Hz)	Deviation (%)
100 %	3.70	+ 20 (Ref)	1,879,999,982	-18	-0.0000010
100 %		- 30	1,879,999,978	-22	-0.0000012
100 %		- 20	1,880,000,017	17	0.0000009
100 %		- 10	1,880,000,012	12	0.0000006
100 %		0	1,879,999,984	-16	-0.0000009
100 %		+ 10	1,879,999,990	-10	-0.0000005
100 %		+ 20	1,879,999,982	-18	-0.0000010
100 %		+ 30	1,879,999,980	-20	-0.0000011
100 %		+ 40	1,879,999,983	-17	-0.0000009
100 %		+ 50	1,879,999,984	-16	-0.0000009
115 %	4.26	+ 20	1,879,999,977	-23	-0.0000012
BATT. ENDPOINT	3.40	+ 20	1,879,999,973	-27	-0.0000014

Table 6-19. Frequency Stability Data (PCS WCDMA Mode – Ch. 9400)

Note:

Based on the results of the frequency stability test at the center channel the frequency deviation results measured are very small. As such it is determined that the channels at the band edge would remain in-band when the maximum measured frequency deviation noted during the frequency stability tests is applied. Therefore the device is determined to remain operating in band over the temperature and voltage range as tested.

FCC ID: ZNFA380	 PCTEST ENGINEERING LABORATORY, INC.	FCC Pt. 22,24 GSM/EDGE/WCDMA MEASUREMENT REPORT (CERTIFICATION)	 LG	Reviewed by: Quality Manager
Test Report S/N: 0Y1307291489.ZNF	Test Dates: August 01 - 27, 2013	EUT Type: Portable Handset	Page 33 of 55	

PCS WCDMA Frequency Stability Measurements (Cont'd)

§2.1055 §24.235

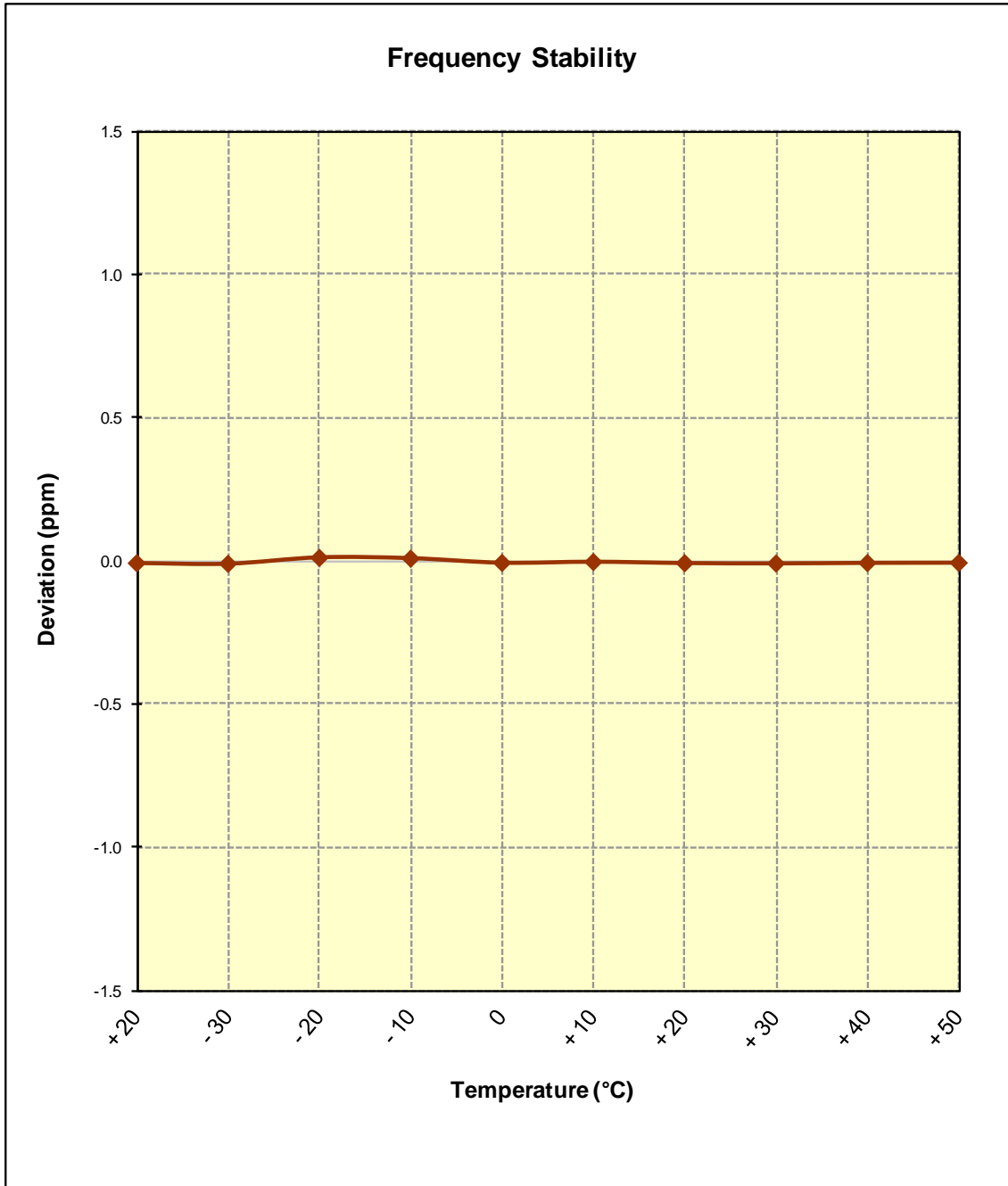
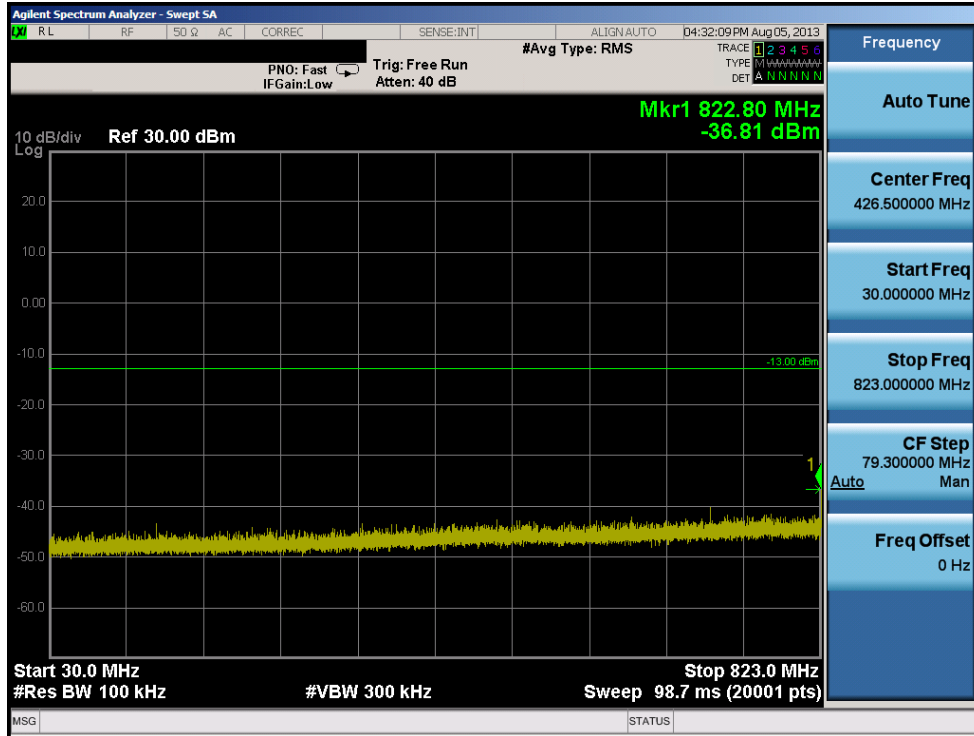


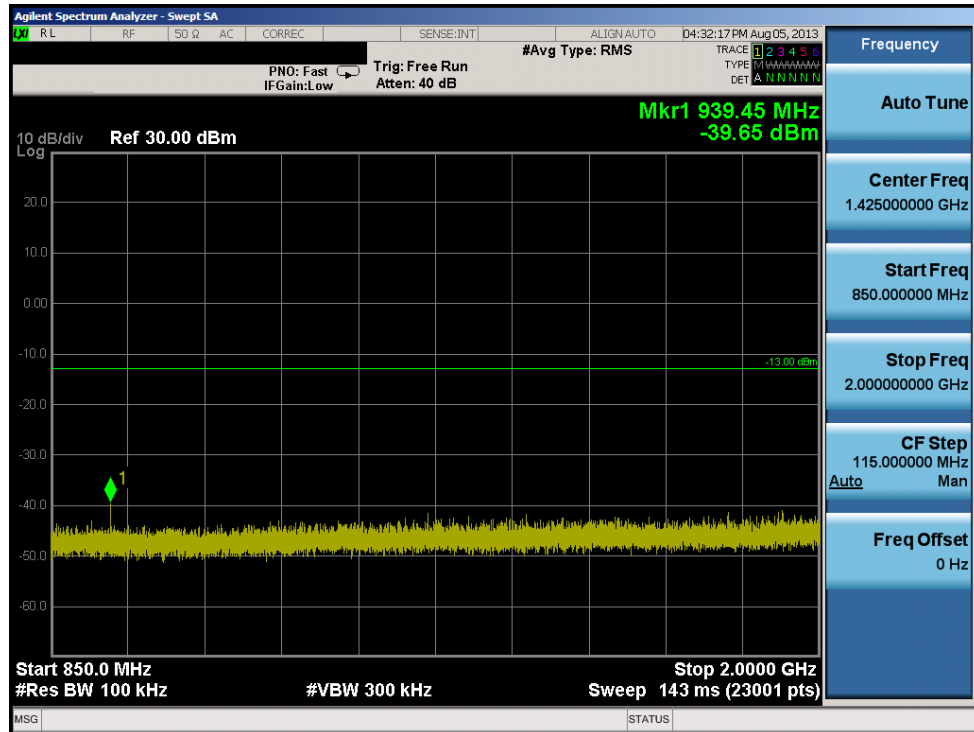
Figure 6-4. Frequency Stability Graph (PCS WCDMA Mode – Ch. 9400)

FCC ID: ZNFA380	PCTEST ENGINEERING LABORATORY, INC.	FCC Pt. 22,24 GSM/EDGE/WCDMA MEASUREMENT REPORT (CERTIFICATION)	LG	Reviewed by: Quality Manager
Test Report S/N: 0Y1307291489.ZNF	Test Dates: August 01 - 27, 2013	EUT Type: Portable Handset	Page 34 of 55	

7.0 PLOTS OF EMISSIONS

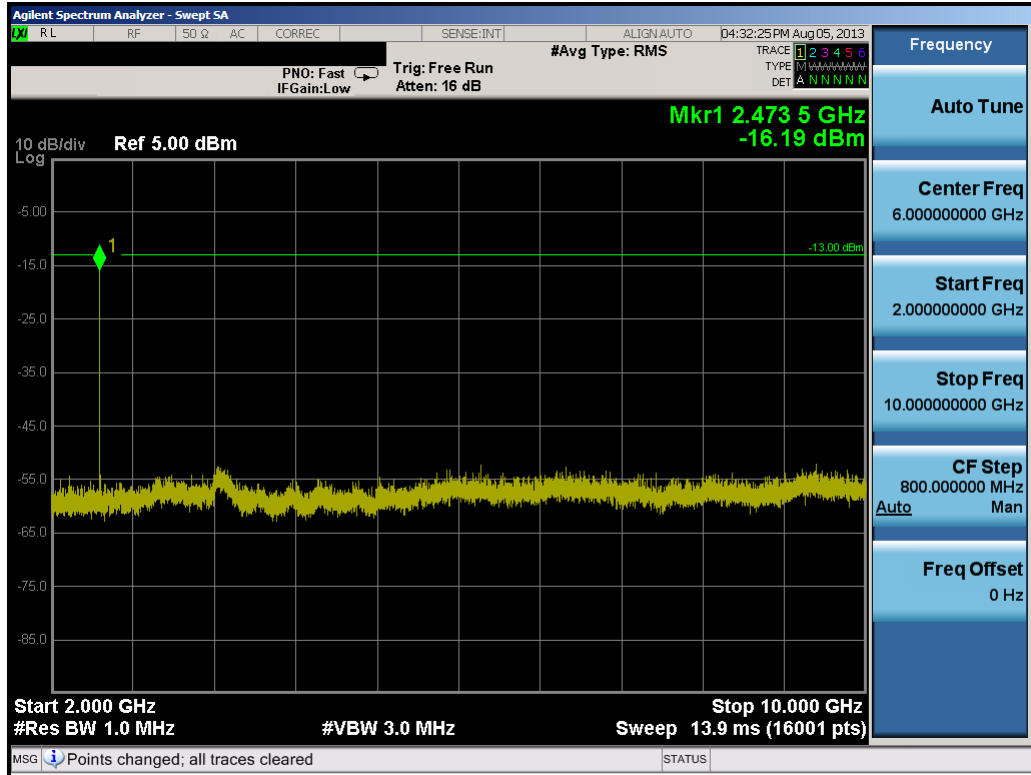


Plot 7-1. Conducted Spurious Plot (Cellular GSM Mode – Ch. 128)

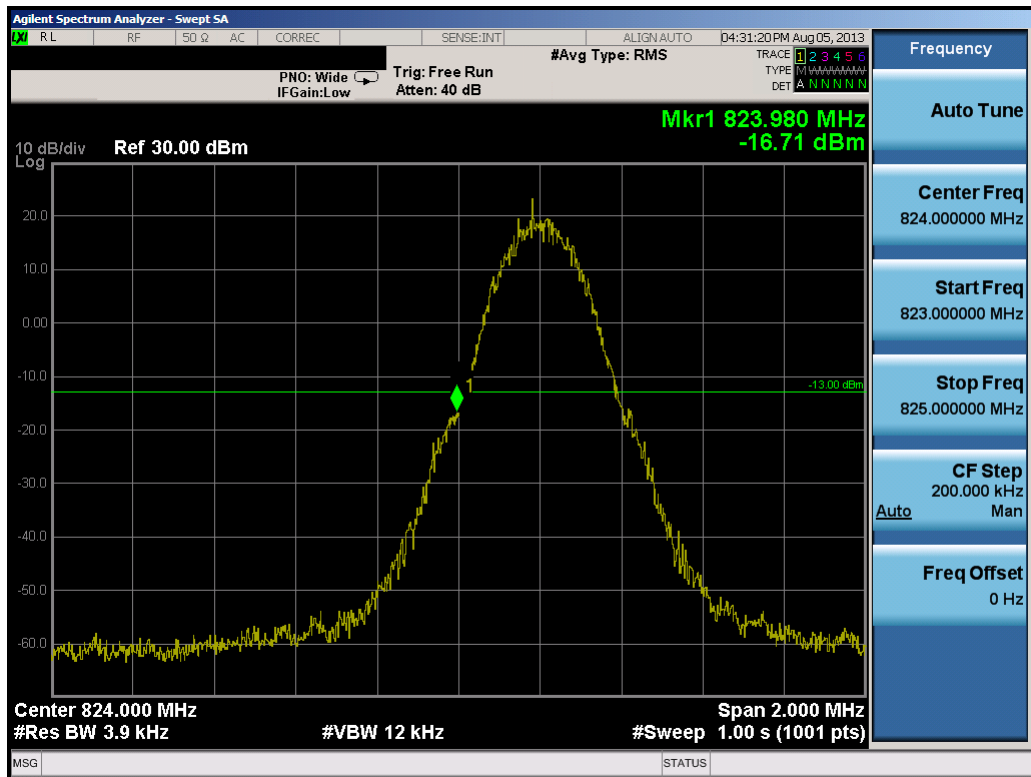


Plot 7-2. Conducted Spurious Plot (Cellular GSM Mode – Ch. 128)

FCC ID: ZNFA380	PCTEST ENGINEERING LABORATORY, INC.	FCC Pt. 22,24 GSM/EDGE/WCDMA MEASUREMENT REPORT (CERTIFICATION)	LG	Reviewed by: Quality Manager
Test Report S/N: 0Y1307291489.ZNF	Test Dates: August 01 - 27, 2013	EUT Type: Portable Handset		Page 35 of 55

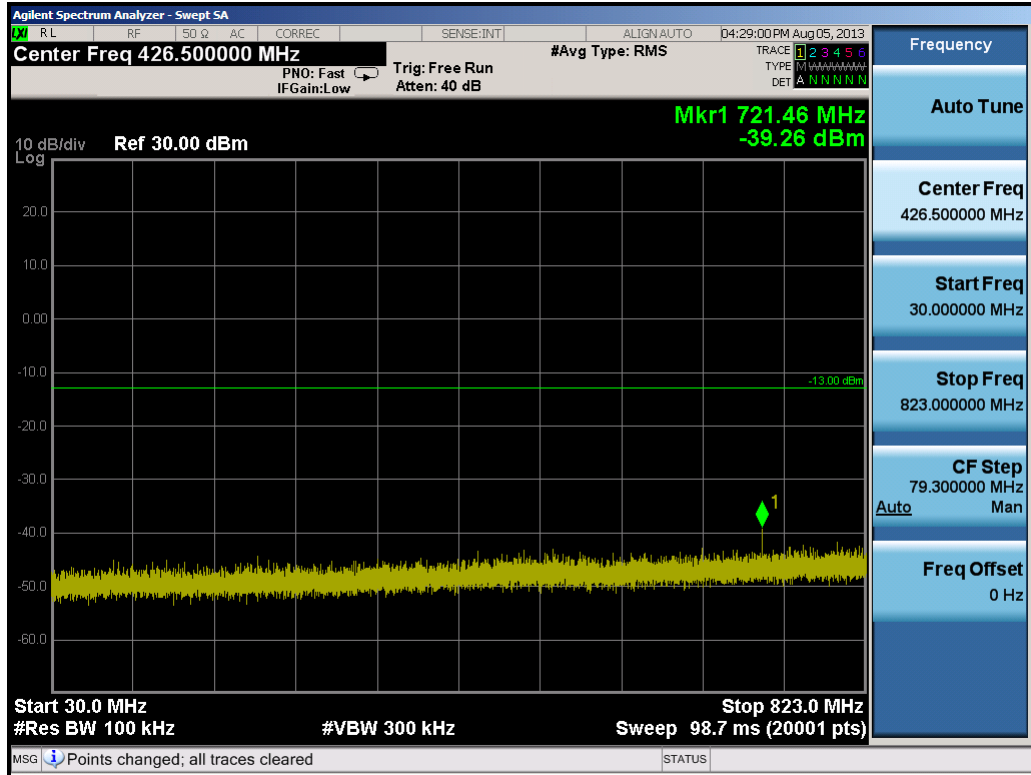


Plot 7-3. Conducted Spurious Plot (Cellular GSM Mode – Ch. 128)

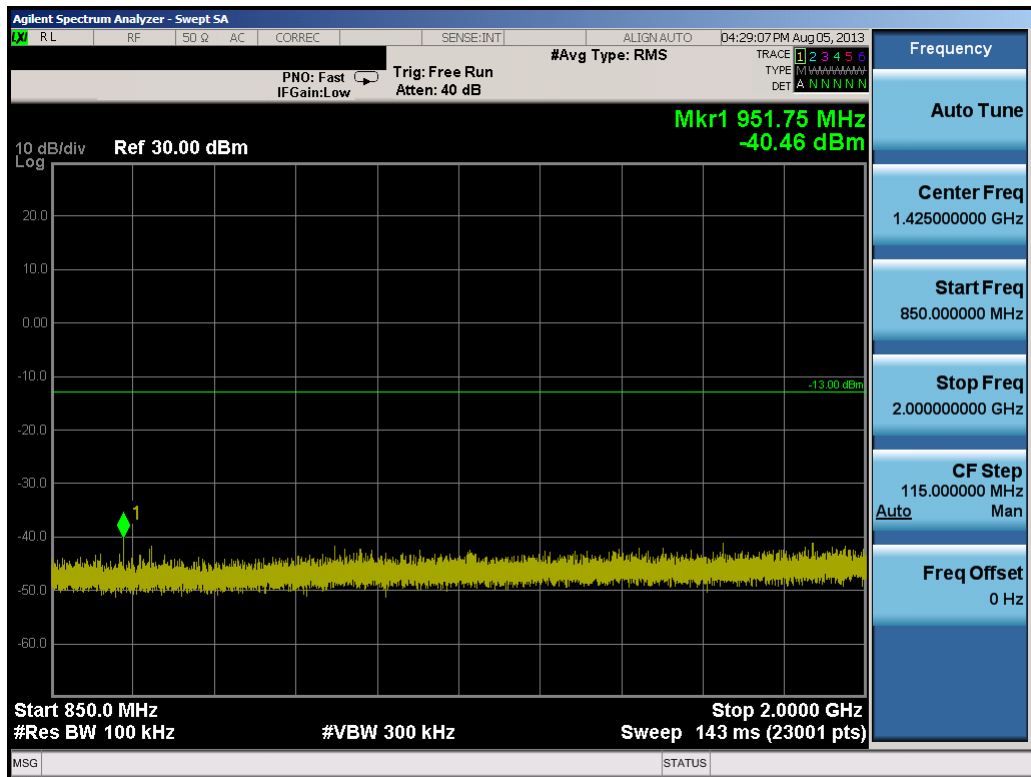


PLOT 7-4. BAND EDGE PLOT (CELLULAR GSM MODE – CH. 128)

FCC ID: ZNFA380	PCTEST ENGINEERING LABORATORY, INC.	FCC Pt. 22,24 GSM/EDGE/WCDMA MEASUREMENT REPORT (CERTIFICATION)	LG	Reviewed by: Quality Manager
Test Report S/N: 0Y1307291489.ZNF	Test Dates: August 01 - 27, 2013	EUT Type: Portable Handset		Page 36 of 55

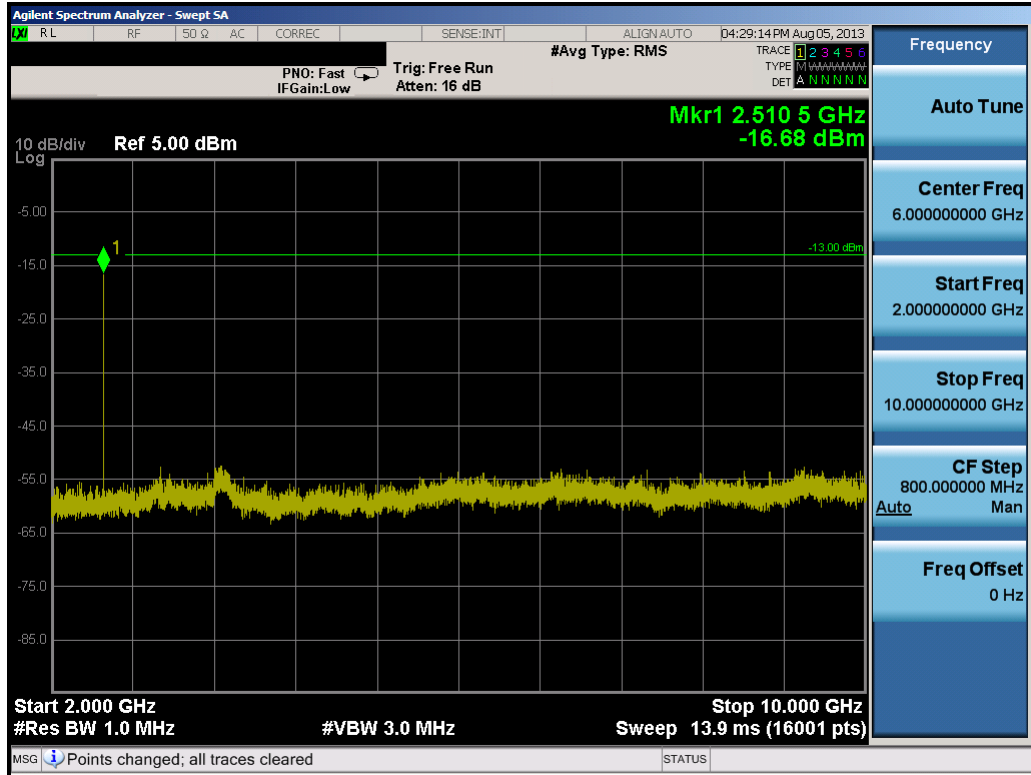


PLOT 7-5. CONDUCTED SPURIOUS PLOT (CELLULAR GSM MODE – CH. 190)

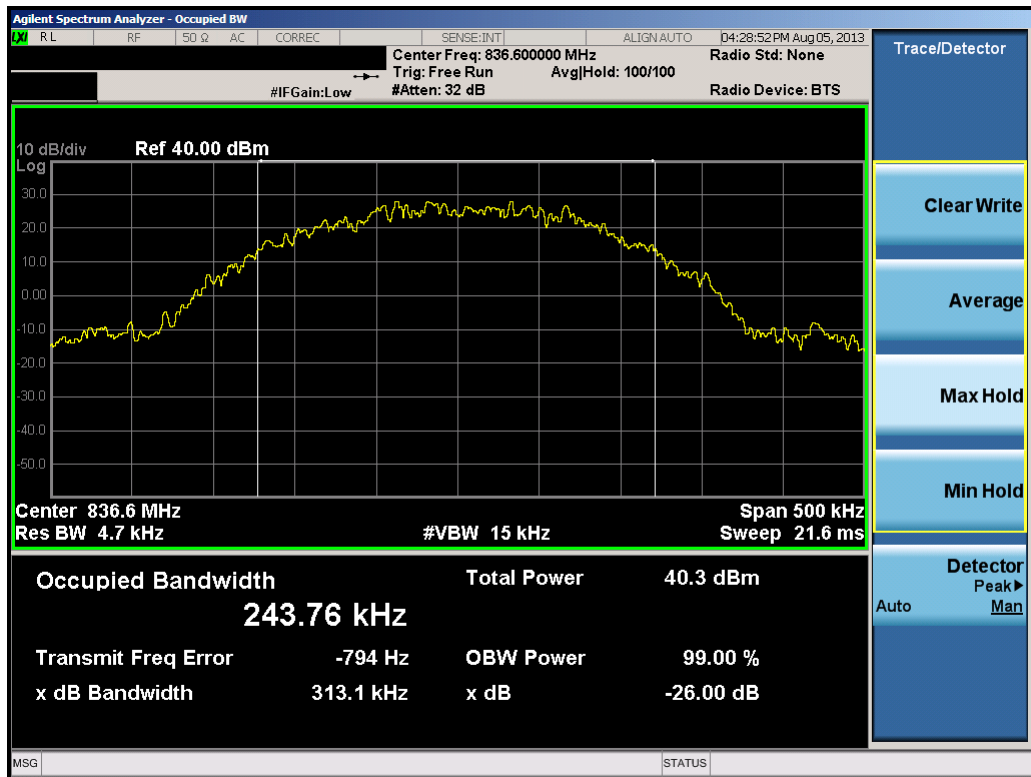


PLOT 7-6. CONDUCTED SPURIOUS PLOT (CELLULAR GSM MODE – CH. 190)

FCC ID: ZNFA380	PCTEST ENGINEERING LABORATORY, INC.	FCC Pt. 22,24 GSM/EDGE/WCDMA MEASUREMENT REPORT (CERTIFICATION)		Reviewed by: Quality Manager
Test Report S/N: 0Y1307291489.ZNF	Test Dates: August 01 - 27, 2013	EUT Type: Portable Handset		Page 37 of 55

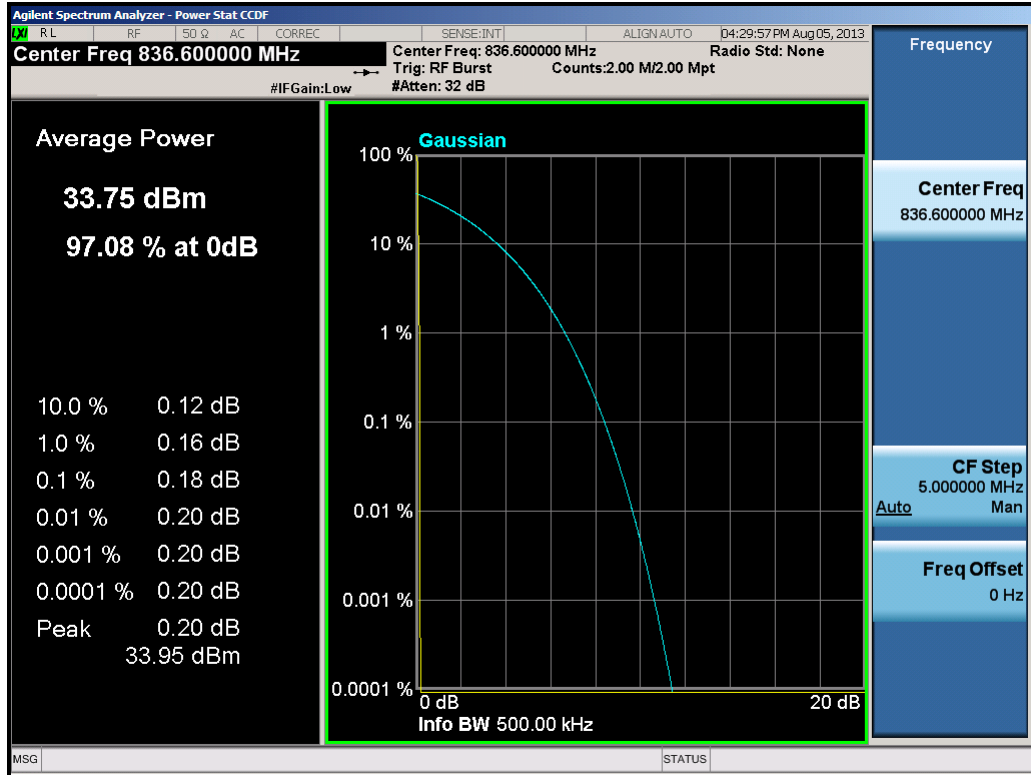


PLOT 7-7. CONDUCTED SPURIOUS PLOT (CELLULAR GSM MODE – CH. 190)

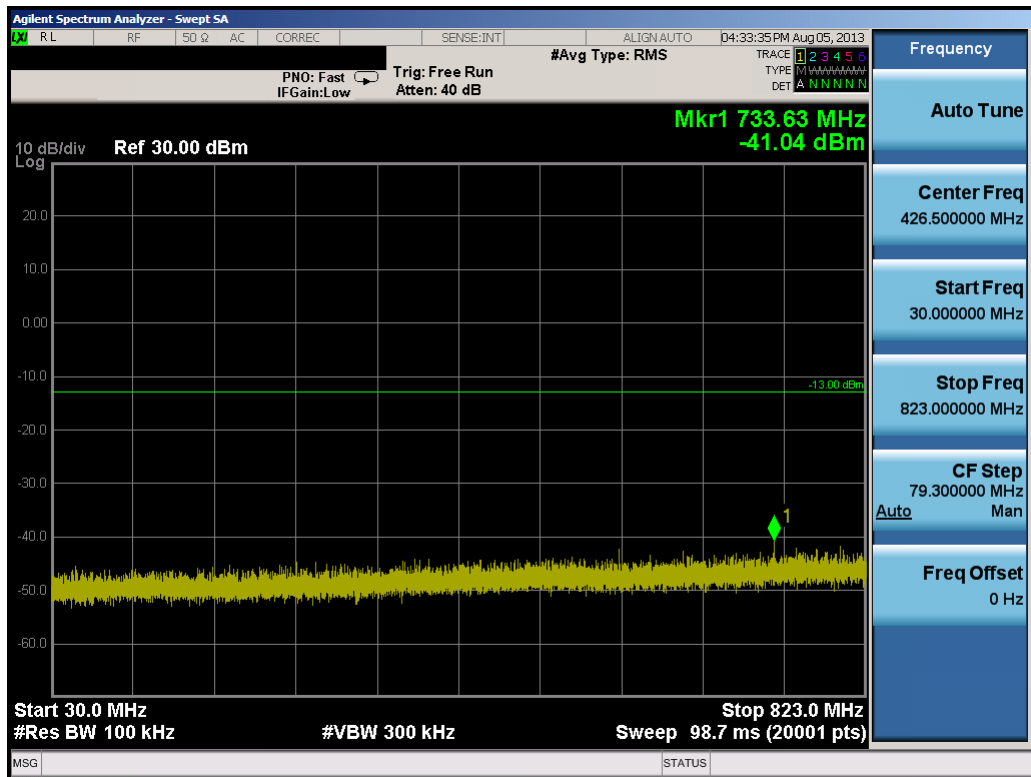


PLOT 7-8. OCCUPIED BANDWIDTH PLOT (CELLULAR GSM MODE – CH. 190)

FCC ID: ZNFA380	PCTEST ENGINEERING LABORATORY, INC.	FCC Pt. 22,24 GSM/EDGE/WCDMA MEASUREMENT REPORT (CERTIFICATION)	LG	Reviewed by: Quality Manager
Test Report S/N: 0Y1307291489.ZNF	Test Dates: August 01 - 27, 2013	EUT Type: Portable Handset		Page 38 of 55

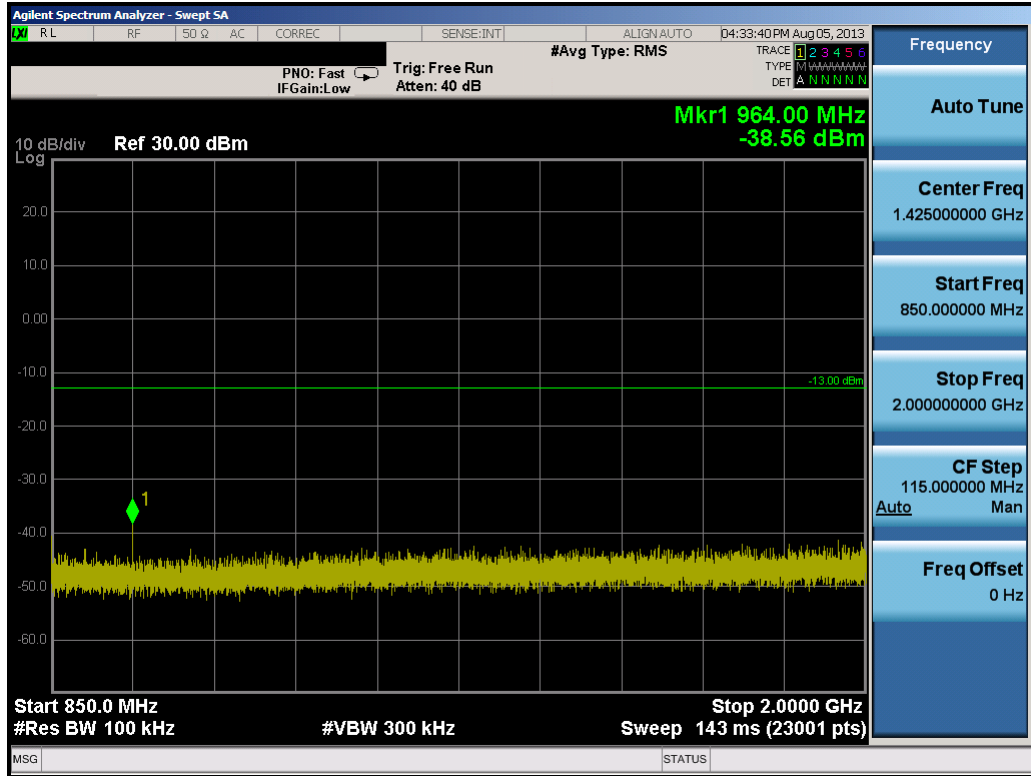


PLOT 7-9. PEAK-AVERAGE RATIO PLOT (CELLULAR GSM MODE – CH. 190)

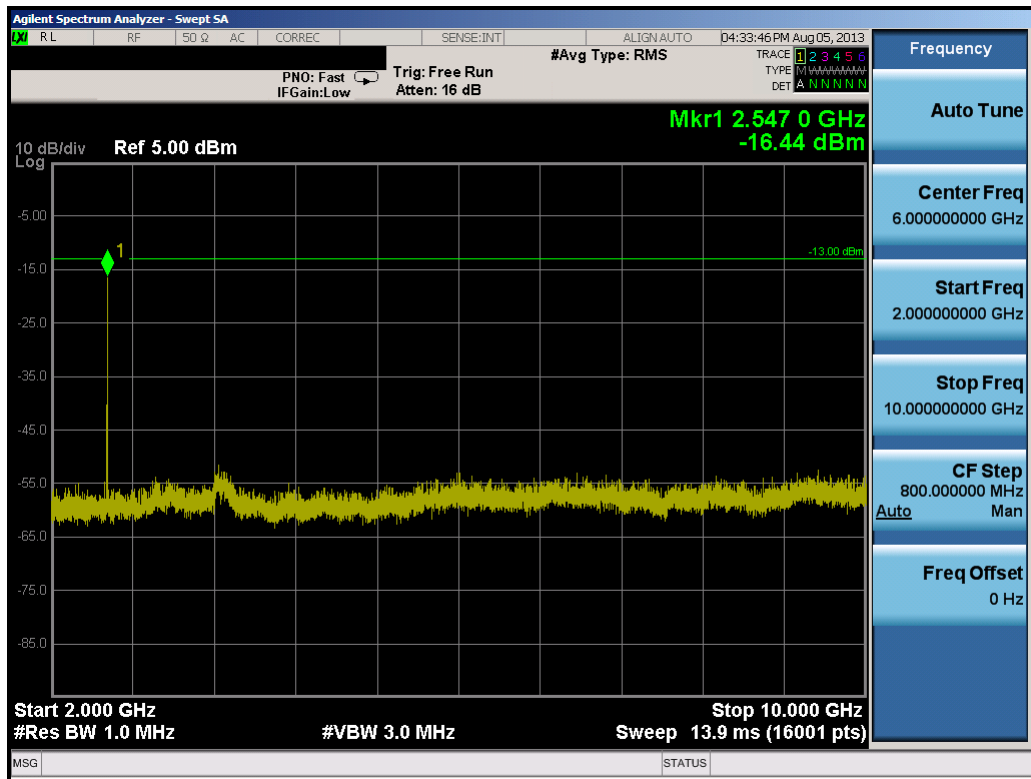


PLOT 7-10. CONDUCTED SPURIOUS PLOT (CELLULAR GSM MODE – CH. 251)

FCC ID: ZNFA380	PCTEST ENGINEERING LABORATORY, INC.	FCC Pt. 22,24 GSM/EDGE/WCDMA MEASUREMENT REPORT (CERTIFICATION)	LG	Reviewed by: Quality Manager
Test Report S/N: 0Y1307291489.ZNF	Test Dates: August 01 - 27, 2013	EUT Type: Portable Handset		Page 39 of 55

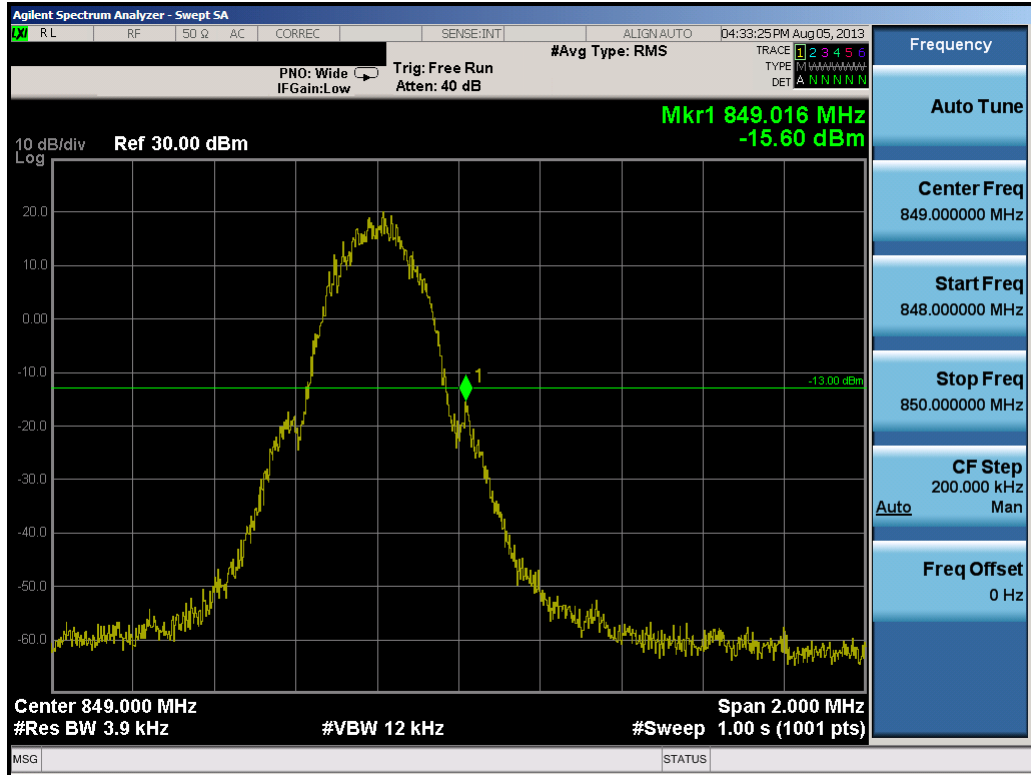


PLOT 7-11. CONDUCTED SPURIOUS PLOT (CELLULAR GSM MODE – CH. 251)

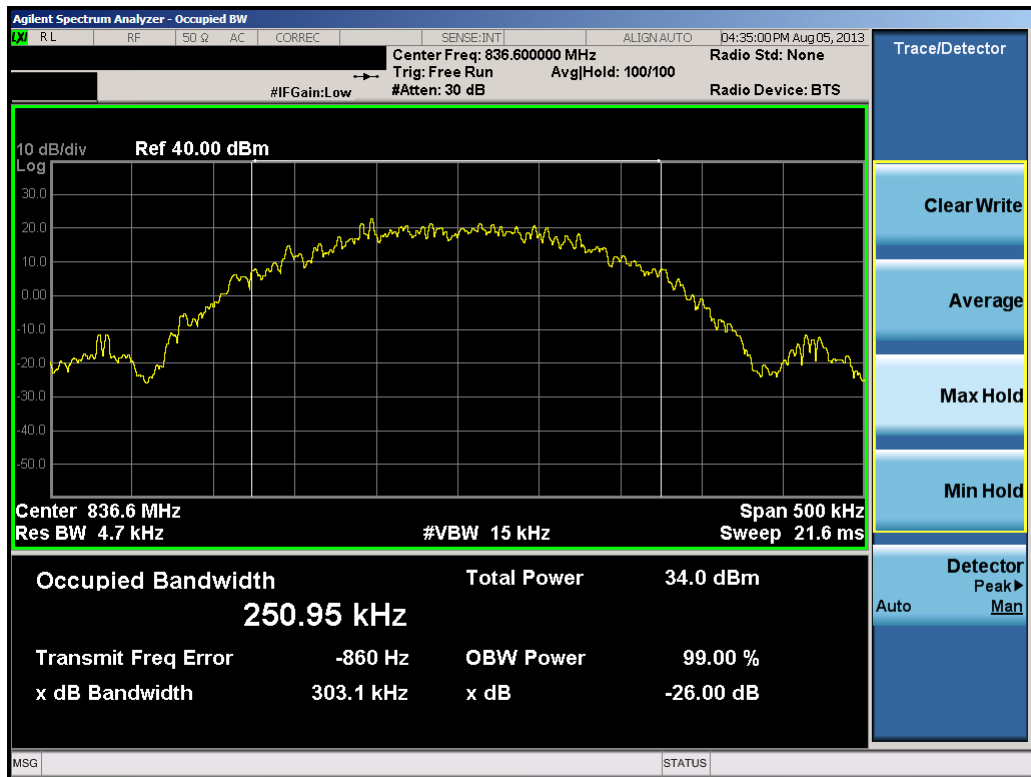


PLOT 7-12. CONDUCTED SPURIOUS PLOT (CELLULAR GSM MODE – CH. 251)

FCC ID: ZNFA380	PCTEST	FCC Pt. 22,24 GSM/EDGE/WCDMA MEASUREMENT REPORT (CERTIFICATION)	LG	Reviewed by: Quality Manager
Test Report S/N: 0Y1307291489.ZNF	Test Dates: August 01 - 27, 2013	EUT Type: Portable Handset		Page 40 of 55

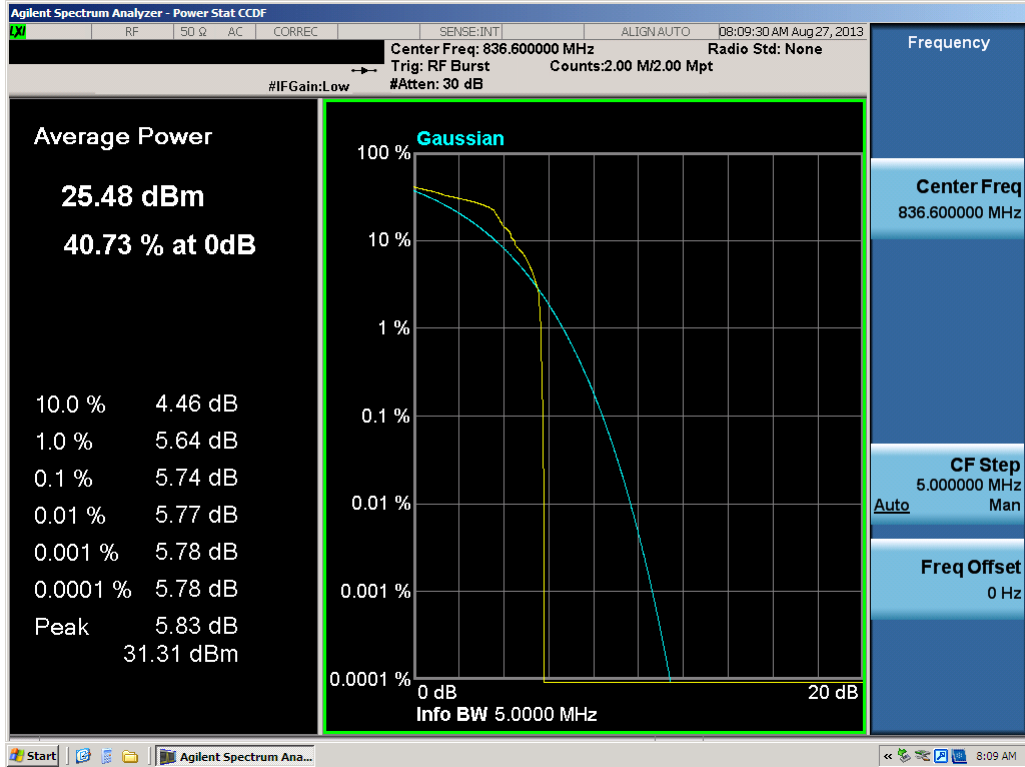


PLOT 7-13. BAND EDGE PLOT (CELLULAR GSM MODE – CH. 251)

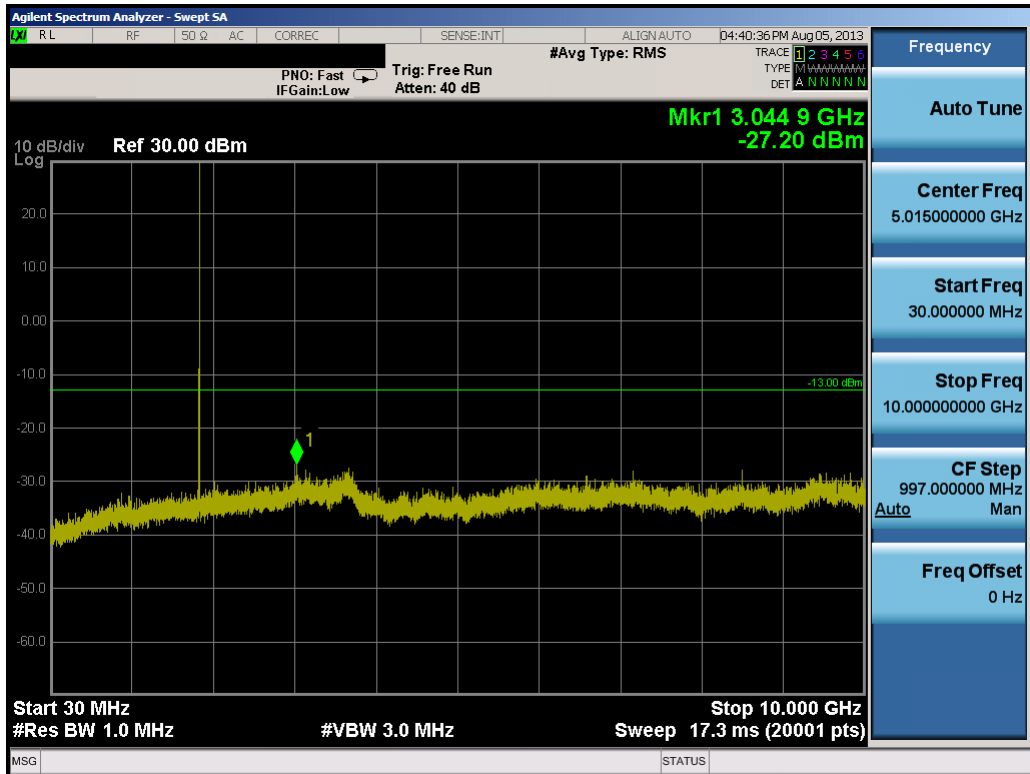


PLOT 7-14. OCCUPIED BANDWIDTH PLOT (EDGE850 MODE – CH. 190)

FCC ID: ZNFA380	PCTEST ENGINEERING LABORATORY, INC.	FCC Pt. 22,24 GSM/EDGE/WCDMA MEASUREMENT REPORT (CERTIFICATION)	LG	Reviewed by: Quality Manager
Test Report S/N: 0Y1307291489.ZNF	Test Dates: August 01 - 27, 2013	EUT Type: Portable Handset		Page 41 of 55

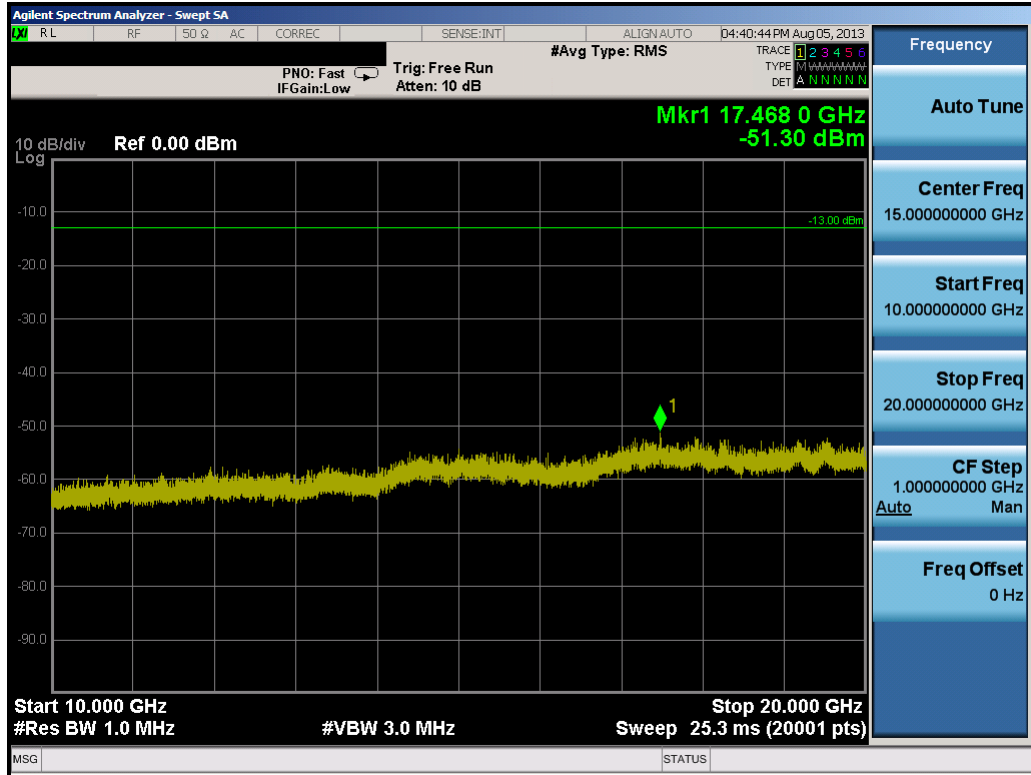


PLOT 7-15. PEAK-AVERAGE RATIO PLOT (EDGE850 MODE – CH. 190)

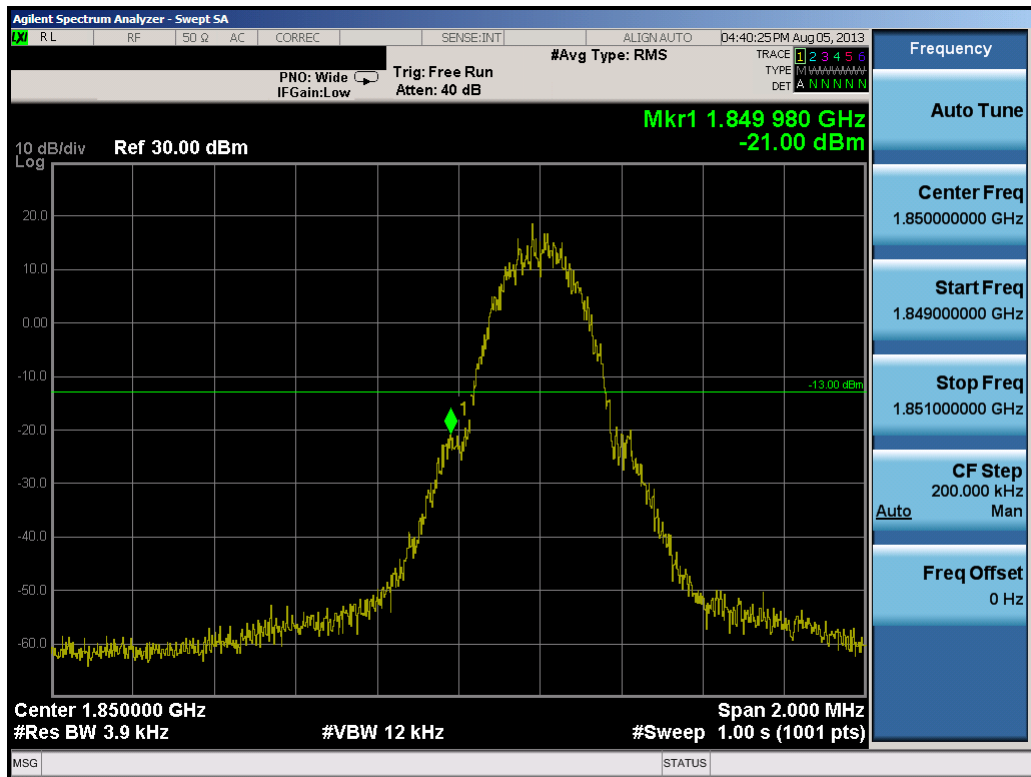


PLOT 7-16. CONDUCTED SPURIOUS PLOT (PCS GSM MODE – CH. 512)

FCC ID: ZNFA380	PCTEST ENGINEERING LABORATORY, INC.	FCC Pt. 22,24 GSM/EDGE/WCDMA MEASUREMENT REPORT (CERTIFICATION)	LG	Reviewed by: Quality Manager
Test Report S/N: 0Y1307291489.ZNF	Test Dates: August 01 - 27, 2013	EUT Type: Portable Handset		Page 42 of 55

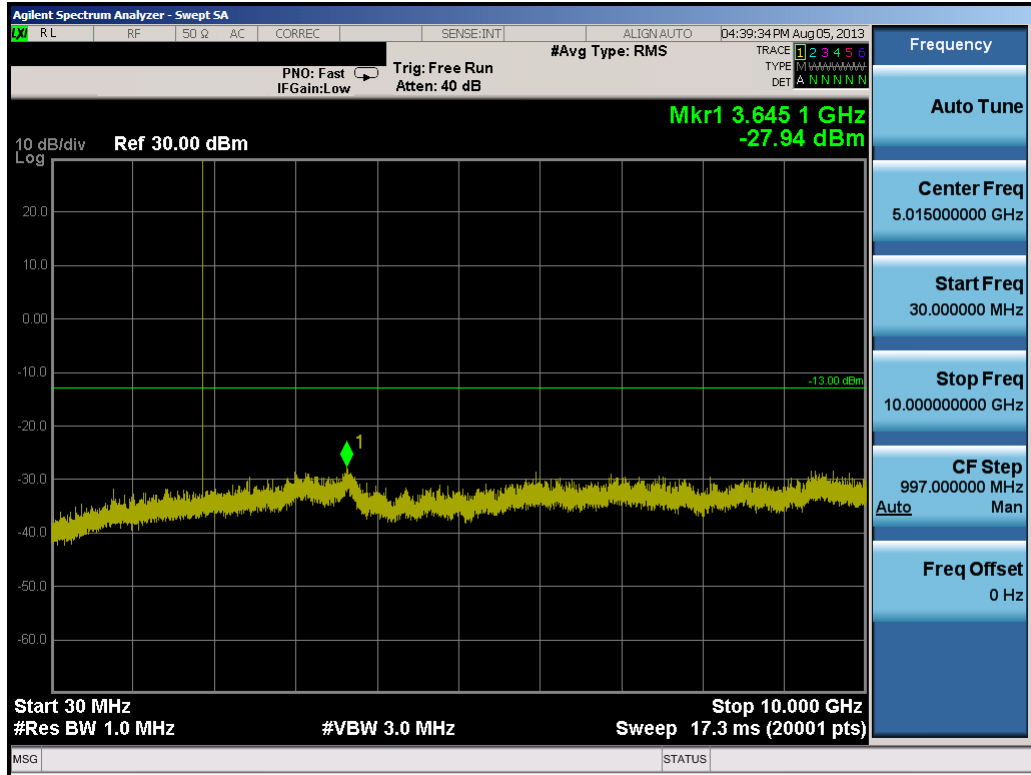


PLOT 7-17. CONDUCTED SPURIOUS PLOT (PCS GSM MODE – CH. 512)

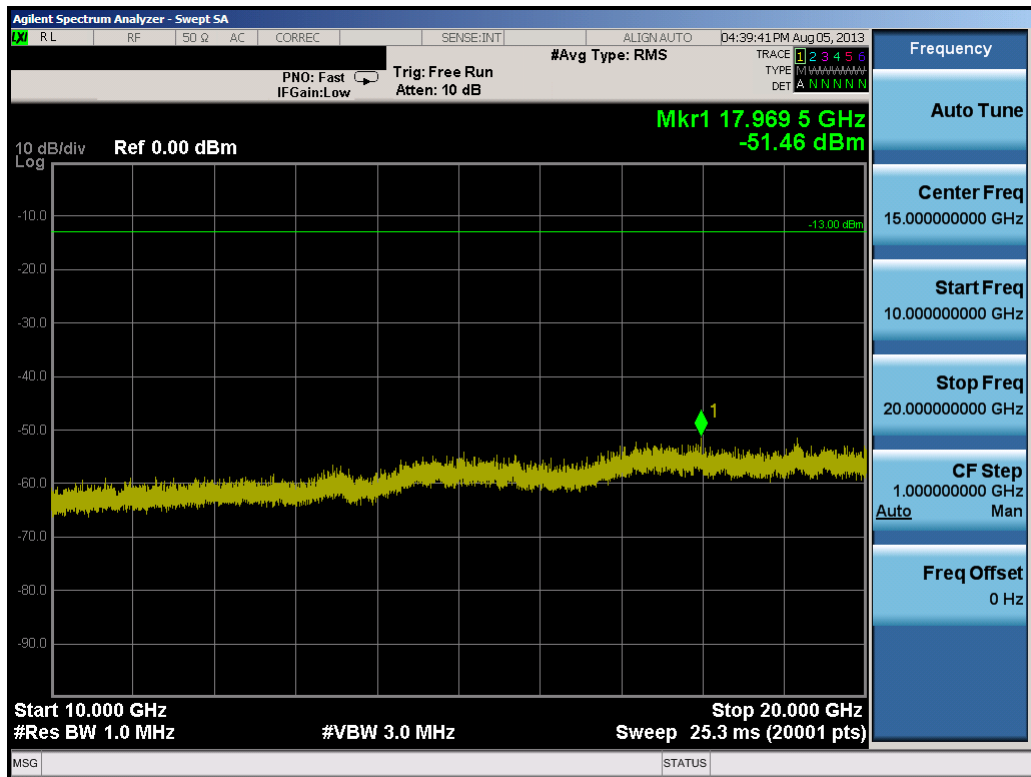


PLOT 7-18. BAND EDGE PLOT (PCS GSM MODE – CH. 512)

FCC ID: ZNFA380	PCTEST ENGINEERING LABORATORY, INC.	FCC Pt. 22,24 GSM/EDGE/WCDMA MEASUREMENT REPORT (CERTIFICATION)	LG	Reviewed by: Quality Manager
Test Report S/N: 0Y1307291489.ZNF	Test Dates: August 01 - 27, 2013	EUT Type: Portable Handset		Page 43 of 55

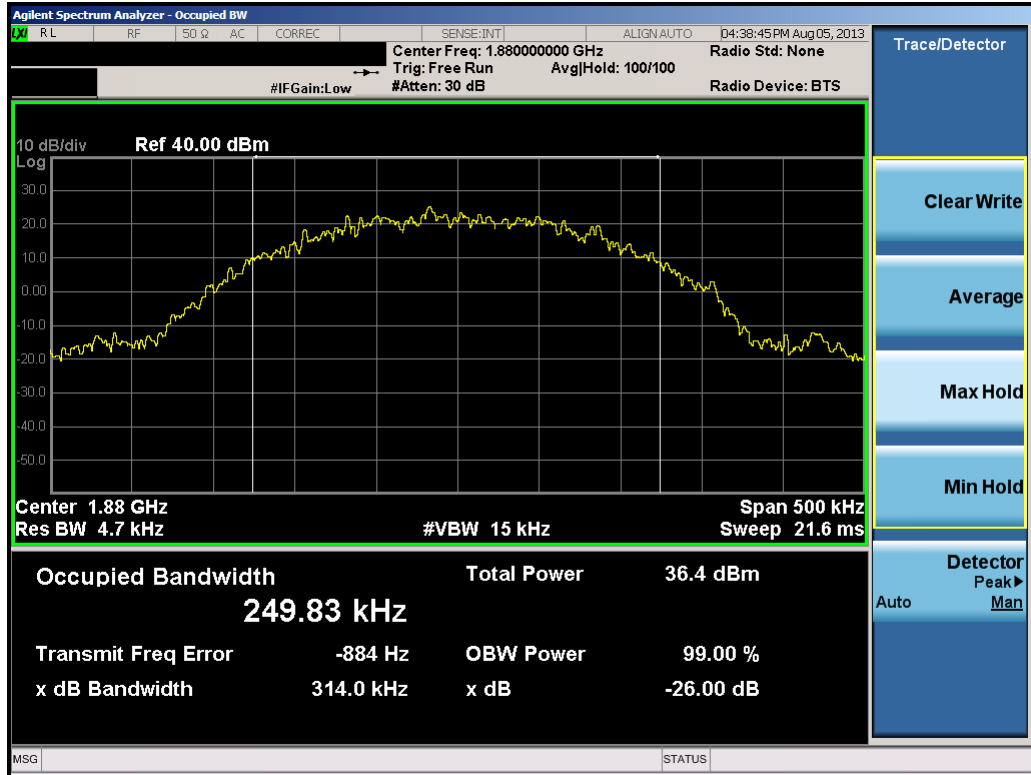


PLOT 7-19. CONDUCTED SPURIOUS PLOT (PCS GSM MODE – CH. 661)

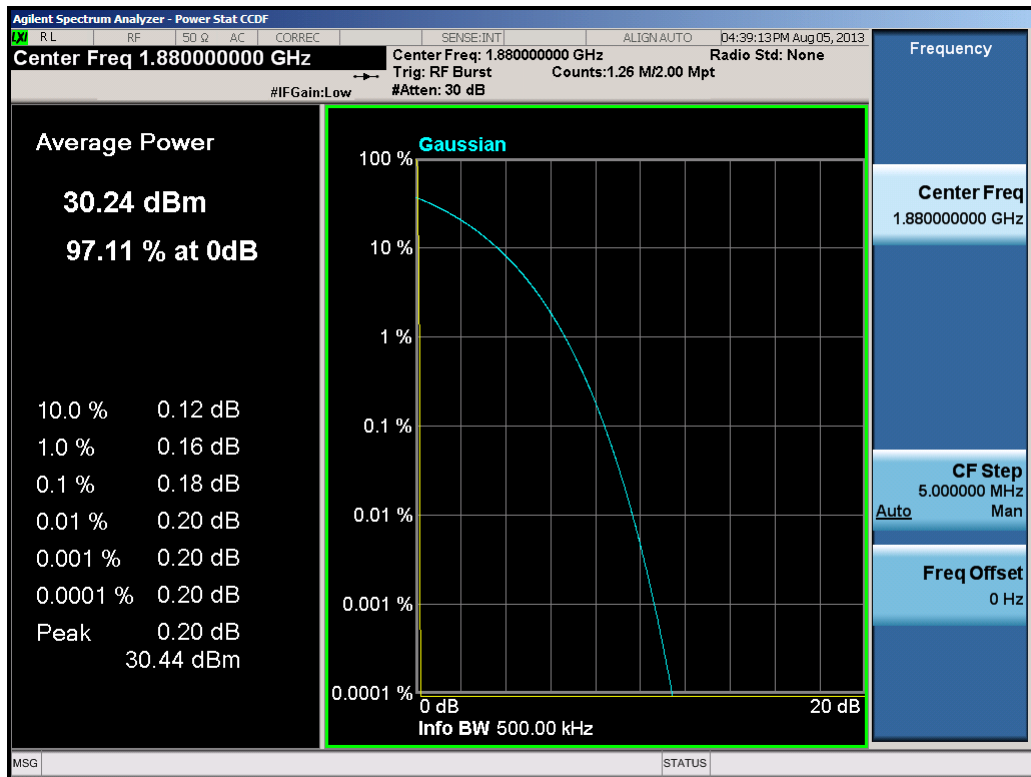


PLOT 7-20. CONDUCTED SPURIOUS PLOT (PCS GSM MODE – CH. 661)

FCC ID: ZNFA380	PCTEST ENGINEERING LABORATORY, INC.	FCC Pt. 22,24 GSM/EDGE/WCDMA MEASUREMENT REPORT (CERTIFICATION)		Reviewed by: Quality Manager
Test Report S/N: 0Y1307291489.ZNF	Test Dates: August 01 - 27, 2013	EUT Type: Portable Handset		Page 44 of 55

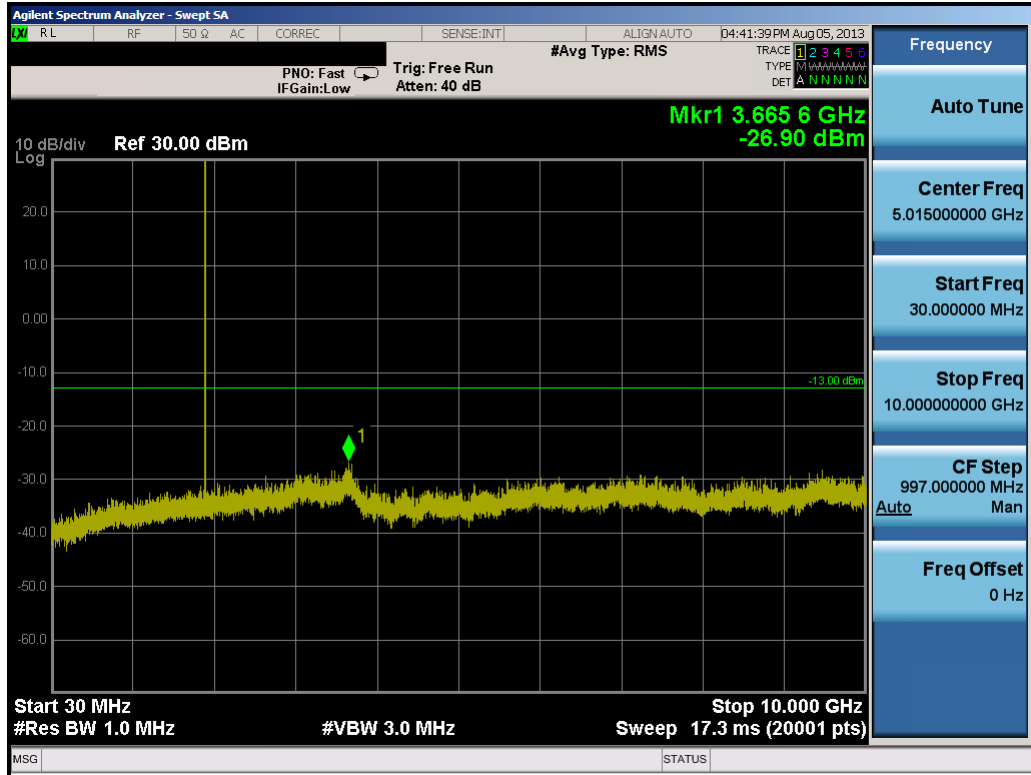


PLOT 7-21. OCCUPIED BANDWIDTH PLOT (PCS GSM MODE – CH. 661)

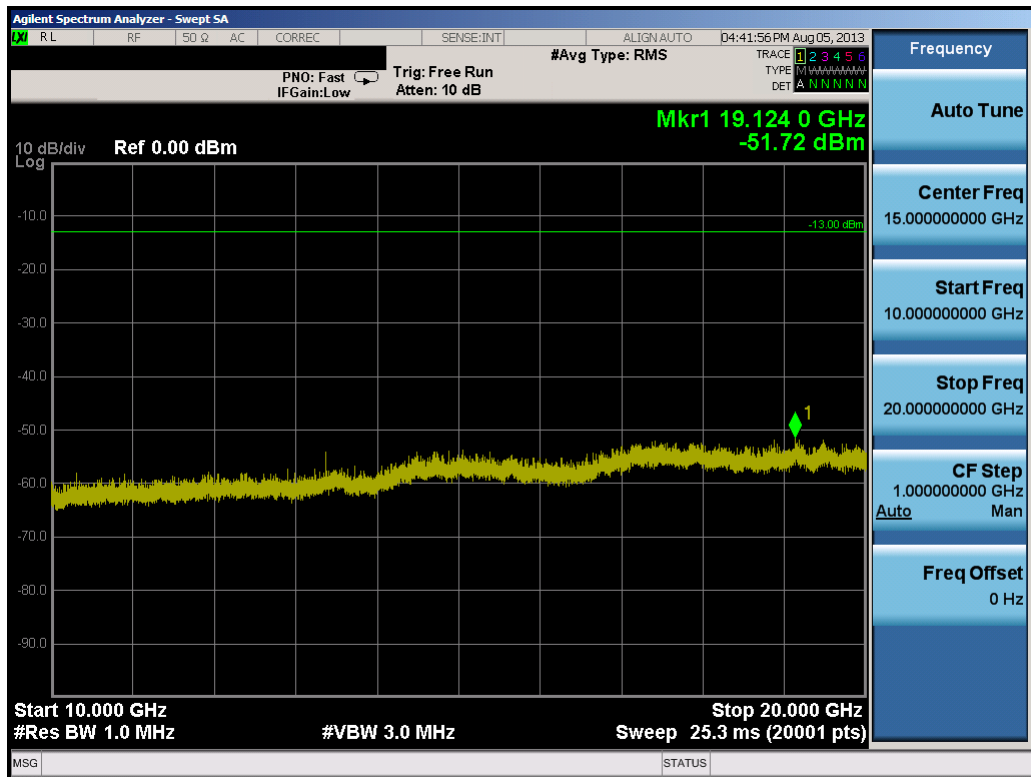


PLOT 7-22. PEAK-AVERAGE RATIO PLOT (PCS GSM MODE – CH. 661)

FCC ID: ZNFA380	PCTEST ENGINEERING LABORATORY, INC.	FCC Pt. 22,24 GSM/EDGE/WCDMA MEASUREMENT REPORT (CERTIFICATION)	LG	Reviewed by: Quality Manager
Test Report S/N: 0Y1307291489.ZNF	Test Dates: August 01 - 27, 2013	EUT Type: Portable Handset		Page 45 of 55

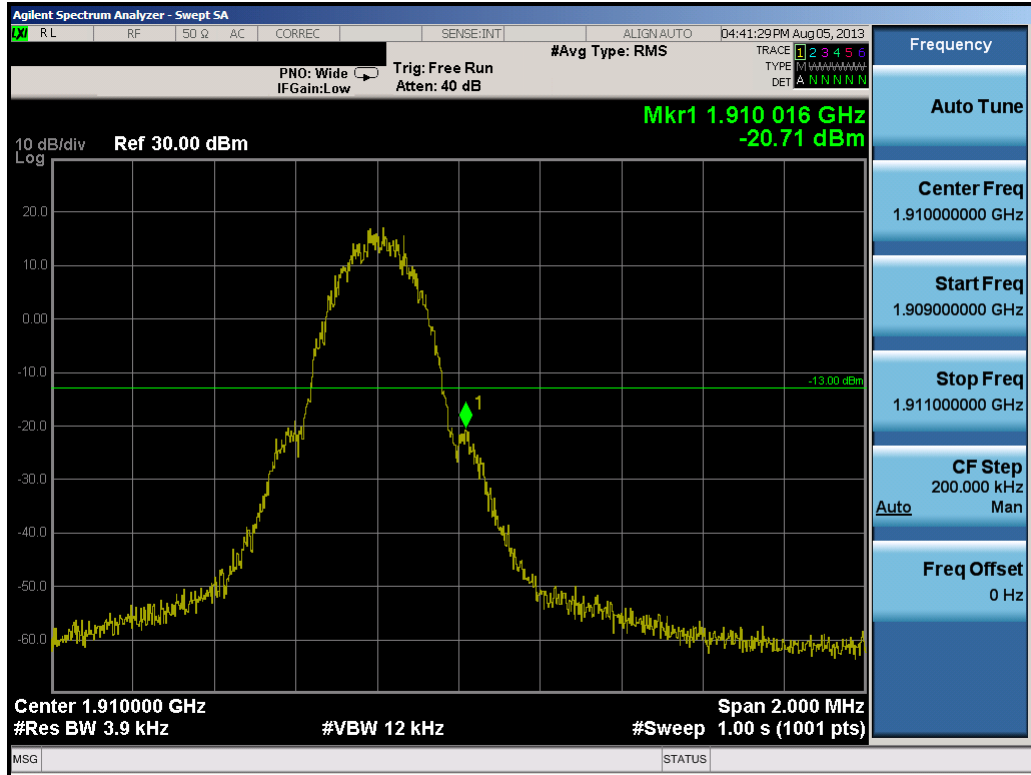


PLOT 7-23. CONDUCTED SPURIOUS PLOT (PCS GSM MODE – CH. 810)

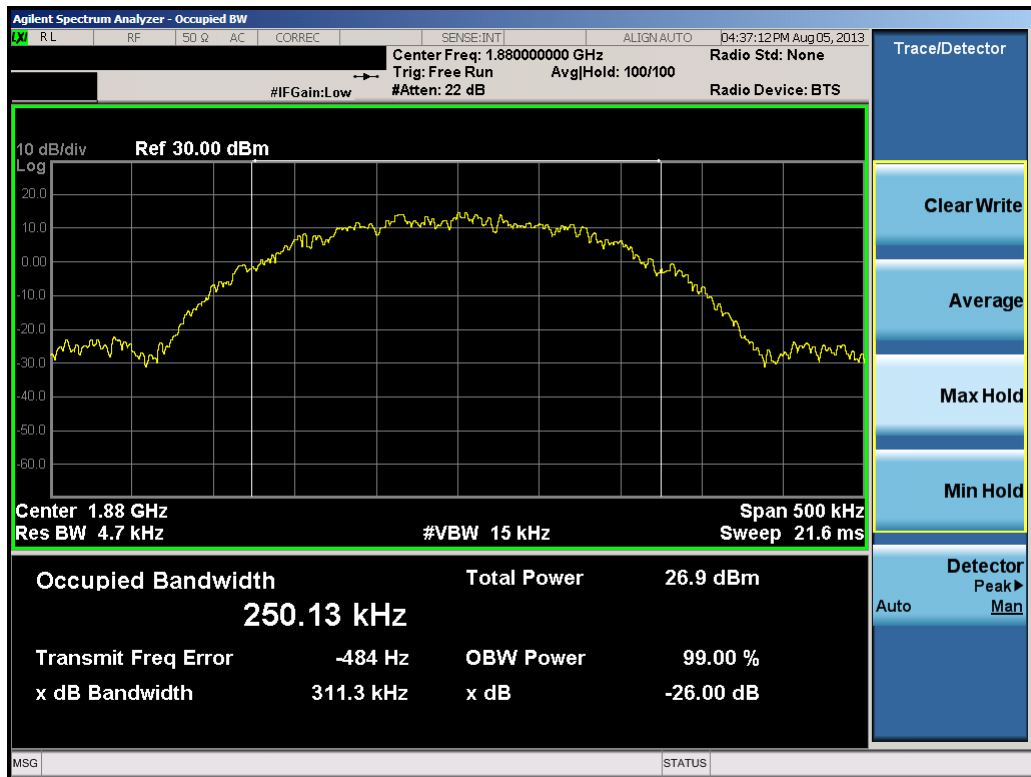


PLOT 7-24. CONDUCTED SPURIOUS PLOT (PCS GSM MODE – CH. 810)

FCC ID: ZNFA380	PCTEST ENGINEERING LABORATORY, INC.	FCC Pt. 22,24 GSM/EDGE/WCDMA MEASUREMENT REPORT (CERTIFICATION)		Reviewed by: Quality Manager
Test Report S/N: 0Y1307291489.ZNF	Test Dates: August 01 - 27, 2013	EUT Type: Portable Handset		Page 46 of 55

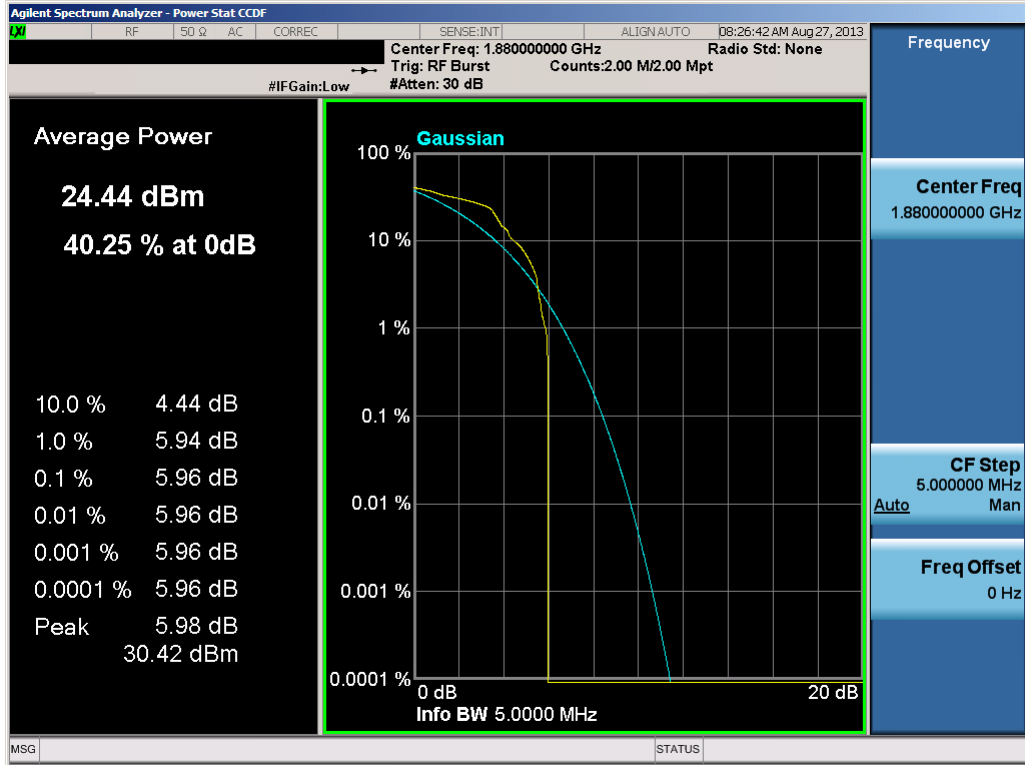


PLOT 7-25. BAND EDGE PLOT (PCS GSM MODE – CH. 810)

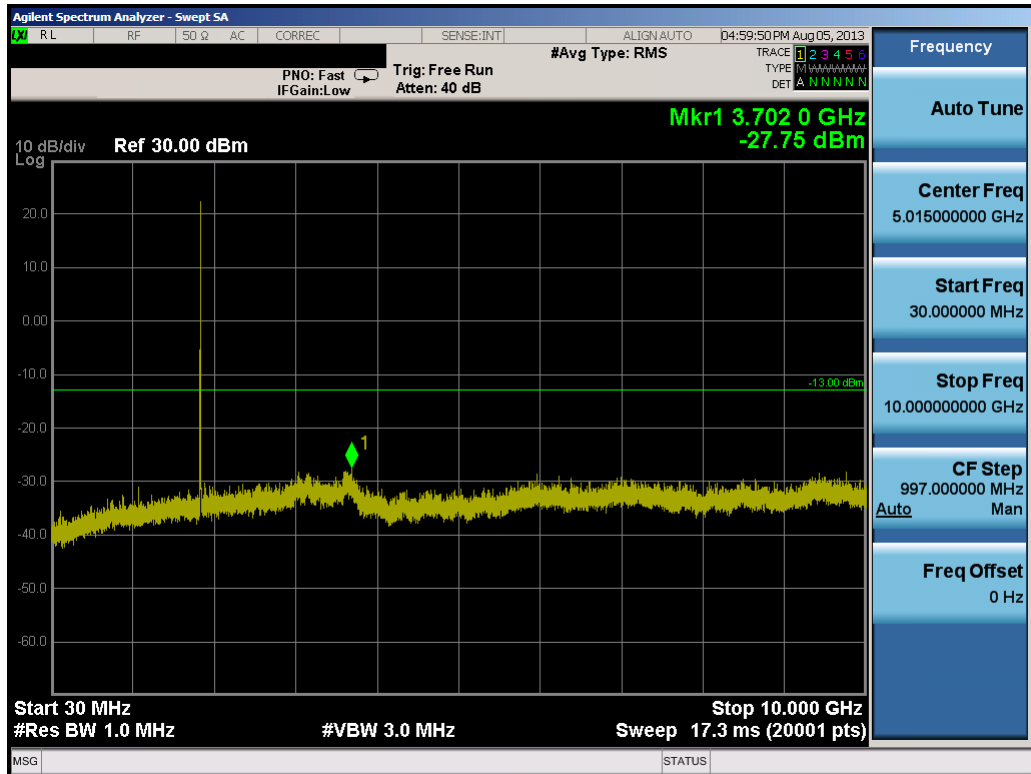


PLOT 7-26. OCCUPIED BANDWIDTH PLOT (EDGE1900 MODE – CH. 661)

FCC ID: ZNFA380	PCTEST ENGINEERING LABORATORY, INC.	FCC Pt. 22,24 GSM/EDGE/WCDMA MEASUREMENT REPORT (CERTIFICATION)	LG	Reviewed by: Quality Manager
Test Report S/N: 0Y1307291489.ZNF	Test Dates: August 01 - 27, 2013	EUT Type: Portable Handset		Page 47 of 55

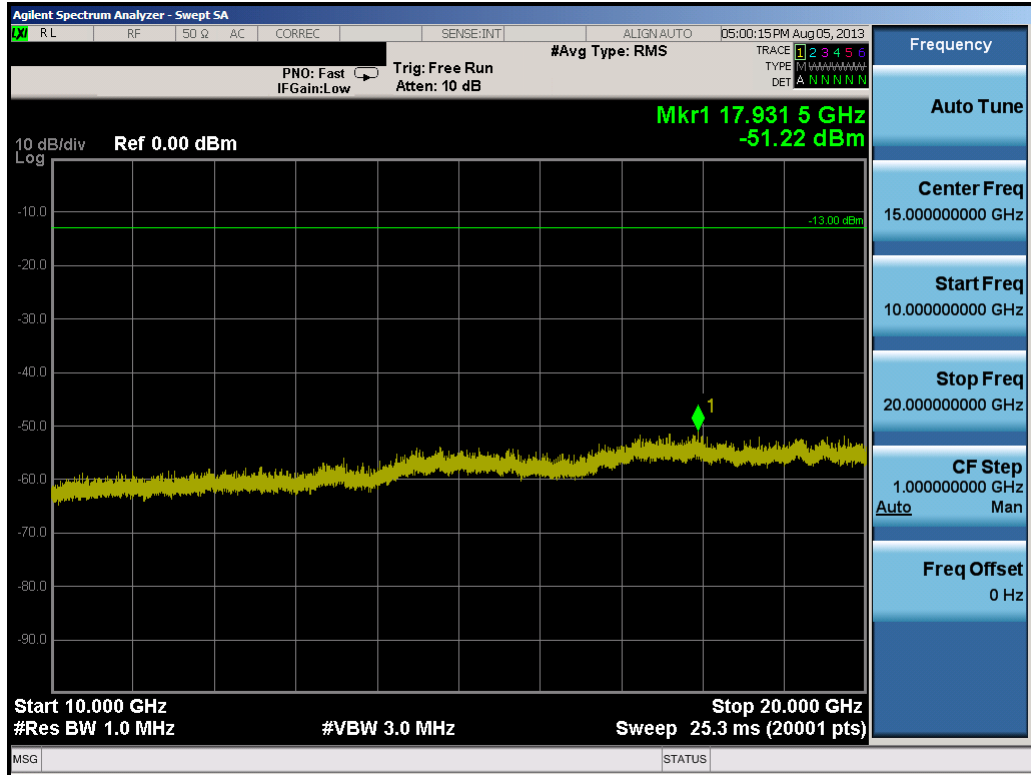


PLOT 7-27. PEAK-AVERAGE RATIO PLOT (EDGE1900 MODE – CH. 661)

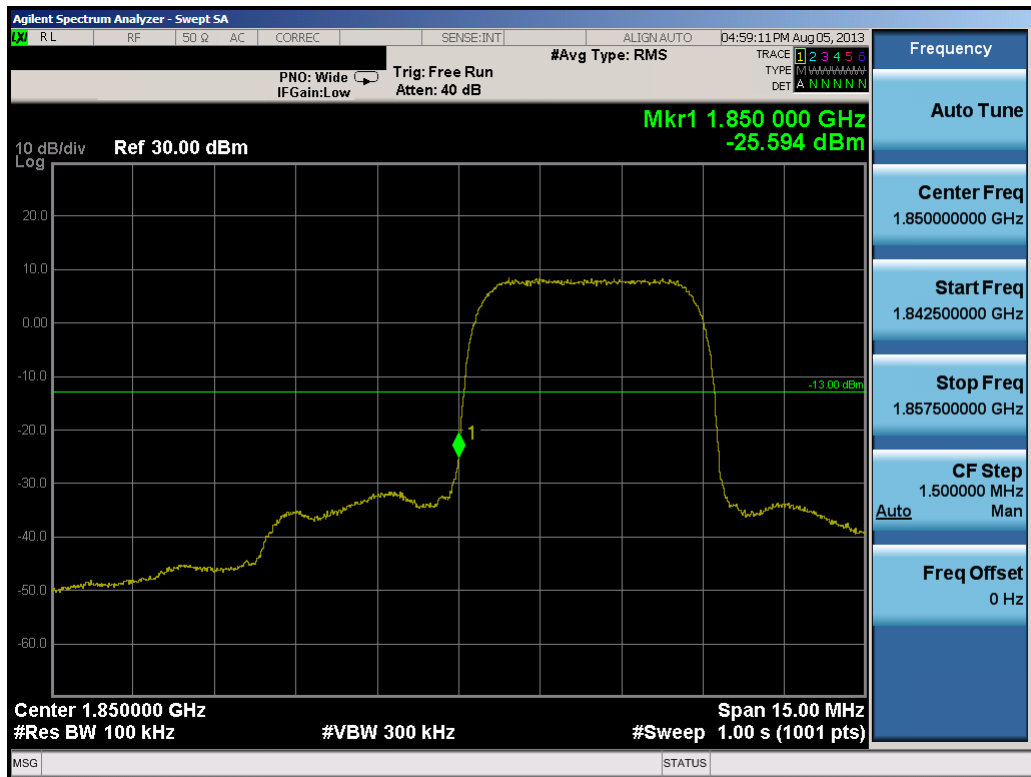


PLOT 7-28. CONDUCTED SPURIOUS PLOT (PCS WCDMA MODE – CH. 9262)

FCC ID: ZNFA380	PCTEST ENGINEERING LABORATORY, INC.	FCC Pt. 22,24 GSM/EDGE/WCDMA MEASUREMENT REPORT (CERTIFICATION)	LG	Reviewed by: Quality Manager
Test Report S/N: 0Y1307291489.ZNF	Test Dates: August 01 - 27, 2013	EUT Type: Portable Handset		Page 48 of 55

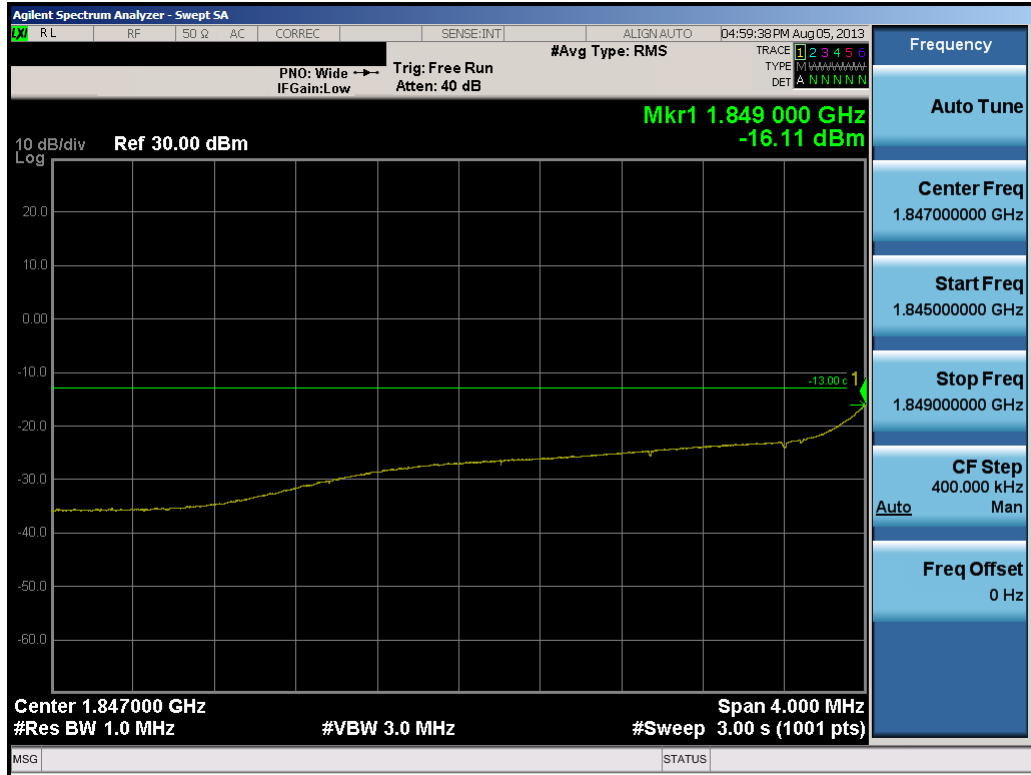


PLOT 7-29. CONDUCTED SPURIOUS PLOT (PCS WCDMA MODE – CH. 9262)

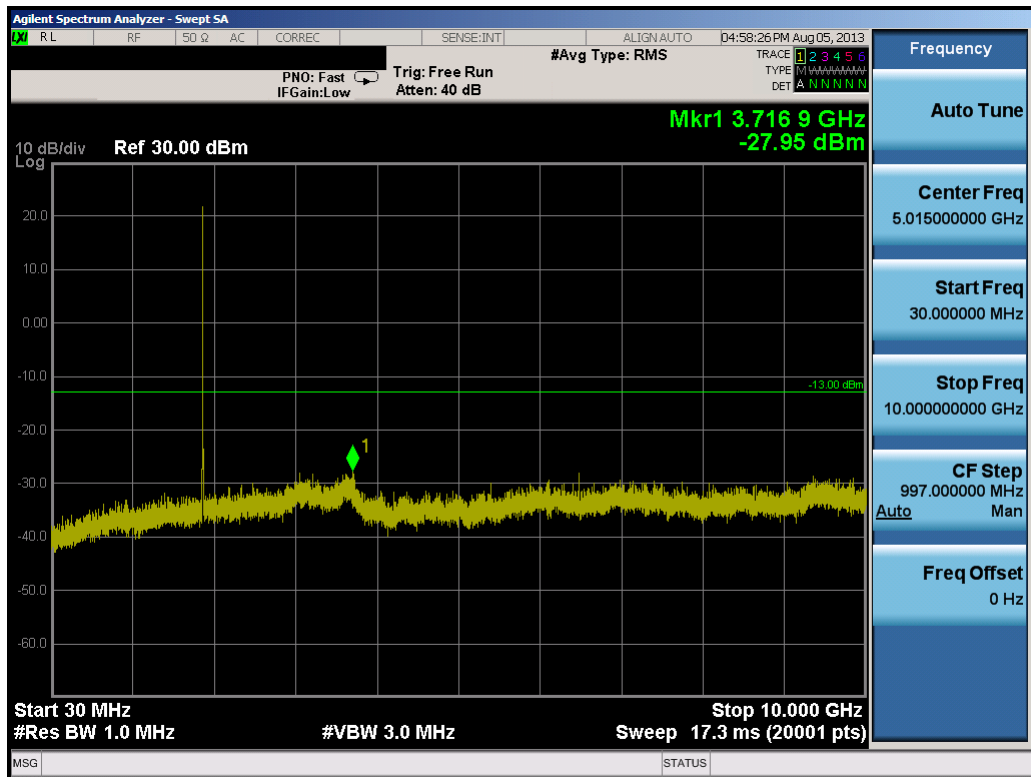


PLOT 7-30. BAND EDGE PLOT (PCS WCDMA MODE – CH. 9262)

FCC ID: ZNFA380	PCTEST ENGINEERING LABORATORY, INC.	FCC Pt. 22,24 GSM/EDGE/WCDMA MEASUREMENT REPORT (CERTIFICATION)	LG	Reviewed by: Quality Manager
Test Report S/N: 0Y1307291489.ZNF	Test Dates: August 01 - 27, 2013	EUT Type: Portable Handset		Page 49 of 55

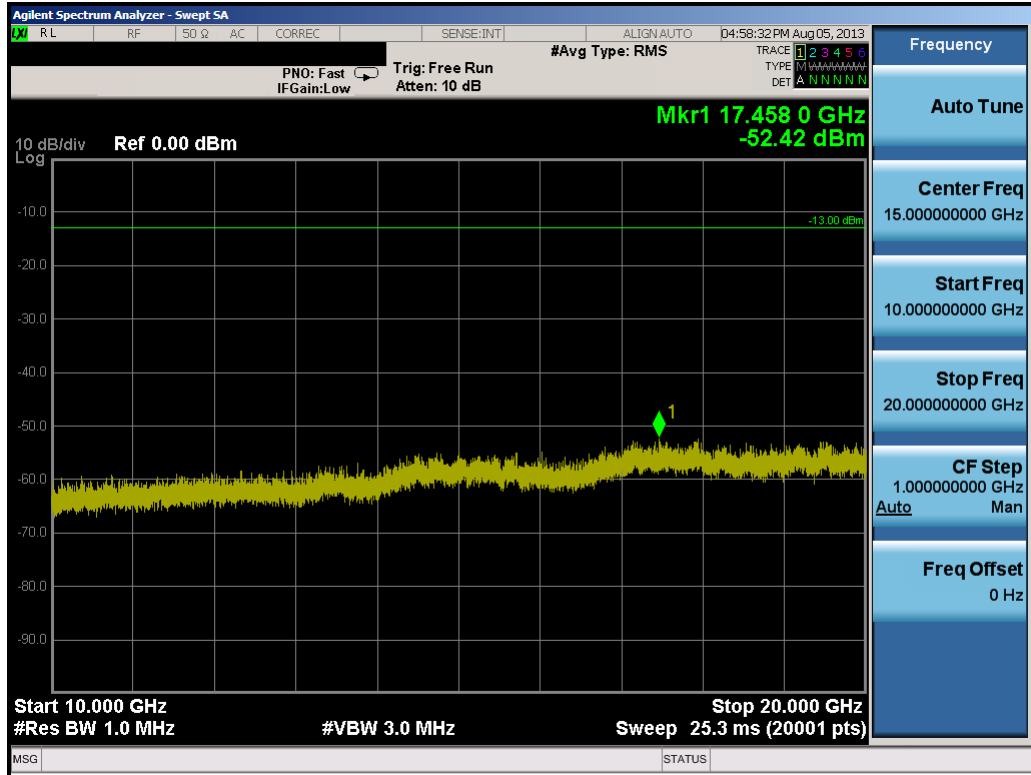


PLOT 7-31. 4MHZ SPAN PLOT (PCS WCDMA MODE – CH. 9262)

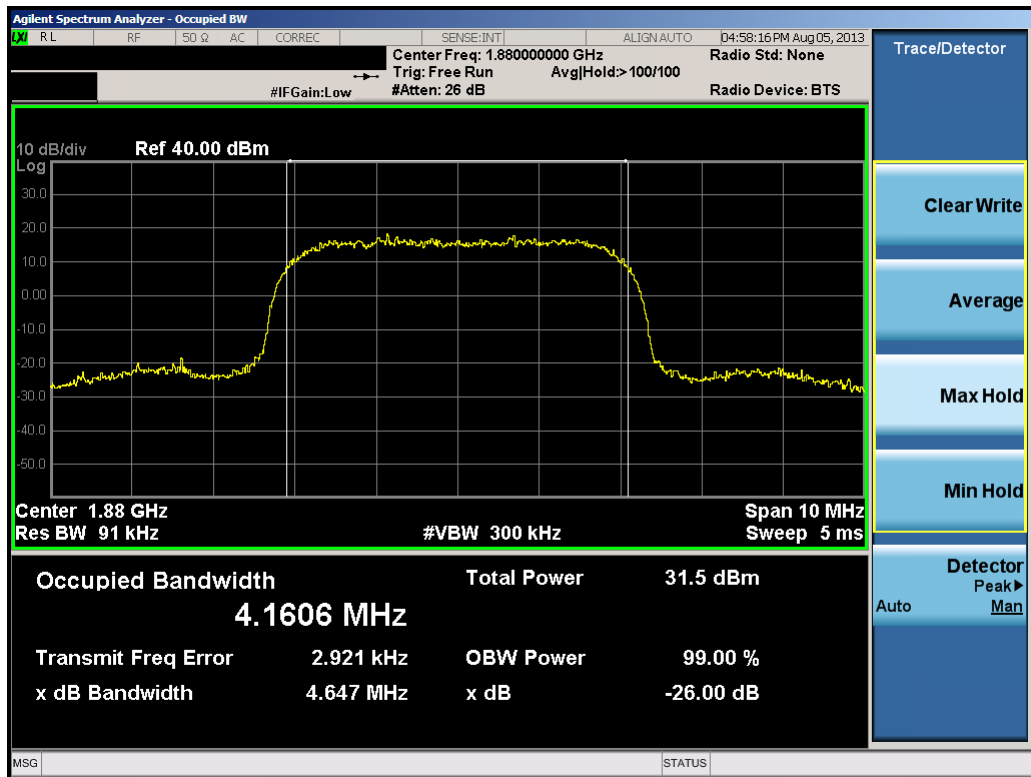


PLOT 7-32. CONDUCTED SPURIOUS PLOT (PCS WCDMA MODE – CH. 9400)

FCC ID: ZNFA380	PCTEST ENGINEERING LABORATORY, INC.	FCC Pt. 22,24 GSM/EDGE/WCDMA MEASUREMENT REPORT (CERTIFICATION)	LG	Reviewed by: Quality Manager
Test Report S/N: 0Y1307291489.ZNF	Test Dates: August 01 - 27, 2013	EUT Type: Portable Handset		Page 50 of 55

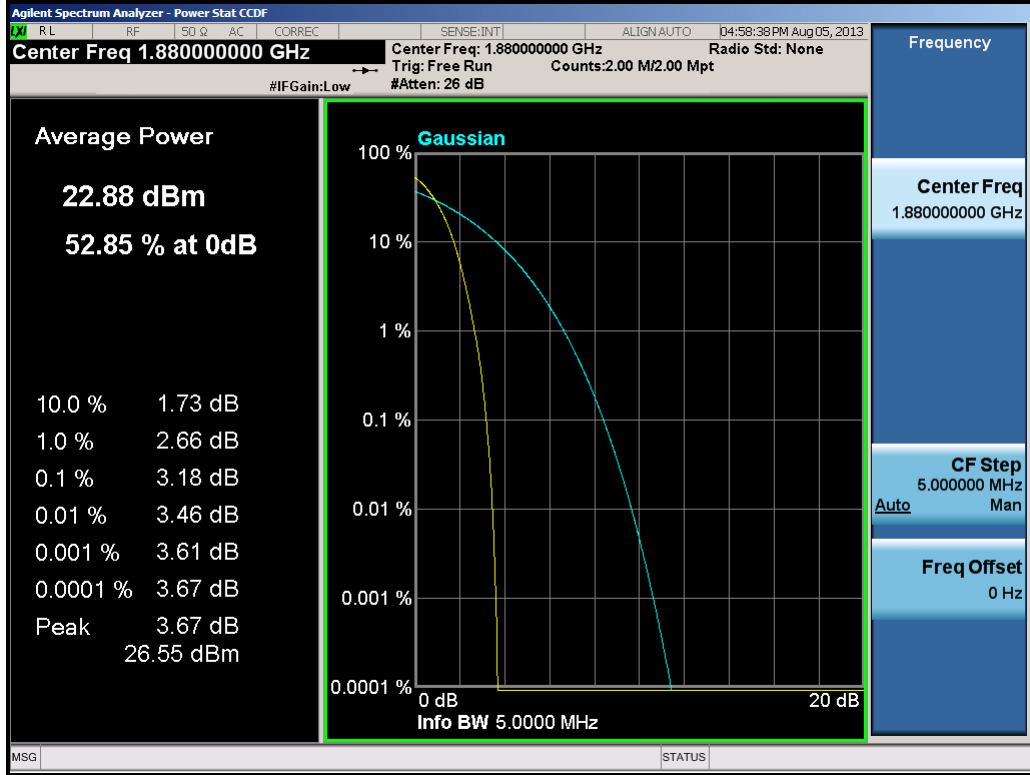


PLOT 7-33. CONDUCTED SPURIOUS PLOT (PCS WCDMA MODE – CH. 9400)

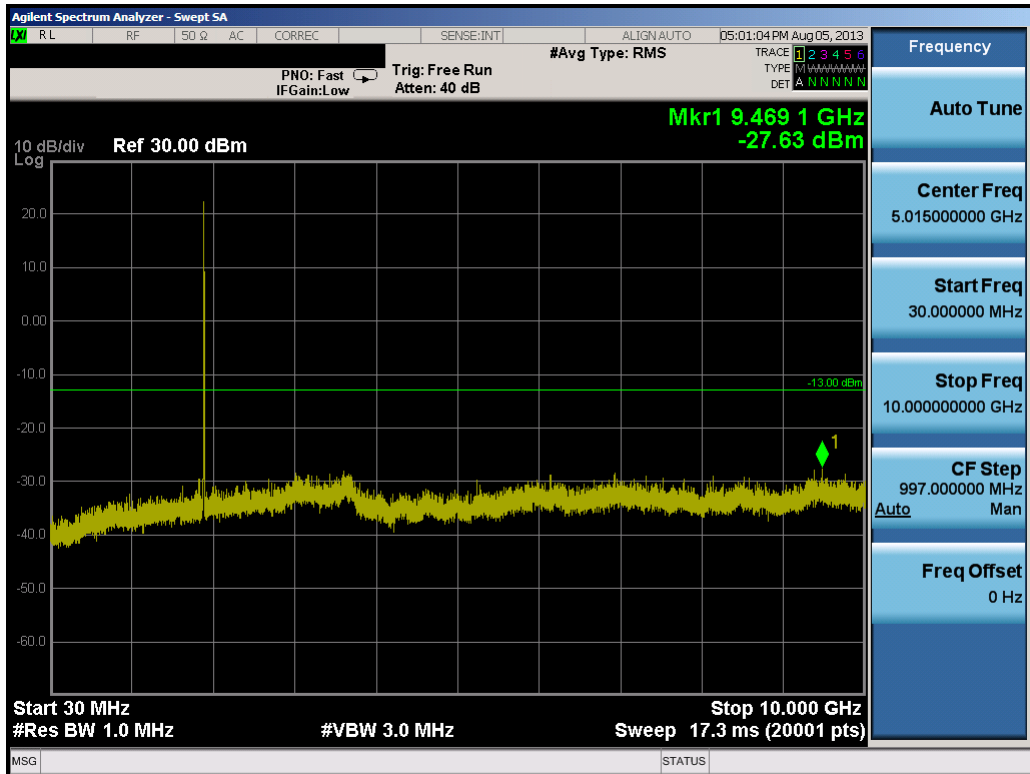


PLOT 7-34. OCCUPIED BANDWIDTH PLOT (PCS WCDMA MODE – CH. 9400)

FCC ID: ZNFA380	PCTEST ENGINEERING LABORATORY, INC.	FCC Pt. 22,24 GSM/EDGE/WCDMA MEASUREMENT REPORT (CERTIFICATION)	LG	Reviewed by: Quality Manager
Test Report S/N: 0Y1307291489.ZNF	Test Dates: August 01 - 27, 2013	EUT Type: Portable Handset		Page 51 of 55

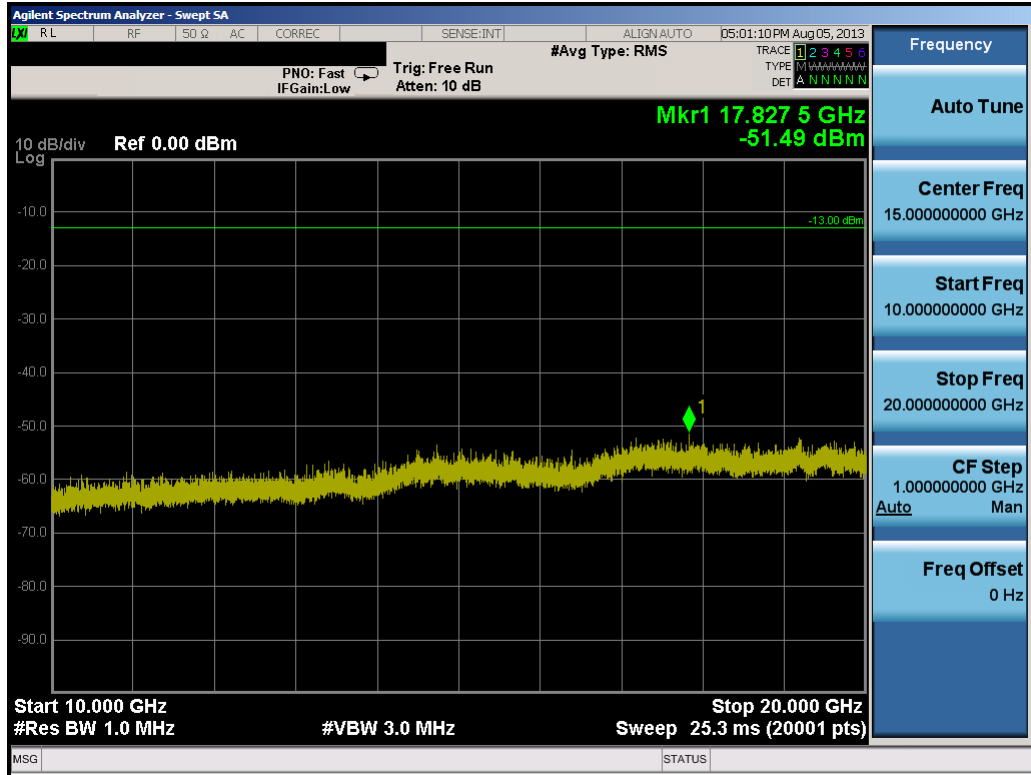


PLOT 7-35. PEAK-AVERAGE RATIO PLOT (PCS WCDMA MODE – CH. 9400)

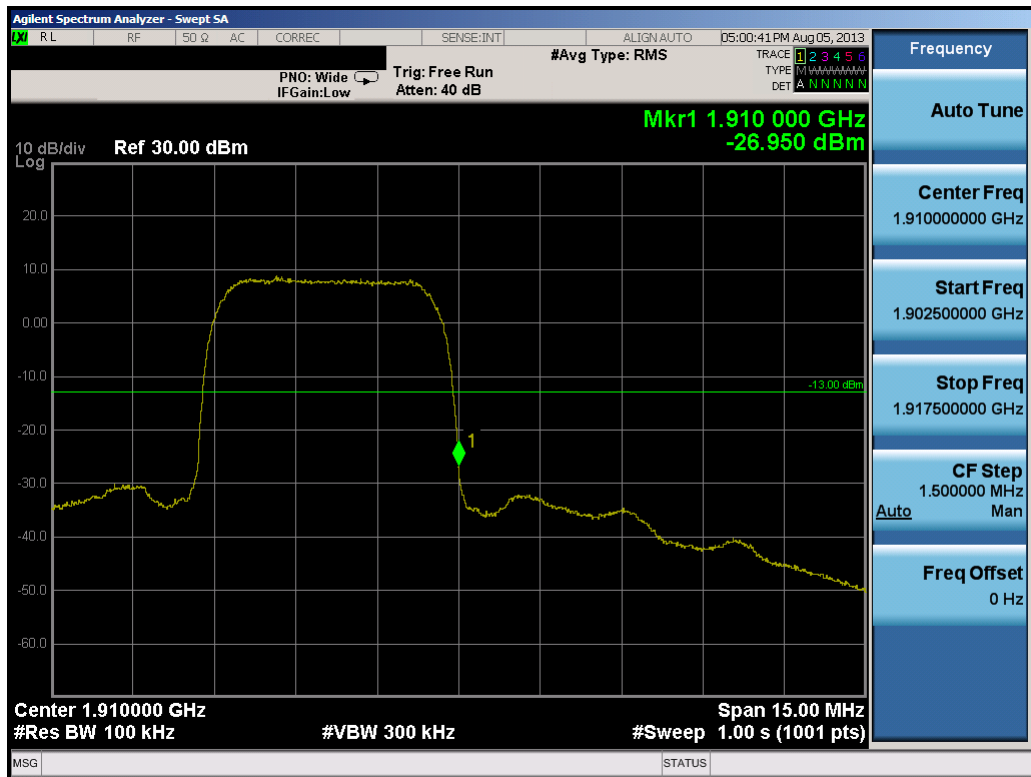


PLOT 7-36. CONDUCTED SPURIOUS PLOT (PCS WCDMA MODE – CH. 9538)

FCC ID: ZNFA380	PCTEST ENGINEERING LABORATORY, INC.	FCC Pt. 22,24 GSM/EDGE/WCDMA MEASUREMENT REPORT (CERTIFICATION)	LG	Reviewed by: Quality Manager
Test Report S/N: 0Y1307291489.ZNF	Test Dates: August 01 - 27, 2013	EUT Type: Portable Handset		Page 52 of 55

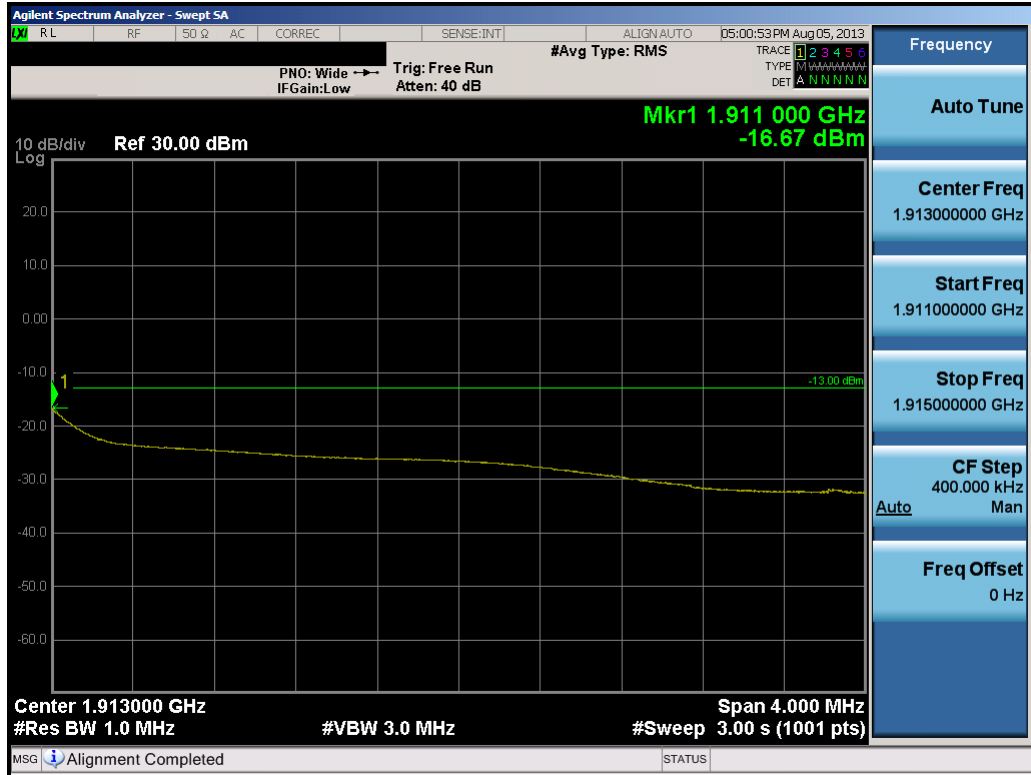


PLOT 7-37. CONDUCTED SPURIOUS PLOT (PCS WCDMA MODE – CH. 9538)



PLOT 7-38. BAND EDGE PLOT (PCS WCDMA MODE – CH. 9538)

FCC ID: ZNFA380	PCTEST ENGINEERING LABORATORY, INC.	FCC Pt. 22,24 GSM/EDGE/WCDMA MEASUREMENT REPORT (CERTIFICATION)		Reviewed by: Quality Manager
Test Report S/N: 0Y1307291489.ZNF	Test Dates: August 01 - 27, 2013	EUT Type: Portable Handset		Page 53 of 55




PLOT 7-39. 4MHZ SPAN PLOT (PCS WCDMA MODE – CH. 9538)

FCC ID: ZNFA380	PCTEST ENGINEERING LABORATORY, INC.	FCC Pt. 22,24 GSM/EDGE/WCDMA MEASUREMENT REPORT (CERTIFICATION)	LG	Reviewed by: Quality Manager
Test Report S/N: 0Y1307291489.ZNF	Test Dates: August 01 - 27, 2013	EUT Type: Portable Handset		Page 54 of 55

8.0 CONCLUSION

The data collected relate only to the item(s) tested and show that the **LG PORTABLE HANDSET FCC ID: ZNFA380** is in compliance with Parts of the FCC Rules 2, 22, 24 and RSS-132, RSS-133 of the Industry Canada rules.

FCC ID: ZNFA380		FCC Pt. 22,24 GSM/EDGE/WCDMA MEASUREMENT REPORT (CERTIFICATION)		Reviewed by: Quality Manager
Test Report S/N: 0Y1307291489.ZNF	Test Dates: August 01 - 27, 2013	EUT Type: Portable Handset		Page 55 of 55