



# APPENDIX D: SAR TEST SETUP PHOTOGRAPHS

<b>FCC ID:</b> ZNFA340	 <b>PCTEST</b> ENGINEERING LABORATORY, INC.	<b>SAR COMPLIANCE REPORT</b>	 <b>LG</b>	<b>Reviewed by:</b> Quality Manager
<b>Test Dates:</b> 12/27/11 - 01/09/12	<b>EUT Type:</b> Portable Handset			Page D1 of D4




**SAR Test Setup Photo 1: Right Touch**




**SAR Test Setup Photo 2: Right Tilt**

<b>FCC ID:</b> ZNFA340		<b>SAR COMPLIANCE REPORT</b>		<b>Reviewed by:</b> Quality Manager
<b>Test Dates:</b> 12/27/11 - 01/09/12	<b>EUT Type:</b> Portable Handset	Page D2 of D4		




**SAR Test Setup Photo 3: Left Touch**




**SAR Test Setup Photo 4: Left Tilt**

<b>FCC ID:</b> ZNFA340		<b>SAR COMPLIANCE REPORT</b>		<b>Reviewed by:</b> Quality Manager
<b>Test Dates:</b> 12/27/11 - 01/09/12	<b>EUT Type:</b> Portable Handset			Page D3 of D4



**SAR Test Setup Photo 5: Mouth Jaw at 2.4 cm**



**SAR Test Setup Photo 6: Body-Worn at 1.5 cm**

**Note:** Headset Cable is connected to the device during body-worn SAR assessment, as seen above.

FCC ID: ZNFA340		SAR COMPLIANCE REPORT		Reviewed by: Quality Manager
Test Dates: 12/27/11 - 01/09/12	EUT Type: Portable Handset			Page D4 of D4