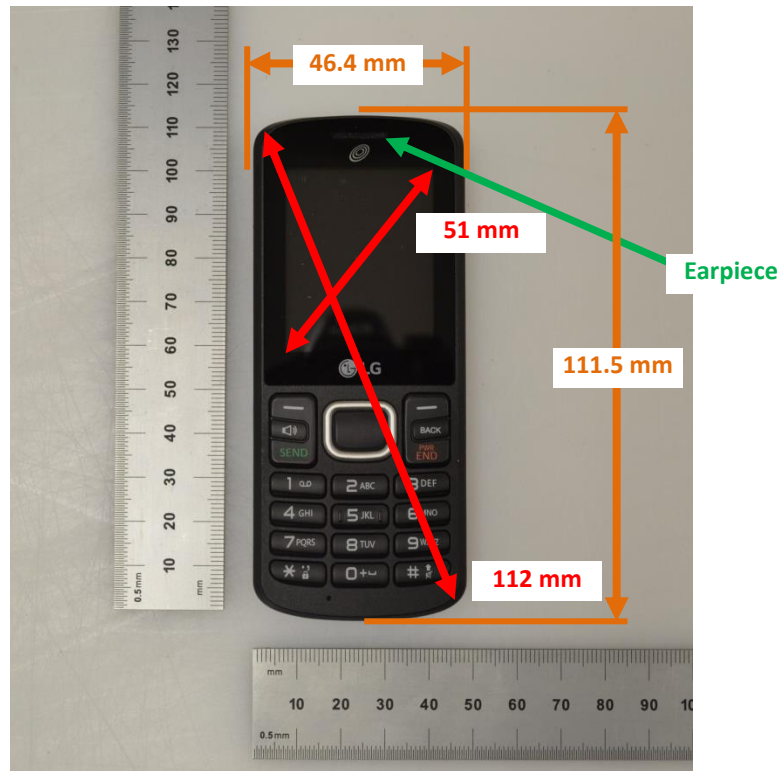


## DUT and SAR Set-up Photos

### Overall Dimensions



Front View of the DUT



Rear View of the DUT



## Setup Photos

Handset Vertical and Horizontal Reference Lines


Vertical  
Center Line




Horizontal  
Line

## Head Exposure Conditions


Left Touch




Left Tilt (15°)



Right Touch



Right Tilt (15°)




## Body-worn Accessory & Hotspot mode Exposure Conditions

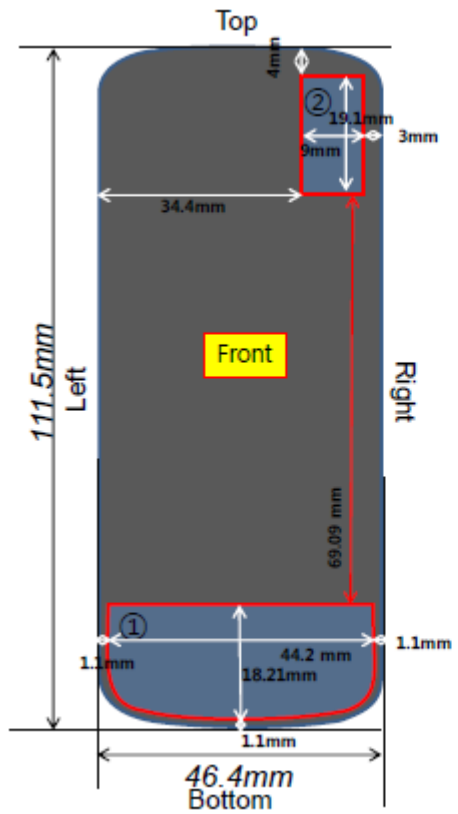
Rear



Front



## Antenna Dimensions & Separation Distances



### ① CDMA BC0/BC1

MODE	BAND	TX(MHz)	RX(MHz)
CDMA	BC0	824 ~ 849	869 ~ 894
	BC1	1850 ~ 1910	1930 ~ 1990

### ② GPS

MODE	BAND	TX(MHz)	RX(MHz)
GPS	x	1575.42	