

TEST REPORT

Applicant: Fibocom Wireless Inc
Address: 1101, Tower A, Building 6, Shenzhen International Innovation Valley, Dashi 1st Rd, Nanshan, Shenzhen, China
Equipment Type: WiFi Smart Module
Model Name: SC126-W
Brand Name: FIBOCOM
FCC ID: ZMOSC126W
ISED Number: 21374-SC126W
Test Standard: 47 CFR Part 15 Subpart E
RSS-Gen Issue 5
RSS-247 Issue 2
(refer section 3.1)
Sample Arrival Date: Nov. 11, 2022
Test Date: Nov. 16, 2022 - Dec. 31, 2022
Date of Issue: Jun. 12, 2023

ISSUED BY:

Shenzhen BALUN Technology Co., Ltd.

Tested by: Yu Yingyuan

Checked by: Ye Hongji

Approved by: Liao Jianming
(Technical Director)



Revision History		
Version	Issue Date	Revisions
Rev. 01	May 29, 2023	Initial Issue
Rev. 02	Jun. 12, 2023	Updated channel list in section 2.6.

TABLE OF CONTENTS

1	GENERAL INFORMATION	4
1.1	Test Laboratory	4
1.2	Test Location.....	4
2	PRODUCT INFORMATION.....	5
2.1	Applicant Information.....	5
2.2	Manufacturer Information	5
2.3	Factory Information	5
2.4	General Description for Equipment under Test (EUT)	5
2.5	Technical Information	6
2.6	Channel List	7
3	SUMMARY OF TEST RESULTS.....	11
3.1	Test Standards	11
3.2	Test Verdict	11
4	GENERAL TEST CONFIGURATIONS.....	12
4.1	Test Environments	12
4.2	Test Equipment List.....	12
4.3	Test Software List.....	13
4.4	Measurement Uncertainty	13
4.5	Description of Test Setup	14
5	TEST ITEMS.....	17
5.1	RF Output Power.....	17
5.2	Emission Bandwidth and 6 dB Bandwidth	19
5.3	Power Spectral density (PSD).....	20
5.4	Conducted Emission	21
5.5	Radiated Spurious Emissions and Band Edge (Restricted-band).....	22

ANNEX A	TEST RESULT	27
A.1	RF Output Power.....	27
A.2	Emission Bandwidth & 99% Bandwidth.....	34
A.3	6 dB Bandwidth	37
A.4	Power Spectral Density	38
A.5	Conducted Emissions.....	44
A.6	Radiated Spurious Emissions and Band Edge (Restricted-band).....	46
ANNEX B	TEST SETUP PHOTOS	175
ANNEX C	EUT EXTERNAL PHOTOS	175
ANNEX D	EUT INTERNAL PHOTOS	175

1 GENERAL INFORMATION

1.1 Test Laboratory

Name	Shenzhen BALUN Technology Co., Ltd.
Address	Block B, 1/F, Baisha Science and Technology Park, Shahe Xi Road, Nanshan District, Shenzhen, Guangdong Province, P. R. China
Phone Number	+86 755 6685 0100

1.2 Test Location

Name	Shenzhen BALUN Technology Co., Ltd.
Location	<input checked="" type="checkbox"/> Block B, 1/F, Baisha Science and Technology Park, Shahe Xi Road, Nanshan District, Shenzhen, Guangdong Province, P. R. China
	<input type="checkbox"/> 1/F, Building B, Ganghongji High-tech Intelligent Industrial Park, No. 1008, Songbai Road, Yangguang Community, Xili Sub-district, Nanshan District, Shenzhen, Guangdong Province, P. R. China
Accreditation Certificate	The laboratory is a testing organization accredited by FCC as a accredited testing laboratory. The designation number is CN1196. The laboratory has been listed by Industry Canada to perform electromagnetic emission measurements. The recognition numbers of test site are 11524A.

2 PRODUCT INFORMATION

2.1 Applicant Information

Applicant	Fibocom Wireless Inc
Address	1101, Tower A, Building 6, Shenzhen International Innovation Valley, Dashi 1st Rd, Nanshan, Shenzhen, China

2.2 Manufacturer Information

Manufacturer	Fibocom Wireless Inc
Address	1101, Tower A, Building 6, Shenzhen International Innovation Valley, Dashi 1st Rd, Nanshan, Shenzhen, China

2.3 Factory Information

Factory	N/A
Address	N/A

2.4 General Description for Equipment under Test (EUT)

EUT Name	WiFi Smart Module
Model Name Under Test	SC126-W
Series Model Name	N/A
Description of Model name differentiation	N/A
Serial Number	SLB9NR001Z
Hardware Version	V1.1
Software Version	N/A
Dimensions (Approx.)	N/A
Weight (Approx.)	N/A

2.5 Technical Information

Network and Wireless connectivity	Bluetooth (BR+EDR+BLE) 2.4G WIFI 802.11b, 802.11g, 802.11n(HT20/40) 5G WIFI 802.11a, 802.11n(HT20/40), 802.11ac(VHT20/40/80) U-NII-1/2A/2C/3, GPS, GLONASS, BeiDou
-----------------------------------	---

The requirement for the following technical information of the EUT was tested in this report:

Frequency Range	U-NII-1: 5150 MHz to 5250 MHz, U-NII-2A: 5250 MHz to 5350 MHz, U-NII-2C: 5470 MHz to 5725 MHz, U-NII-3: 5725 MHz to 5850 MHz
Modulation technology	OFDM
Modulation Type	256QAM, 64QAM, 16QAM, BPSK, QPSK
Product Type	Indoor for IC standard Mobile for FCC standard
Transfer Rate (Mbps) (Single RF path)	802.11a: 54/ 48/ 36/ 24/ 18/ 12/ 9/ 6 Mbps 802.11n: up to 150 Mbps 802.11ac: up to VHT-MCS9
Channel Bandwidth	802.11a: 20 MHz 802.11n: 20 MHz, 40 MHz 802.11ac: 20 MHz, 40 MHz, 80 MHz
Maximum Output Power	U-NII-1: 17.78 dBm U-NII-2A: 18.53 dBm U-NII-2C: 18.76 dBm U-NII-3: 18.76 dBm
Antenna System (eg., MIMO, Smart Antenna)	N/A
Categorization as Correlated or Completely Uncorrelated	N/A
Antenna Type	Dipole Antenna
Antenna Gain	U-NII-1: 5150 MHz to 5250 MHz: 4.29 dBi U-NII-2A: 5250 MHz to 5350 MHz: 4.43 dBi U-NII-2C: 5470 MHz to 5725 MHz: 3.68 dBi U-NII-3: 5725 MHz to 5850 MHz: 1.47 dBi
About the Product	The equipment is WiFi Smart Module, intended for used with information technology equipment.

2.6 Channel List

20 MHz		40 MHz		80 MHz	
Channel Number	Frequency (MHz)	Channel Number	Frequency (MHz)	Channel Number	Frequency (MHz)
36	5180	38	5190	42	5210
40	5200	46	5230	58	5290
44	5220	54	5270	106	5530
48	5240	62	5310	122	5610
52	5260	102	5510	138	5690
56	5280	110	5550	155	5775
60	5300	118	5590		
64	5320	126	5630		
100	5500	134	5670		
104	5520	142	5710		
108	5540	151	5755		
112	5560	159	5795		
116	5580				
120	5600				
124	5620				
128	5640				
132	5660				
136	5680				
140	5700				
144	5720				
149	5745				
153	5765				
157	5785				
161	5805				
165	5825				

Note: This report equipment will not transmit in the 5600-5650 MHz frequency band when used in Canada. This restriction is to protect weather radars operating in this frequency band.

The Lowest frequency, the middle frequency and the highest frequency of channel were selected to perform the test, and the selected channel see below:

For 802.11a/n(HT20)/ac(VHT20)

U-NII-1 (5150 - 5250 MHz)			U-NII-2A (5250 - 5350 MHz)		
Channel Number	Channel	Frequency (MHz)	Channel Number	Channel	Frequency (MHz)
36	Low	5180	52	Low	5260
44	Mid	5220	60	Mid	5300
48	High	5240	64	High	5320

U-NII-2C (5470 - 5725 MHz)			U-NII-3 (5725 - 5850 MHz)		
Channel Number	Channel	Frequency (MHz)	Channel Number	Channel	Frequency (MHz)
100	Low	5500	144	--	5720
116	Mid	5580	149	Low	5745
140	High	5700	157	Mid	5785
144	--	5720	165	High	5825

For 802.11n(HT40)/ac(VHT40)

U-NII-1 (5150 - 5250 MHz)			U-NII-2A (5250 - 5350 MHz)		
Channel Number	Channel	Frequency (MHz)	Channel Number	Channel	Frequency (MHz)
38	Low	5190	54	Low	5270
46	High	5230	62	High	5310

U-NII-2C (5470 - 5725 MHz)			U-NII-3 (5725 - 5850 MHz)		
Channel Number	Channel	Frequency (MHz)	Channel Number	Channel	Frequency (MHz)
102	Low	5510	142	--	5710
118	Mid	5590	151	Low	5755
134	High	5670	159	High	5795
142	--	5710			

For 802.11ac(VHT80)

U-NII-1 (5150 - 5250 MHz)			U-NII-2A (5250 - 5350 MHz)		
Channel Number	Channel	Frequency (MHz)	Channel Number	Channel	Frequency (MHz)
42	Mid	5210	58	Mid	5290

U-NII-2C (5470 - 5725 MHz)			U-NII-3 (5725 - 5850 MHz)		
Channel Number	Channel	Frequency (MHz)	Channel Number	Channel	Frequency (MHz)
106	Low	5530	138	--	5690
122	High	5610	155	Mid	5775
138	--	5690			

Note: Preliminary tests were performed in different data rate in above table to find the worst radiated emission. The data rate shown in the table below is the worst-case rate with respect to the specific test item. Investigation has been done on all the possible configurations for searching the worst cases. The following table is a list of the test modes shown in this test report.

Test Items	Mode	Data Rate	Modulation Type	U-NII-1	U-NII-2A	U-NII-2C	U-NII-3
				Channel	Channel	Channel	Channel
RF Output Power	11a	6	BPSK	48/44/36	64/60/52	144/140/116/100	165/157/149/144
	11n(20 MHz)	6.5		48/44/36	64/60/52	144/140/116/100	165/157/149/144
	11n(40 MHz)	13.5		46/38	62/54	142/134/118/102	159/151/142
	11ac(20 MHz)	6.5		48/44/36	64/60/52	144/140/116/100	165/157/149/144
	11ac(40 MHz)	13.5		46/38	62/54	142/134/118/102	159/151/142
	11ac(80 MHz)	29.3		42	58	138/122/106	155/138
	11ax(20 MHz)	4		48/44/36	64/60/52	144/140/116/100	165/157/149/144
	11ax(40 MHz)	8		46/38	62/54	142/134/118/102	159/151/142
	11ax(80 MHz)	17		42	58	138/122/106	155/138
Emission Bandwidth & 99% Occupied Bandwidth	11a	6	BPSK	48/44/36	64/60/52	144/140/116/100	165/157/149/144
	11n(20 MHz)	6.5		48/44/36	64/60/52	144/140/116/100	165/157/149/144
	11n(40 MHz)	13.5		46/38	62/54	142/134/118/102	159/151/142
	11ac(20 MHz)	6.5		48/44/36	64/60/52	144/140/116/100	165/157/149/144
	11ac(40 MHz)	13.5		46/38	62/54	142/134/118/102	159/151/142
	11ac(80 MHz)	29.3		42	58	138/122/106	155/138
	11ax(20 MHz)	4		48/44/36	64/60/52	144/140/116/100	165/157/149/144
	11ax(40 MHz)	8		46/38	62/54	142/134/118/102	159/151/142
	11ax(80 MHz)	17		42	58	138/122/106	155/138
6 dB bandwidth	11a	6	BPSK	N/A	N/A	N/A	165/157/149/144
	11n(20 MHz)	6.5		N/A	N/A	N/A	165/157/149/144
	11n(40 MHz)	13.5		N/A	N/A	N/A	159/151/142
	11ac(20 MHz)	6.5		N/A	N/A	N/A	165/157/149/144
	11ac(40 MHz)	13.5		N/A	N/A	N/A	159/151/142
	11ac(80 MHz)	29.3		N/A	N/A	N/A	155/138
	11ax(20 MHz)	4		N/A	N/A	N/A	165/157/149/144
	11ax(40 MHz)	8		N/A	N/A	N/A	159/151/142
	11ax(80 MHz)	17		N/A	N/A	N/A	155/138
Power Spectral Density	11a	6	BPSK	48/44/36	64/60/52	144/140/116/100	165/157/149/144
	11n(20 MHz)	6.5		48/44/36	64/60/52	144/140/116/100	165/157/149/144
	11n(40 MHz)	13.5		46/38	62/54	142/134/118/102	159/151/142
	11ac(20 MHz)	6.5		48/44/36	64/60/52	144/140/116/100	165/157/149/144
	11ac(40 MHz)	13.5		46/38	62/54	142/134/118/102	159/151/142
	11ac(80 MHz)	29.3		42	58	138/122/106	155/138
	11ax(20 MHz)	4		48/44/36	64/60/52	144/140/116/100	165/157/149/144
	11ax(40 MHz)	8		46/38	62/54	142/134/118/102	159/151/142
	11ax(80 MHz)	17		42	58	138/122/106	155/138

Radiated Spurious Emissions	11a	6	BPSK	48/44/36	64/60/52	144/140/116/100	165/157/149/144
	11n(20 MHz)	6.5		48/44/36	64/60/52	144/140/116/100	165/157/149/144
	11n(40 MHz)	13.5		46/38	62/54	142/134/118/102	159/151/142
	11ac(20 MHz)	6.5		48/44/36	64/60/52	144/140/116/100	165/157/149/144
	11ac(40 MHz)	13.5		46/38	62/54	142/134/118/102	159/151/142
	11ac(80 MHz)	29.3		42	58	138/122/106	155/138
	11ax(20 MHz)	4		48/44/36	64/60/52	144/140/116/100	165/157/149/144
	11ax(40 MHz)	8		46/38	62/54	142/134/118/102	159/151/142
	11ax(80 MHz)	17		42	58	138/122/106	155/138
Band Edge (Restricted-band)	11a	6	BPSK	48/36	64/52	144/140/100	165/149/144
	11n(20 MHz)	6.5		48/36	64/52	144/140/100	165/149/144
	11n(40 MHz)	13.5		46/38	62/54	142/134/102	159/151/142
	11ac(20 MHz)	6.5		48/36	64/52	144/140/100	165/149/144
	11ac(40 MHz)	13.5		46/38	62/54	142/134/102	159/151/142
	11ac(80 MHz)	29.3		42	58	138/122/106	155/138
	11ax(20 MHz)	4		48/36	64/52	144/140/100	165/149/144
	11ax(40 MHz)	8		46/38	62/54	142/134/102	159/151/142
	11ax(80 MHz)	17		42	58	138/122/106	155/138

3 SUMMARY OF TEST RESULTS

3.1 Test Standards

No.	Identity	Document Title
1	47 CFR Part 15 Subpart E	Unlicensed National Information Infrastructure Devices
2	RSS-Gen Issue 5	General Requirements for Compliance of Radio Apparatus
3	RSS-247 Issue 2	Digital Transmission Systems (DTSs), Frequency Hopping Systems(FHSs) and Licence-Exemp Local Area Network (LE-LAN) Devices
4	KDB Publication 789033 D02v02r01	Guidelines for Compliance Testing of Unlicensed National Information Infrastructure (U-NII) Devices Part 15, Subpart E
5	ANSI C63.10-2013	American National Standard for Testing Unlicensed Wireless Devices

3.2 Test Verdict

No.	Description	FCC Part No.	RSS Part No.	Test Result	Verdict
1	Antenna Requirement	15.203	RSS-247, 6.2	--	Pass ^{Note1}
2	RF Output Power	15.407(a)	RSS-247, 6.2	ANNEX A.1	Pass
3	Emission Bandwidth & 99% Occupied Bandwidth	15.407(a)	RSS-247, 6.2	ANNEX A.2	Pass
4	6 dB bandwidth	15.407(e)	RSS-247, 6.2	ANNEX A.3	Pass
5	Power Spectral Density	15.407(a)	RSS-247, 6.2	ANNEX A.4	Pass
6	Conducted Emission	15.207	RSS-GEN, 8.8	ANNEX A.5	Pass
7	Radiated Spurious Emissions and Band Edge (Restricted-band)	15.407(b)	RSS-247, 6.2	ANNEX A.6	Pass
8	Receiver Spurious Emissions	--	RSS-Gen, 7.1.2	--	N/A ^{Note2}

Note 1: The EUT has a permanently and irreplaceable attached antenna, which complies with the requirement FCC 15.203.

Note 2: Only radio communication receivers operating in stand-alone mode within the U-NII-30-960 MHz, as well as scanner receivers, are subject to Industry Canada requirements, so this test is not applicable.

Note 3: Under all normal operating conditions specified in the user manual, frequency stability can keep radiation within the operating frequency band.

Note 4: Compared with the EUT of test report BL-SZ22B0531-604, the changes of the EUT of this report as below:

1. SC126-W has deleted WWAN Bands by Hardware.
2. Updated Equipment Type.

Other hardware circuits and software are the same as EUT referred in test report BL-SZ22B0531-604. Therefore, all test data are derived from the BL-SZ22B0531-604 report published by Shenzhen BALUN Technology Co., Ltd. on Jan. 18, 2023.

4 GENERAL TEST CONFIGURATIONS

4.1 Test Environments

During the measurement, the normal environmental conditions were within the listed ranges:

Relative Humidity	33% to 70%	
Atmospheric Pressure	100 kPa to 102 kPa	
Temperature	NT (Normal Temperature)	+18.8°C to +24.2°C
	LT (Low Temperature)	-30°C
	HT (High Temperature)	+75°C
Working Voltage of the EUT	NV (Normal Voltage)	3.8 V
	LV (Low Voltage)	3.5 V
	HV (High Voltage)	4.4 V

4.2 Test Equipment List

Description	Manufacturer	Model	Serial No.	Cal. Date	Cal. Due
Spectrum Analyzer	KEYSIGHT	N9020A	MY50330200	2022.05.19	2023.05.18
Spectrum Analyzer	ROHDE&SCHWARZ	FSV-40	101544	2022.01.04	2023.01.03
Spectrum Analyzer	KEYSIGHT	N9020A	MY50531259	2022.09.06	2023.09.05
Power Meter	ROHDE&SCHWARZ	NRP18S	102521	2022.03.09	2023.03.08
Signaling Unit	ROHDE&SCHWARZ	CMW500	171150	2022.06.29	2023.06.28
Test Antenna-Horn(1-18 GHz)	SCHWARZBECK	BBHA 9120D	02460	2021.05.19	2024.05.08
Test Antenna-Horn (18-40 GHz)	A-INFO	LB-180400KF	J211060273	2021.07.02	2024.07.01
Anechoic Chamber	RAINFORD	9m*6m*6m	N/A	2021.08.16	2024.08.15
EMI Receiver	KEYSIGHT	N9010B	MY57110309	2022.09.09	2023.09.08
LISN	SCHWARZBECK	NSLK 8127	8127-687	2022.06.01	2023.05.31
Shielded Enclosure	YiHeng Electronic Co., Ltd	3.5m*3.1m*2.8m	N/A	2022.02.19	2025.02.18
Test Antenna-Bi-Log(30 MHz-3 GHz)	SCHWARZBECK	VULB 9163	9163-624	2021.08.20	2024.08.19
EMI Receiver	KEYSIGHT	N9038A	MY53220118	2022.09.08	2023.09.07
Anechoic Chamber	RAINFORD	9m*6m*6m	N/A	2020.03.16	2023.03.15
EMI Receiver	ROHDE&SCHWARZ	ESRP	101036	2022.09.09	2023.09.08
Test Antenna-Bi-Log(30 MHz-1 GHz)	SCHWARZBECK	VULB 9168	00883	2022.04.01	2025.03.31
Test Antenna-Loop(9 kHz-30 MHz)	SCHWARZBECK	FMZB 1519	1519-037	2021.04.16	2024.04.15
Anechoic Chamber	EMC Electronic Co., Ltd	20.10*11.60*7.35m	N/A	2021.08.15	2024.08.14

4.3 Test Software List

Description	Manufacturer	Software Version	Serial No.	Applicable test Setup
BL410R	BALUN	V2.1.1.488	N/A	The section 4.5.1
BL410E	BALUN	V19.8.28.435	N/A	The section 4.5.2&4.5.3&4.5.4&4.5.5

4.4 Measurement Uncertainty

The following measurement uncertainty levels have been estimated for tests performed on the EUT as specified in CISPR 16-4-2.

This uncertainty represents an expanded uncertainty expressed at approximately the 95% confidence level using a coverage factor of $k=2$.

Parameters	Uncertainty
Occupied Channel Bandwidth	2.8%
RF output power, conducted	1.28 dB
Power Spectral Density, conducted	1.30 dB
Unwanted Emissions, conducted	1.84 dB
All emissions, radiated	5.36 dB
Temperature	0.82°C
Humidity	4.1%

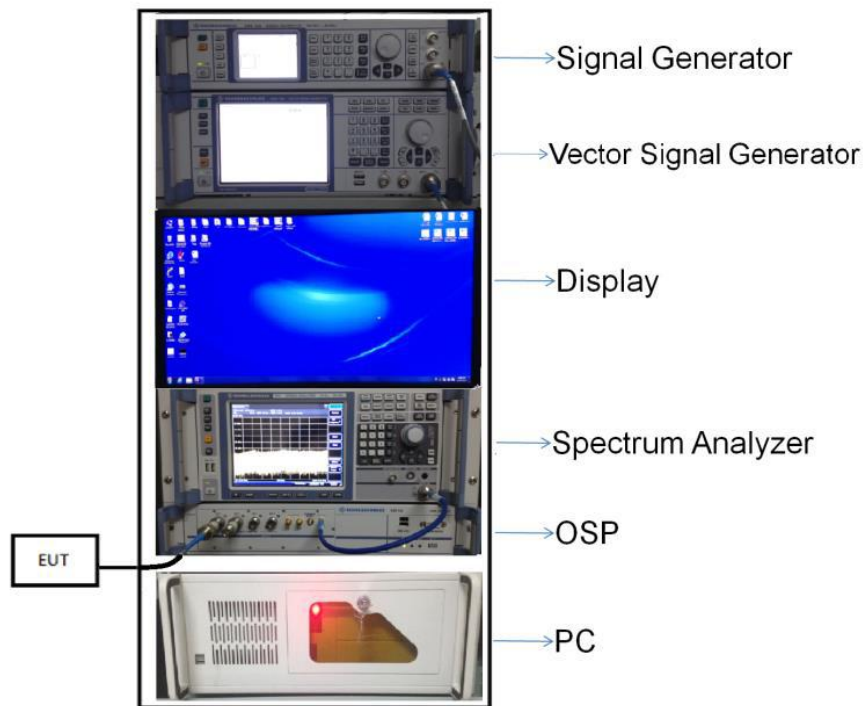
4.5 Description of Test Setup

4.5.1 For Antenna Port Test

Conducted value (dBm) = Measurement value (dBm) + cable loss (dB)

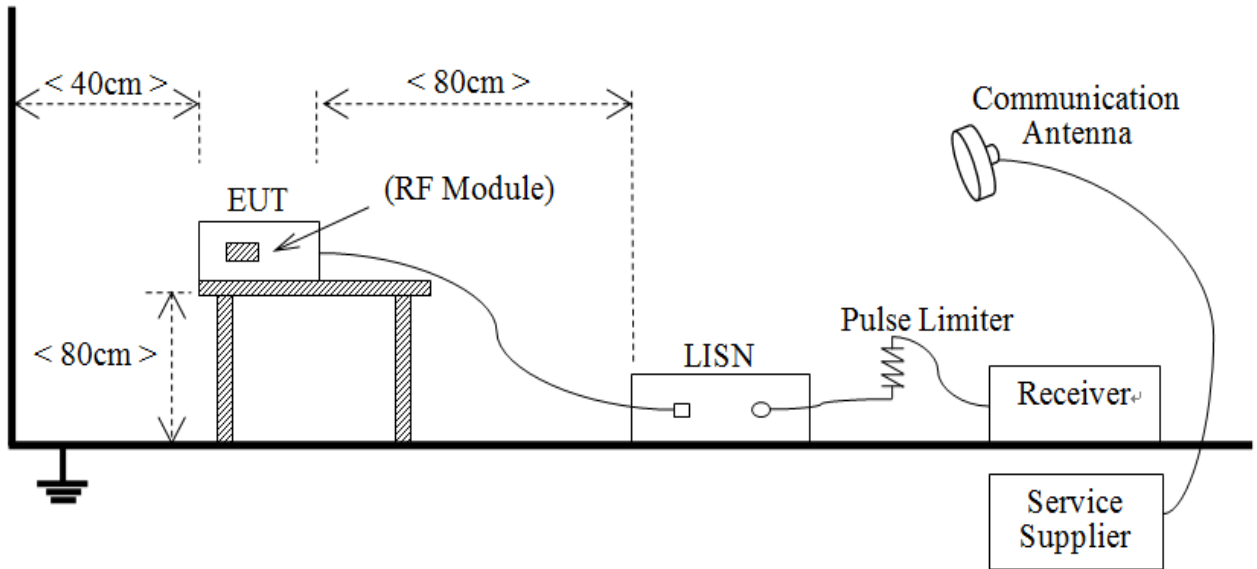
For example: the measurement value is 10 dBm and the cable 0.5dBm used, then the final result of EUT:

Conducted value (dBm) = 10 dBm + 0.5 dB = 10.5 dBm




(Diagram 1)

4.5.2 For AC Power Supply Port Test



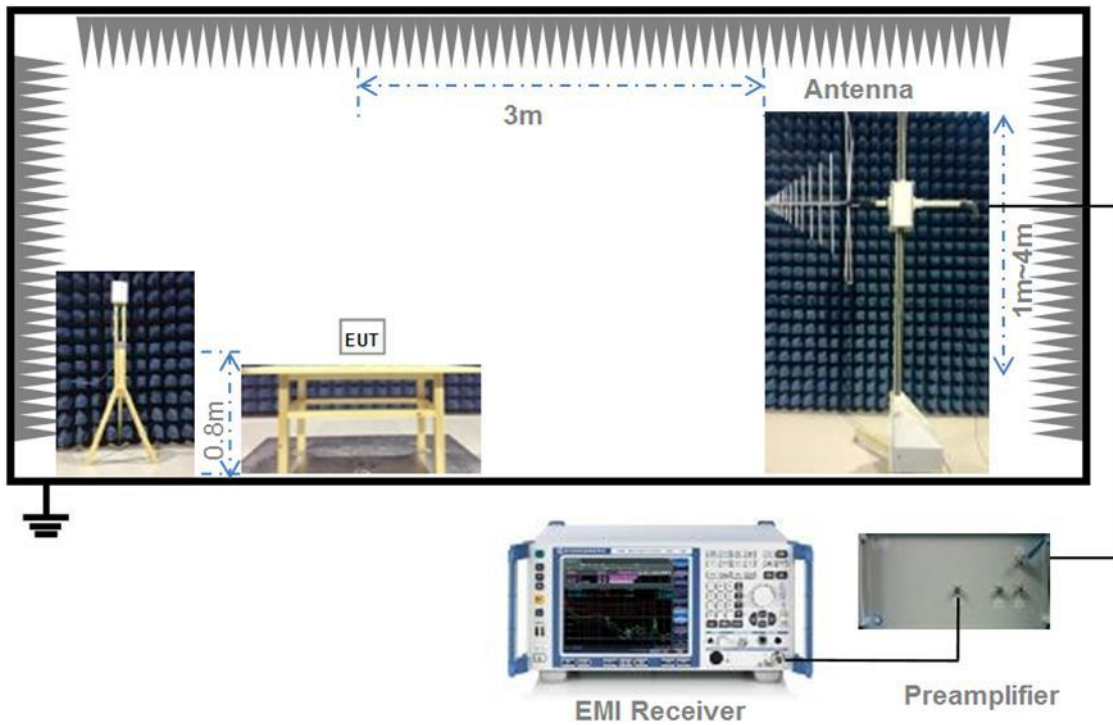
(Diagram 2)

4.5.3 For Radiated Test (Below 30 MHz)



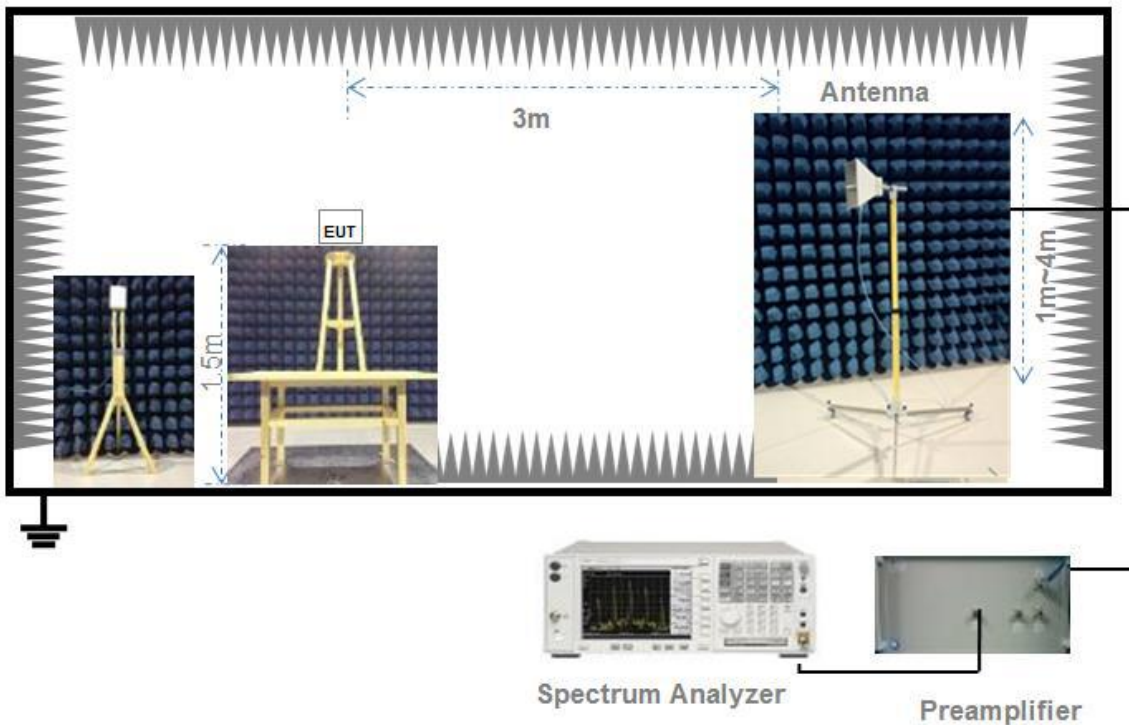
(Diagram 3)

4.5.4 For Radiated Test (30 MHz-1 GHz)



(Diagram 4)

4.5.5 For Radiated Test (Above 1 GHz)



(Diagram 5)

5 TEST ITEMS

5.1 RF Output Power

5.1.1 Test Limit

FCC §15.407(a)

The maximum conducted output power should not exceed:

Frequency Band (MHz)	Limit
5150-5250	250 mW
5250-5350	250 mW or 11 dBm + 10log B, whichever is less.
5470-5725	250 mW or 11 dBm + 10log B, whichever is less.
5725-5850	1 W
Note: Where "B" is the 26 dB emissions bandwidth in MHz.	

RSS-247, 6.2

The maximum conducted output power shall not exceed:

Frequency Band (MHz)	Limit
5150-5250	N/A
5250-5350	250 mW or 11 dBm + 10log B, whichever is less.
5470-5725	250 mW or 11 dBm + 10log B, whichever is less.
5725-5850	1 W
Note: Where "B" is the 99% emissions bandwidth in MHz.	

The maximum e.i.r.p. shall not exceed:

Frequency Band (MHz)	Limit
5150-5250	200 mW or 10 dBm + 10log B, whichever is less.
5250-5350	1W or 17 dBm + 10log B, whichever is less.
5470-5725	1W or 17 dBm + 10log B, whichever is less.
5725-5850	N/A
Note: Where "B" is the 99% emissions bandwidth in MHz.	

5.1.2 Test Setup

The section 4.5.1 (Diagram 1) test setup description was used for this test. The photo of test setup please refer to ANNEX B.

5.1.3 Test Procedure

The maximum peak conducted output power may be measured using a broadband Average RF power meter. The power meter shall have a video bandwidth that is greater than or equal to the emission bandwidth and utilize a fast-responding diode detector.

The E.I.R.P used radiated test method. At a test site that has been validated using the procedures of ANSI C63.4 or the latest CISPR 16-1-4 for measurements above 1 GHz, so as to simulate a near free-space environment.

5.1.4 Test Result

Please refer to ANNEX A.1.

5.2 Emission Bandwidth and 6 dB Bandwidth

5.2.1 Limit

FCC §15.407(a), RSS-247, 6.2

Within the 5.725-5.85 GHz band, the minimum 6 dB bandwidth of U-NII devices shall be at least 500 kHz.

5.2.2 Test Setup

The test setup photo please refer to 4.5.1 (Diagram 1) test setup description was used for this test. The photo of test setup please refer to ANNEX B.

5.2.3 Test Procedure

Emission bandwidth

1. Set RBW = approximately 1% of the emission bandwidth.
2. Set VBW $\geq 3 \times$ RBW,
3. Detector = Peak.
4. Trace mode = Max hold.
5. Measure the maximum width of the emission that is 26 dB down from the peak of the emission.

Occupied Bandwidth

1. Set Span = 1.5 times to 5.0 times the OBW
2. Set RBW = 1% to 5% of the OBW.
3. Set VBW $\geq 3 \times$ RBW, Detector = Peak.
4. Trace mode = Max hold.
5. Use the 99% power bandwidth function of the instrument.

6 dB bandwidth

1. Set RBW = 100 kHz, VBW = 300 kHz.
2. Detector = Peak. Trace mode = Max hold.
3. Allow the trace to stabilize.
4. Measure the maximum width of the emission that is constrained by the frequencies associated with the two outermost amplitude points (upper and lower frequencies) that are attenuated by 6 dB relative to the maximum level measured in the fundamental emission.

5.2.4 Test Result

Please refer to ANNEX A.2 and ANNEX A.3.

5.3 Power Spectral density (PSD)

5.3.1 Limit

FCC §15.407(a)

The maximum power spectral density should not exceed:

Frequency Band (MHz)	Limit
5150-5250	11 dBm/MHz
5250-5350	11 dBm/MHz
5470-5725	11 dBm/MHz
5725-5850	30 dBm/500kHz

RSS-247, 6.2

The maximum power spectral density should not exceed:

Frequency Band (MHz)	Limit
5150-5250	N/A
5250-5350	11 dBm/MHz
5470-5725	11 dBm/MHz
5725-5850	30 dBm/500kHz

The e.i.r.p. spectral density should not exceed:

Frequency Band (MHz)	Limit
5150-5250	10 dBm/MHz
5250-5350	N/A
5470-5725	N/A
5725-5850	N/A

5.3.2 Test Setup

The section 4.5.1 (Diagram 1) test setup description was used for this test. The photo of test setup please refer to ANNEX B.

5.3.3 Test Procedure

Set the spectrum analyzer or EMI receiver span to view the entire emission bandwidth.

1. Set RBW = 510 kHz/1 MHz, VBW \geq 3*RBW, Sweep time = Auto, Detector = RMS.
2. Allow the sweeps to continue until the trace stabilizes.
3. Use the peak marker function to determine the maximum amplitude level.
4. The E.I.R.P spectral density used radiated test method. At a test site that has been validated using the procedures of ANSI C63.4 or the latest CISPR 16-1-4 for measurements above 1 GHz, so as to simulate a near free-space environment.

5.3.4 Test Result

Please refer to ANNEX A.4.

5.4 Conducted Emission

5.4.1 Limit

FCC §15.207, RSS-GEN, 8.8

For an intentional radiator that is designed to be connected to the public utility (AC) power line, the radio frequency voltage that is conducted back onto the AC power line on any frequency within the U-NII-150 kHz to 30 MHz shall not exceed the limits in the following table, as measured using a 50 μ H/50 Ω line impedance stabilization network (LISN).

Frequency range (MHz)	Conducted Limit (dB μ V)	
	Quai-peak	Average
0.15 - 0.50	66 to 56	56 to 46
0.50 - 5	56	46
0.50 - 30	60	50

5.4.2 Test Setup

The section 4.5.2 (Diagram 2) test setup description was used for this test. The photo of test setup please refer to ANNEX B.

5.4.3 Test Procedure

The maximum conducted interference is searched using Peak (PK), if the emission levels more than the AV and QP limits, and that have narrow margins from the AV and QP limits will be re-measured with AV and QP detectors. Tests for both L phase and N phase lines of the power mains connected to the EUT are performed. Refer to recorded points and plots below.

5.4.4 Test Result

Please refer to ANNEX A.5.

5.5 Radiated Spurious Emissions and Band Edge (Restricted-band)

5.5.1 Limit

FCC §15.209 & 15.407(b), RSS-247, 6.2

Frequency (MHz)	Field Strength (µV/m)	Measurement Distance (m)
0.009 - 0.490	2400/F(kHz)	300
0.490 - 1.705	24000/F(kHz)	30
1.705 - 30.0	30	30
30 - 88	100	3
88 - 216	150	3
216 - 960	200	3
Above 960	500	3

Note¹: The Limit for radiated test was performed according to FCC Part 15C

Note²: The tighter limit applies at the band edge.

Un-restricted band emissions	
Out Operating Band (MHz)	Limit
5150 - 5250	e.i.r.p. -27 dBm (68.2 dBuV/m@3m)
5250 - 5350	e.i.r.p. -27 dBm (68.2 dBuV/m@3m)
5470 - 5725	e.i.r.p. -27 dBm (68.2 dBuV/m@3m)
5725 - 5850	<p>All emissions shall be limited to a level of -27 dBm/MHz at 75 MHz or more above or below the band edge increasing linearly to 10 dBm/MHz at 25 MHz above or below the band edge, and from 25 MHz above or below the band edge increasing linearly to a level of 15.6 dBm/MHz at 5 MHz above or below the band edge, and from 5 MHz above or below the band edge increasing linearly to a level of 27 dBm/MHz at the band edge.</p>

Note: The following formula is used to convert the equipment isotropic radiated power (eirp) to field strength.

5.5.2 Test Setup

The section 4.5.3-4.5.5 (Diagram 3 - Diagram 5) test setup description was used for this test. The photo of test setup please refer to ANNEX B.

5.5.3 Test Procedure

Since the emission limits are specified in terms of radiated field strength levels, measurements performed to demonstrate compliance have traditionally relied on a radiated test configuration. Radiated measurements remain the principal method for demonstrating compliance to the specified limits; however antenna-port conducted measurements are also now acceptable to demonstrate compliance (see below for details). When radiated measurements are utilized, test site requirements and procedures for maximizing and measuring radiated emissions that are described in ANSI C63.10 shall be followed.

Antenna-port conducted measurements may also be used as an alternative to radiated measurements for demonstrating compliance in the restricted frequency bands. If conducted measurements are performed, then proper impedance matching must be ensured and an additional radiated test for cabinet/case spurious emissions is required.

General Procedure for conducted measurements in restricted bands

- a) Measure the conducted output power (in dBm) using the detector specified (see guidance regarding measurement procedures for determining quasi-peak, peak, and average conducted output power, respectively).
- b) Add the appropriate maximum ground reflection factor to the EIRP level (6 dB for frequencies ≤ 30 MHz, 4.7 dB for frequencies between 30 MHz and 1000 MHz, inclusive and 0 dB for frequencies > 1000 MHz).
- c) For devices with multiple antenna-ports, measure the power of each individual chain and sum the EIRP of all chains in linear terms (e.g., Watts, mW).
- d) Convert the resultant EIRP level to an equivalent electric field strength using the following relationship:

$$E = \text{EIRP} - 20\log D + 104.8$$

where:

E = electric field strength in $\text{dB}\mu\text{V}/\text{m}$,

EIRP = equivalent isotropic radiated power in dBm

D = specified measurement distance in meters.

- e) Compare the resultant electric field strength level to the applicable limit.
- f) Perform radiated spurious emission test.

Quasi-Peak measurement procedure

The specifications for measurements using the CISPR quasi-peak detector can be found in Publication 16 of the International Special Committee on Radio Frequency Interference (CISPR) of the International Electrotechnical Commission.

As an alternative to CISPR quasi-peak measurement, compliance can be demonstrated to the applicable

emission limits using a peak detector.

Peak power measurement procedure

Peak emission levels are measured by setting the instrument as follows:

- a) RBW = as specified in Table 1.
- b) VBW $\geq 3 \times$ RBW.
- c) Detector = Peak.
- d) Sweep time = auto.
- e) Trace mode = max hold.
- f) Allow sweeps to continue until the trace stabilizes. (Note that the required measurement time may be longer for low duty cycle applications).

Table 1—RBW as a function of frequency

Frequency	RBW
9-150 kHz	200-300 Hz
0.15-30 MHz	9-10 kHz
30-1000 MHz	100-120 kHz
> 1000 MHz	1 MHz

If the peak-detected amplitude can be shown to comply with the average limit, then it is not necessary to perform a separate average measurement.

Trace averaging across on and off times of the EUT transmissions followed by duty cycle correction

If continuous transmission of the EUT (i.e., duty cycle ≥ 98 percent) cannot be achieved and the duty cycle is constant (i.e., duty cycle variations are less than ± 2 percent), then the following procedure shall be used:

- a) The EUT shall be configured to operate at the maximum achievable duty cycle.
- b) Measure the duty cycle, x , of the transmitter output signal as described in section 6.0.
- c) RBW = 1 MHz (unless otherwise specified).
- d) VBW $\geq 3 \times$ RBW.
- e) Detector = RMS, if $\text{span}/(\# \text{ of points in sweep}) \leq (\text{RBW}/2)$. Satisfying this condition may require increasing the number of points in the sweep or reducing the span. If this condition cannot be satisfied, then the detector mode shall be set to peak.
- f) Averaging type = power (i.e., RMS).
 - 1) As an alternative, the detector and averaging type may be set for linear voltage averaging.
 - 2) Some instruments require linear display mode in order to use linear voltage averaging. Log or dB averaging shall not be used.
- g) Sweep time = auto.

- h) Perform a trace average of at least 100 traces.
- i) A correction factor shall be added to the measurement results prior to comparing to the emission limit in order to compute the emission level that would have been measured had the test been performed at 100 percent duty cycle. The correction factor is computed as follows:
- 1) If power averaging (RMS) mode was used in step f), then the applicable correction factor is $10 \log(1/x)$, where x is the duty cycle.
 - 2) If linear voltage averaging mode was used in step f), then the applicable correction factor is $20 \log(1/x)$, where x is the duty cycle.
 - 3) If a specific emission is demonstrated to be continuous (≥ 98 percent duty cycle) rather than turning on and off with the transmit cycle, then no duty cycle correction is required for that emission.

NOTE: Reduction of the measured emission amplitude levels to account for operational duty factor is not permitted. Compliance is based on emission levels occurring during transmission - not on an average across on and off times of the transmitter.

Determining the applicable transmit antenna gain

A conducted power measurement will determine the maximum output power associated with a restricted band emission; however, in order to determine the associated EIRP level, the gain of the transmitting antenna (in dBi) must be added to the measured output power (in dBm).

Since the out-of-band characteristics of the EUT transmit antenna will often be unknown, the use of a conservative antenna gain value is necessary. Thus, when determining the EIRP based on the measured conducted power, the upper bound on antenna gain for a device with a single RF output shall be selected as the maximum in-band gain of the antenna across all operating bands, or 2 dBi, whichever is greater. However, for devices that operate in multiple frequency bands while using the same transmit antenna, the highest gain of the antenna within the operating band nearest in frequency to the restricted band emission being measured may be used in lieu of the overall highest gain when the emission is at a frequency that is within 20 percent of the nearest band edge frequency, but in no case shall a value less than 2 dBi be used.

See KDB 662911 for guidance on calculating the additional array gain term when determining the effective antenna gain for a EUT with multiple outputs occupying the same or overlapping frequency ranges in the same band.

Radiated spurious emission test

An additional consideration when performing conducted measurements of restricted band emissions is that unwanted emissions radiating from the EUT cabinet, control circuits, power leads, or intermediate circuit elements will likely go undetected in a conducted measurement configuration. To address this concern, a radiated test shall be performed to ensure that emissions emanating from the EUT cabinet (rather than the antenna port) also comply with the applicable limits.

For these cabinet radiated spurious emission measurements the EUT transmit antenna may be replaced with a termination matching the nominal impedance of the antenna. Procedures for performing radiated measurements are specified in ANSI C63.10. All detected emissions shall comply with the applicable limits.

The measurement frequency range is from 30 MHz to the 10th harmonic of the fundamental frequency. The Turn Table is actuated to turn from 0° to 360°, and both horizontal and vertical polarizations of the Test Antenna are used to find the maximum radiated power. Mid channels on all channel bandwidth verified. Only the worst RB size/offset presented.

The power of the EUT transmitting frequency should be ignored.

All Spurious Emission tests were performed in X, Y, Z axis direction. And only the worst axis test condition was recorded in this test report.

Use the following spectrum analyzer settings:

Span = wide enough to fully capture the emission being measured

RBW = 1 MHz for $f \geq 1$ GHz, 100 kHz for $f < 1$ GHz

VBW \geq RBW

Sweep = auto

Detector function = peak

Trace = max hold

5.5.4 Test Result

Please refer to ANNEX A.6.

ANNEX A TEST RESULT

A.1 RF Output Power

Note ¹: For FCC standard, if transmitting antennas of directional gain greater than 6 dBi are used, all band maximum conducted output power shall be reduced by the amount in dB that the directional gain of the antenna exceeds 6 dBi.

Note ²: For IC standard, the U-NII-3 (5725 - 5850 MHz) maximum conducted output power shall be reduced by the amount in dB that the directional gain of the antenna exceeds 6 dBi.

Duty Cycle

Test Mode	On Time (ms)	On+Off time (ms)	Duty Cycle
11a	2.199	2.237	98.30%
11n (HT20)	2.047	2.085	98.18%
11n (HT40)	1.004	1.040	96.54%
11ac (VHT20)	2.052	2.093	98.04%
11ac (VHT40)	0.965	1.038	92.92%
11ac (VHT80)	0.488	0.525	92.93%

Test DataConducted Power

U-NII-1 (5150 - 5250 MHz)					
Mode	Channel	Conducted Power (dBm)	Conducted Power (mW)	FCC Limit (mW)	Verdict
11a	CH36	16.22	41.88	250	Pass
11a	CH44	16.13	41.02	250	Pass
11a	CH48	16.32	42.85	250	Pass
11n (HT20)	CH36	16.54	45.08	250	Pass
11n (HT20)	CH44	16.68	46.56	250	Pass
11n (HT20)	CH48	16.19	41.59	250	Pass
11n (HT40)	CH38	15.99	39.72	250	Pass
11n (HT40)	CH46	16.58	45.50	250	Pass
11ac (VHT20)	CH36	16.58	45.50	250	Pass
11ac (VHT20)	CH44	16.04	40.18	250	Pass
11ac (VHT20)	CH48	16.21	41.78	250	Pass
11ac (VHT40)	CH38	16.03	40.09	250	Pass
11ac (VHT40)	CH46	16.56	45.29	250	Pass
11ac (VHT80)	CH42	14.07	25.53	250	Pass

U-NII-2A (5250 - 5350 MHz)					
Mode	Channel	Conducted Power (dBm)	Conducted Power (mW)	FCC Limit (mW)	Verdict
11a	CH52	18.52	71.12	250	Pass
11a	CH60	18.53	71.29	250	Pass
11a	CH64	17.42	55.21	250	Pass
11n (HT20)	CH52	17.58	57.28	250	Pass
11n (HT20)	CH60	17.55	56.89	250	Pass
11n (HT20)	CH64	16.74	47.21	250	Pass
11n (HT40)	CH54	16.40	43.65	250	Pass
11n (HT40)	CH62	14.92	31.05	250	Pass
11ac (VHT20)	CH52	17.73	59.29	250	Pass
11ac (VHT20)	CH60	17.61	57.68	250	Pass
11ac (VHT20)	CH64	17.58	57.28	250	Pass
11ac (VHT40)	CH54	16.46	44.26	250	Pass
11ac (VHT40)	CH62	15.55	35.89	250	Pass
11ac (VHT80)	CH58	13.57	22.75	250	Pass

U-NII-2C (5470 - 5725 MHz)					
Mode	Channel	Conducted Power (dBm)	Conducted Power (mW)	FCC Limit (mW)	Verdict
11a	CH100	18.73	74.64	250	Pass
11a	CH116	18.76	75.16	250	Pass
11a	CH140	18.29	67.45	250	Pass
11n (HT20)	CH100	17.54	56.75	250	Pass
11n (HT20)	CH116	17.83	60.67	250	Pass
11n (HT20)	CH140	17.30	53.70	250	Pass
11n (HT40)	CH102	16.44	44.06	250	Pass
11n (HT40)	CH118	16.54	45.08	250	Pass
11n (HT40)	CH134	16.58	45.50	250	Pass
11ac (VHT20)	CH100	17.48	55.98	250	Pass
11ac (VHT20)	CH116	17.54	56.75	250	Pass
11ac (VHT20)	CH140	17.74	59.43	250	Pass
11ac (VHT40)	CH102	16.43	43.95	250	Pass
11ac (VHT40)	CH118	16.57	45.39	250	Pass
11ac (VHT40)	CH134	16.65	46.24	250	Pass
11ac (VHT80)	CH106	13.19	20.84	250	Pass
11ac (VHT80)	CH122	15.89	38.82	250	Pass

U-NII-3 (5725 - 5850 MHz)					
Mode	Channel	Conducted Power (dBm)	Conducted Power (mW)	FCC Limit (mW)	Verdict
11a	CH149	18.76	75.16	1000	Pass
11a	CH157	18.51	70.96	1000	Pass
11a	CH165	18.75	74.99	1000	Pass
11n (HT20)	CH149	17.59	57.41	1000	Pass
11n (HT20)	CH157	17.62	57.81	1000	Pass
11n (HT20)	CH165	17.59	57.41	1000	Pass
11n (HT40)	CH151	16.54	45.08	1000	Pass
11n (HT40)	CH159	16.72	46.99	1000	Pass
11ac (VHT20)	CH149	17.64	58.08	1000	Pass
11ac (VHT20)	CH157	17.69	58.75	1000	Pass
11ac (VHT20)	CH165	17.53	56.62	1000	Pass
11ac (VHT40)	CH151	16.52	44.87	1000	Pass
11ac (VHT40)	CH159	16.43	43.95	1000	Pass
11ac (VHT80)	CH155	15.75	37.58	1000	Pass

U-NII-2C straddle channel					
Mode	Channel	Conducted Power (dBm)	Conducted Power (mW)	FCC Limit (mW)	Verdict
11a	CH144	18.75	74.99	250	Pass
11n (HT20)	CH144	17.74	59.43	213	Pass
11n (HT40)	CH142	16.77	47.53	250	Pass
11ac (VHT20)	CH144	17.78	59.98	213	Pass
11ac (VHT40)	CH142	16.79	47.75	250	Pass
11ac (VHT80)	CH138	15.70	37.15	250	Pass

U-NII-3 straddle channel					
Mode	Channel	Conducted Power (dBm)	Conducted Power (mW)	FCC Limit (mW)	Verdict
11a	CH144	18.75	74.99	1000	Pass
11n (HT20)	CH144	17.74	59.43	1000	Pass
11n (HT40)	CH142	16.77	47.53	1000	Pass
11ac (VHT20)	CH144	17.78	59.98	1000	Pass
11ac (VHT40)	CH142	16.79	47.75	1000	Pass
11ac (VHT80)	CH138	15.70	37.15	1000	Pass

E.I.R.P

U-NII-1 (5150 - 5250 MHz)					
Mode	Channel	E.I.R.P (dBm)	E.I.R.P (mW)	E.I.R.P Limit (mW)	Verdict
11a	CH36	20.51	112.46	167	Pass
11a	CH44	20.42	110.15	167	Pass
11a	CH48	20.61	115.08	167	Pass
11n (HT20)	CH36	20.83	121.06	178	Pass
11n (HT20)	CH44	20.97	125.03	178	Pass
11n (HT20)	CH48	20.48	111.69	178	Pass
11n (HT40)	CH38	20.28	106.66	200	Pass
11n (HT40)	CH46	20.87	122.18	200	Pass
11ac (VHT20)	CH36	20.87	122.18	178	Pass
11ac (VHT20)	CH44	20.33	107.89	178	Pass
11ac (HVT20)	CH48	20.50	112.20	178	Pass
11ac (VHT40)	CH38	20.32	107.65	200	Pass
11ac (VHT40)	CH46	20.85	121.62	200	Pass
11ac (VHT80)	CH42	18.36	68.55	200	Pass

U-NII-2A (5250 - 5350 MHz)					
Mode	Channel	E.I.R.P (dBm)	E.I.R.P (mW)	E.I.R.P Limit (mW)	Verdict
11a	CH52	22.95	197.24	838	Pass
11a	CH60	22.96	197.70	837	Pass
11a	CH64	21.85	153.11	840	Pass
11n (HT20)	CH52	22.01	158.85	891	Pass
11n (HT20)	CH60	21.98	157.76	891	Pass
11n (HT20)	CH64	21.17	130.92	892	Pass
11n (HT40)	CH54	20.83	121.06	1000	Pass
11n (HT40)	CH62	19.35	86.10	1000	Pass
11ac (VHT20)	CH52	22.16	164.44	891	Pass
11ac (VHT20)	CH60	22.04	159.96	891	Pass
11ac (HVT20)	CH64	22.01	158.85	891	Pass
11ac (VHT40)	CH54	20.89	122.74	1000	Pass
11ac (VHT40)	CH62	19.98	99.54	1000	Pass
11ac (VHT80)	CH58	18.00	63.10	1000	Pass

U-NII-2C (5470 - 5725 MHz)					
Mode	Channel	E.I.R.P (dBm)	E.I.R.P (mW)	E.I.R.P Limit (mW)	Verdict
11a	CH100	22.41	174.18	849	Pass
11a	CH116	22.44	175.39	849	Pass
11a	CH140	21.97	157.40	845	Pass
11n (HT20)	CH100	21.22	132.43	892	Pass
11n (HT20)	CH116	21.51	141.58	893	Pass
11n (HT20)	CH140	20.98	125.31	892	Pass
11n (HT40)	CH102	20.12	102.80	1000	Pass
11n (HT40)	CH118	20.22	105.20	1000	Pass
11n (HT40)	CH134	20.26	106.17	1000	Pass
11ac (VHT20)	CH100	21.16	130.62	893	Pass
11ac (VHT20)	CH116	21.22	132.43	891	Pass
11ac (VHT20)	CH140	21.42	138.68	892	Pass
11ac (VHT40)	CH102	20.11	102.57	1000	Pass
11ac (VHT40)	CH118	20.25	105.93	1000	Pass
11ac (VHT40)	CH134	20.33	107.89	1000	Pass
11ac (VHT80)	CH106	16.87	48.64	1000	Pass
11ac (VHT80)	CH122	19.57	90.57	1000	Pass

U-NII-3 (5725 - 5850 MHz)				
Mode	Channel	E.I.R.P (dBm)	E.I.R.P (mW)	Verdict
11a	CH149	20.23	105.44	Pass
11a	CH157	19.98	99.54	Pass
11a	CH165	20.22	105.20	Pass
11n (HT20)	CH149	19.06	80.54	Pass
11n (HT20)	CH157	19.09	81.10	Pass
11n (HT20)	CH165	19.06	80.54	Pass
11n (HT40)	CH151	18.01	63.24	Pass
11n (HT40)	CH159	18.19	65.92	Pass
11ac (VHT20)	CH149	19.11	81.47	Pass
11ac (VHT20)	CH157	19.16	82.41	Pass
11ac (VHT20)	CH165	19.00	79.43	Pass
11ac (VHT40)	CH151	17.99	62.95	Pass
11ac (VHT40)	CH159	17.90	61.66	Pass
11ac (VHT80)	CH155	17.22	52.72	Pass

U-NII-2C straddle channel					
Mode	Channel	E.I.R.P (dBm)	E.I.R.P (mW)	E.I.R.P Limit (mW)	Verdict
11a	CH144	22.43	174.98	677	Pass
11n (HT20)	CH144	21.42	138.68	697	Pass
11n (HT40)	CH142	20.45	110.92	1000	Pass
11ac (VHT20)	CH144	21.46	139.96	697	Pass
11ac (VHT40)	CH142	20.47	111.43	1000	Pass
11ac (VHT80)	CH138	19.38	86.70	1000	Pass

U-NII-3 straddle channel					
Mode	Channel	E.I.R.P (dBm)	E.I.R.P (mW)	Verdict	
11a	CH144	20.22	105.20	Pass	
11n (HT20)	CH144	19.21	83.37	Pass	
11n (HT40)	CH142	18.24	66.68	Pass	
11ac (VHT20)	CH144	19.25	84.14	Pass	
11ac (VHT40)	CH142	18.26	66.99	Pass	
11ac (VHT80)	CH138	17.17	52.12	Pass	

A.2 Emission Bandwidth & 99% Bandwidth

Note: Test plots please refer to the document "Annex No.: BL-SZ2350434-604 Data Part 1.pdf".

Test Data

U-NII-1 (5150 - 5250 MHz)			
Mode	Channel	26 dB Bandwidth (MHz)	99% Bandwidth (MHz)
11a	CH36	24.71	16.73
11a	CH44	24.20	16.70
11a	CH48	23.65	16.68
11n (HT20)	CH36	24.23	17.80
11n (HT20)	CH44	24.02	17.80
11n (HT20)	CH48	23.72	17.79
11n (HT40)	CH38	41.78	36.27
11n (HT40)	CH46	41.81	36.22
11ac (VHT20)	CH36	23.98	17.83
11ac (VHT20)	CH44	24.08	17.81
11ac (VHT20)	CH48	24.15	17.80
11ac (VHT40)	CH38	41.63	36.26
11ac (VHT40)	CH46	41.52	36.25
11ac (VHT80)	CH42	96.82	76.20

U-NII-2A (5250 - 5350 MHz)			
Mode	Channel	26 dB Bandwidth (MHz)	99% Bandwidth (MHz)
11a	CH52	23.83	16.72
11a	CH60	23.73	16.70
11a	CH64	26.23	16.75
11n (HT20)	CH52	23.57	17.78
11n (HT20)	CH60	23.86	17.77
11n (HT20)	CH64	23.74	17.79
11n (HT40)	CH54	41.70	36.24
11n (HT40)	CH62	41.75	36.26
11ac (VHT20)	CH52	23.85	17.79
11ac (VHT20)	CH60	23.63	17.78
11ac (VHT20)	CH64	23.69	17.79
11ac (VHT40)	CH54	41.73	36.23
11ac (VHT40)	CH62	41.99	36.24
11ac (VHT80)	CH58	89.13	75.93

U-NII-2C (5470 - 5725 MHz)			
Mode	Channel	26 dB Bandwidth (MHz)	99% Bandwidth (MHz)
11a	CH100	26.89	16.94
11a	CH116	26.93	16.95
11a	CH140	26.74	16.86
11n (HT20)	CH100	23.76	17.80
11n (HT20)	CH116	24.43	17.82
11n (HT20)	CH140	23.31	17.80
11n (HT40)	CH102	41.76	36.28
11n (HT40)	CH118	41.76	36.25
11n (HT40)	CH134	42.53	36.27
11ac (VHT20)	CH100	24.69	17.82
11ac (VHT20)	CH116	23.82	17.78
11ac (VHT20)	CH140	23.80	17.80
11ac (VHT40)	CH102	41.86	36.25
11ac (VHT40)	CH118	41.71	36.25
11ac (VHT40)	CH134	41.91	36.25
11ac (VHT80)	CH106	96.53	76.33
11ac (VHT80)	CH122	97.26	76.30

U-NII-3 (5725 - 5850 MHz)			
Mode	Channel	26 dB Bandwidth (MHz)	99% Bandwidth (MHz)
11a	CH149	26.59	16.87
11a	CH157	26.75	16.87
11a	CH165	29.18	17.17
11n (HT20)	CH149	23.57	17.78
11n (HT20)	CH157	24.48	17.83
11n (HT20)	CH165	23.87	17.84
11n (HT40)	CH151	41.73	36.26
11n (HT40)	CH159	43.35	36.28
11ac (VHT20)	CH149	23.76	17.79
11ac (VHT20)	CH157	23.80	17.81
11ac (VHT20)	CH165	23.97	17.83
11ac (VHT40)	CH151	41.69	36.25
11ac (VHT40)	CH159	41.86	36.27
11ac (VHT80)	CH155	121.70	76.60

U-NII-2C straddle channel			
Mode	Channel	26 dB Bandwidth (MHz)	99% Bandwidth (MHz)
11a	CH144	20.00	13.50
11n (HT20)	CH144	16.90	13.90
11n (HT40)	CH142	35.90	33.20
11ac (VHT20)	CH144	16.90	13.90
11ac (VHT40)	CH142	35.80	33.20
11ac (VHT80)	CH138	83.20	73.30

U-NII-3 straddle channel			
Mode	Channel	26 dB Bandwidth (MHz)	99% Bandwidth (MHz)
11a	CH144	7.90	3.40
11n (HT20)	CH144	7.20	3.90
11n (HT40)	CH142	5.90	3.10
11ac (VHT20)	CH144	7.20	3.90
11ac (VHT40)	CH142	5.80	3.10
11ac (VHT80)	CH138	13.40	3.00

A.3 6 dB Bandwidth

Note: Test plots please refer to the document "Annex No.: BL-SZ2350434-604 Data Part 2.pdf".

Test Data

U-NII-3 (5725 - 5850 MHz)				
Mode	Channel	6 dB Bandwidth (MHz)	Limit (kHz)	Verdict
11a	CH149	15.55	500.00	Pass
11a	CH157	15.45	500.00	Pass
11a	CH165	15.25	500.00	Pass
11n (HT20)	CH149	15.60	500.00	Pass
11n (HT20)	CH157	15.20	500.00	Pass
11n (HT20)	CH165	15.20	500.00	Pass
11n (HT40)	CH151	36.00	500.00	Pass
11n (HT40)	CH159	35.80	500.00	Pass
11ac (VHT20)	CH149	15.20	500.00	Pass
11ac (VHT20)	CH157	15.20	500.00	Pass
11ac (VHT20)	CH165	15.25	500.00	Pass
11ac (VHT40)	CH151	35.95	500.00	Pass
11ac (VHT40)	CH159	35.85	500.00	Pass
11ac (VHT80)	CH155	75.25	500.00	Pass

U-NII-3 straddle channel				
Mode	Channel	6 dB Bandwidth (MHz)	Limit (kHz)	Verdict
11a	CH144	2.60	500.00	Pass
11n (HT20)	CH144	2.60	500.00	Pass
11n (HT40)	CH142	3.15	500.00	Pass
11ac (VHT20)	CH144	2.60	500.00	Pass
11ac (VHT40)	CH142	2.80	500.00	Pass
11ac (VHT80)	CH138	2.60	500.00	Pass

A.4 Power Spectral Density

Note 1: Test plots please refer to the document "Annex No.: BL-SZ2350434-604 Data Part 3.pdf".

Test Data

U-NII-1 (5150 - 5250 MHz)				
Mode	Channel	PSD (dBm/MHz)	Limit (dBm/MHz)	Verdict
11a	CH36	5.28	11.00	Pass
11a	CH44	5.24	11.00	Pass
11a	CH48	5.45	11.00	Pass
11n (HT20)	CH36	5.40	11.00	Pass
11n (HT20)	CH44	5.59	11.00	Pass
11n (HT20)	CH48	5.08	11.00	Pass
11n (HT40)	CH38	1.86	11.00	Pass
11n (HT40)	CH46	2.25	11.00	Pass
11ac (VHT20)	CH36	5.42	11.00	Pass
11ac (VHT20)	CH44	4.92	11.00	Pass
11ac (VHT20)	CH48	5.16	11.00	Pass
11ac (VHT40)	CH38	1.90	11.00	Pass
11ac (VHT40)	CH46	2.27	11.00	Pass
11ac (VHT80)	CH42	-3.21	11.00	Pass

U-NII-2A (5250 - 5350 MHz)				
Mode	Channel	PSD (dBm/MHz)	Limit (dBm/MHz)	Verdict
11a	CH52	7.70	11.00	Pass
11a	CH60	7.55	11.00	Pass
11a	CH64	6.56	11.00	Pass
11n (HT20)	CH52	6.54	11.00	Pass
11n (HT20)	CH60	6.33	11.00	Pass
11n (HT20)	CH64	5.56	11.00	Pass
11n (HT40)	CH54	2.16	11.00	Pass
11n (HT40)	CH62	0.79	11.00	Pass
11ac (VHT20)	CH52	6.58	11.00	Pass
11ac (VHT20)	CH60	6.37	11.00	Pass
11ac (VHT20)	CH64	6.45	11.00	Pass
11ac (VHT40)	CH54	2.39	11.00	Pass
11ac (VHT40)	CH62	1.42	11.00	Pass
11ac (VHT80)	CH58	-3.77	11.00	Pass

U-NII-2C (5470 - 5725 MHz)				
Mode	Channel	PSD (dBm/MHz)	Limit (dBm/MHz)	Verdict
11a	CH100	8.31	11.00	Pass
11a	CH116	8.32	11.00	Pass
11a	CH140	7.50	11.00	Pass
11n (HT20)	CH100	6.84	11.00	Pass
11n (HT20)	CH116	7.29	11.00	Pass
11n (HT20)	CH140	6.29	11.00	Pass
11n (HT40)	CH102	2.46	11.00	Pass
11n (HT40)	CH118	2.95	11.00	Pass
11n (HT40)	CH134	2.58	11.00	Pass
11ac (VHT20)	CH100	6.78	11.00	Pass
11ac (VHT20)	CH116	6.85	11.00	Pass
11ac (VHT20)	CH140	6.66	11.00	Pass
11ac (VHT40)	CH102	2.41	11.00	Pass
11ac (VHT40)	CH118	3.04	11.00	Pass
11ac (VHT40)	CH134	2.81	11.00	Pass
11ac (VHT80)	CH106	-3.96	11.00	Pass
11ac (VHT80)	CH122	-0.81	11.00	Pass

U-NII-3 (5725 - 5850 MHz)				
Mode	Channel	PSD (dBm/500kHz)	Limit (dBm/500kHz)	Verdict
11a	CH149	5.07	30.00	Pass
11a	CH157	4.13	30.00	Pass
11a	CH165	4.95	30.00	Pass
11n (HT20)	CH149	3.59	30.00	Pass
11n (HT20)	CH157	3.21	30.00	Pass
11n (HT20)	CH165	3.61	30.00	Pass
11n (HT40)	CH151	-0.58	30.00	Pass
11n (HT40)	CH159	-0.72	30.00	Pass
11ac (VHT20)	CH149	3.46	30.00	Pass
11ac (VHT20)	CH157	3.20	30.00	Pass
11ac (VHT20)	CH165	3.74	30.00	Pass
11ac (VHT40)	CH151	-0.56	30.00	Pass
11ac (VHT40)	CH159	-1.17	30.00	Pass
11ac (VHT80)	CH155	-4.78	30.00	Pass

U-NII-2C straddle channel				
Mode	Channel	PSD (dBm/MHz)	Limit (dBm/MHz)	Verdict
11a	CH144	7.23	11.00	Pass
11n (HT20)	CH144	5.93	11.00	Pass
11n (HT40)	CH142	2.08	11.00	Pass
11ac (VHT20)	CH144	6.00	11.00	Pass
11ac (VHT40)	CH142	2.05	11.00	Pass
11ac (VHT80)	CH138	-2.13	11.00	Pass

U-NII-3 straddle channel				
Mode	Channel	PSD (dBm/500kHz)	Limit (dBm/500kHz)	Verdict
11a	CH144	4.54	30.00	Pass
11n (HT20)	CH144	3.24	30.00	Pass
11n (HT40)	CH142	-0.22	30.00	Pass
11ac (VHT20)	CH144	3.34	30.00	Pass
11ac (VHT40)	CH142	-0.75	30.00	Pass
11ac (VHT80)	CH138	-4.92	30.00	Pass

E.I.R.P PSD

U-NII-1 (5150 - 5250 MHz)				
Mode	Channel	PSD (dBm/MHz)	E.I.R.P Limit (dBm/MHz)	Verdict
11a	CH36	9.57	10.00	Pass
11a	CH44	9.53	10.00	Pass
11a	CH48	9.74	10.00	Pass
11n (HT20)	CH36	9.69	10.00	Pass
11n (HT20)	CH44	9.88	10.00	Pass
11n (HT20)	CH48	9.37	10.00	Pass
11n (HT40)	CH38	6.15	10.00	Pass
11n (HT40)	CH46	6.54	10.00	Pass
11ac (VHT20)	CH36	9.71	10.00	Pass
11ac (VHT20)	CH44	9.21	10.00	Pass
11ac (VHT20)	CH48	9.45	10.00	Pass
11ac (VHT40)	CH38	6.19	10.00	Pass
11ac (VHT40)	CH46	6.56	10.00	Pass
11ac (VHT80)	CH42	1.08	10.00	Pass

U-NII-2A (5250 - 5350 MHz)				
Mode	Channel	PSD (dBm/MHz)		Verdict
11a	CH52	12.13		Pass
11a	CH60	11.98		Pass
11a	CH64	10.99		Pass
11n (HT20)	CH52	10.97		Pass
11n (HT20)	CH60	10.76		Pass
11n (HT20)	CH64	9.99		Pass
11n (HT40)	CH54	6.59		Pass
11n (HT40)	CH62	5.22		Pass
11ac (VHT20)	CH52	11.01		Pass
11ac (VHT20)	CH60	10.80		Pass
11ac (VHT20)	CH64	10.88		Pass
11ac (VHT40)	CH54	6.82		Pass
11ac (VHT40)	CH62	5.85		Pass
11ac (VHT80)	CH58	0.66		Pass

U-NII-2C (5470 - 5725 MHz)			
Mode	Channel	PSD (dBm/MHz)	Verdict
11a	CH100	11.99	Pass
11a	CH116	12.00	Pass
11a	CH140	11.18	Pass
11n (HT20)	CH100	10.52	Pass
11n (HT20)	CH116	10.97	Pass
11n (HT20)	CH140	9.97	Pass
11n (HT40)	CH102	6.14	Pass
11n (HT40)	CH118	6.63	Pass
11n (HT40)	CH134	6.26	Pass
11ac (VHT20)	CH100	10.46	Pass
11ac (VHT20)	CH116	10.53	Pass
11ac (VHT20)	CH140	10.34	Pass
11ac (VHT40)	CH102	6.09	Pass
11ac (VHT40)	CH118	6.72	Pass
11ac (VHT40)	CH134	6.49	Pass
11ac (VHT80)	CH106	-0.28	Pass
11ac (VHT80)	CH122	2.87	Pass

U-NII-3 (5725 - 5850 MHz)			
Mode	Channel	PSD (dBm/MHz)	Verdict
11a	CH149	6.54	Pass
11a	CH157	5.60	Pass
11a	CH165	6.42	Pass
11n (HT20)	CH149	5.06	Pass
11n (HT20)	CH157	4.68	Pass
11n (HT20)	CH165	5.08	Pass
11n (HT40)	CH151	0.89	Pass
11n (HT40)	CH159	0.75	Pass
11ac (VHT20)	CH149	4.93	Pass
11ac (VHT20)	CH157	4.67	Pass
11ac (VHT20)	CH165	5.21	Pass
11ac (VHT40)	CH151	0.92	Pass
11ac (VHT40)	CH159	0.30	Pass
11ac (VHT80)	CH155	-3.31	Pass

U-NII-2C straddle channel			
Mode	Channel	PSD (dBm/MHz)	Verdict
11a	CH144	10.91	Pass
11n (HT20)	CH144	9.61	Pass
11n (HT40)	CH142	5.76	Pass
11ac (VHT20)	CH144	9.68	Pass
11ac (VHT40)	CH142	5.73	Pass
11ac (VHT80)	CH138	1.55	Pass

U-NII-3 straddle channel			
Mode	Channel	PSD (dBm/MHz)	Verdict
11a	CH144	6.01	Pass
11n (HT20)	CH144	4.71	Pass
11n (HT40)	CH142	1.26	Pass
11ac (VHT20)	CH144	4.81	Pass
11ac (VHT40)	CH142	0.73	Pass
11ac (VHT80)	CH138	-3.45	Pass

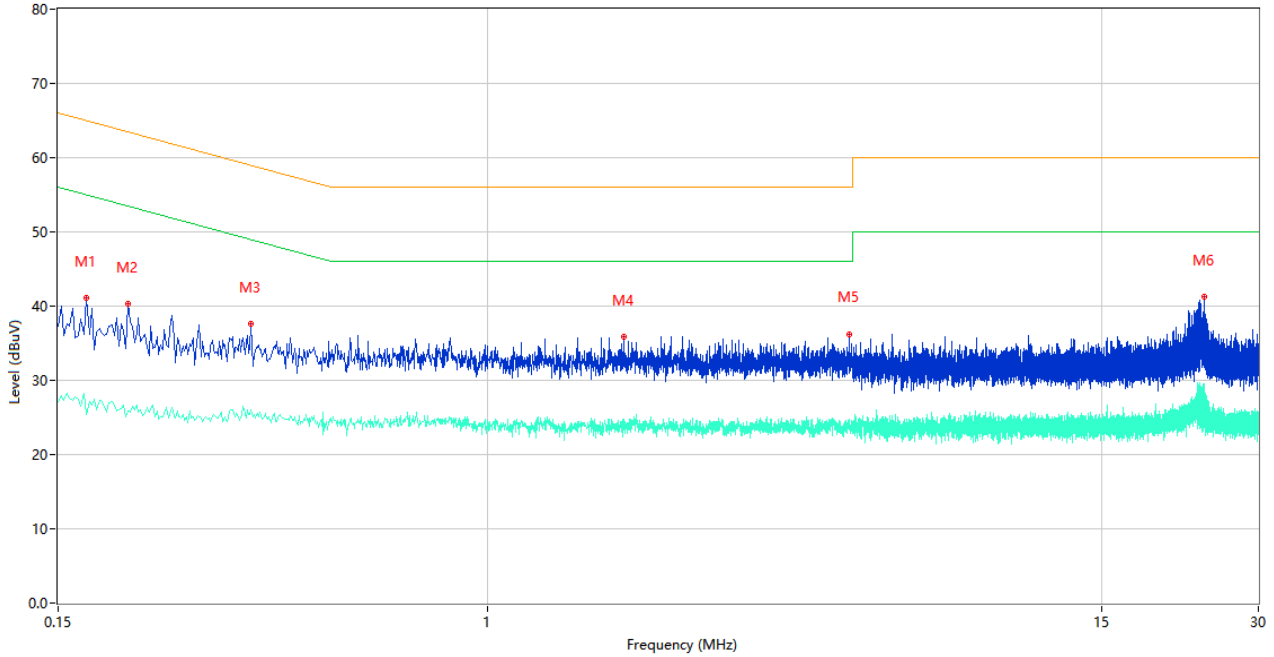
A.5 Conducted Emissions

Note 1: The EUT is working in the Normal link mode. All modes have been tested and normal link mode is worst.

Test Data and Plots

PHASE L

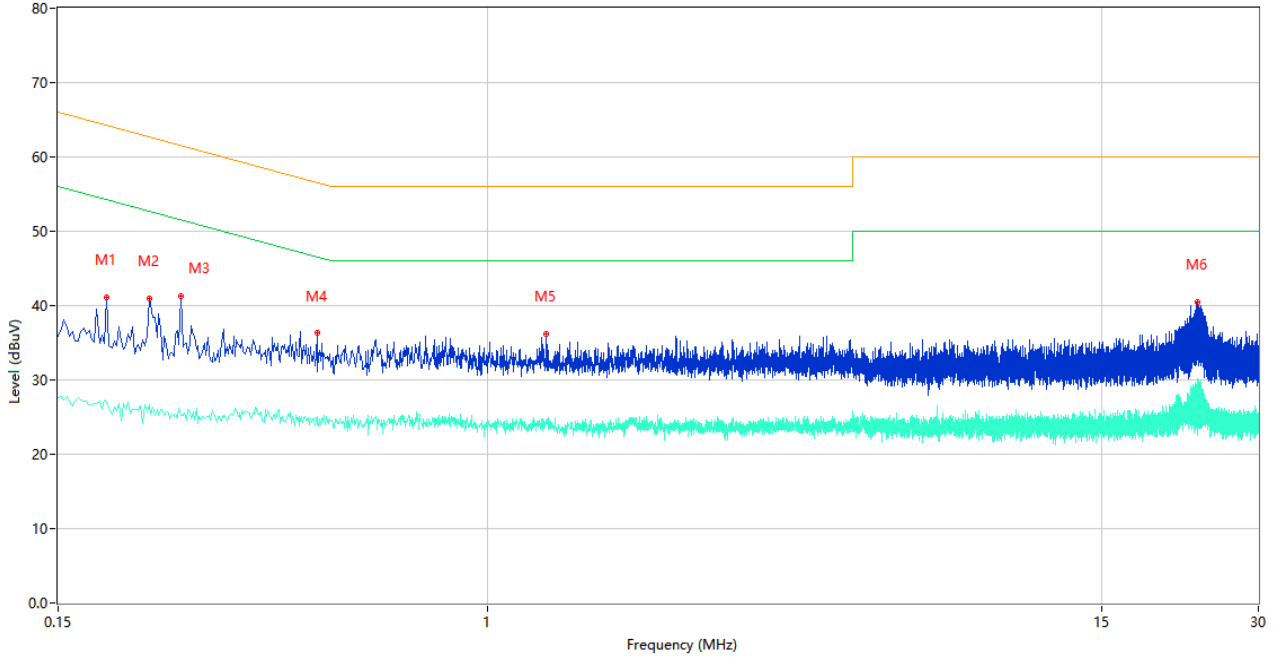
CE Test case_FCC_CE_FCC PART 15B_Class B



No.	Frequency (MHz)	Results (dBuV)	Factor (dB)	Limit (dBuV)	Margin (dB)	Detector	Line	Verdict
1	0.170	41.10	10.08	64.96	23.86	Peak	L	Pass
1**	0.170	25.46	10.08	54.96	29.50	AV	L	Pass
2	0.204	40.32	10.05	63.45	23.13	Peak	L	Pass
2**	0.204	25.86	10.05	53.45	27.59	AV	L	Pass
3	0.352	37.58	10.96	58.92	21.34	Peak	L	Pass
3**	0.352	25.96	10.96	48.92	22.96	AV	L	Pass
4	1.820	35.80	10.24	56.00	20.20	Peak	L	Pass
4**	1.820	23.68	10.24	46.00	22.32	AV	L	Pass
5	4.940	36.21	10.27	56.00	19.79	Peak	L	Pass
5**	4.940	24.26	10.27	46.00	21.74	AV	L	Pass
6	23.628	41.26	10.51	60.00	18.74	Peak	L	Pass
6**	23.628	29.59	10.51	50.00	20.41	AV	L	Pass

PHASE N

CE Test case_FCC_CE_FCC PART 15B_Class B



No.	Frequency (MHz)	Results (dBuV)	Factor (dB)	Limit (dBuV)	Margin (dB)	Detector	Line	Verdict
1	0.186	41.17	10.06	64.21	23.04	Peak	N	Pass
1**	0.186	26.93	10.06	54.21	27.28	AV	N	Pass
2	0.224	41.01	10.04	62.67	21.66	Peak	N	Pass
2**	0.224	26.71	10.04	52.67	25.96	AV	N	Pass
3	0.258	41.23	10.01	61.50	20.27	Peak	N	Pass
3**	0.258	25.23	10.01	51.50	26.27	AV	N	Pass
4	0.470	36.31	10.20	56.51	20.20	Peak	N	Pass
4**	0.470	25.14	10.20	46.51	21.37	AV	N	Pass
5	1.296	36.22	10.61	56.00	19.78	Peak	N	Pass
5**	1.296	24.32	10.61	46.00	21.68	AV	N	Pass
6	22.916	40.53	10.52	60.00	19.47	Peak	N	Pass
6**	22.916	30.23	10.52	50.00	19.77	AV	N	Pass

A.6 Radiated Spurious Emissions and Band Edge (Restricted-band)

Test Data

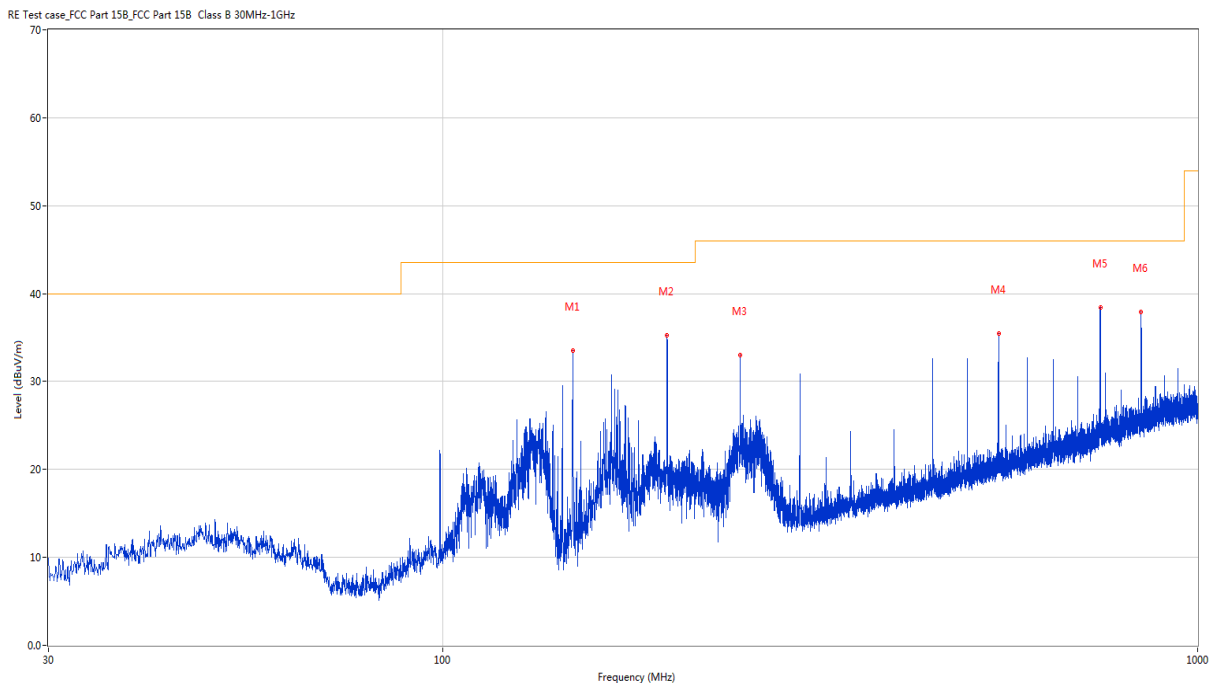
Note 1: The symbol of "--" in the table which means not application.

Note 2: For the test data above 1 GHz, According the ANSI C63.4, where limits are specified for both average and peak (or quasi-peak) detector functions, if the peak (or quasi-peak) measured value complies with the average limit, it is unnecessary to perform an average measurement.

Note 3: The low frequency, which started from 9 kHz to 30 MHz, was pre-scanned and the result which was 20 dB lower than the limit line per 15.31(o) was not reported.

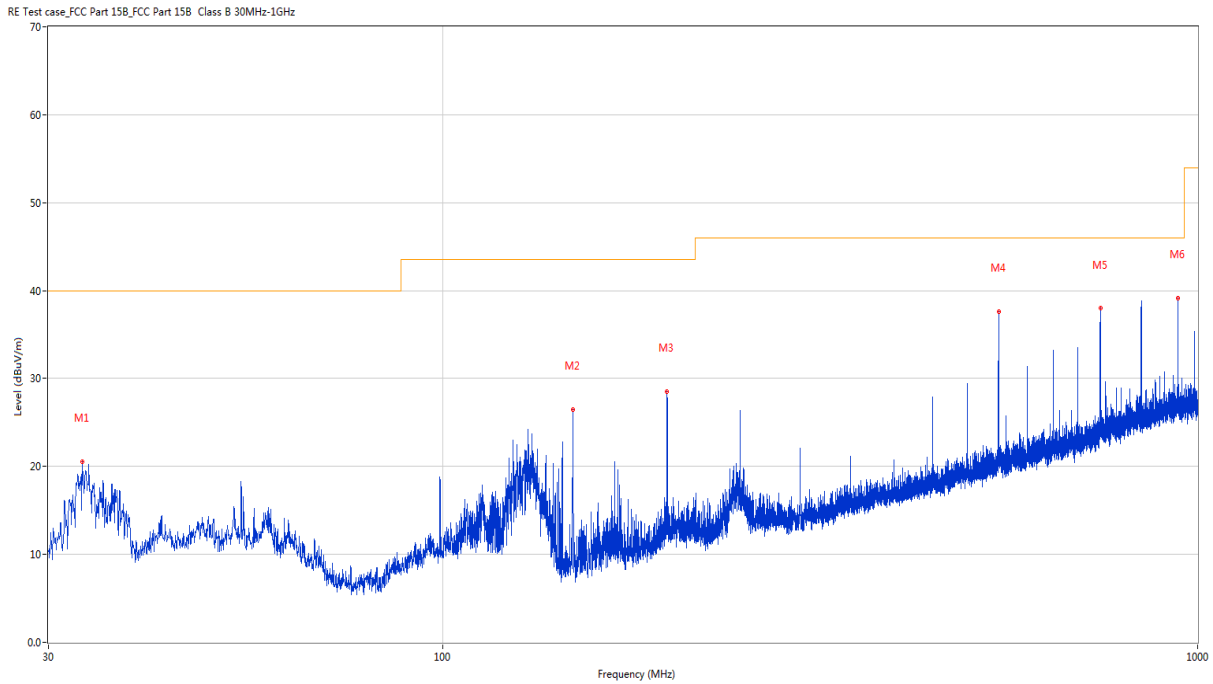
Note 4: The EUT is working in the Normal link mode below 1 GHz. All modes have been tested and normal link mode is worst.

30 MHz to 1 GHz, ANT H



No.	Frequency (MHz)	Results (dBuV/m)	Factor (dB)	Limit (dBuV/m)	Margin (dB)	Detector	Table (Degree)	Height (cm)	Antenna	Verdict
1	148.631	33.51	-28.08	43.5	9.99	Peak	206.10	200	Horizontal	Pass
2	198.101	35.29	-24.18	43.5	8.21	Peak	198.90	100	Horizontal	Pass
3	247.620	33.00	-23.13	46.0	13.00	Peak	39.00	100	Horizontal	Pass
4	544.779	35.45	-15.65	46.0	10.55	Peak	206.10	200	Horizontal	Pass
5	742.902	38.38	-12.39	46.0	7.62	Peak	57.60	200	Horizontal	Pass
6	841.696	37.87	-11.29	46.0	8.13	Peak	14.50	100	Horizontal	Pass

30 MHz to 1 GHz, ANT V



No.	Frequency (MHz)	Results (dBuV/m)	Factor (dB)	Limit (dBuV/m)	Margin (dB)	Detector	Table (Degree)	Height (cm)	Antenna	Verdict
1	33.298	20.59	-26.27	40.0	19.41	Peak	204.50	100	Vertical	Pass
2	148.583	26.46	-28.06	43.5	17.04	Peak	250.40	100	Vertical	Pass
3	198.101	28.47	-24.18	43.5	15.03	Peak	258.70	200	Vertical	Pass
4	544.779	37.57	-15.65	46.0	8.43	Peak	283.90	100	Vertical	Pass
5	742.998	37.97	-12.39	46.0	8.03	Peak	107.30	100	Vertical	Pass
6	941.218	39.17	-9.41	46.0	6.83	Peak	257.70	100	Vertical	Pass

Note: The spurious above 18G is noise only, do not show on the report.

11a, U-NII-1, 1 GHz to 18 GHz, Low Channel, ANT H

No.	Frequency (MHz)	Results (dBuV/m)	Factor (dB)	Limit (dBuV/m)	Margin (dB)	Detector	Table (Degree)	Height (cm)	Antenna	Verdict
1	1507.800	38.75	-16.73	74.0	35.25	Peak	305.00	200	Horizontal	Pass
1**	1507.800	28.65	-16.73	54.0	25.35	AV	305.00	200	Horizontal	Pass
2	4104.250	47.99	-4.73	74.0	26.01	Peak	168.00	300	Horizontal	Pass
2**	4104.250	37.49	-4.73	54.0	16.51	AV	168.00	300	Horizontal	Pass
3	5181.750	110.81	-1.12	--	--	Peak	29.00	100	Horizontal	N/A
3**	5181.750	103.47	-1.12	--	--	AV	29.00	100	Horizontal	N/A
4	7479.250	53.55	1.58	74.0	20.45	Peak	360.00	100	Horizontal	Pass
4**	7479.250	44.42	1.58	54.0	9.58	AV	360.00	100	Horizontal	Pass
5	11085.838	51.80	-1.27	74.0	22.20	Peak	0.00	100	Horizontal	Pass
5**	11085.838	42.18	-1.27	54.0	11.82	AV	0.00	100	Horizontal	Pass
6	16168.013	52.01	-0.39	74.0	21.99	Peak	172.00	100	Horizontal	Pass
6**	16168.013	43.45	-0.39	54.0	10.55	AV	172.00	100	Horizontal	Pass

11a, U-NII-1, 1 GHz to 18 GHz, Low Channel, ANT V

No.	Frequency (MHz)	Results (dBuV/m)	Factor (dB)	Limit (dBuV/m)	Margin (dB)	Detector	Table (Degree)	Height (cm)	Antenna	Verdict
1	1494.400	39.29	-16.87	74.0	34.71	Peak	288.00	100	Vertical	Pass
1**	1494.400	28.85	-16.87	54.0	25.15	AV	288.00	100	Vertical	Pass
2	4170.000	47.56	-4.80	74.0	26.44	Peak	120.00	300	Vertical	Pass
2**	4170.000	37.64	-4.80	54.0	16.36	AV	120.00	300	Vertical	Pass
3	5181.500	96.45	-1.12	--	--	Peak	311.00	200	Vertical	N/A
3**	5181.500	89.03	-1.12	--	--	AV	311.00	200	Vertical	N/A
4	7522.250	53.34	2.28	74.0	20.66	Peak	120.00	100	Vertical	Pass
4**	7522.250	44.43	2.28	54.0	9.57	AV	120.00	100	Vertical	Pass
5	11143.550	50.95	-0.96	74.0	23.05	Peak	183.00	150	Vertical	Pass
5**	11143.550	41.73	-0.96	54.0	12.27	AV	183.00	150	Vertical	Pass
6	16187.700	51.83	0.10	74.0	22.17	Peak	68.00	200	Vertical	Pass
6**	16187.700	43.70	0.10	54.0	10.30	AV	68.00	200	Vertical	Pass

11a, U-NII-1, 1 GHz to 18 GHz, Middle Channel, ANT H

No.	Frequency (MHz)	Results (dBuV/m)	Factor (dB)	Limit (dBuV/m)	Margin (dB)	Detector	Table (Degree)	Height (cm)	Antenna	Verdict
1	1442.700	38.77	-16.44	74.0	35.23	Peak	318.00	300	Horizontal	Pass
1**	1442.700	29.73	-16.44	54.0	24.27	AV	318.00	300	Horizontal	Pass
2	4287.750	47.05	-4.22	74.0	26.95	Peak	314.00	400	Horizontal	Pass
2**	4287.750	38.47	-4.22	54.0	15.53	AV	314.00	400	Horizontal	Pass
3	5218.500	110.25	-2.01	--	--	Peak	90.00	150	Horizontal	N/A
3**	5218.500	103.22	-2.01	--	--	AV	90.00	150	Horizontal	N/A
4	7468.750	53.30	1.57	74.0	20.70	Peak	263.00	200	Horizontal	Pass
4**	7468.750	43.74	1.57	54.0	10.26	AV	263.00	200	Horizontal	Pass
5	11108.400	51.16	-1.00	74.0	22.84	Peak	74.00	100	Horizontal	Pass
5**	11108.400	41.46	-1.00	54.0	12.54	AV	74.00	100	Horizontal	Pass
6	16196.888	51.66	0.33	74.0	22.34	Peak	182.00	400	Horizontal	Pass
6**	16196.888	43.19	0.33	54.0	10.81	AV	182.00	400	Horizontal	Pass

11a, U-NII-1, 1 GHz to 18 GHz, Middle Channel, ANT V

No.	Frequency (MHz)	Results (dBuV/m)	Factor (dB)	Limit (dBuV/m)	Margin (dB)	Detector	Table (Degree)	Height (cm)	Antenna	Verdict
1	1607.600	39.45	-16.65	74.0	34.55	Peak	308.00	100	Vertical	Pass
1**	1607.600	28.89	-16.65	54.0	25.11	AV	308.00	100	Vertical	Pass
2	4226.750	48.21	-4.41	74.0	25.79	Peak	0.00	400	Vertical	Pass
2**	4226.750	39.16	-4.41	54.0	14.84	AV	0.00	400	Vertical	Pass
3	5221.250	98.24	-1.97	--	--	Peak	31.00	150	Vertical	N/A
3**	5221.250	90.50	-1.97	--	--	AV	31.00	150	Vertical	N/A
4	7516.750	54.13	2.03	74.0	19.87	Peak	119.00	100	Vertical	Pass
4**	7516.750	44.37	2.03	54.0	9.63	AV	119.00	100	Vertical	Pass
5	11123.363	51.13	-0.98	74.0	22.87	Peak	304.00	200	Vertical	Pass
5**	11123.363	41.84	-0.98	54.0	12.16	AV	304.00	200	Vertical	Pass
6	16192.425	52.29	0.21	74.0	21.71	Peak	360.00	300	Vertical	Pass
6**	16192.425	42.56	0.21	54.0	11.44	AV	360.00	300	Vertical	Pass

11a, U-NII-1, 1 GHz to 18 GHz, High Channel, ANT H

No.	Frequency (MHz)	Results (dBuV/m)	Factor (dB)	Limit (dBuV/m)	Margin (dB)	Detector	Table (Degree)	Height (cm)	Antenna	Verdict
1	1533.900	38.69	-16.46	74.0	35.31	Peak	206.00	200	Horizontal	Pass
1**	1533.900	29.02	-16.46	54.0	24.98	AV	206.00	200	Horizontal	Pass
2	4235.750	47.31	-4.34	74.0	26.69	Peak	162.00	100	Horizontal	Pass
2**	4235.750	37.95	-4.34	54.0	16.05	AV	162.00	100	Horizontal	Pass
3	5241.000	111.53	-1.82	--	--	Peak	90.00	100	Horizontal	N/A
3**	5241.000	103.71	-1.82	--	--	AV	90.00	100	Horizontal	N/A
4	7593.000	53.30	1.12	74.0	20.70	Peak	65.00	400	Horizontal	Pass
4**	7593.000	43.47	1.12	54.0	10.53	AV	65.00	400	Horizontal	Pass
5	11078.475	51.56	-1.41	74.0	22.44	Peak	221.00	150	Horizontal	Pass
5**	11078.475	41.89	-1.41	54.0	12.11	AV	221.00	150	Horizontal	Pass
6	16175.362	51.42	-0.21	74.0	22.58	Peak	309.00	100	Horizontal	Pass
6**	16175.362	42.62	-0.21	54.0	11.38	AV	309.00	100	Horizontal	Pass

11a, U-NII-1, 1 GHz to 18 GHz, High Channel, ANT V

No.	Frequency (MHz)	Results (dBuV/m)	Factor (dB)	Limit (dBuV/m)	Margin (dB)	Detector	Table (Degree)	Height (cm)	Antenna	Verdict
1	1577.700	39.52	-16.54	74.0	34.48	Peak	289.00	300	Vertical	Pass
1**	1577.700	28.99	-16.54	54.0	25.01	AV	289.00	300	Vertical	Pass
2	4306.000	47.69	-4.03	74.0	26.31	Peak	167.00	100	Vertical	Pass
2**	4306.000	38.28	-4.03	54.0	15.72	AV	167.00	100	Vertical	Pass
3	5241.250	97.60	-1.82	--	--	Peak	29.00	200	Vertical	N/A
3**	5241.250	91.21	-1.82	--	--	AV	29.00	200	Vertical	N/A
4	7747.750	53.56	1.53	74.0	20.44	Peak	55.00	400	Vertical	Pass
4**	7747.750	44.31	1.53	54.0	9.69	AV	55.00	400	Vertical	Pass
5	11168.963	51.63	-1.27	74.0	22.37	Peak	329.00	150	Vertical	Pass
5**	11168.963	42.22	-1.27	54.0	11.78	AV	329.00	150	Vertical	Pass
6	16188.488	51.48	0.12	74.0	22.52	Peak	209.00	400	Vertical	Pass
6**	16188.488	42.95	0.12	54.0	11.05	AV	209.00	400	Vertical	Pass

11n20, U-NII-1, 1 GHz to 18 GHz, Low Channel, ANT H

No.	Frequency (MHz)	Results (dBuV/m)	Factor (dB)	Limit (dBuV/m)	Margin (dB)	Detector	Table (Degree)	Height (cm)	Antenna	Verdict
1	1531.000	39.11	-16.54	74.0	34.89	Peak	319.00	200	Horizontal	Pass
1**	1531.000	28.97	-16.54	54.0	25.03	AV	319.00	200	Horizontal	Pass
2	4156.250	47.74	-4.81	74.0	26.26	Peak	126.00	200	Horizontal	Pass
2**	4156.250	37.78	-4.81	54.0	16.22	AV	126.00	200	Horizontal	Pass
3	5179.000	110.97	-1.06	--	--	Peak	84.00	100	Horizontal	N/A
3**	5179.000	102.77	-1.06	--	--	AV	84.00	100	Horizontal	N/A
4	7501.250	54.27	1.00	74.0	19.73	Peak	180.00	300	Horizontal	Pass
4**	7501.250	44.22	1.00	54.0	9.78	AV	180.00	300	Horizontal	Pass
5	11164.213	51.71	-1.19	74.0	22.29	Peak	75.00	100	Horizontal	Pass
5**	11164.213	41.38	-1.19	54.0	12.62	AV	75.00	100	Horizontal	Pass
6	16193.475	51.38	0.24	74.0	22.62	Peak	119.00	200	Horizontal	Pass
6**	16193.475	42.28	0.24	54.0	11.72	AV	119.00	200	Horizontal	Pass

11n20, U-NII-1, 1 GHz to 18 GHz, Low Channel, ANT V

No.	Frequency (MHz)	Results (dBuV/m)	Factor (dB)	Limit (dBuV/m)	Margin (dB)	Detector	Table (Degree)	Height (cm)	Antenna	Verdict
1	1572.700	38.86	-16.56	74.0	35.14	Peak	315.00	400	Vertical	Pass
1**	1572.700	30.64	-16.56	54.0	23.36	AV	315.00	400	Vertical	Pass
2	4393.250	47.84	-4.12	74.0	26.16	Peak	215.00	400	Vertical	Pass
2**	4393.250	38.10	-4.12	54.0	15.90	AV	215.00	400	Vertical	Pass
3	5182.000	97.41	-1.13	--	--	Peak	30.00	200	Vertical	N/A
3**	5182.000	89.54	-1.13	--	--	AV	30.00	200	Vertical	N/A
4	7497.000	53.18	1.21	74.0	20.82	Peak	84.00	400	Vertical	Pass
4**	7497.000	44.49	1.21	54.0	9.51	AV	84.00	400	Vertical	Pass
5	11107.213	51.72	-1.00	74.0	22.28	Peak	105.00	200	Vertical	Pass
5**	11107.213	42.65	-1.00	54.0	11.35	AV	105.00	200	Vertical	Pass
6	16177.988	52.20	-0.14	74.0	21.80	Peak	143.00	200	Vertical	Pass
6**	16177.988	42.46	-0.14	54.0	11.54	AV	143.00	200	Vertical	Pass

11n20, U-NII-1, 1 GHz to 18 GHz, Middle Channel, ANT H

No.	Frequency (MHz)	Results (dBuV/m)	Factor (dB)	Limit (dBuV/m)	Margin (dB)	Detector	Table (Degree)	Height (cm)	Antenna	Verdict
1	1577.700	38.83	-16.54	74.0	35.17	Peak	12.00	200	Horizontal	Pass
1**	1577.700	28.79	-16.54	54.0	25.21	AV	12.00	200	Horizontal	Pass
2	4149.500	47.62	-5.02	74.0	26.38	Peak	106.00	200	Horizontal	Pass
2**	4149.500	37.75	-5.02	54.0	16.25	AV	106.00	200	Horizontal	Pass
3	5223.750	110.43	-1.99	--	--	Peak	93.00	150	Horizontal	N/A
3**	5223.750	101.97	-1.99	--	--	AV	93.00	150	Horizontal	N/A
4	7506.500	53.44	1.14	74.0	20.56	Peak	311.00	200	Horizontal	Pass
4**	7506.500	44.85	1.14	54.0	9.15	AV	311.00	200	Horizontal	Pass
5	11065.413	51.10	-1.65	74.0	22.90	Peak	13.00	100	Horizontal	Pass
5**	11065.413	41.85	-1.65	54.0	12.15	AV	13.00	100	Horizontal	Pass
6	16096.612	51.47	0.05	74.0	22.53	Peak	39.00	100	Horizontal	Pass
6**	16096.612	42.48	0.05	54.0	11.52	AV	39.00	100	Horizontal	Pass

11n20, U-NII-1, 1 GHz to 18 GHz, Middle Channel, ANT V

No.	Frequency (MHz)	Results (dBuV/m)	Factor (dB)	Limit (dBuV/m)	Margin (dB)	Detector	Table (Degree)	Height (cm)	Antenna	Verdict
1	1565.400	40.12	-16.78	74.0	33.88	Peak	303.00	300	Vertical	Pass
1**	1565.400	28.89	-16.78	54.0	25.11	AV	303.00	300	Vertical	Pass
2	4335.500	48.07	-4.15	74.0	25.93	Peak	202.00	100	Vertical	Pass
2**	4335.500	38.41	-4.15	54.0	15.59	AV	202.00	100	Vertical	Pass
3	5222.250	96.74	-1.98	--	--	Peak	161.00	200	Vertical	N/A
3**	5222.250	88.33	-1.98	--	--	AV	161.00	200	Vertical	N/A
4	7554.250	53.62	1.06	74.0	20.38	Peak	262.00	300	Vertical	Pass
4**	7554.250	44.31	1.06	54.0	9.69	AV	262.00	300	Vertical	Pass
5	11057.100	51.32	-1.81	74.0	22.68	Peak	99.00	100	Vertical	Pass
5**	11057.100	42.23	-1.81	54.0	11.77	AV	99.00	100	Vertical	Pass
6	16190.588	52.15	0.17	74.0	21.85	Peak	101.00	100	Vertical	Pass
6**	16190.588	42.93	0.17	54.0	11.07	AV	101.00	100	Vertical	Pass

11n20, U-NII-1, 1 GHz to 18 GHz, High Channel, ANT H

No.	Frequency (MHz)	Results (dBuV/m)	Factor (dB)	Limit (dBuV/m)	Margin (dB)	Detector	Table (Degree)	Height (cm)	Antenna	Verdict
1	1548.000	38.19	-16.60	74.0	35.81	Peak	4.00	400	Horizontal	Pass
1**	1548.000	29.44	-16.60	54.0	24.56	AV	4.00	400	Horizontal	Pass
2	4156.000	48.06	-4.84	74.0	25.94	Peak	2.00	100	Horizontal	Pass
2**	4156.000	38.38	-4.84	54.0	15.62	AV	2.00	100	Horizontal	Pass
3	5233.250	110.27	-1.74	--	--	Peak	90.00	100	Horizontal	N/A
3**	5233.250	102.64	-1.74	--	--	AV	90.00	100	Horizontal	N/A
4	7510.500	53.42	1.74	74.0	20.58	Peak	2.00	400	Horizontal	Pass
4**	7510.500	44.74	1.74	54.0	9.26	AV	2.00	400	Horizontal	Pass
5	11116.474	51.75	-0.99	74.0	22.25	Peak	218.00	150	Horizontal	Pass
5**	11116.474	42.37	-0.99	54.0	11.63	AV	218.00	150	Horizontal	Pass
6	16182.974	52.05	-0.02	74.0	21.95	Peak	202.00	100	Horizontal	Pass
6**	16182.974	42.79	-0.02	54.0	11.21	AV	202.00	100	Horizontal	Pass

11n20, U-NII-1, 1 GHz to 18 GHz, High Channel, ANT V

No.	Frequency (MHz)	Results (dBuV/m)	Factor (dB)	Limit (dBuV/m)	Margin (dB)	Detector	Table (Degree)	Height (cm)	Antenna	Verdict
1	1595.900	40.08	-16.81	74.0	33.92	Peak	220.00	100	Vertical	Pass
1**	1595.900	29.06	-16.81	54.0	24.94	AV	220.00	100	Vertical	Pass
2	3680.000	47.17	-5.92	74.0	26.83	Peak	207.00	400	Vertical	Pass
2**	3680.000	37.60	-5.92	54.0	16.40	AV	207.00	400	Vertical	Pass
3	5241.500	97.55	-1.82	--	--	Peak	36.00	200	Vertical	N/A
3**	5241.500	89.52	-1.82	--	--	AV	36.00	200	Vertical	N/A
4	7476.000	53.22	1.97	74.0	20.78	Peak	109.00	400	Vertical	Pass
4**	7476.000	44.50	1.97	54.0	9.50	AV	109.00	400	Vertical	Pass
5	11066.125	51.66	-1.64	74.0	22.34	Peak	202.00	100	Vertical	Pass
5**	11066.125	41.46	-1.64	54.0	12.54	AV	202.00	100	Vertical	Pass
6	16182.713	51.81	-0.03	74.0	22.19	Peak	202.00	400	Vertical	Pass
6**	16182.713	43.19	-0.03	54.0	10.81	AV	202.00	400	Vertical	Pass

11n40, U-NII-1, 1 GHz to 18 GHz, Low Channel, ANT H

No.	Frequency (MHz)	Results (dBuV/m)	Factor (dB)	Limit (dBuV/m)	Margin (dB)	Detector	Table (Degree)	Height (cm)	Antenna	Verdict
1	1485.400	38.71	-16.57	74.0	35.29	Peak	108.00	300	Horizontal	Pass
1**	1485.400	29.23	-16.57	54.0	24.77	AV	108.00	300	Horizontal	Pass
2	4264.000	47.27	-3.87	74.0	26.73	Peak	1.00	200	Horizontal	Pass
2**	4264.000	38.37	-3.87	54.0	15.63	AV	1.00	200	Horizontal	Pass
3	5206.000	106.06	-2.11	--	--	Peak	80.00	100	Horizontal	N/A
3**	5206.000	98.21	-2.11	--	--	AV	80.00	100	Horizontal	N/A
4	7481.750	53.66	1.52	74.0	20.34	Peak	1.00	100	Horizontal	Pass
4**	7481.750	44.18	1.52	54.0	9.82	AV	1.00	100	Horizontal	Pass
5	11143.788	51.27	-0.96	74.0	22.73	Peak	41.00	100	Horizontal	Pass
5**	11143.788	41.72	-0.96	54.0	12.28	AV	41.00	100	Horizontal	Pass
6	16186.125	51.53	0.06	74.0	22.47	Peak	41.00	200	Horizontal	Pass
6**	16186.125	42.89	0.06	54.0	11.11	AV	41.00	200	Horizontal	Pass

11n40, U-NII-1, 1 GHz to 18 GHz, Low Channel, ANT V

No.	Frequency (MHz)	Results (dBuV/m)	Factor (dB)	Limit (dBuV/m)	Margin (dB)	Detector	Table (Degree)	Height (cm)	Antenna	Verdict
1	1495.900	39.71	-16.79	74.0	34.29	Peak	290.00	400	Vertical	Pass
1**	1495.900	29.22	-16.79	54.0	24.78	AV	290.00	400	Vertical	Pass
2	4265.000	47.46	-3.84	74.0	26.54	Peak	2.00	400	Vertical	Pass
2**	4265.000	37.87	-3.84	54.0	16.13	AV	2.00	400	Vertical	Pass
3	5198.250	92.64	-2.23	--	--	Peak	124.00	150	Vertical	N/A
3**	5198.250	84.86	-2.23	--	--	AV	124.00	150	Vertical	N/A
4	7509.250	53.67	1.67	74.0	20.33	Peak	36.00	400	Vertical	Pass
4**	7509.250	45.80	1.67	54.0	8.20	AV	36.00	400	Vertical	Pass
5	10716.526	50.91	-2.18	74.0	23.09	Peak	161.00	100	Vertical	Pass
5**	10716.526	42.15	-2.18	54.0	11.85	AV	161.00	100	Vertical	Pass
6	16101.862	51.45	0.10	74.0	22.55	Peak	41.00	400	Vertical	Pass
6**	16101.862	42.31	0.10	54.0	11.69	AV	41.00	400	Vertical	Pass

11n40, U-NII-1, 1 GHz to 18 GHz, High Channel, ANT H

No.	Frequency (MHz)	Results (dBuV/m)	Factor (dB)	Limit (dBuV/m)	Margin (dB)	Detector	Table (Degree)	Height (cm)	Antenna	Verdict
1	1475.700	38.91	-16.48	74.0	35.09	Peak	300.00	400	Horizontal	Pass
1**	1475.700	28.63	-16.48	54.0	25.37	AV	300.00	400	Horizontal	Pass
2	4230.000	46.96	-4.38	74.0	27.04	Peak	264.00	100	Horizontal	Pass
2**	4230.000	38.34	-4.38	54.0	15.66	AV	264.00	100	Horizontal	Pass
3	5226.250	107.68	-2.05	--	--	Peak	91.00	100	Horizontal	N/A
3**	5226.250	100.07	-2.05	--	--	AV	91.00	100	Horizontal	N/A
4	7513.500	53.63	1.84	74.0	20.37	Peak	293.00	200	Horizontal	Pass
4**	7513.500	44.60	1.84	54.0	9.40	AV	293.00	200	Horizontal	Pass
5	11038.338	51.29	-1.85	74.0	22.71	Peak	119.00	150	Horizontal	Pass
5**	11038.338	41.50	-1.85	54.0	12.50	AV	119.00	150	Horizontal	Pass
6	16171.950	51.42	-0.29	74.0	22.58	Peak	264.00	400	Horizontal	Pass
6**	16171.950	42.70	-0.29	54.0	11.30	AV	264.00	400	Horizontal	Pass

11n40, U-NII-1, 1 GHz to 18 GHz, High Channel, ANT V

No.	Frequency (MHz)	Results (dBuV/m)	Factor (dB)	Limit (dBuV/m)	Margin (dB)	Detector	Table (Degree)	Height (cm)	Antenna	Verdict
1	1528.700	38.75	-16.70	74.0	35.25	Peak	290.00	300	Vertical	Pass
1**	1528.700	32.44	-16.70	54.0	21.56	AV	290.00	300	Vertical	Pass
2	4223.250	47.28	-4.53	74.0	26.72	Peak	5.00	400	Vertical	Pass
2**	4223.250	38.80	-4.53	54.0	15.20	AV	5.00	400	Vertical	Pass
3	5225.750	94.11	-2.03	--	--	Peak	77.00	200	Vertical	N/A
3**	5225.750	84.87	-2.03	--	--	AV	77.00	200	Vertical	N/A
4	7487.500	53.96	1.44	74.0	20.04	Peak	1.00	300	Vertical	Pass
4**	7487.500	44.94	1.44	54.0	9.06	AV	1.00	300	Vertical	Pass
5	11139.276	51.32	-0.96	74.0	22.68	Peak	36.00	150	Vertical	Pass
5**	11139.276	41.87	-0.96	54.0	12.13	AV	36.00	150	Vertical	Pass
6	16190.325	51.87	0.16	74.0	22.13	Peak	205.00	200	Vertical	Pass
6**	16190.325	43.04	0.16	54.0	10.96	AV	205.00	200	Vertical	Pass

11ac20, U-NII-1, 1 GHz to 18 GHz, Low Channel, ANT H

No.	Frequency (MHz)	Results (dBuV/m)	Factor (dB)	Limit (dBuV/m)	Margin (dB)	Detector	Table (Degree)	Height (cm)	Antenna	Verdict
1	1480.400	38.16	-16.33	74.0	35.84	Peak	111.00	300	Horizontal	Pass
1**	1480.400	28.97	-16.33	54.0	25.03	AV	111.00	300	Horizontal	Pass
2	4186.250	47.09	-4.19	74.0	26.91	Peak	194.00	400	Horizontal	Pass
2**	4186.250	38.27	-4.19	54.0	15.73	AV	194.00	400	Horizontal	Pass
3	5181.000	109.79	-1.12	--	--	Peak	88.00	150	Horizontal	N/A
3**	5181.000	102.09	-1.12	--	--	AV	88.00	150	Horizontal	N/A
4	7476.500	53.37	1.83	74.0	20.63	Peak	41.00	100	Horizontal	Pass
4**	7476.500	45.01	1.83	54.0	8.99	AV	41.00	100	Horizontal	Pass
5	11139.987	51.53	-0.96	74.0	22.47	Peak	41.00	200	Horizontal	Pass
5**	11139.987	42.70	-0.96	54.0	11.30	AV	41.00	200	Horizontal	Pass
6	16186.912	51.91	0.08	74.0	22.09	Peak	41.00	400	Horizontal	Pass
6**	16186.912	43.00	0.08	54.0	11.00	AV	41.00	400	Horizontal	Pass

11ac20, U-NII-1, 1 GHz to 18 GHz, Low Channel, ANT V

No.	Frequency (MHz)	Results (dBuV/m)	Factor (dB)	Limit (dBuV/m)	Margin (dB)	Detector	Table (Degree)	Height (cm)	Antenna	Verdict
1	1605.300	40.24	-16.50	74.0	33.76	Peak	212.00	100	Vertical	Pass
1**	1605.300	29.08	-16.50	54.0	24.92	AV	212.00	100	Vertical	Pass
2	4256.250	47.22	-4.22	74.0	26.78	Peak	182.00	400	Vertical	Pass
2**	4256.250	38.80	-4.22	54.0	15.20	AV	182.00	400	Vertical	Pass
3	5183.500	96.07	-1.24	--	--	Peak	33.00	150	Vertical	N/A
3**	5183.500	87.38	-1.24	--	--	AV	33.00	150	Vertical	N/A
4	7519.750	53.72	2.08	74.0	20.28	Peak	220.00	200	Vertical	Pass
4**	7519.750	44.42	2.08	54.0	9.58	AV	220.00	200	Vertical	Pass
5	11162.787	51.31	-1.17	74.0	22.69	Peak	202.00	100	Vertical	Pass
5**	11162.787	41.41	-1.17	54.0	12.59	AV	202.00	100	Vertical	Pass
6	16183.500	51.31	-0.01	74.0	22.69	Peak	41.00	100	Vertical	Pass
6**	16183.500	42.65	-0.01	54.0	11.35	AV	41.00	100	Vertical	Pass

11ac20, U-NII-1, 1 GHz to 18 GHz, Middle Channel, ANT H

No.	Frequency (MHz)	Results (dBuV/m)	Factor (dB)	Limit (dBuV/m)	Margin (dB)	Detector	Table (Degree)	Height (cm)	Antenna	Verdict
1	1450.900	38.23	-16.65	74.0	35.77	Peak	126.00	400	Horizontal	Pass
1**	1450.900	29.19	-16.65	54.0	24.81	AV	126.00	400	Horizontal	Pass
2	4337.750	46.90	-4.12	74.0	27.10	Peak	41.00	400	Horizontal	Pass
2**	4337.750	37.68	-4.12	54.0	16.32	AV	41.00	400	Horizontal	Pass
3	5222.000	109.96	-1.98	--	--	Peak	85.00	200	Horizontal	N/A
3**	5222.000	103.07	-1.98	--	--	AV	85.00	200	Horizontal	N/A
4	7500.250	53.14	0.99	74.0	20.86	Peak	101.00	200	Horizontal	Pass
4**	7500.250	44.83	0.99	54.0	9.17	AV	101.00	200	Horizontal	Pass
5	11153.526	51.55	-1.01	74.0	22.45	Peak	41.00	150	Horizontal	Pass
5**	11153.526	41.94	-1.01	54.0	12.06	AV	41.00	150	Horizontal	Pass
6	16183.238	51.15	-0.01	74.0	22.85	Peak	166.00	100	Horizontal	Pass
6**	16183.238	42.59	-0.01	54.0	11.41	AV	166.00	100	Horizontal	Pass

11ac20, U-NII-1, 1 GHz to 18 GHz, Middle Channel, ANT V

No.	Frequency (MHz)	Results (dBuV/m)	Factor (dB)	Limit (dBuV/m)	Margin (dB)	Detector	Table (Degree)	Height (cm)	Antenna	Verdict
1	1496.600	40.53	-16.74	74.0	33.47	Peak	290.00	100	Vertical	Pass
1**	1496.600	28.83	-16.74	54.0	25.17	AV	290.00	100	Vertical	Pass
2	4134.250	47.35	-4.69	74.0	26.65	Peak	314.00	200	Vertical	Pass
2**	4134.250	38.57	-4.69	54.0	15.43	AV	314.00	200	Vertical	Pass
3	5223.000	96.12	-1.98	--	--	Peak	314.00	150	Vertical	N/A
3**	5223.000	89.11	-1.98	--	--	AV	314.00	150	Vertical	N/A
4	7741.250	53.38	1.53	74.0	20.62	Peak	2.00	100	Vertical	Pass
4**	7741.250	44.43	1.53	54.0	9.57	AV	2.00	100	Vertical	Pass
5	11156.375	52.38	-1.06	74.0	21.62	Peak	41.00	150	Vertical	Pass
5**	11156.375	43.14	-1.06	54.0	10.86	AV	41.00	150	Vertical	Pass
6	16189.013	51.50	0.13	74.0	22.50	Peak	41.00	200	Vertical	Pass
6**	16189.013	43.42	0.13	54.0	10.58	AV	41.00	200	Vertical	Pass

11ac20, U-NII-1, 1 GHz to 18 GHz, High Channel, ANT H

No.	Frequency (MHz)	Results (dBuV/m)	Factor (dB)	Limit (dBuV/m)	Margin (dB)	Detector	Table (Degree)	Height (cm)	Antenna	Verdict
1	1569.800	38.65	-16.63	74.0	35.35	Peak	231.00	200	Horizontal	Pass
1**	1569.800	28.95	-16.63	54.0	25.05	AV	231.00	200	Horizontal	Pass
2	4229.000	47.73	-4.46	74.0	26.27	Peak	250.00	400	Horizontal	Pass
2**	4229.000	38.17	-4.46	54.0	15.83	AV	250.00	400	Horizontal	Pass
3	5240.250	110.68	-1.82	--	--	Peak	80.00	150	Horizontal	N/A
3**	5240.250	103.31	-1.82	--	--	AV	80.00	150	Horizontal	N/A
4	7512.500	54.94	1.73	74.0	19.06	Peak	224.00	100	Horizontal	Pass
4**	7512.500	44.71	1.73	54.0	9.29	AV	224.00	100	Horizontal	Pass
5	11084.174	51.78	-1.30	74.0	22.22	Peak	182.00	200	Horizontal	Pass
5**	11084.174	41.97	-1.30	54.0	12.03	AV	182.00	200	Horizontal	Pass
6	16182.450	51.81	-0.03	74.0	22.19	Peak	41.00	100	Horizontal	Pass
6**	16182.450	42.86	-0.03	54.0	11.14	AV	41.00	100	Horizontal	Pass

11ac20, U-NII-1, 1 GHz to 18 GHz, High Channel, ANT V

No.	Frequency (MHz)	Results (dBuV/m)	Factor (dB)	Limit (dBuV/m)	Margin (dB)	Detector	Table (Degree)	Height (cm)	Antenna	Verdict
1	1583.800	39.29	-16.57	74.0	34.71	Peak	316.00	300	Vertical	Pass
1**	1583.800	29.01	-16.57	54.0	24.99	AV	316.00	300	Vertical	Pass
2	4098.000	47.97	-4.75	74.0	26.03	Peak	150.00	200	Vertical	Pass
2**	4098.000	39.24	-4.75	54.0	14.76	AV	150.00	200	Vertical	Pass
3	5238.500	98.85	-1.80	--	--	Peak	28.00	200	Vertical	N/A
3**	5238.500	90.76	-1.80	--	--	AV	28.00	200	Vertical	N/A
4	7544.500	54.16	1.86	74.0	19.84	Peak	182.00	200	Vertical	Pass
4**	7544.500	45.28	1.86	54.0	8.72	AV	182.00	200	Vertical	Pass
5	11150.913	51.16	-0.96	74.0	22.84	Peak	228.00	200	Vertical	Pass
5**	11150.913	42.67	-0.96	54.0	11.33	AV	228.00	200	Vertical	Pass
6	16180.612	51.77	-0.08	74.0	22.23	Peak	182.00	200	Vertical	Pass
6**	16180.612	42.80	-0.08	54.0	11.20	AV	182.00	200	Vertical	Pass

11ac40, U-NII-1, 1 GHz to 18 GHz, Low Channel, ANT H

No.	Frequency (MHz)	Results (dBuV/m)	Factor (dB)	Limit (dBuV/m)	Margin (dB)	Detector	Table (Degree)	Height (cm)	Antenna	Verdict
1	1440.600	38.48	-16.50	74.0	35.52	Peak	298.00	300	Horizontal	Pass
1**	1440.600	28.21	-16.50	54.0	25.79	AV	298.00	300	Horizontal	Pass
2	4132.250	47.82	-4.77	74.0	26.18	Peak	182.00	200	Horizontal	Pass
2**	4132.250	38.17	-4.77	54.0	15.83	AV	182.00	200	Horizontal	Pass
3	5191.750	106.98	-1.98	--	--	Peak	88.00	150	Horizontal	N/A
3**	5191.750	100.42	-1.98	--	--	AV	88.00	150	Horizontal	N/A
4	7501.750	53.89	1.00	74.0	20.11	Peak	59.00	100	Horizontal	Pass
4**	7501.750	45.19	1.00	54.0	8.81	AV	59.00	100	Horizontal	Pass
5	11110.776	51.89	-1.00	74.0	22.11	Peak	311.00	200	Horizontal	Pass
5**	11110.776	43.09	-1.00	54.0	10.91	AV	311.00	200	Horizontal	Pass
6	16165.650	52.48	-0.45	74.0	21.52	Peak	182.00	200	Horizontal	Pass
6**	16165.650	42.43	-0.45	54.0	11.57	AV	182.00	200	Horizontal	Pass

11ac40, U-NII-1, 1 GHz to 18 GHz, Low Channel, ANT V

No.	Frequency (MHz)	Results (dBuV/m)	Factor (dB)	Limit (dBuV/m)	Margin (dB)	Detector	Table (Degree)	Height (cm)	Antenna	Verdict
1	1564.500	38.76	-16.87	74.0	35.24	Peak	331.00	100	Vertical	Pass
1**	1564.500	29.56	-16.87	54.0	24.44	AV	331.00	100	Vertical	Pass
2	4146.750	47.87	-5.11	74.0	26.13	Peak	182.00	400	Vertical	Pass
2**	4146.750	38.05	-5.11	54.0	15.95	AV	182.00	400	Vertical	Pass
3	5187.750	95.32	-1.75	--	--	Peak	28.00	150	Vertical	N/A
3**	5187.750	86.84	-1.75	--	--	AV	28.00	150	Vertical	N/A
4	7357.500	54.67	0.79	74.0	19.33	Peak	41.00	200	Vertical	Pass
4**	7357.500	43.80	0.79	54.0	10.20	AV	41.00	200	Vertical	Pass
5	11151.150	51.19	-0.97	74.0	22.81	Peak	41.00	200	Vertical	Pass
5**	11151.150	42.23	-0.97	54.0	11.77	AV	41.00	200	Vertical	Pass
6	15718.350	52.02	-0.06	74.0	21.98	Peak	28.00	200	Vertical	Pass
6**	15718.350	41.63	-0.06	54.0	12.37	AV	28.00	200	Vertical	Pass

11ac40, U-NII-1, 1 GHz to 18 GHz, High Channel, ANT H

No.	Frequency (MHz)	Results (dBuV/m)	Factor (dB)	Limit (dBuV/m)	Margin (dB)	Detector	Table (Degree)	Height (cm)	Antenna	Verdict
1	1557.400	38.23	-16.87	74.0	35.77	Peak	225.00	200	Horizontal	Pass
1**	1557.400	29.01	-16.87	54.0	24.99	AV	225.00	200	Horizontal	Pass
2	4311.500	47.83	-4.08	74.0	26.17	Peak	132.00	100	Horizontal	Pass
2**	4311.500	38.59	-4.08	54.0	15.41	AV	132.00	100	Horizontal	Pass
3	5236.250	107.77	-1.81	--	--	Peak	88.00	200	Horizontal	N/A
3**	5236.250	100.01	-1.81	--	--	AV	88.00	200	Horizontal	N/A
4	7495.500	53.90	1.24	74.0	20.10	Peak	103.00	100	Horizontal	Pass
4**	7495.500	44.15	1.24	54.0	9.85	AV	103.00	100	Horizontal	Pass
5	11367.513	51.67	-1.78	74.0	22.33	Peak	41.00	200	Horizontal	Pass
5**	11367.513	42.01	-1.78	54.0	11.99	AV	41.00	200	Horizontal	Pass
6	16172.738	52.94	-0.27	74.0	21.06	Peak	259.00	200	Horizontal	Pass
6**	16172.738	43.36	-0.27	54.0	10.64	AV	259.00	200	Horizontal	Pass

11ac40, U-NII-1, 1 GHz to 18 GHz, High Channel, ANT V

No.	Frequency (MHz)	Results (dBuV/m)	Factor (dB)	Limit (dBuV/m)	Margin (dB)	Detector	Table (Degree)	Height (cm)	Antenna	Verdict
1	1559.600	39.13	-16.77	74.0	34.87	Peak	316.00	300	Vertical	Pass
1**	1559.600	28.57	-16.77	54.0	25.43	AV	316.00	300	Vertical	Pass
2	4265.750	47.41	-3.74	74.0	26.59	Peak	207.00	400	Vertical	Pass
2**	4265.750	38.04	-3.74	54.0	15.96	AV	207.00	400	Vertical	Pass
3	5239.000	95.16	-1.81	--	--	Peak	31.00	200	Vertical	N/A
3**	5239.000	88.36	-1.81	--	--	AV	31.00	200	Vertical	N/A
4	7527.000	53.54	2.02	74.0	20.46	Peak	176.00	200	Vertical	Pass
4**	7527.000	44.57	2.02	54.0	9.43	AV	176.00	200	Vertical	Pass
5	11205.537	51.55	-1.94	74.0	22.45	Peak	41.00	150	Vertical	Pass
5**	11205.537	41.40	-1.94	54.0	12.60	AV	41.00	150	Vertical	Pass
6	16085.063	52.72	-0.27	74.0	21.28	Peak	259.00	400	Vertical	Pass
6**	16085.063	42.43	-0.27	54.0	11.57	AV	259.00	400	Vertical	Pass

11ac80, U-NII-1, 1 GHz to 18 GHz, Middle Channel, ANT H

No.	Frequency (MHz)	Results (dBuV/m)	Factor (dB)	Limit (dBuV/m)	Margin (dB)	Detector	Table (Degree)	Height (cm)	Antenna	Verdict
1	1576.500	38.44	-16.48	74.0	35.56	Peak	168.00	300	Horizontal	Pass
1**	1576.500	28.67	-16.48	54.0	25.33	AV	168.00	300	Horizontal	Pass
2	4152.250	47.47	-4.89	74.0	26.53	Peak	1.00	400	Horizontal	Pass
2**	4152.250	38.50	-4.89	54.0	15.50	AV	1.00	400	Horizontal	Pass
3	5212.500	104.21	-1.98	--	--	Peak	85.00	100	Horizontal	N/A
3**	5212.500	95.61	-1.98	--	--	AV	85.00	100	Horizontal	N/A
4	7746.000	53.83	1.33	74.0	20.17	Peak	186.00	100	Horizontal	Pass
4**	7746.000	44.93	1.33	54.0	9.07	AV	186.00	100	Horizontal	Pass
5	11127.400	51.10	-0.98	74.0	22.90	Peak	61.00	100	Horizontal	Pass
5**	11127.400	41.72	-0.98	54.0	12.28	AV	61.00	100	Horizontal	Pass
6	15758.775	51.92	0.13	74.0	22.08	Peak	259.00	400	Horizontal	Pass
6**	15758.775	42.82	0.13	54.0	11.18	AV	259.00	400	Horizontal	Pass

11ac80, U-NII-1, 1 GHz to 18 GHz, Middle Channel, ANT V

No.	Frequency (MHz)	Results (dBuV/m)	Factor (dB)	Limit (dBuV/m)	Margin (dB)	Detector	Table (Degree)	Height (cm)	Antenna	Verdict
1	1607.600	39.03	-16.65	74.0	34.97	Peak	233.00	200	Vertical	Pass
1**	1607.600	29.51	-16.65	54.0	24.49	AV	233.00	200	Vertical	Pass
2	4248.750	47.95	-4.42	74.0	26.05	Peak	1.00	300	Vertical	Pass
2**	4248.750	39.04	-4.42	54.0	14.96	AV	1.00	300	Vertical	Pass
3	5213.250	91.33	-1.96	--	--	Peak	31.00	150	Vertical	N/A
3**	5213.250	83.56	-1.96	--	--	AV	31.00	150	Vertical	N/A
4	7476.500	54.12	1.83	74.0	19.88	Peak	311.00	200	Vertical	Pass
4**	7476.500	45.64	1.83	54.0	8.36	AV	311.00	200	Vertical	Pass
5	11145.687	51.56	-0.95	74.0	22.44	Peak	290.00	200	Vertical	Pass
5**	11145.687	41.68	-0.95	54.0	12.32	AV	290.00	200	Vertical	Pass
6	16166.963	52.01	-0.42	74.0	21.99	Peak	132.00	100	Vertical	Pass
6**	16166.963	42.79	-0.42	54.0	11.21	AV	132.00	100	Vertical	Pass

11a, U-NII-2A, 1 GHz to 18 GHz, Low Channel, ANT H

No.	Frequency (MHz)	Results (dBuV/m)	Factor (dB)	Limit (dBuV/m)	Margin (dB)	Detector	Table (Degree)	Height (cm)	Antenna	Verdict
1	1550.300	38.84	-16.64	74.0	35.16	Peak	220.00	100	Horizontal	Pass
1**	1550.300	29.46	-16.64	54.0	24.54	AV	220.00	100	Horizontal	Pass
2	4110.500	47.55	-4.73	74.0	26.45	Peak	329.00	100	Horizontal	Pass
2**	4110.500	38.04	-4.73	54.0	15.96	AV	329.00	100	Horizontal	Pass
3	5258.750	110.62	-2.38	--	--	Peak	101.00	100	Horizontal	N/A
3**	5258.750	103.50	-2.38	--	--	AV	101.00	100	Horizontal	N/A
4	7484.500	54.27	1.47	74.0	19.73	Peak	72.00	300	Horizontal	Pass
4**	7484.500	45.00	1.47	54.0	9.00	AV	72.00	300	Horizontal	Pass
5	11132.387	51.65	-0.97	74.0	22.35	Peak	28.00	100	Horizontal	Pass
5**	11132.387	42.64	-0.97	54.0	11.36	AV	28.00	100	Horizontal	Pass
6	16177.724	51.78	-0.15	74.0	22.22	Peak	298.00	400	Horizontal	Pass
6**	16177.724	43.13	-0.15	54.0	10.87	AV	298.00	400	Horizontal	Pass

11a, U-NII-2A, 1 GHz to 18 GHz, Low Channel, ANT V

No.	Frequency (MHz)	Results (dBuV/m)	Factor (dB)	Limit (dBuV/m)	Margin (dB)	Detector	Table (Degree)	Height (cm)	Antenna	Verdict
1	1582.600	39.77	-16.55	74.0	34.23	Peak	287.00	400	Vertical	Pass
1**	1582.600	30.91	-16.55	54.0	23.09	AV	287.00	400	Vertical	Pass
2	4245.750	48.40	-4.21	74.0	25.60	Peak	189.00	200	Vertical	Pass
2**	4245.750	39.34	-4.21	54.0	14.66	AV	189.00	200	Vertical	Pass
3	5256.500	99.76	-2.56	--	--	Peak	28.00	100	Vertical	N/A
3**	5256.500	91.36	-2.56	--	--	AV	28.00	100	Vertical	N/A
4	7489.000	53.66	1.40	74.0	20.34	Peak	28.00	300	Vertical	Pass
4**	7489.000	45.30	1.40	54.0	8.70	AV	28.00	300	Vertical	Pass
5	11037.388	51.24	-1.84	74.0	22.76	Peak	298.00	100	Vertical	Pass
5**	11037.388	41.64	-1.84	54.0	12.36	AV	298.00	100	Vertical	Pass
6	15757.725	52.01	0.16	74.0	21.99	Peak	344.00	100	Vertical	Pass
6**	15757.725	42.14	0.16	54.0	11.86	AV	344.00	100	Vertical	Pass

11a, U-NII-2A, 1 GHz to 18 GHz, Middle Channel, ANT H

No.	Frequency (MHz)	Results (dBuV/m)	Factor (dB)	Limit (dBuV/m)	Margin (dB)	Detector	Table (Degree)	Height (cm)	Antenna	Verdict
1	1535.700	38.44	-16.49	74.0	35.56	Peak	230.00	400	Horizontal	Pass
1**	1535.700	29.52	-16.49	54.0	24.48	AV	230.00	400	Horizontal	Pass
2	3990.750	47.37	-4.97	74.0	26.63	Peak	57.00	300	Horizontal	Pass
2**	3990.750	38.00	-4.97	54.0	16.00	AV	57.00	300	Horizontal	Pass
3	5297.250	110.52	-1.92	--	--	Peak	70.00	200	Horizontal	N/A
3**	5297.250	103.35	-1.92	--	--	AV	70.00	200	Horizontal	N/A
4	7537.250	53.71	2.15	74.0	20.29	Peak	344.00	400	Horizontal	Pass
4**	7537.250	44.35	2.15	54.0	9.65	AV	344.00	400	Horizontal	Pass
5	11790.975	51.43	-1.72	74.0	22.57	Peak	171.00	100	Horizontal	Pass
5**	11790.975	41.65	-1.72	54.0	12.35	AV	171.00	100	Horizontal	Pass
6	16183.238	52.29	-0.01	74.0	21.71	Peak	215.00	100	Horizontal	Pass
6**	16183.238	43.26	-0.01	54.0	10.74	AV	215.00	100	Horizontal	Pass

11a, U-NII-2A, 1 GHz to 18 GHz, Middle Channel, ANT V

No.	Frequency (MHz)	Results (dBuV/m)	Factor (dB)	Limit (dBuV/m)	Margin (dB)	Detector	Table (Degree)	Height (cm)	Antenna	Verdict
1	1579.900	39.05	-16.64	74.0	34.95	Peak	243.00	300	Vertical	Pass
1**	1579.900	30.08	-16.64	54.0	23.92	AV	243.00	300	Vertical	Pass
2	4280.000	47.25	-4.21	74.0	26.75	Peak	28.00	300	Vertical	Pass
2**	4280.000	38.72	-4.21	54.0	15.28	AV	28.00	300	Vertical	Pass
3	5298.000	100.46	-1.95	--	--	Peak	298.00	150	Vertical	N/A
3**	5298.000	92.35	-1.95	--	--	AV	298.00	150	Vertical	N/A
4	7506.250	53.68	1.10	74.0	20.32	Peak	344.00	100	Vertical	Pass
4**	7506.250	44.71	1.10	54.0	9.29	AV	344.00	100	Vertical	Pass
5	10724.838	51.53	-2.04	74.0	22.47	Peak	8.00	200	Vertical	Pass
5**	10724.838	42.53	-2.04	54.0	11.47	AV	8.00	200	Vertical	Pass
6	16177.200	52.71	-0.16	74.0	21.29	Peak	197.00	300	Vertical	Pass
6**	16177.200	42.83	-0.16	54.0	11.17	AV	197.00	300	Vertical	Pass

11a, U-NII-2A, 1 GHz to 18 GHz, High Channel, ANT H

No.	Frequency (MHz)	Results (dBuV/m)	Factor (dB)	Limit (dBuV/m)	Margin (dB)	Detector	Table (Degree)	Height (cm)	Antenna	Verdict
1	1514.700	38.64	-16.57	74.0	35.36	Peak	331.00	300	Horizontal	Pass
1**	1514.700	30.16	-16.57	54.0	23.84	AV	331.00	300	Horizontal	Pass
2	3995.000	47.64	-5.34	74.0	26.36	Peak	28.00	400	Horizontal	Pass
2**	3995.000	37.80	-5.34	54.0	16.20	AV	28.00	400	Horizontal	Pass
3	5319.500	111.09	-2.26	--	--	Peak	298.00	200	Horizontal	N/A
3**	5319.500	104.53	-2.26	--	--	AV	298.00	200	Horizontal	N/A
4	7545.000	53.50	1.80	74.0	20.50	Peak	33.00	100	Horizontal	Pass
4**	7545.000	44.06	1.80	54.0	9.94	AV	33.00	100	Horizontal	Pass
5	11802.613	52.06	-1.60	74.0	21.94	Peak	117.00	100	Horizontal	Pass
5**	11802.613	41.69	-1.60	54.0	12.31	AV	117.00	100	Horizontal	Pass
6	16180.875	51.90	-0.07	74.0	22.10	Peak	173.00	400	Horizontal	Pass
6**	16180.875	43.07	-0.07	54.0	10.93	AV	173.00	400	Horizontal	Pass

11a, U-NII-2A, 1 GHz to 18 GHz, High Channel, ANT V

No.	Frequency (MHz)	Results (dBuV/m)	Factor (dB)	Limit (dBuV/m)	Margin (dB)	Detector	Table (Degree)	Height (cm)	Antenna	Verdict
1	1578.200	39.49	-16.57	74.0	34.51	Peak	287.00	100	Vertical	Pass
1**	1578.200	29.80	-16.57	54.0	24.20	AV	287.00	100	Vertical	Pass
2	4270.750	47.80	-3.91	74.0	26.20	Peak	88.00	400	Vertical	Pass
2**	4270.750	38.88	-3.91	54.0	15.12	AV	88.00	400	Vertical	Pass
3	5314.500	98.75	-2.32	--	--	Peak	31.00	100	Vertical	N/A
3**	5314.500	91.16	-2.32	--	--	AV	31.00	100	Vertical	N/A
4	7491.500	53.50	1.25	74.0	20.50	Peak	160.00	100	Vertical	Pass
4**	7491.500	45.09	1.25	54.0	8.91	AV	160.00	100	Vertical	Pass
5	11124.787	51.64	-0.98	74.0	22.36	Peak	332.00	200	Vertical	Pass
5**	11124.787	42.81	-0.98	54.0	11.19	AV	332.00	200	Vertical	Pass
6	16154.100	51.85	-0.74	74.0	22.15	Peak	90.00	200	Vertical	Pass
6**	16154.100	43.47	-0.74	54.0	10.53	AV	90.00	200	Vertical	Pass

11n20, U-NII-2A, 1 GHz to 18 GHz, Low Channel, ANT H

No.	Frequency (MHz)	Results (dBuV/m)	Factor (dB)	Limit (dBuV/m)	Margin (dB)	Detector	Table (Degree)	Height (cm)	Antenna	Verdict
1	1511.800	39.20	-16.45	74.0	34.80	Peak	10.00	300	Horizontal	Pass
1**	1511.800	28.53	-16.45	54.0	25.47	AV	10.00	300	Horizontal	Pass
2	4285.000	47.46	-4.36	74.0	26.54	Peak	36.00	400	Horizontal	Pass
2**	4285.000	37.84	-4.36	54.0	16.16	AV	36.00	400	Horizontal	Pass
3	5258.500	110.10	-2.42	--	--	Peak	1.00	150	Horizontal	N/A
3**	5258.500	102.67	-2.42	--	--	AV	1.00	150	Horizontal	N/A
4	7539.750	53.89	2.10	74.0	20.11	Peak	10.00	200	Horizontal	Pass
4**	7539.750	44.14	2.10	54.0	9.86	AV	10.00	200	Horizontal	Pass
5	11676.026	51.85	-2.49	74.0	22.15	Peak	36.00	200	Horizontal	Pass
5**	11676.026	41.21	-2.49	54.0	12.79	AV	36.00	200	Horizontal	Pass
6	16169.588	52.13	-0.35	74.0	21.87	Peak	1.00	200	Horizontal	Pass
6**	16169.588	43.31	-0.35	54.0	10.69	AV	1.00	200	Horizontal	Pass

11n20, U-NII-2A, 1 GHz to 18 GHz, Low Channel, ANT V

No.	Frequency (MHz)	Results (dBuV/m)	Factor (dB)	Limit (dBuV/m)	Margin (dB)	Detector	Table (Degree)	Height (cm)	Antenna	Verdict
1	1574.200	38.45	-16.49	74.0	35.55	Peak	308.00	300	Vertical	Pass
1**	1574.200	29.91	-16.49	54.0	24.09	AV	308.00	300	Vertical	Pass
2	4025.500	47.67	-5.17	74.0	26.33	Peak	173.00	100	Vertical	Pass
2**	4025.500	38.24	-5.17	54.0	15.76	AV	173.00	100	Vertical	Pass
3	5262.000	97.94	-2.44	--	--	Peak	329.00	200	Vertical	N/A
3**	5262.000	89.99	-2.44	--	--	AV	329.00	200	Vertical	N/A
4	7512.750	54.36	1.76	74.0	19.64	Peak	28.00	100	Vertical	Pass
4**	7512.750	44.76	1.76	54.0	9.24	AV	28.00	100	Vertical	Pass
5	11125.737	51.78	-0.98	74.0	22.22	Peak	298.00	150	Vertical	Pass
5**	11125.737	42.68	-0.98	54.0	11.32	AV	298.00	150	Vertical	Pass
6	16096.349	52.19	0.04	74.0	21.81	Peak	150.00	200	Vertical	Pass
6**	16096.349	43.14	0.04	54.0	10.86	AV	150.00	200	Vertical	Pass

11n20, U-NII-2A, 1 GHz to 18 GHz, Middle Channel, ANT H

No.	Frequency (MHz)	Results (dBuV/m)	Factor (dB)	Limit (dBuV/m)	Margin (dB)	Detector	Table (Degree)	Height (cm)	Antenna	Verdict
1	1495.900	38.58	-16.79	74.0	35.42	Peak	336.00	300	Horizontal	Pass
1**	1495.900	29.18	-16.79	54.0	24.82	AV	336.00	300	Horizontal	Pass
2	4209.000	48.07	-4.61	74.0	25.93	Peak	0.00	200	Horizontal	Pass
2**	4209.000	38.60	-4.61	54.0	15.40	AV	0.00	200	Horizontal	Pass
3	5298.250	109.65	-1.97	--	--	Peak	96.00	100	Horizontal	N/A
3**	5298.250	102.97	-1.97	--	--	AV	96.00	100	Horizontal	N/A
4	7512.750	53.92	1.76	74.0	20.08	Peak	345.00	200	Horizontal	Pass
4**	7512.750	44.81	1.76	54.0	9.19	AV	345.00	200	Horizontal	Pass
5	11180.363	52.58	-1.46	74.0	21.42	Peak	28.00	150	Horizontal	Pass
5**	11180.363	42.56	-1.46	54.0	11.44	AV	28.00	150	Horizontal	Pass
6	16191.901	52.31	0.20	74.0	21.69	Peak	298.00	400	Horizontal	Pass
6**	16191.901	43.58	0.20	54.0	10.42	AV	298.00	400	Horizontal	Pass

11n20, U-NII-2A, 1 GHz to 18 GHz, Middle Channel, ANT V

No.	Frequency (MHz)	Results (dBuV/m)	Factor (dB)	Limit (dBuV/m)	Margin (dB)	Detector	Table (Degree)	Height (cm)	Antenna	Verdict
1	1585.600	38.97	-16.71	74.0	35.03	Peak	360.00	300	Vertical	Pass
1**	1585.600	29.58	-16.71	54.0	24.42	AV	360.00	300	Vertical	Pass
2	4316.250	48.11	-4.02	74.0	25.89	Peak	88.00	300	Vertical	Pass
2**	4316.250	38.30	-4.02	54.0	15.70	AV	88.00	300	Vertical	Pass
3	5299.000	99.66	-2.02	--	--	Peak	31.00	200	Vertical	N/A
3**	5299.000	92.72	-2.02	--	--	AV	31.00	200	Vertical	N/A
4	7743.250	53.89	1.20	74.0	20.11	Peak	33.00	200	Vertical	Pass
4**	7743.250	45.19	1.20	54.0	8.81	AV	33.00	200	Vertical	Pass
5	11168.487	52.53	-1.26	74.0	21.47	Peak	36.00	150	Vertical	Pass
5**	11168.487	42.81	-1.26	54.0	11.19	AV	36.00	150	Vertical	Pass
6	16194.263	52.28	0.26	74.0	21.72	Peak	194.00	100	Vertical	Pass
6**	16194.263	43.65	0.26	54.0	10.35	AV	194.00	100	Vertical	Pass

11n20, U-NII-2A, 1 GHz to 18 GHz, High Channel, ANT H

No.	Frequency (MHz)	Results (dBuV/m)	Factor (dB)	Limit (dBuV/m)	Margin (dB)	Detector	Table (Degree)	Height (cm)	Antenna	Verdict
1	1543.900	38.45	-16.46	74.0	35.55	Peak	28.00	200	Horizontal	Pass
1**	1543.900	29.57	-16.46	54.0	24.43	AV	28.00	200	Horizontal	Pass
2	4391.750	47.91	-4.17	74.0	26.09	Peak	298.00	400	Horizontal	Pass
2**	4391.750	37.45	-4.17	54.0	16.55	AV	298.00	400	Horizontal	Pass
3	5318.500	110.45	-2.26	--	--	Peak	98.00	150	Horizontal	N/A
3**	5318.500	102.37	-2.26	--	--	AV	98.00	150	Horizontal	N/A
4	7511.750	54.17	1.68	74.0	19.83	Peak	264.00	200	Horizontal	Pass
4**	7511.750	44.85	1.68	54.0	9.15	AV	264.00	200	Horizontal	Pass
5	11148.537	51.69	-0.95	74.0	22.31	Peak	236.00	200	Horizontal	Pass
5**	11148.537	43.84	-0.95	54.0	10.16	AV	236.00	200	Horizontal	Pass
6	16181.401	51.87	-0.06	74.0	22.13	Peak	28.00	100	Horizontal	Pass
6**	16181.401	43.74	-0.06	54.0	10.26	AV	28.00	100	Horizontal	Pass

11n20, U-NII-2A, 1 GHz to 18 GHz, High Channel, ANT V

No.	Frequency (MHz)	Results (dBuV/m)	Factor (dB)	Limit (dBuV/m)	Margin (dB)	Detector	Table (Degree)	Height (cm)	Antenna	Verdict
1	1588.500	39.64	-16.70	74.0	34.36	Peak	303.00	100	Vertical	Pass
1**	1588.500	28.60	-16.70	54.0	25.40	AV	303.00	100	Vertical	Pass
2	4283.250	47.40	-4.42	74.0	26.60	Peak	31.00	100	Vertical	Pass
2**	4283.250	37.36	-4.42	54.0	16.64	AV	31.00	100	Vertical	Pass
3	5322.000	99.05	-2.09	--	--	Peak	31.00	150	Vertical	N/A
3**	5322.000	90.01	-2.09	--	--	AV	31.00	150	Vertical	N/A
4	7562.500	53.88	1.17	74.0	20.12	Peak	28.00	300	Vertical	Pass
4**	7562.500	44.65	1.17	54.0	9.35	AV	28.00	300	Vertical	Pass
5	11153.762	51.62	-1.01	74.0	22.38	Peak	298.00	150	Vertical	Pass
5**	11153.762	42.55	-1.01	54.0	11.45	AV	298.00	150	Vertical	Pass
6	16179.037	51.81	-0.12	74.0	22.19	Peak	298.00	100	Vertical	Pass
6**	16179.037	43.87	-0.12	54.0	10.13	AV	298.00	100	Vertical	Pass

11n40, U-NII-2A, 1 GHz to 18 GHz, Low Channel, ANT H

No.	Frequency (MHz)	Results (dBuV/m)	Factor (dB)	Limit (dBuV/m)	Margin (dB)	Detector	Table (Degree)	Height (cm)	Antenna	Verdict
1	1523.700	38.53	-16.78	74.0	35.47	Peak	181.00	300	Horizontal	Pass
1**	1523.700	28.41	-16.78	54.0	25.59	AV	181.00	300	Horizontal	Pass
2	4147.500	47.87	-5.16	74.0	26.13	Peak	63.00	100	Horizontal	Pass
2**	4147.500	38.83	-5.16	54.0	15.17	AV	63.00	100	Horizontal	Pass
3	5266.250	107.17	-2.34	--	--	Peak	101.00	150	Horizontal	N/A
3**	5266.250	99.83	-2.34	--	--	AV	101.00	150	Horizontal	N/A
4	7730.500	54.43	1.36	74.0	19.57	Peak	28.00	300	Horizontal	Pass
4**	7730.500	44.34	1.36	54.0	9.66	AV	28.00	300	Horizontal	Pass
5	11787.888	51.47	-1.76	74.0	22.53	Peak	298.00	100	Horizontal	Pass
5**	11787.888	41.88	-1.76	54.0	12.12	AV	298.00	100	Horizontal	Pass
6	15785.026	52.30	-0.58	74.0	21.70	Peak	1.00	400	Horizontal	Pass
6**	15785.026	41.29	-0.58	54.0	12.71	AV	1.00	400	Horizontal	Pass

11n40, U-NII-2A, 1 GHz to 18 GHz, Low Channel, ANT V

No.	Frequency (MHz)	Results (dBuV/m)	Factor (dB)	Limit (dBuV/m)	Margin (dB)	Detector	Table (Degree)	Height (cm)	Antenna	Verdict
1	1602.300	39.42	-16.69	74.0	34.58	Peak	284.00	300	Vertical	Pass
1**	1602.300	30.11	-16.69	54.0	23.89	AV	284.00	300	Vertical	Pass
2	4228.750	47.86	-4.47	74.0	26.14	Peak	28.00	400	Vertical	Pass
2**	4228.750	38.44	-4.47	54.0	15.56	AV	28.00	400	Vertical	Pass
3	5273.000	95.49	-2.03	--	--	Peak	298.00	150	Vertical	N/A
3**	5273.000	88.11	-2.03	--	--	AV	298.00	150	Vertical	N/A
4	7532.750	54.11	2.19	74.0	19.89	Peak	28.00	100	Vertical	Pass
4**	7532.750	44.30	2.19	54.0	9.70	AV	28.00	100	Vertical	Pass
5	11122.413	51.48	-0.98	74.0	22.52	Peak	298.00	150	Vertical	Pass
5**	11122.413	42.55	-0.98	54.0	11.45	AV	298.00	150	Vertical	Pass
6	16182.450	52.08	-0.03	74.0	21.92	Peak	345.00	300	Vertical	Pass
6**	16182.450	43.30	-0.03	54.0	10.70	AV	345.00	300	Vertical	Pass

11n40, U-NII-2A, 1 GHz to 18 GHz, High Channel, ANT H

No.	Frequency (MHz)	Results (dBuV/m)	Factor (dB)	Limit (dBuV/m)	Margin (dB)	Detector	Table (Degree)	Height (cm)	Antenna	Verdict
1	1533.900	39.24	-16.46	74.0	34.76	Peak	297.00	300	Horizontal	Pass
1**	1533.900	29.26	-16.46	54.0	24.74	AV	297.00	300	Horizontal	Pass
2	4092.500	47.43	-4.50	74.0	26.57	Peak	269.00	100	Horizontal	Pass
2**	4092.500	38.01	-4.50	54.0	15.99	AV	269.00	100	Horizontal	Pass
3	5306.750	107.05	-2.16	--	--	Peak	106.00	100	Horizontal	N/A
3**	5306.750	99.46	-2.16	--	--	AV	106.00	100	Horizontal	N/A
4	7740.500	54.04	1.43	74.0	19.96	Peak	324.00	400	Horizontal	Pass
4**	7740.500	45.63	1.43	54.0	8.37	AV	324.00	400	Horizontal	Pass
5	11367.750	51.60	-1.78	74.0	22.40	Peak	77.00	200	Horizontal	Pass
5**	11367.750	41.88	-1.78	54.0	12.12	AV	77.00	200	Horizontal	Pass
6	16192.950	52.04	0.23	74.0	21.96	Peak	124.00	300	Horizontal	Pass
6**	16192.950	43.61	0.23	54.0	10.39	AV	124.00	300	Horizontal	Pass

11n40, U-NII-2A, 1 GHz to 18 GHz, High Channel, ANT V

No.	Frequency (MHz)	Results (dBuV/m)	Factor (dB)	Limit (dBuV/m)	Margin (dB)	Detector	Table (Degree)	Height (cm)	Antenna	Verdict
1	1617.200	39.15	-16.55	74.0	34.85	Peak	292.00	100	Vertical	Pass
1**	1617.200	29.27	-16.55	54.0	24.73	AV	292.00	100	Vertical	Pass
2	4125.000	48.00	-4.90	74.0	26.00	Peak	311.00	300	Vertical	Pass
2**	4125.000	37.92	-4.90	54.0	16.08	AV	311.00	300	Vertical	Pass
3	5312.250	94.82	-2.40	--	--	Peak	28.00	100	Vertical	N/A
3**	5312.250	87.17	-2.40	--	--	AV	28.00	100	Vertical	N/A
4	7319.500	53.83	0.63	74.0	20.17	Peak	135.00	400	Vertical	Pass
4**	7319.500	44.11	0.63	54.0	9.89	AV	135.00	400	Vertical	Pass
5	11120.275	51.72	-0.98	74.0	22.28	Peak	83.00	200	Vertical	Pass
5**	11120.275	42.05	-0.98	54.0	11.95	AV	83.00	200	Vertical	Pass
6	16192.425	52.25	0.21	74.0	21.75	Peak	288.00	300	Vertical	Pass
6**	16192.425	43.07	0.21	54.0	10.93	AV	288.00	300	Vertical	Pass

11ac20, U-NII-2A, 1 GHz to 18 GHz, Low Channel, ANT H

No.	Frequency (MHz)	Results (dBuV/m)	Factor (dB)	Limit (dBuV/m)	Margin (dB)	Detector	Table (Degree)	Height (cm)	Antenna	Verdict
1	1504.000	38.73	-16.67	74.0	35.27	Peak	35.00	300	Horizontal	Pass
1**	1504.000	28.26	-16.67	54.0	25.74	AV	35.00	300	Horizontal	Pass
2	4098.750	48.08	-4.74	74.0	25.92	Peak	153.00	100	Horizontal	Pass
2**	4098.750	38.04	-4.74	54.0	15.96	AV	153.00	100	Horizontal	Pass
3	5261.750	110.08	-2.46	--	--	Peak	83.00	100	Horizontal	N/A
3**	5261.750	103.43	-2.46	--	--	AV	83.00	100	Horizontal	N/A
4	7341.500	53.96	1.18	74.0	20.04	Peak	10.00	200	Horizontal	Pass
4**	7341.500	43.81	1.18	54.0	10.19	AV	10.00	200	Horizontal	Pass
5	11126.213	51.49	-0.98	74.0	22.51	Peak	36.00	200	Horizontal	Pass
5**	11126.213	42.67	-0.98	54.0	11.33	AV	36.00	200	Horizontal	Pass
6	16180.612	52.03	-0.08	74.0	21.97	Peak	1.00	200	Horizontal	Pass
6**	16180.612	43.55	-0.08	54.0	10.45	AV	1.00	200	Horizontal	Pass

11ac20, U-NII-2A, 1 GHz to 18 GHz, Low Channel, ANT V

No.	Frequency (MHz)	Results (dBuV/m)	Factor (dB)	Limit (dBuV/m)	Margin (dB)	Detector	Table (Degree)	Height (cm)	Antenna	Verdict
1	1522.400	39.59	-16.81	74.0	34.41	Peak	303.00	300	Vertical	Pass
1**	1522.400	28.94	-16.81	54.0	25.06	AV	303.00	300	Vertical	Pass
2	4270.000	48.66	-3.87	74.0	25.34	Peak	187.00	100	Vertical	Pass
2**	4270.000	38.37	-3.87	54.0	15.63	AV	187.00	100	Vertical	Pass
3	5254.500	98.87	-2.42	--	--	Peak	28.00	100	Vertical	N/A
3**	5254.500	90.26	-2.42	--	--	AV	28.00	100	Vertical	N/A
4	7746.750	54.00	1.42	74.0	20.00	Peak	10.00	100	Vertical	Pass
4**	7746.750	44.53	1.42	54.0	9.47	AV	10.00	100	Vertical	Pass
5	11788.125	51.60	-1.76	74.0	22.40	Peak	36.00	150	Vertical	Pass
5**	11788.125	41.95	-1.76	54.0	12.05	AV	36.00	150	Vertical	Pass
6	16131.262	51.80	-0.47	74.0	22.20	Peak	1.00	300	Vertical	Pass
6**	16131.262	41.99	-0.47	54.0	12.01	AV	1.00	300	Vertical	Pass

11ac20, U-NII-2A, 1 GHz to 18 GHz, Middle Channel, ANT H

No.	Frequency (MHz)	Results (dBuV/m)	Factor (dB)	Limit (dBuV/m)	Margin (dB)	Detector	Table (Degree)	Height (cm)	Antenna	Verdict
1	1625.700	38.66	-16.86	74.0	35.34	Peak	328.00	100	Horizontal	Pass
1**	1625.700	29.76	-16.86	54.0	24.24	AV	328.00	100	Horizontal	Pass
2	4246.000	47.59	-4.24	74.0	26.41	Peak	28.00	100	Horizontal	Pass
2**	4246.000	38.51	-4.24	54.0	15.49	AV	28.00	100	Horizontal	Pass
3	5295.500	110.05	-1.92	--	--	Peak	298.00	200	Horizontal	N/A
3**	5295.500	101.62	-1.92	--	--	AV	298.00	200	Horizontal	N/A
4	7371.500	53.82	0.52	74.0	20.18	Peak	1.00	200	Horizontal	Pass
4**	7371.500	43.32	0.52	54.0	10.68	AV	1.00	200	Horizontal	Pass
5	11166.588	51.66	-1.23	74.0	22.34	Peak	31.00	200	Horizontal	Pass
5**	11166.588	42.78	-1.23	54.0	11.22	AV	31.00	200	Horizontal	Pass
6	16187.963	51.93	0.10	74.0	22.07	Peak	1.00	300	Horizontal	Pass
6**	16187.963	44.16	0.10	54.0	9.84	AV	1.00	300	Horizontal	Pass

11ac20, U-NII-2A, 1 GHz to 18 GHz, Middle Channel, ANT V

No.	Frequency (MHz)	Results (dBuV/m)	Factor (dB)	Limit (dBuV/m)	Margin (dB)	Detector	Table (Degree)	Height (cm)	Antenna	Verdict
1	1583.000	38.68	-16.53	74.0	35.32	Peak	28.00	300	Vertical	Pass
1**	1583.000	29.51	-16.53	54.0	24.49	AV	28.00	300	Vertical	Pass
2	4273.000	47.43	-4.04	74.0	26.57	Peak	298.00	400	Vertical	Pass
2**	4273.000	38.54	-4.04	54.0	15.46	AV	298.00	400	Vertical	Pass
3	5300.500	100.42	-2.11	--	--	Peak	28.00	150	Vertical	N/A
3**	5300.500	92.26	-2.11	--	--	AV	28.00	150	Vertical	N/A
4	7506.000	53.81	1.05	74.0	20.19	Peak	135.00	200	Vertical	Pass
4**	7506.000	44.69	1.05	54.0	9.31	AV	135.00	200	Vertical	Pass
5	10718.188	50.97	-2.15	74.0	23.03	Peak	31.00	150	Vertical	Pass
5**	10718.188	42.64	-2.15	54.0	11.36	AV	31.00	150	Vertical	Pass
6	15761.662	51.96	0.05	74.0	22.04	Peak	332.00	400	Vertical	Pass
6**	15761.662	43.00	0.05	54.0	11.00	AV	332.00	400	Vertical	Pass

11ac20, U-NII-2A, 1 GHz to 18 GHz, High Channel, ANT H

No.	Frequency (MHz)	Results (dBuV/m)	Factor (dB)	Limit (dBuV/m)	Margin (dB)	Detector	Table (Degree)	Height (cm)	Antenna	Verdict
1	1585.600	39.11	-16.71	74.0	34.89	Peak	225.00	300	Horizontal	Pass
1**	1585.600	28.60	-16.71	54.0	25.40	AV	225.00	300	Horizontal	Pass
2	4261.750	47.38	-3.94	74.0	26.62	Peak	344.00	400	Horizontal	Pass
2**	4261.750	38.32	-3.94	54.0	15.68	AV	344.00	400	Horizontal	Pass
3	5317.500	110.42	-2.14	--	--	Peak	28.00	200	Horizontal	N/A
3**	5317.500	102.62	-2.14	--	--	AV	28.00	200	Horizontal	N/A
4	7513.500	53.41	1.84	74.0	20.59	Peak	1.00	200	Horizontal	Pass
4**	7513.500	44.66	1.84	54.0	9.34	AV	1.00	200	Horizontal	Pass
5	11135.475	51.70	-0.97	74.0	22.30	Peak	31.00	150	Horizontal	Pass
5**	11135.475	42.87	-0.97	54.0	11.13	AV	31.00	150	Horizontal	Pass
6	16193.212	51.82	0.23	74.0	22.18	Peak	1.00	400	Horizontal	Pass
6**	16193.212	43.91	0.23	54.0	10.09	AV	1.00	400	Horizontal	Pass

11ac20, U-NII-2A, 1 GHz to 18 GHz, High Channel, ANT V

No.	Frequency (MHz)	Results (dBuV/m)	Factor (dB)	Limit (dBuV/m)	Margin (dB)	Detector	Table (Degree)	Height (cm)	Antenna	Verdict
1	1581.600	38.59	-16.62	74.0	35.41	Peak	308.00	300	Vertical	Pass
1**	1581.600	29.05	-16.62	54.0	24.95	AV	308.00	300	Vertical	Pass
2	4287.250	47.05	-4.25	74.0	26.95	Peak	344.00	300	Vertical	Pass
2**	4287.250	37.89	-4.25	54.0	16.11	AV	344.00	300	Vertical	Pass
3	5323.000	98.73	-2.06	--	--	Peak	316.00	200	Vertical	N/A
3**	5323.000	90.27	-2.06	--	--	AV	316.00	200	Vertical	N/A
4	7511.750	54.31	1.68	74.0	19.69	Peak	31.00	200	Vertical	Pass
4**	7511.750	44.87	1.68	54.0	9.13	AV	31.00	200	Vertical	Pass
5	11146.401	51.66	-0.95	74.0	22.34	Peak	85.00	200	Vertical	Pass
5**	11146.401	42.78	-0.95	54.0	11.22	AV	85.00	200	Vertical	Pass
6	16101.599	52.52	0.11	74.0	21.48	Peak	344.00	400	Vertical	Pass
6**	16101.599	43.83	0.11	54.0	10.17	AV	344.00	400	Vertical	Pass

11ac40, U-NII-2A, 1 GHz to 18 GHz, Low Channel, ANT H

No.	Frequency (MHz)	Results (dBuV/m)	Factor (dB)	Limit (dBuV/m)	Margin (dB)	Detector	Table (Degree)	Height (cm)	Antenna	Verdict
1	1473.500	38.41	-16.43	74.0	35.59	Peak	28.00	200	Horizontal	Pass
1**	1473.500	29.70	-16.43	54.0	24.30	AV	28.00	200	Horizontal	Pass
2	4260.000	48.23	-4.03	74.0	25.77	Peak	298.00	100	Horizontal	Pass
2**	4260.000	37.87	-4.03	54.0	16.13	AV	298.00	100	Horizontal	Pass
3	5267.750	107.34	-2.27	--	--	Peak	98.00	100	Horizontal	N/A
3**	5267.750	99.24	-2.27	--	--	AV	98.00	100	Horizontal	N/A
4	7565.750	53.77	1.32	74.0	20.23	Peak	127.00	100	Horizontal	Pass
4**	7565.750	44.93	1.32	54.0	9.07	AV	127.00	100	Horizontal	Pass
5	11119.088	51.72	-0.99	74.0	22.28	Peak	332.00	200	Horizontal	Pass
5**	11119.088	42.40	-0.99	54.0	11.60	AV	332.00	200	Horizontal	Pass
6	16167.224	52.21	-0.41	74.0	21.79	Peak	327.00	100	Horizontal	Pass
6**	16167.224	42.81	-0.41	54.0	11.19	AV	327.00	100	Horizontal	Pass

11ac40, U-NII-2A, 1 GHz to 18 GHz, Low Channel, ANT V

No.	Frequency (MHz)	Results (dBuV/m)	Factor (dB)	Limit (dBuV/m)	Margin (dB)	Detector	Table (Degree)	Height (cm)	Antenna	Verdict
1	1612.500	39.16	-16.45	74.0	34.84	Peak	227.00	300	Vertical	Pass
1**	1612.500	29.32	-16.45	54.0	24.68	AV	227.00	300	Vertical	Pass
2	4294.500	47.53	-3.96	74.0	26.47	Peak	344.00	200	Vertical	Pass
2**	4294.500	38.00	-3.96	54.0	16.00	AV	344.00	200	Vertical	Pass
3	5272.500	94.86	-2.08	--	--	Peak	28.00	150	Vertical	N/A
3**	5272.500	87.52	-2.08	--	--	AV	28.00	150	Vertical	N/A
4	7494.750	53.38	1.26	74.0	20.62	Peak	303.00	200	Vertical	Pass
4**	7494.750	45.64	1.26	54.0	8.36	AV	303.00	200	Vertical	Pass
5	11111.012	51.22	-1.00	74.0	22.78	Peak	62.00	150	Vertical	Pass
5**	11111.012	42.37	-1.00	54.0	11.63	AV	62.00	150	Vertical	Pass
6	16198.725	52.14	0.37	74.0	21.86	Peak	49.00	300	Vertical	Pass
6**	16198.725	42.89	0.37	54.0	11.11	AV	49.00	300	Vertical	Pass

11ac40, U-NII-2A, 1 GHz to 18 GHz, High Channel, ANT H

No.	Frequency (MHz)	Results (dBuV/m)	Factor (dB)	Limit (dBuV/m)	Margin (dB)	Detector	Table (Degree)	Height (cm)	Antenna	Verdict
1	1499.600	40.01	-16.61	74.0	33.99	Peak	323.00	300	Horizontal	Pass
1**	1499.600	29.46	-16.61	54.0	24.54	AV	323.00	300	Horizontal	Pass
2	4056.250	48.01	-4.87	74.0	25.99	Peak	257.00	200	Horizontal	Pass
2**	4056.250	37.30	-4.87	54.0	16.70	AV	257.00	200	Horizontal	Pass
3	5299.500	107.29	-2.06	--	--	Peak	41.00	100	Horizontal	N/A
3**	5299.500	98.49	-2.06	--	--	AV	41.00	100	Horizontal	N/A
4	7510.000	54.31	1.76	74.0	19.69	Peak	54.00	200	Horizontal	Pass
4**	7510.000	44.49	1.76	54.0	9.51	AV	54.00	200	Horizontal	Pass
5	11097.238	51.64	-1.06	74.0	22.36	Peak	82.00	200	Horizontal	Pass
5**	11097.238	42.09	-1.06	54.0	11.91	AV	82.00	200	Horizontal	Pass
6	16179.299	51.86	-0.11	74.0	22.14	Peak	344.00	300	Horizontal	Pass
6**	16179.299	42.65	-0.11	54.0	11.35	AV	344.00	300	Horizontal	Pass

11ac40, U-NII-2A, 1 GHz to 18 GHz, High Channel, ANT V

No.	Frequency (MHz)	Results (dBuV/m)	Factor (dB)	Limit (dBuV/m)	Margin (dB)	Detector	Table (Degree)	Height (cm)	Antenna	Verdict
1	1572.900	39.19	-16.55	74.0	34.81	Peak	225.00	300	Vertical	Pass
1**	1572.900	28.82	-16.55	54.0	25.18	AV	225.00	300	Vertical	Pass
2	4263.250	47.48	-3.88	74.0	26.52	Peak	345.00	300	Vertical	Pass
2**	4263.250	38.83	-3.88	54.0	15.17	AV	345.00	300	Vertical	Pass
3	5312.000	95.64	-2.41	--	--	Peak	28.00	150	Vertical	N/A
3**	5312.000	87.23	-2.41	--	--	AV	28.00	150	Vertical	N/A
4	7487.250	53.86	1.44	74.0	20.14	Peak	153.00	100	Vertical	Pass
4**	7487.250	45.26	1.44	54.0	8.74	AV	153.00	100	Vertical	Pass
5	11148.537	51.37	-0.95	74.0	22.63	Peak	334.00	100	Vertical	Pass
5**	11148.537	43.01	-0.95	54.0	10.99	AV	334.00	100	Vertical	Pass
6	16159.875	51.75	-0.59	74.0	22.25	Peak	344.00	400	Vertical	Pass
6**	16159.875	42.39	-0.59	54.0	11.61	AV	344.00	400	Vertical	Pass

11ac80, U-NII-2A, 1 GHz to 18 GHz, Middle Channel, ANT H

No.	Frequency (MHz)	Results (dBuV/m)	Factor (dB)	Limit (dBuV/m)	Margin (dB)	Detector	Table (Degree)	Height (cm)	Antenna	Verdict
1	1505.400	38.72	-16.70	74.0	35.28	Peak	235.00	100	Horizontal	Pass
1**	1505.400	29.06	-16.70	54.0	24.94	AV	235.00	100	Horizontal	Pass
2	4204.250	47.45	-4.70	74.0	26.55	Peak	332.00	200	Horizontal	Pass
2**	4204.250	39.16	-4.70	54.0	14.84	AV	332.00	200	Horizontal	Pass
3	5299.750	103.38	-2.08	--	--	Peak	44.00	200	Horizontal	N/A
3**	5299.750	94.87	-2.08	--	--	AV	44.00	200	Horizontal	N/A
4	7742.750	54.05	1.29	74.0	19.95	Peak	360.00	300	Horizontal	Pass
4**	7742.750	45.76	1.29	54.0	8.24	AV	360.00	300	Horizontal	Pass
5	10740.750	51.39	-1.79	74.0	22.61	Peak	140.00	200	Horizontal	Pass
5**	10740.750	41.20	-1.79	54.0	12.80	AV	140.00	200	Horizontal	Pass
6	16172.213	51.74	-0.29	74.0	22.26	Peak	194.00	400	Horizontal	Pass
6**	16172.213	43.13	-0.29	54.0	10.87	AV	194.00	400	Horizontal	Pass

11ac80, U-NII-2A, 1 GHz to 18 GHz, Middle Channel, ANT V

No.	Frequency (MHz)	Results (dBuV/m)	Factor (dB)	Limit (dBuV/m)	Margin (dB)	Detector	Table (Degree)	Height (cm)	Antenna	Verdict
1	1496.600	39.29	-16.74	74.0	34.71	Peak	287.00	300	Vertical	Pass
1**	1496.600	28.76	-16.74	54.0	25.24	AV	287.00	300	Vertical	Pass
2	4226.000	47.78	-4.46	74.0	26.22	Peak	207.00	100	Vertical	Pass
2**	4226.000	39.67	-4.46	54.0	14.33	AV	207.00	100	Vertical	Pass
3	5284.000	92.13	-2.25	--	--	Peak	33.00	150	Vertical	N/A
3**	5284.000	85.57	-2.25	--	--	AV	33.00	150	Vertical	N/A
4	7746.750	53.42	1.42	74.0	20.58	Peak	33.00	300	Vertical	Pass
4**	7746.750	46.09	1.42	54.0	7.91	AV	33.00	300	Vertical	Pass
5	11047.599	51.27	-1.92	74.0	22.73	Peak	31.00	150	Vertical	Pass
5**	11047.599	41.70	-1.92	54.0	12.30	AV	31.00	150	Vertical	Pass
6	16180.875	52.66	-0.07	74.0	21.34	Peak	2.00	400	Vertical	Pass
6**	16180.875	42.92	-0.07	54.0	11.08	AV	2.00	400	Vertical	Pass

11a, U-NII-2C, 1 GHz to 18 GHz, Low Channel, ANT H

No.	Frequency (MHz)	Results (dBuV/m)	Factor (dB)	Limit (dBuV/m)	Margin (dB)	Detector	Table (Degree)	Height (cm)	Antenna	Verdict
1	1473.500	39.16	-16.43	74.0	34.84	Peak	7.00	300	Horizontal	Pass
1**	1473.500	30.07	-16.43	54.0	23.93	AV	7.00	300	Horizontal	Pass
2	4264.250	47.88	-3.87	74.0	26.12	Peak	225.00	400	Horizontal	Pass
2**	4264.250	38.89	-3.87	54.0	15.11	AV	225.00	400	Horizontal	Pass
3	5498.750	109.21	-1.77	--	--	Peak	72.00	150	Horizontal	N/A
3**	5498.750	101.71	-1.77	--	--	AV	72.00	150	Horizontal	N/A
4	7737.750	53.63	1.21	74.0	20.37	Peak	360.00	300	Horizontal	Pass
4**	7737.750	44.53	1.21	54.0	9.47	AV	360.00	300	Horizontal	Pass
5	11162.550	51.40	-1.16	74.0	22.60	Peak	8.00	100	Horizontal	Pass
5**	11162.550	42.02	-1.16	54.0	11.98	AV	8.00	100	Horizontal	Pass
6	16191.375	51.92	0.19	74.0	22.08	Peak	360.00	100	Horizontal	Pass
6**	16191.375	43.43	0.19	54.0	10.57	AV	360.00	100	Horizontal	Pass

11a, U-NII-2C, 1 GHz to 18 GHz, Low Channel, ANT V

No.	Frequency (MHz)	Results (dBuV/m)	Factor (dB)	Limit (dBuV/m)	Margin (dB)	Detector	Table (Degree)	Height (cm)	Antenna	Verdict
1	1586.600	38.91	-16.69	74.0	35.09	Peak	227.00	100	Vertical	Pass
1**	1586.600	28.89	-16.69	54.0	25.11	AV	227.00	100	Vertical	Pass
2	4193.000	47.39	-4.36	74.0	26.61	Peak	280.00	300	Vertical	Pass
2**	4193.000	39.32	-4.36	54.0	14.68	AV	280.00	300	Vertical	Pass
3	5501.250	99.85	-1.78	--	--	Peak	46.00	150	Vertical	N/A
3**	5501.250	91.86	-1.78	--	--	AV	46.00	150	Vertical	N/A
4	7471.750	53.41	1.89	74.0	20.59	Peak	360.00	200	Vertical	Pass
4**	7471.750	44.64	1.89	54.0	9.36	AV	360.00	200	Vertical	Pass
5	11168.725	51.35	-1.27	74.0	22.65	Peak	160.00	100	Vertical	Pass
5**	11168.725	43.42	-1.27	54.0	10.58	AV	160.00	100	Vertical	Pass
6	16177.463	52.14	-0.16	74.0	21.86	Peak	306.00	100	Vertical	Pass
6**	16177.463	43.48	-0.16	54.0	10.52	AV	306.00	100	Vertical	Pass

11a, U-NII-2C, 1 GHz to 18 GHz, Middle Channel, ANT H

No.	Frequency (MHz)	Results (dBuV/m)	Factor (dB)	Limit (dBuV/m)	Margin (dB)	Detector	Table (Degree)	Height (cm)	Antenna	Verdict
1	1544.100	38.66	-16.45	74.0	35.34	Peak	271.00	400	Horizontal	Pass
1**	1544.100	29.20	-16.45	54.0	24.80	AV	271.00	400	Horizontal	Pass
2	4293.000	47.30	-3.97	74.0	26.70	Peak	192.00	400	Horizontal	Pass
2**	4293.000	37.64	-3.97	54.0	16.36	AV	192.00	400	Horizontal	Pass
3	5579.000	108.77	-1.16	--	--	Peak	340.00	100	Horizontal	N/A
3**	5579.000	101.41	-1.16	--	--	AV	340.00	100	Horizontal	N/A
4	7524.000	54.09	2.21	74.0	19.91	Peak	277.00	400	Horizontal	Pass
4**	7524.000	44.37	2.21	54.0	9.63	AV	277.00	400	Horizontal	Pass
5	11139.750	51.64	-0.96	74.0	22.36	Peak	277.00	150	Horizontal	Pass
5**	11139.750	42.31	-0.96	54.0	11.69	AV	277.00	150	Horizontal	Pass
6	16195.049	52.51	0.28	74.0	21.49	Peak	277.00	200	Horizontal	Pass
6**	16195.049	43.65	0.28	54.0	10.35	AV	277.00	200	Horizontal	Pass

11a, U-NII-2C, 1 GHz to 18 GHz, Middle Channel, ANT V

No.	Frequency (MHz)	Results (dBuV/m)	Factor (dB)	Limit (dBuV/m)	Margin (dB)	Detector	Table (Degree)	Height (cm)	Antenna	Verdict
1	1452.100	38.82	-16.70	74.0	35.18	Peak	360.00	100	Vertical	Pass
1**	1452.100	28.75	-16.70	54.0	25.25	AV	360.00	100	Vertical	Pass
2	4210.250	47.66	-4.63	74.0	26.34	Peak	350.00	200	Vertical	Pass
2**	4210.250	38.37	-4.63	54.0	15.63	AV	350.00	200	Vertical	Pass
3	5578.750	97.94	-1.17	--	--	Peak	129.00	150	Vertical	N/A
3**	5578.750	89.98	-1.17	--	--	AV	129.00	150	Vertical	N/A
4	7542.750	54.34	2.02	74.0	19.66	Peak	277.00	100	Vertical	Pass
4**	7542.750	44.21	2.02	54.0	9.79	AV	277.00	100	Vertical	Pass
5	11105.549	51.74	-1.00	74.0	22.26	Peak	360.00	100	Vertical	Pass
5**	11105.549	41.74	-1.00	54.0	12.26	AV	360.00	100	Vertical	Pass
6	16143.600	52.50	-0.71	74.0	21.50	Peak	199.00	100	Vertical	Pass
6**	16143.600	43.10	-0.71	54.0	10.90	AV	199.00	100	Vertical	Pass

11a, U-NII-2C, 1 GHz to 18 GHz, High Channel, ANT H

No.	Frequency (MHz)	Results (dBuV/m)	Factor (dB)	Limit (dBuV/m)	Margin (dB)	Detector	Table (Degree)	Height (cm)	Antenna	Verdict
1	1574.700	39.08	-16.46	74.0	34.92	Peak	233.00	200	Horizontal	Pass
1**	1574.700	29.63	-16.46	54.0	24.37	AV	233.00	200	Horizontal	Pass
2	4297.250	47.56	-4.05	74.0	26.44	Peak	319.00	200	Horizontal	Pass
2**	4297.250	38.07	-4.05	54.0	15.93	AV	319.00	200	Horizontal	Pass
3	5702.000	108.01	-1.55	--	--	Peak	78.00	150	Horizontal	N/A
3**	5702.000	102.18	-1.55	--	--	AV	78.00	150	Horizontal	N/A
4	7564.250	54.06	1.22	74.0	19.94	Peak	150.00	400	Horizontal	Pass
4**	7564.250	45.56	1.22	54.0	8.44	AV	150.00	400	Horizontal	Pass
5	11134.525	51.22	-0.97	74.0	22.78	Peak	360.00	200	Horizontal	Pass
5**	11134.525	42.28	-0.97	54.0	11.72	AV	360.00	200	Horizontal	Pass
6	16181.662	52.21	-0.05	74.0	21.79	Peak	360.00	300	Horizontal	Pass
6**	16181.662	42.84	-0.05	54.0	11.16	AV	360.00	300	Horizontal	Pass

11a, U-NII-2C, 1 GHz to 18 GHz, High Channel, ANT V

No.	Frequency (MHz)	Results (dBuV/m)	Factor (dB)	Limit (dBuV/m)	Margin (dB)	Detector	Table (Degree)	Height (cm)	Antenna	Verdict
1	1615.000	38.96	-16.72	74.0	35.04	Peak	225.00	300	Vertical	Pass
1**	1615.000	28.79	-16.72	54.0	25.21	AV	225.00	300	Vertical	Pass
2	3613.750	47.42	-6.03	74.0	26.58	Peak	264.00	400	Vertical	Pass
2**	3613.750	37.43	-6.03	54.0	16.57	AV	264.00	400	Vertical	Pass
3	5698.250	96.65	-1.71	--	--	Peak	150.00	150	Vertical	N/A
3**	5698.250	90.35	-1.71	--	--	AV	150.00	150	Vertical	N/A
4	7513.500	53.98	1.84	74.0	20.02	Peak	20.00	200	Vertical	Pass
4**	7513.500	45.28	1.84	54.0	8.72	AV	20.00	200	Vertical	Pass
5	11138.326	52.36	-0.96	74.0	21.64	Peak	33.00	100	Vertical	Pass
5**	11138.326	42.74	-0.96	54.0	11.26	AV	33.00	100	Vertical	Pass
6	16187.963	51.81	0.10	74.0	22.19	Peak	72.00	100	Vertical	Pass
6**	16187.963	43.84	0.10	54.0	10.16	AV	72.00	100	Vertical	Pass

11n20, U-NII-2C, 1 GHz to 18 GHz, Low Channel, ANT H

No.	Frequency (MHz)	Results (dBuV/m)	Factor (dB)	Limit (dBuV/m)	Margin (dB)	Detector	Table (Degree)	Height (cm)	Antenna	Verdict
1	1566.400	38.24	-16.71	74.0	35.76	Peak	253.00	200	Horizontal	Pass
1**	1566.400	28.74	-16.71	54.0	25.26	AV	253.00	200	Horizontal	Pass
2	4225.000	48.02	-4.54	74.0	25.98	Peak	267.00	200	Horizontal	Pass
2**	4225.000	37.63	-4.54	54.0	16.37	AV	267.00	200	Horizontal	Pass
3	5497.000	107.66	-1.62	--	--	Peak	23.00	200	Horizontal	N/A
3**	5497.000	99.57	-1.62	--	--	AV	23.00	200	Horizontal	N/A
4	7547.250	53.89	1.55	74.0	20.11	Peak	80.00	300	Horizontal	Pass
4**	7547.250	43.88	1.55	54.0	10.12	AV	80.00	300	Horizontal	Pass
5	11123.838	51.48	-0.98	74.0	22.52	Peak	360.00	200	Horizontal	Pass
5**	11123.838	42.18	-0.98	54.0	11.82	AV	360.00	200	Horizontal	Pass
6	16197.937	52.27	0.35	74.0	21.73	Peak	93.00	100	Horizontal	Pass
6**	16197.937	43.61	0.35	54.0	10.39	AV	93.00	100	Horizontal	Pass

11n20, U-NII-2C, 1 GHz to 18 GHz, Low Channel, ANT V

No.	Frequency (MHz)	Results (dBuV/m)	Factor (dB)	Limit (dBuV/m)	Margin (dB)	Detector	Table (Degree)	Height (cm)	Antenna	Verdict
1	1592.600	38.76	-16.74	74.0	35.24	Peak	287.00	200	Vertical	Pass
1**	1592.600	29.02	-16.74	54.0	24.98	AV	287.00	200	Vertical	Pass
2	4245.750	47.90	-4.21	74.0	26.10	Peak	277.00	300	Vertical	Pass
2**	4245.750	38.68	-4.21	54.0	15.32	AV	277.00	300	Vertical	Pass
3	5494.750	97.15	-1.37	--	--	Peak	33.00	150	Vertical	N/A
3**	5494.750	88.20	-1.37	--	--	AV	33.00	150	Vertical	N/A
4	7564.000	53.47	1.20	74.0	20.53	Peak	277.00	200	Vertical	Pass
4**	7564.000	44.17	1.20	54.0	9.83	AV	277.00	200	Vertical	Pass
5	11116.713	52.31	-0.99	74.0	21.69	Peak	31.00	100	Vertical	Pass
5**	11116.713	42.47	-0.99	54.0	11.53	AV	31.00	100	Vertical	Pass
6	16180.875	51.85	-0.07	74.0	22.15	Peak	197.00	200	Vertical	Pass
6**	16180.875	43.49	-0.07	54.0	10.51	AV	197.00	200	Vertical	Pass

11n20, U-NII-2C, 1 GHz to 18 GHz, Middle Channel, ANT H

No.	Frequency (MHz)	Results (dBuV/m)	Factor (dB)	Limit (dBuV/m)	Margin (dB)	Detector	Table (Degree)	Height (cm)	Antenna	Verdict
1	1509.300	38.78	-16.59	74.0	35.22	Peak	38.00	200	Horizontal	Pass
1**	1509.300	28.51	-16.59	54.0	25.49	AV	38.00	200	Horizontal	Pass
2	4280.750	47.94	-4.31	74.0	26.06	Peak	360.00	200	Horizontal	Pass
2**	4280.750	37.72	-4.31	54.0	16.28	AV	360.00	200	Horizontal	Pass
3	5577.250	107.58	-1.25	--	--	Peak	77.00	100	Horizontal	N/A
3**	5577.250	98.89	-1.25	--	--	AV	77.00	100	Horizontal	N/A
4	7741.250	53.42	1.53	74.0	20.58	Peak	347.00	100	Horizontal	Pass
4**	7741.250	44.69	1.53	54.0	9.31	AV	347.00	100	Horizontal	Pass
5	12662.125	51.82	-0.84	74.0	22.18	Peak	360.00	200	Horizontal	Pass
5**	12662.125	41.34	-0.84	54.0	12.66	AV	360.00	200	Horizontal	Pass
6	16191.112	51.56	0.18	74.0	22.44	Peak	360.00	300	Horizontal	Pass
6**	16191.112	42.66	0.18	54.0	11.34	AV	360.00	300	Horizontal	Pass

11n20, U-NII-2C, 1 GHz to 18 GHz, Middle Channel, ANT V

No.	Frequency (MHz)	Results (dBuV/m)	Factor (dB)	Limit (dBuV/m)	Margin (dB)	Detector	Table (Degree)	Height (cm)	Antenna	Verdict
1	1574.900	39.41	-16.46	74.0	34.59	Peak	310.00	300	Vertical	Pass
1**	1574.900	29.35	-16.46	54.0	24.65	AV	310.00	300	Vertical	Pass
2	4236.500	47.48	-4.41	74.0	26.52	Peak	360.00	400	Vertical	Pass
2**	4236.500	39.26	-4.41	54.0	14.74	AV	360.00	400	Vertical	Pass
3	5575.000	96.16	-1.47	--	--	Peak	132.00	200	Vertical	N/A
3**	5575.000	87.87	-1.47	--	--	AV	132.00	200	Vertical	N/A
4	7324.250	53.44	0.68	74.0	20.56	Peak	360.00	200	Vertical	Pass
4**	7324.250	44.06	0.68	54.0	9.94	AV	360.00	200	Vertical	Pass
5	11145.213	52.01	-0.95	74.0	21.99	Peak	360.00	100	Vertical	Pass
5**	11145.213	42.61	-0.95	54.0	11.39	AV	360.00	100	Vertical	Pass
6	16199.513	52.38	0.39	74.0	21.62	Peak	301.00	300	Vertical	Pass
6**	16199.513	42.59	0.39	54.0	11.41	AV	301.00	300	Vertical	Pass

11n20, U-NII-2C, 1 GHz to 18 GHz, High Channel, ANT H

No.	Frequency (MHz)	Results (dBuV/m)	Factor (dB)	Limit (dBuV/m)	Margin (dB)	Detector	Table (Degree)	Height (cm)	Antenna	Verdict
1	1524.600	38.15	-16.75	74.0	35.85	Peak	302.00	400	Horizontal	Pass
1**	1524.600	28.82	-16.75	54.0	25.18	AV	302.00	400	Horizontal	Pass
2	4110.000	47.84	-4.70	74.0	26.16	Peak	52.00	300	Horizontal	Pass
2**	4110.000	38.54	-4.70	54.0	15.46	AV	52.00	300	Horizontal	Pass
3	5701.750	107.79	-1.54	--	--	Peak	78.00	150	Horizontal	N/A
3**	5701.750	100.21	-1.54	--	--	AV	78.00	150	Horizontal	N/A
4	7563.000	53.54	1.15	74.0	20.46	Peak	36.00	200	Horizontal	Pass
4**	7563.000	43.89	1.15	54.0	10.11	AV	36.00	200	Horizontal	Pass
5	11121.463	51.75	-0.98	74.0	22.25	Peak	119.00	200	Horizontal	Pass
5**	11121.463	42.29	-0.98	54.0	11.71	AV	119.00	200	Horizontal	Pass
6	16179.037	51.80	-0.12	74.0	22.20	Peak	324.00	400	Horizontal	Pass
6**	16179.037	43.03	-0.12	54.0	10.97	AV	324.00	400	Horizontal	Pass

11n20, U-NII-2C, 1 GHz to 18 GHz, High Channel, ANT V

No.	Frequency (MHz)	Results (dBuV/m)	Factor (dB)	Limit (dBuV/m)	Margin (dB)	Detector	Table (Degree)	Height (cm)	Antenna	Verdict
1	1616.700	38.82	-16.59	74.0	35.18	Peak	287.00	200	Vertical	Pass
1**	1616.700	29.01	-16.59	54.0	24.99	AV	287.00	200	Vertical	Pass
2	4273.000	47.38	-4.04	74.0	26.62	Peak	103.00	100	Vertical	Pass
2**	4273.000	38.44	-4.04	54.0	15.56	AV	103.00	100	Vertical	Pass
3	5700.250	95.90	-1.66	--	--	Peak	148.00	200	Vertical	N/A
3**	5700.250	87.99	-1.66	--	--	AV	148.00	200	Vertical	N/A
4	7497.250	54.06	1.19	74.0	19.94	Peak	205.00	100	Vertical	Pass
4**	7497.250	44.29	1.19	54.0	9.71	AV	205.00	100	Vertical	Pass
5	11168.725	51.93	-1.27	74.0	22.07	Peak	360.00	150	Vertical	Pass
5**	11168.725	42.42	-1.27	54.0	11.58	AV	360.00	150	Vertical	Pass
6	16185.075	51.77	0.03	74.0	22.23	Peak	280.00	300	Vertical	Pass
6**	16185.075	43.94	0.03	54.0	10.06	AV	280.00	300	Vertical	Pass

11n40, U-NII-2C, 1 GHz to 18 GHz, Low Channel, ANT H

No.	Frequency (MHz)	Results (dBuV/m)	Factor (dB)	Limit (dBuV/m)	Margin (dB)	Detector	Table (Degree)	Height (cm)	Antenna	Verdict
1	1512.000	38.34	-16.45	74.0	35.66	Peak	181.00	400	Horizontal	Pass
1**	1512.000	29.16	-16.45	54.0	24.84	AV	181.00	400	Horizontal	Pass
2	4227.750	48.24	-4.44	74.0	25.76	Peak	212.00	300	Horizontal	Pass
2**	4227.750	38.51	-4.44	54.0	15.49	AV	212.00	300	Horizontal	Pass
3	5507.000	104.51	-2.01	--	--	Peak	75.00	200	Horizontal	N/A
3**	5507.000	95.83	-2.01	--	--	AV	75.00	200	Horizontal	N/A
4	7512.250	53.53	1.71	74.0	20.47	Peak	350.00	400	Horizontal	Pass
4**	7512.250	44.83	1.71	54.0	9.17	AV	350.00	400	Horizontal	Pass
5	11179.888	51.51	-1.46	74.0	22.49	Peak	82.00	200	Horizontal	Pass
5**	11179.888	43.16	-1.46	54.0	10.84	AV	82.00	200	Horizontal	Pass
6	16183.763	52.48	-0.00	74.0	21.52	Peak	303.00	300	Horizontal	Pass
6**	16183.763	42.64	-0.00	54.0	11.36	AV	303.00	300	Horizontal	Pass

11n40, U-NII-2C, 1 GHz to 18 GHz, Low Channel, ANT V

No.	Frequency (MHz)	Results (dBuV/m)	Factor (dB)	Limit (dBuV/m)	Margin (dB)	Detector	Table (Degree)	Height (cm)	Antenna	Verdict
1	1582.400	38.64	-16.57	74.0	35.36	Peak	292.00	200	Vertical	Pass
1**	1582.400	28.96	-16.57	54.0	25.04	AV	292.00	200	Vertical	Pass
2	4121.000	47.92	-4.89	74.0	26.08	Peak	321.00	200	Vertical	Pass
2**	4121.000	38.65	-4.89	54.0	15.35	AV	321.00	200	Vertical	Pass
3	5500.500	94.12	-1.80	--	--	Peak	33.00	100	Vertical	N/A
3**	5500.500	86.25	-1.80	--	--	AV	33.00	100	Vertical	N/A
4	7540.000	53.64	2.10	74.0	20.36	Peak	360.00	400	Vertical	Pass
4**	7540.000	43.97	2.10	54.0	10.03	AV	360.00	400	Vertical	Pass
5	11212.188	51.60	-2.12	74.0	22.40	Peak	352.00	150	Vertical	Pass
5**	11212.188	41.65	-2.12	54.0	12.35	AV	352.00	150	Vertical	Pass
6	16143.075	51.66	-0.70	74.0	22.34	Peak	277.00	200	Vertical	Pass
6**	16143.075	42.81	-0.70	54.0	11.19	AV	277.00	200	Vertical	Pass

11n40, U-NII-2C, 1 GHz to 18 GHz, Middle Channel, ANT H

No.	Frequency (MHz)	Results (dBuV/m)	Factor (dB)	Limit (dBuV/m)	Margin (dB)	Detector	Table (Degree)	Height (cm)	Antenna	Verdict
1	1582.900	38.92	-16.53	74.0	35.08	Peak	181.00	400	Horizontal	Pass
1**	1582.900	29.16	-16.53	54.0	24.84	AV	181.00	400	Horizontal	Pass
2	4226.500	48.07	-4.42	74.0	25.93	Peak	277.00	100	Horizontal	Pass
2**	4226.500	38.72	-4.42	54.0	15.28	AV	277.00	100	Horizontal	Pass
3	5587.750	102.78	-1.37	--	--	Peak	340.00	100	Horizontal	N/A
3**	5587.750	95.79	-1.37	--	--	AV	340.00	100	Horizontal	N/A
4	7476.250	54.15	1.90	74.0	19.85	Peak	127.00	300	Horizontal	Pass
4**	7476.250	44.03	1.90	54.0	9.97	AV	127.00	300	Horizontal	Pass
5	11173.713	52.39	-1.35	74.0	21.61	Peak	360.00	200	Horizontal	Pass
5**	11173.713	42.58	-1.35	54.0	11.42	AV	360.00	200	Horizontal	Pass
6	16100.813	52.61	0.13	74.0	21.39	Peak	360.00	100	Horizontal	Pass
6**	16100.813	42.53	0.13	54.0	11.47	AV	360.00	100	Horizontal	Pass

11n40, U-NII-2C, 1 GHz to 18 GHz, Middle Channel, ANT V

No.	Frequency (MHz)	Results (dBuV/m)	Factor (dB)	Limit (dBuV/m)	Margin (dB)	Detector	Table (Degree)	Height (cm)	Antenna	Verdict
1	1570.900	38.88	-16.56	74.0	35.12	Peak	347.00	100	Vertical	Pass
1**	1570.900	29.13	-16.56	54.0	24.87	AV	347.00	100	Vertical	Pass
2	4034.250	47.19	-5.26	74.0	26.81	Peak	301.00	100	Vertical	Pass
2**	4034.250	38.40	-5.26	54.0	15.60	AV	301.00	100	Vertical	Pass
3	5587.250	92.43	-1.35	--	--	Peak	33.00	150	Vertical	N/A
3**	5587.250	83.86	-1.35	--	--	AV	33.00	150	Vertical	N/A
4	7492.750	53.43	1.26	74.0	20.57	Peak	101.00	300	Vertical	Pass
4**	7492.750	44.59	1.26	54.0	9.41	AV	101.00	300	Vertical	Pass
5	12689.675	51.24	-0.79	74.0	22.76	Peak	186.00	100	Vertical	Pass
5**	12689.675	41.78	-0.79	54.0	12.22	AV	186.00	100	Vertical	Pass
6	16168.800	52.14	-0.37	74.0	21.86	Peak	360.00	100	Vertical	Pass
6**	16168.800	42.83	-0.37	54.0	11.17	AV	360.00	100	Vertical	Pass

11n40, U-NII-2C, 1 GHz to 18 GHz, High Channel, ANT H

No.	Frequency (MHz)	Results (dBuV/m)	Factor (dB)	Limit (dBuV/m)	Margin (dB)	Detector	Table (Degree)	Height (cm)	Antenna	Verdict
1	1475.500	39.43	-16.47	74.0	34.57	Peak	354.00	200	Horizontal	Pass
1**	1475.500	29.24	-16.47	54.0	24.76	AV	354.00	200	Horizontal	Pass
2	4188.500	47.18	-4.48	74.0	26.82	Peak	314.00	200	Horizontal	Pass
2**	4188.500	37.74	-4.48	54.0	16.26	AV	314.00	200	Horizontal	Pass
3	5674.000	103.57	-1.85	--	--	Peak	326.00	200	Horizontal	N/A
3**	5674.000	96.18	-1.85	--	--	AV	326.00	200	Horizontal	N/A
4	7508.250	54.00	1.46	74.0	20.00	Peak	192.00	200	Horizontal	Pass
4**	7508.250	45.17	1.46	54.0	8.83	AV	192.00	200	Horizontal	Pass
5	11135.237	51.80	-0.97	74.0	22.20	Peak	360.00	100	Horizontal	Pass
5**	11135.237	42.92	-0.97	54.0	11.08	AV	360.00	100	Horizontal	Pass
6	16192.162	52.31	0.21	74.0	21.69	Peak	67.00	300	Horizontal	Pass
6**	16192.162	43.42	0.21	54.0	10.58	AV	67.00	300	Horizontal	Pass

11n40, U-NII-2C, 1 GHz to 18 GHz, High Channel, ANT V

No.	Frequency (MHz)	Results (dBuV/m)	Factor (dB)	Limit (dBuV/m)	Margin (dB)	Detector	Table (Degree)	Height (cm)	Antenna	Verdict
1	1557.900	38.68	-16.84	74.0	35.32	Peak	277.00	100	Vertical	Pass
1**	1557.900	28.71	-16.84	54.0	25.29	AV	277.00	100	Vertical	Pass
2	4248.250	47.32	-4.48	74.0	26.68	Peak	7.00	300	Vertical	Pass
2**	4248.250	38.85	-4.48	54.0	15.15	AV	7.00	300	Vertical	Pass
3	5661.500	91.97	-1.83	--	--	Peak	129.00	100	Vertical	N/A
3**	5661.500	83.09	-1.83	--	--	AV	129.00	100	Vertical	N/A
4	7515.250	54.19	1.99	74.0	19.81	Peak	277.00	200	Vertical	Pass
4**	7515.250	44.46	1.99	54.0	9.54	AV	277.00	200	Vertical	Pass
5	11179.650	52.24	-1.45	74.0	21.76	Peak	204.00	200	Vertical	Pass
5**	11179.650	42.32	-1.45	54.0	11.68	AV	204.00	200	Vertical	Pass
6	16183.238	52.46	-0.01	74.0	21.54	Peak	277.00	100	Vertical	Pass
6**	16183.238	43.32	-0.01	54.0	10.68	AV	277.00	100	Vertical	Pass

11ac20, U-NII-2C, 1 GHz to 18 GHz, Low Channel, ANT H

No.	Frequency (MHz)	Results (dBuV/m)	Factor (dB)	Limit (dBuV/m)	Margin (dB)	Detector	Table (Degree)	Height (cm)	Antenna	Verdict
1	1446.700	38.17	-16.54	74.0	35.83	Peak	168.00	300	Horizontal	Pass
1**	1446.700	29.37	-16.54	54.0	24.63	AV	168.00	300	Horizontal	Pass
2	4290.000	47.31	-4.22	74.0	26.69	Peak	352.00	200	Horizontal	Pass
2**	4290.000	37.78	-4.22	54.0	16.22	AV	352.00	200	Horizontal	Pass
3	5496.250	107.63	-1.52	--	--	Peak	75.00	200	Horizontal	N/A
3**	5496.250	100.97	-1.52	--	--	AV	75.00	200	Horizontal	N/A
4	7508.250	53.53	1.46	74.0	20.47	Peak	360.00	100	Horizontal	Pass
4**	7508.250	44.73	1.46	54.0	9.27	AV	360.00	100	Horizontal	Pass
5	11134.525	52.26	-0.97	74.0	21.74	Peak	360.00	200	Horizontal	Pass
5**	11134.525	42.26	-0.97	54.0	11.74	AV	360.00	200	Horizontal	Pass
6	16162.763	51.98	-0.52	74.0	22.02	Peak	360.00	100	Horizontal	Pass
6**	16162.763	42.77	-0.52	54.0	11.23	AV	360.00	100	Horizontal	Pass

11ac20, U-NII-2C, 1 GHz to 18 GHz, Low Channel, ANT V

No.	Frequency (MHz)	Results (dBuV/m)	Factor (dB)	Limit (dBuV/m)	Margin (dB)	Detector	Table (Degree)	Height (cm)	Antenna	Verdict
1	1562.700	38.96	-16.88	74.0	35.04	Peak	95.00	400	Vertical	Pass
1**	1562.700	29.64	-16.88	54.0	24.36	AV	95.00	400	Vertical	Pass
2	4259.500	47.76	-4.07	74.0	26.24	Peak	277.00	200	Vertical	Pass
2**	4259.500	38.36	-4.07	54.0	15.64	AV	277.00	200	Vertical	Pass
3	5498.500	97.83	-1.75	--	--	Peak	36.00	150	Vertical	N/A
3**	5498.500	90.85	-1.75	--	--	AV	36.00	150	Vertical	N/A
4	7568.750	53.78	1.25	74.0	20.22	Peak	316.00	200	Vertical	Pass
4**	7568.750	44.31	1.25	54.0	9.69	AV	316.00	200	Vertical	Pass
5	11166.113	52.53	-1.22	74.0	21.47	Peak	360.00	200	Vertical	Pass
5**	11166.113	42.35	-1.22	54.0	11.65	AV	360.00	200	Vertical	Pass
6	16191.375	51.87	0.19	74.0	22.13	Peak	181.00	400	Vertical	Pass
6**	16191.375	43.02	0.19	54.0	10.98	AV	181.00	400	Vertical	Pass

11ac20, U-NII-2C, 1 GHz to 18 GHz, Middle Channel, ANT H

No.	Frequency (MHz)	Results (dBuV/m)	Factor (dB)	Limit (dBuV/m)	Margin (dB)	Detector	Table (Degree)	Height (cm)	Antenna	Verdict
1	1545.400	39.01	-16.44	74.0	34.99	Peak	64.00	100	Horizontal	Pass
1**	1545.400	29.14	-16.44	54.0	24.86	AV	64.00	100	Horizontal	Pass
2	4270.000	47.75	-3.87	74.0	26.25	Peak	140.00	200	Horizontal	Pass
2**	4270.000	37.66	-3.87	54.0	16.34	AV	140.00	200	Horizontal	Pass
3	5578.750	106.92	-1.17	--	--	Peak	20.00	100	Horizontal	N/A
3**	5578.750	99.78	-1.17	--	--	AV	20.00	100	Horizontal	N/A
4	7488.500	54.11	1.45	74.0	19.89	Peak	277.00	400	Horizontal	Pass
4**	7488.500	44.99	1.45	54.0	9.01	AV	277.00	400	Horizontal	Pass
5	11108.875	51.66	-1.00	74.0	22.34	Peak	127.00	200	Horizontal	Pass
5**	11108.875	42.99	-1.00	54.0	11.01	AV	127.00	200	Horizontal	Pass
6	16167.750	51.50	-0.40	74.0	22.50	Peak	124.00	100	Horizontal	Pass
6**	16167.750	42.43	-0.40	54.0	11.57	AV	124.00	100	Horizontal	Pass

11ac20, U-NII-2C, 1 GHz to 18 GHz, Middle Channel, ANT V

No.	Frequency (MHz)	Results (dBuV/m)	Factor (dB)	Limit (dBuV/m)	Margin (dB)	Detector	Table (Degree)	Height (cm)	Antenna	Verdict
1	1569.000	38.83	-16.72	74.0	35.17	Peak	225.00	300	Vertical	Pass
1**	1569.000	28.85	-16.72	54.0	25.15	AV	225.00	300	Vertical	Pass
2	3617.000	47.33	-6.01	74.0	26.67	Peak	272.00	300	Vertical	Pass
2**	3617.000	37.78	-6.01	54.0	16.22	AV	272.00	300	Vertical	Pass
3	5581.500	95.53	-1.13	--	--	Peak	33.00	150	Vertical	N/A
3**	5581.500	88.38	-1.13	--	--	AV	33.00	150	Vertical	N/A
4	7458.000	53.42	1.55	74.0	20.58	Peak	72.00	400	Vertical	Pass
4**	7458.000	43.78	1.55	54.0	10.22	AV	72.00	400	Vertical	Pass
5	11153.526	51.48	-1.01	74.0	22.52	Peak	15.00	150	Vertical	Pass
5**	11153.526	42.50	-1.01	54.0	11.50	AV	15.00	150	Vertical	Pass
6	16101.338	52.39	0.11	74.0	21.61	Peak	124.00	400	Vertical	Pass
6**	16101.338	42.80	0.11	54.0	11.20	AV	124.00	400	Vertical	Pass

11ac20, U-NII-2C, 1 GHz to 18 GHz, High Channel, ANT H

No.	Frequency (MHz)	Results (dBuV/m)	Factor (dB)	Limit (dBuV/m)	Margin (dB)	Detector	Table (Degree)	Height (cm)	Antenna	Verdict
1	1463.800	38.55	-16.80	74.0	35.45	Peak	7.00	200	Horizontal	Pass
1**	1463.800	28.59	-16.80	54.0	25.41	AV	7.00	200	Horizontal	Pass
2	4224.500	48.14	-4.57	74.0	25.86	Peak	75.00	200	Horizontal	Pass
2**	4224.500	38.10	-4.57	54.0	15.90	AV	75.00	200	Horizontal	Pass
3	5705.500	107.37	-1.48	--	--	Peak	75.00	200	Horizontal	N/A
3**	5705.500	98.33	-1.48	--	--	AV	75.00	200	Horizontal	N/A
4	7472.000	54.18	1.89	74.0	19.82	Peak	329.00	300	Horizontal	Pass
4**	7472.000	44.31	1.89	54.0	9.69	AV	329.00	300	Horizontal	Pass
5	10985.138	51.13	-1.85	74.0	22.87	Peak	54.00	100	Horizontal	Pass
5**	10985.138	40.64	-1.85	54.0	13.36	AV	54.00	100	Horizontal	Pass
6	16106.849	51.91	0.01	74.0	22.09	Peak	277.00	400	Horizontal	Pass
6**	16106.849	42.73	0.01	54.0	11.27	AV	277.00	400	Horizontal	Pass

11ac20, U-NII-2C, 1 GHz to 18 GHz, High Channel, ANT V

No.	Frequency (MHz)	Results (dBuV/m)	Factor (dB)	Limit (dBuV/m)	Margin (dB)	Detector	Table (Degree)	Height (cm)	Antenna	Verdict
1	1521.800	39.48	-16.83	74.0	34.52	Peak	289.00	300	Vertical	Pass
1**	1521.800	28.75	-16.83	54.0	25.25	AV	289.00	300	Vertical	Pass
2	4247.000	47.38	-4.38	74.0	26.62	Peak	210.00	400	Vertical	Pass
2**	4247.000	37.91	-4.38	54.0	16.09	AV	210.00	400	Vertical	Pass
3	5702.750	95.56	-1.56	--	--	Peak	153.00	150	Vertical	N/A
3**	5702.750	88.18	-1.56	--	--	AV	153.00	150	Vertical	N/A
4	7522.750	53.80	2.28	74.0	20.20	Peak	7.00	300	Vertical	Pass
4**	7522.750	44.23	2.28	54.0	9.77	AV	7.00	300	Vertical	Pass
5	11099.612	51.85	-1.02	74.0	22.15	Peak	184.00	100	Vertical	Pass
5**	11099.612	42.18	-1.02	54.0	11.82	AV	184.00	100	Vertical	Pass
6	16199.775	52.31	0.40	74.0	21.69	Peak	298.00	200	Vertical	Pass
6**	16199.775	44.11	0.40	54.0	9.89	AV	298.00	200	Vertical	Pass

11ac40, U-NII-2C, 1 GHz to 18 GHz, Low Channel, ANT H

No.	Frequency (MHz)	Results (dBuV/m)	Factor (dB)	Limit (dBuV/m)	Margin (dB)	Detector	Table (Degree)	Height (cm)	Antenna	Verdict
1	1476.500	38.67	-16.53	74.0	35.33	Peak	136.00	400	Horizontal	Pass
1**	1476.500	28.87	-16.53	54.0	25.13	AV	136.00	400	Horizontal	Pass
2	4308.500	47.28	-4.11	74.0	26.72	Peak	46.00	200	Horizontal	Pass
2**	4308.500	37.56	-4.11	54.0	16.44	AV	46.00	200	Horizontal	Pass
3	5512.500	104.66	-1.97	--	--	Peak	75.00	100	Horizontal	N/A
3**	5512.500	96.70	-1.97	--	--	AV	75.00	100	Horizontal	N/A
4	7472.000	53.97	1.89	74.0	20.03	Peak	316.00	400	Horizontal	Pass
4**	7472.000	44.63	1.89	54.0	9.37	AV	316.00	400	Horizontal	Pass
5	11110.776	51.71	-1.00	74.0	22.29	Peak	360.00	150	Horizontal	Pass
5**	11110.776	43.78	-1.00	54.0	10.22	AV	360.00	150	Horizontal	Pass
6	16175.362	51.55	-0.21	74.0	22.45	Peak	241.00	300	Horizontal	Pass
6**	16175.362	43.09	-0.21	54.0	10.91	AV	241.00	300	Horizontal	Pass

11ac40, U-NII-2C, 1 GHz to 18 GHz, Low Channel, ANT V

No.	Frequency (MHz)	Results (dBuV/m)	Factor (dB)	Limit (dBuV/m)	Margin (dB)	Detector	Table (Degree)	Height (cm)	Antenna	Verdict
1	1484.300	39.59	-16.55	74.0	34.41	Peak	274.00	200	Vertical	Pass
1**	1484.300	28.46	-16.55	54.0	25.54	AV	274.00	200	Vertical	Pass
2	4314.500	47.68	-3.95	74.0	26.32	Peak	129.00	400	Vertical	Pass
2**	4314.500	38.35	-3.95	54.0	15.65	AV	129.00	400	Vertical	Pass
3	5512.250	93.84	-1.97	--	--	Peak	36.00	200	Vertical	N/A
3**	5512.250	86.43	-1.97	--	--	AV	36.00	200	Vertical	N/A
4	7564.500	53.53	1.23	74.0	20.47	Peak	277.00	400	Vertical	Pass
4**	7564.500	44.12	1.23	54.0	9.88	AV	277.00	400	Vertical	Pass
5	11131.675	51.54	-0.97	74.0	22.46	Peak	360.00	100	Vertical	Pass
5**	11131.675	42.23	-0.97	54.0	11.77	AV	360.00	100	Vertical	Pass
6	16137.037	51.80	-0.58	74.0	22.20	Peak	220.00	300	Vertical	Pass
6**	16137.037	42.19	-0.58	54.0	11.81	AV	220.00	300	Vertical	Pass

11ac40, U-NII-2C, 1 GHz to 18 GHz, Middle Channel, ANT H

No.	Frequency (MHz)	Results (dBuV/m)	Factor (dB)	Limit (dBuV/m)	Margin (dB)	Detector	Table (Degree)	Height (cm)	Antenna	Verdict
1	1590.200	38.46	-16.76	74.0	35.54	Peak	168.00	400	Horizontal	Pass
1**	1590.200	27.61	-16.76	54.0	26.39	AV	168.00	400	Horizontal	Pass
2	4089.000	47.91	-4.61	74.0	26.09	Peak	277.00	300	Horizontal	Pass
2**	4089.000	37.93	-4.61	54.0	16.07	AV	277.00	300	Horizontal	Pass
3	5596.500	103.44	-1.34	--	--	Peak	321.00	200	Horizontal	N/A
3**	5596.500	94.50	-1.34	--	--	AV	321.00	200	Horizontal	N/A
4	7742.250	54.38	1.39	74.0	19.62	Peak	360.00	100	Horizontal	Pass
4**	7742.250	45.29	1.39	54.0	8.71	AV	360.00	100	Horizontal	Pass
5	11120.275	52.05	-0.98	74.0	21.95	Peak	360.00	100	Horizontal	Pass
5**	11120.275	42.35	-0.98	54.0	11.65	AV	360.00	100	Horizontal	Pass
6	16195.575	52.09	0.29	74.0	21.91	Peak	360.00	100	Horizontal	Pass
6**	16195.575	43.48	0.29	54.0	10.52	AV	360.00	100	Horizontal	Pass

11ac40, U-NII-2C, 1 GHz to 18 GHz, Middle Channel, ANT V

No.	Frequency (MHz)	Results (dBuV/m)	Factor (dB)	Limit (dBuV/m)	Margin (dB)	Detector	Table (Degree)	Height (cm)	Antenna	Verdict
1	1583.600	39.57	-16.55	74.0	34.43	Peak	303.00	200	Vertical	Pass
1**	1583.600	28.99	-16.55	54.0	25.01	AV	303.00	200	Vertical	Pass
2	4222.750	47.74	-4.51	74.0	26.26	Peak	277.00	100	Vertical	Pass
2**	4222.750	38.57	-4.51	54.0	15.43	AV	277.00	100	Vertical	Pass
3	5588.000	91.13	-1.38	--	--	Peak	114.00	100	Vertical	N/A
3**	5588.000	83.86	-1.38	--	--	AV	114.00	100	Vertical	N/A
4	7485.000	53.70	1.46	74.0	20.30	Peak	155.00	300	Vertical	Pass
4**	7485.000	44.64	1.46	54.0	9.36	AV	155.00	300	Vertical	Pass
5	11178.700	51.98	-1.44	74.0	22.02	Peak	360.00	150	Vertical	Pass
5**	11178.700	41.99	-1.44	54.0	12.01	AV	360.00	150	Vertical	Pass
6	16104.750	52.14	0.05	74.0	21.86	Peak	277.00	400	Vertical	Pass
6**	16104.750	42.75	0.05	54.0	11.25	AV	277.00	400	Vertical	Pass

11ac40, U-NII-2C, 1 GHz to 18 GHz, High Channel, ANT H

No.	Frequency (MHz)	Results (dBuV/m)	Factor (dB)	Limit (dBuV/m)	Margin (dB)	Detector	Table (Degree)	Height (cm)	Antenna	Verdict
1	1514.900	38.48	-16.58	74.0	35.52	Peak	266.00	300	Horizontal	Pass
1**	1514.900	29.42	-16.58	54.0	24.58	AV	266.00	300	Horizontal	Pass
2	4241.750	47.23	-4.51	74.0	26.77	Peak	277.00	400	Horizontal	Pass
2**	4241.750	39.11	-4.51	54.0	14.89	AV	277.00	400	Horizontal	Pass
3	5672.000	103.07	-1.89	--	--	Peak	75.00	150	Horizontal	N/A
3**	5672.000	95.55	-1.89	--	--	AV	75.00	150	Horizontal	N/A
4	7494.000	53.55	1.26	74.0	20.45	Peak	360.00	100	Horizontal	Pass
4**	7494.000	45.40	1.26	54.0	8.60	AV	360.00	100	Horizontal	Pass
5	11210.526	51.47	-2.07	74.0	22.53	Peak	360.00	100	Horizontal	Pass
5**	11210.526	41.54	-2.07	54.0	12.46	AV	360.00	100	Horizontal	Pass
6	16175.362	51.85	-0.21	74.0	22.15	Peak	360.00	400	Horizontal	Pass
6**	16175.362	43.69	-0.21	54.0	10.31	AV	360.00	400	Horizontal	Pass

11ac40, U-NII-2C, 1 GHz to 18 GHz, High Channel, ANT V

No.	Frequency (MHz)	Results (dBuV/m)	Factor (dB)	Limit (dBuV/m)	Margin (dB)	Detector	Table (Degree)	Height (cm)	Antenna	Verdict
1	1584.500	38.71	-16.64	74.0	35.29	Peak	341.00	400	Vertical	Pass
1**	1584.500	28.89	-16.64	54.0	25.11	AV	341.00	400	Vertical	Pass
2	3988.750	47.48	-4.95	74.0	26.52	Peak	277.00	200	Vertical	Pass
2**	3988.750	38.50	-4.95	54.0	15.50	AV	277.00	200	Vertical	Pass
3	5686.500	92.28	-1.52	--	--	Peak	85.00	100	Vertical	N/A
3**	5686.500	83.73	-1.52	--	--	AV	85.00	100	Vertical	N/A
4	7484.500	54.03	1.47	74.0	19.97	Peak	168.00	300	Vertical	Pass
4**	7484.500	46.13	1.47	54.0	7.87	AV	168.00	300	Vertical	Pass
5	11131.675	51.58	-0.97	74.0	22.42	Peak	360.00	200	Vertical	Pass
5**	11131.675	43.37	-0.97	54.0	10.63	AV	360.00	200	Vertical	Pass
6	15722.025	52.11	-0.01	74.0	21.89	Peak	98.00	400	Vertical	Pass
6**	15722.025	42.56	-0.01	54.0	11.44	AV	98.00	400	Vertical	Pass

11ac80, U-NII-2C, 1 GHz to 18 GHz, Low Channel, ANT H

No.	Frequency (MHz)	Results (dBuV/m)	Factor (dB)	Limit (dBuV/m)	Margin (dB)	Detector	Table (Degree)	Height (cm)	Antenna	Verdict
1	1587.400	38.31	-16.68	74.0	35.69	Peak	58.00	200	Horizontal	Pass
1**	1587.400	28.47	-16.68	54.0	25.53	AV	58.00	200	Horizontal	Pass
2	4255.500	48.13	-4.25	74.0	25.87	Peak	54.00	400	Horizontal	Pass
2**	4255.500	38.40	-4.25	54.0	15.60	AV	54.00	400	Horizontal	Pass
3	5526.000	99.80	-1.60	--	--	Peak	28.00	100	Horizontal	N/A
3**	5526.000	92.53	-1.60	--	--	AV	28.00	100	Horizontal	N/A
4	7484.750	53.79	1.47	74.0	20.21	Peak	360.00	300	Horizontal	Pass
4**	7484.750	44.54	1.47	54.0	9.46	AV	360.00	300	Horizontal	Pass
5	11142.838	51.78	-0.96	74.0	22.22	Peak	360.00	150	Horizontal	Pass
5**	11142.838	41.83	-0.96	54.0	12.17	AV	360.00	150	Horizontal	Pass
6	16186.125	52.33	0.06	74.0	21.67	Peak	207.00	100	Horizontal	Pass
6**	16186.125	42.70	0.06	54.0	11.30	AV	207.00	100	Horizontal	Pass

11ac80, U-NII-2C, 1 GHz to 18 GHz, Low Channel, ANT V

No.	Frequency (MHz)	Results (dBuV/m)	Factor (dB)	Limit (dBuV/m)	Margin (dB)	Detector	Table (Degree)	Height (cm)	Antenna	Verdict
1	1583.100	39.73	-16.52	74.0	34.27	Peak	360.00	200	Vertical	Pass
1**	1583.100	29.31	-16.52	54.0	24.69	AV	360.00	200	Vertical	Pass
2	4193.500	47.62	-4.37	74.0	26.38	Peak	277.00	400	Vertical	Pass
2**	4193.500	37.82	-4.37	54.0	16.18	AV	277.00	400	Vertical	Pass
3	5523.000	88.47	-1.56	--	--	Peak	135.00	200	Vertical	N/A
3**	5523.000	81.07	-1.56	--	--	AV	135.00	200	Vertical	N/A
4	7481.500	53.53	1.53	74.0	20.47	Peak	13.00	400	Vertical	Pass
4**	7481.500	45.41	1.53	54.0	8.59	AV	13.00	400	Vertical	Pass
5	11168.487	52.05	-1.26	74.0	21.95	Peak	360.00	100	Vertical	Pass
5**	11168.487	42.17	-1.26	54.0	11.83	AV	360.00	100	Vertical	Pass
6	16182.187	52.29	-0.04	74.0	21.71	Peak	360.00	400	Vertical	Pass
6**	16182.187	43.40	-0.04	54.0	10.60	AV	360.00	400	Vertical	Pass

11ac80, U-NII-2C, 1 GHz to 18 GHz, High Channel, ANT H

No.	Frequency (MHz)	Results (dBuV/m)	Factor (dB)	Limit (dBuV/m)	Margin (dB)	Detector	Table (Degree)	Height (cm)	Antenna	Verdict
1	1556.200	38.24	-17.94	74.0	35.76	Peak	16.00	200	Horizontal	Pass
1**	1556.200	28.27	-17.94	54.0	25.73	AV	16.00	200	Horizontal	Pass
2	4372.500	47.88	-4.23	74.0	26.12	Peak	169.00	400	Horizontal	Pass
2**	4372.500	38.67	-4.23	54.0	15.33	AV	169.00	400	Horizontal	Pass
3	5519.250	99.54	-2.96	--	--	Peak	169.00	100	Horizontal	N/A
3**	5519.250	91.64	-2.96	--	--	AV	169.00	100	Horizontal	N/A
4	7465.500	52.82	0.79	74.0	21.18	Peak	220.00	300	Horizontal	Pass
4**	7465.500	43.77	0.79	54.0	10.23	AV	220.00	300	Horizontal	Pass
5	11461.088	49.30	-3.97	74.0	24.70	Peak	46.00	150	Horizontal	Pass
5**	11461.088	39.02	-3.97	54.0	14.98	AV	46.00	150	Horizontal	Pass
6	16155.150	52.00	-0.46	74.0	22.00	Peak	137.00	100	Horizontal	Pass
6**	16155.150	42.92	-0.46	54.0	11.08	AV	137.00	100	Horizontal	Pass

11ac80, U-NII-2C, 1 GHz to 18 GHz, High Channel, ANT V

No.	Frequency (MHz)	Results (dBuV/m)	Factor (dB)	Limit (dBuV/m)	Margin (dB)	Detector	Table (Degree)	Height (cm)	Antenna	Verdict
1	1449.200	38.26	-17.28	74.0	35.74	Peak	105.00	200	Vertical	Pass
1**	1449.200	29.09	-17.28	54.0	24.91	AV	105.00	200	Vertical	Pass
2	4306.500	47.60	-4.17	74.0	26.40	Peak	152.00	400	Vertical	Pass
2**	4306.500	39.85	-4.17	54.0	14.15	AV	152.00	400	Vertical	Pass
3	5519.000	93.02	-2.97	--	--	Peak	117.00	100	Vertical	N/A
3**	5519.000	83.73	-2.97	--	--	AV	117.00	100	Vertical	N/A
4	7459.750	53.57	1.14	74.0	20.43	Peak	0.00	300	Vertical	Pass
4**	7459.750	44.23	1.14	54.0	9.77	AV	0.00	300	Vertical	Pass
5	12670.913	49.55	-2.31	74.0	24.45	Peak	0.00	150	Vertical	Pass
5**	12670.913	40.19	-2.31	54.0	13.81	AV	0.00	150	Vertical	Pass
6	16056.450	52.16	-0.21	74.0	21.84	Peak	329.00	100	Vertical	Pass
6**	16056.450	41.91	-0.21	54.0	12.09	AV	329.00	100	Vertical	Pass

11a, U-NII-3, 1 GHz to 18 GHz, Low Channel, ANT H

No.	Frequency (MHz)	Results (dBuV/m)	Factor (dB)	Limit (dBuV/m)	Margin (dB)	Detector	Table (Degree)	Height (cm)	Antenna	Verdict
1	1474.300	39.04	-16.43	74.0	34.96	Peak	261.00	200	Horizontal	Pass
1**	1474.300	28.63	-16.43	54.0	25.37	AV	261.00	200	Horizontal	Pass
2	4288.250	47.44	-4.20	74.0	26.56	Peak	332.00	300	Horizontal	Pass
2**	4288.250	37.39	-4.20	54.0	16.61	AV	332.00	300	Horizontal	Pass
3	5742.250	107.33	-1.70	--	--	Peak	324.00	200	Horizontal	N/A
3**	5742.250	99.62	-1.70	--	--	AV	324.00	200	Horizontal	N/A
4	7461.250	53.27	1.52	74.0	20.73	Peak	324.00	200	Horizontal	Pass
4**	7461.250	43.99	1.52	54.0	10.01	AV	324.00	200	Horizontal	Pass
5	11156.375	51.53	-1.06	74.0	22.47	Peak	350.00	150	Horizontal	Pass
5**	11156.375	41.88	-1.06	54.0	12.12	AV	350.00	150	Horizontal	Pass
6	16178.250	51.76	-0.14	74.0	22.24	Peak	332.00	400	Horizontal	Pass
6**	16178.250	43.25	-0.14	54.0	10.75	AV	332.00	400	Horizontal	Pass

11a, U-NII-3, 1 GHz to 18 GHz, Low Channel, ANT V

No.	Frequency (MHz)	Results (dBuV/m)	Factor (dB)	Limit (dBuV/m)	Margin (dB)	Detector	Table (Degree)	Height (cm)	Antenna	Verdict
1	1575.600	39.33	-16.47	74.0	34.67	Peak	352.00	200	Vertical	Pass
1**	1575.600	29.28	-16.47	54.0	24.72	AV	352.00	200	Vertical	Pass
2	4134.750	47.45	-4.64	74.0	26.55	Peak	332.00	400	Vertical	Pass
2**	4134.750	39.01	-4.64	54.0	14.99	AV	332.00	400	Vertical	Pass
3	5743.750	99.13	-1.70	--	--	Peak	124.00	150	Vertical	N/A
3**	5743.750	89.53	-1.70	--	--	AV	124.00	150	Vertical	N/A
4	7513.250	53.64	1.81	74.0	20.36	Peak	192.00	300	Vertical	Pass
4**	7513.250	45.26	1.81	54.0	8.74	AV	192.00	300	Vertical	Pass
5	11064.700	51.40	-1.67	74.0	22.60	Peak	332.00	100	Vertical	Pass
5**	11064.700	42.64	-1.67	54.0	11.36	AV	332.00	100	Vertical	Pass
6	16177.988	51.70	-0.14	74.0	22.30	Peak	194.00	100	Vertical	Pass
6**	16177.988	43.11	-0.14	54.0	10.89	AV	194.00	100	Vertical	Pass

11a, U-NII-3, 1 GHz to 18 GHz, Middle Channel, ANT H

No.	Frequency (MHz)	Results (dBuV/m)	Factor (dB)	Limit (dBuV/m)	Margin (dB)	Detector	Table (Degree)	Height (cm)	Antenna	Verdict
1	1502.400	38.89	-16.82	74.0	35.11	Peak	274.00	200	Horizontal	Pass
1**	1502.400	29.66	-16.82	54.0	24.34	AV	274.00	200	Horizontal	Pass
2	4227.500	47.63	-4.43	74.0	26.37	Peak	288.00	300	Horizontal	Pass
2**	4227.500	38.83	-4.43	54.0	15.17	AV	288.00	300	Horizontal	Pass
3	5786.000	106.81	-1.69	--	--	Peak	329.00	100	Horizontal	N/A
3**	5786.000	98.84	-1.69	--	--	AV	329.00	100	Horizontal	N/A
4	7505.250	53.53	0.98	74.0	20.47	Peak	150.00	400	Horizontal	Pass
4**	7505.250	44.61	0.98	54.0	9.39	AV	150.00	400	Horizontal	Pass
5	11114.100	51.28	-0.99	74.0	22.72	Peak	347.00	100	Horizontal	Pass
5**	11114.100	42.20	-0.99	54.0	11.80	AV	347.00	100	Horizontal	Pass
6	16175.100	51.74	-0.22	74.0	22.26	Peak	332.00	300	Horizontal	Pass
6**	16175.100	42.81	-0.22	54.0	11.19	AV	332.00	300	Horizontal	Pass

11a, U-NII-3, 1 GHz to 18 GHz, Middle Channel, ANT V

No.	Frequency (MHz)	Results (dBuV/m)	Factor (dB)	Limit (dBuV/m)	Margin (dB)	Detector	Table (Degree)	Height (cm)	Antenna	Verdict
1	1577.600	38.79	-16.53	74.0	35.21	Peak	300.00	100	Vertical	Pass
1**	1577.600	30.38	-16.53	54.0	23.62	AV	300.00	100	Vertical	Pass
2	4264.250	47.65	-3.87	74.0	26.35	Peak	83.00	200	Vertical	Pass
2**	4264.250	38.13	-3.87	54.0	15.87	AV	83.00	200	Vertical	Pass
3	5787.000	96.22	-1.71	--	--	Peak	124.00	200	Vertical	N/A
3**	5787.000	89.20	-1.71	--	--	AV	124.00	200	Vertical	N/A
4	7499.000	53.07	0.99	74.0	20.93	Peak	179.00	400	Vertical	Pass
4**	7499.000	44.14	0.99	54.0	9.86	AV	179.00	400	Vertical	Pass
5	11061.375	51.64	-1.73	74.0	22.36	Peak	332.00	150	Vertical	Pass
5**	11061.375	41.94	-1.73	54.0	12.06	AV	332.00	150	Vertical	Pass
6	16115.512	52.56	-0.16	74.0	21.44	Peak	306.00	400	Vertical	Pass
6**	16115.512	42.12	-0.16	54.0	11.88	AV	306.00	400	Vertical	Pass

11a, U-NII-3, 1 GHz to 18 GHz, High Channel, ANT H

No.	Frequency (MHz)	Results (dBuV/m)	Factor (dB)	Limit (dBuV/m)	Margin (dB)	Detector	Table (Degree)	Height (cm)	Antenna	Verdict
1	1490.100	38.23	-16.73	74.0	35.77	Peak	292.00	100	Horizontal	Pass
1**	1490.100	29.25	-16.73	54.0	24.75	AV	292.00	100	Horizontal	Pass
2	4316.500	47.55	-4.02	74.0	26.45	Peak	332.00	100	Horizontal	Pass
2**	4316.500	38.24	-4.02	54.0	15.76	AV	332.00	100	Horizontal	Pass
3	5825.750	105.64	-1.69	--	--	Peak	57.00	100	Horizontal	N/A
3**	5825.750	96.91	-1.69	--	--	AV	57.00	100	Horizontal	N/A
4	7740.000	53.83	1.36	74.0	20.17	Peak	332.00	100	Horizontal	Pass
4**	7740.000	44.27	1.36	54.0	9.73	AV	332.00	100	Horizontal	Pass
5	11155.425	51.31	-1.04	74.0	22.69	Peak	12.00	200	Horizontal	Pass
5**	11155.425	42.48	-1.04	54.0	11.52	AV	12.00	200	Horizontal	Pass
6	16191.112	51.92	0.18	74.0	22.08	Peak	67.00	200	Horizontal	Pass
6**	16191.112	42.94	0.18	54.0	11.06	AV	67.00	200	Horizontal	Pass

11a, U-NII-3, 1 GHz to 18 GHz, High Channel, ANT V

No.	Frequency (MHz)	Results (dBuV/m)	Factor (dB)	Limit (dBuV/m)	Margin (dB)	Detector	Table (Degree)	Height (cm)	Antenna	Verdict
1	1574.600	39.09	-16.47	74.0	34.91	Peak	82.00	200	Vertical	Pass
1**	1574.600	29.38	-16.47	54.0	24.62	AV	82.00	200	Vertical	Pass
2	4267.250	47.26	-3.57	74.0	26.74	Peak	327.00	100	Vertical	Pass
2**	4267.250	38.63	-3.57	54.0	15.37	AV	327.00	100	Vertical	Pass
3	5824.000	97.10	-1.78	--	--	Peak	301.00	150	Vertical	N/A
3**	5824.000	89.00	-1.78	--	--	AV	301.00	150	Vertical	N/A
4	7560.750	53.65	1.30	74.0	20.35	Peak	218.00	100	Vertical	Pass
4**	7560.750	44.01	1.30	54.0	9.99	AV	218.00	100	Vertical	Pass
5	11144.738	51.36	-0.95	74.0	22.64	Peak	332.00	150	Vertical	Pass
5**	11144.738	42.28	-0.95	54.0	11.72	AV	332.00	150	Vertical	Pass
6	16176.938	52.19	-0.17	74.0	21.81	Peak	332.00	300	Vertical	Pass
6**	16176.938	43.28	-0.17	54.0	10.72	AV	332.00	300	Vertical	Pass

11n20, U-NII-3, 1 GHz to 18 GHz, Low Channel, ANT H

No.	Frequency (MHz)	Results (dBuV/m)	Factor (dB)	Limit (dBuV/m)	Margin (dB)	Detector	Table (Degree)	Height (cm)	Antenna	Verdict
1	1546.800	38.61	-16.56	74.0	35.39	Peak	360.00	200	Horizontal	Pass
1**	1546.800	28.76	-16.56	54.0	25.24	AV	360.00	200	Horizontal	Pass
2	4165.750	47.47	-4.70	74.0	26.53	Peak	220.00	300	Horizontal	Pass
2**	4165.750	37.91	-4.70	54.0	16.09	AV	220.00	300	Horizontal	Pass
3	5742.500	106.04	-1.70	--	--	Peak	85.00	100	Horizontal	N/A
3**	5742.500	100.46	-1.70	--	--	AV	85.00	100	Horizontal	N/A
4	7740.750	54.54	1.47	74.0	19.46	Peak	332.00	400	Horizontal	Pass
4**	7740.750	43.90	1.47	54.0	10.10	AV	332.00	400	Horizontal	Pass
5	11110.537	52.13	-1.00	74.0	21.87	Peak	12.00	100	Horizontal	Pass
5**	11110.537	41.61	-1.00	54.0	12.39	AV	12.00	100	Horizontal	Pass
6	16192.687	51.58	0.22	74.0	22.42	Peak	332.00	400	Horizontal	Pass
6**	16192.687	42.58	0.22	54.0	11.42	AV	332.00	400	Horizontal	Pass

11n20, U-NII-3, 1 GHz to 18 GHz, Low Channel, ANT V

No.	Frequency (MHz)	Results (dBuV/m)	Factor (dB)	Limit (dBuV/m)	Margin (dB)	Detector	Table (Degree)	Height (cm)	Antenna	Verdict
1	1531.700	39.50	-16.53	74.0	34.50	Peak	332.00	100	Vertical	Pass
1**	1531.700	28.75	-16.53	54.0	25.25	AV	332.00	100	Vertical	Pass
2	4031.750	47.12	-5.34	74.0	26.88	Peak	332.00	200	Vertical	Pass
2**	4031.750	38.49	-5.34	54.0	15.51	AV	332.00	200	Vertical	Pass
3	5742.500	95.93	-1.70	--	--	Peak	148.00	200	Vertical	N/A
3**	5742.500	88.33	-1.70	--	--	AV	148.00	200	Vertical	N/A
4	7490.750	54.04	1.25	74.0	19.96	Peak	332.00	200	Vertical	Pass
4**	7490.750	44.71	1.25	54.0	9.29	AV	332.00	200	Vertical	Pass
5	11081.326	51.86	-1.36	74.0	22.14	Peak	332.00	200	Vertical	Pass
5**	11081.326	42.16	-1.36	54.0	11.84	AV	332.00	200	Vertical	Pass
6	16167.487	51.61	-0.40	74.0	22.39	Peak	254.00	200	Vertical	Pass
6**	16167.487	43.20	-0.40	54.0	10.80	AV	254.00	200	Vertical	Pass

11n20, U-NII-3, 1 GHz to 18 GHz, Middle Channel, ANT H

No.	Frequency (MHz)	Results (dBuV/m)	Factor (dB)	Limit (dBuV/m)	Margin (dB)	Detector	Table (Degree)	Height (cm)	Antenna	Verdict
1	1541.500	38.65	-16.48	74.0	35.35	Peak	332.00	300	Horizontal	Pass
1**	1541.500	29.71	-16.48	54.0	24.29	AV	332.00	300	Horizontal	Pass
2	4242.750	47.90	-4.53	74.0	26.10	Peak	122.00	300	Horizontal	Pass
2**	4242.750	37.94	-4.53	54.0	16.06	AV	122.00	300	Horizontal	Pass
3	5785.500	105.36	-1.71	--	--	Peak	329.00	200	Horizontal	N/A
3**	5785.500	97.06	-1.71	--	--	AV	329.00	200	Horizontal	N/A
4	7568.500	54.22	1.28	74.0	19.78	Peak	332.00	300	Horizontal	Pass
4**	7568.500	44.62	1.28	54.0	9.38	AV	332.00	300	Horizontal	Pass
5	11042.138	51.18	-1.88	74.0	22.82	Peak	332.00	100	Horizontal	Pass
5**	11042.138	41.82	-1.88	54.0	12.18	AV	332.00	100	Horizontal	Pass
6	16195.575	52.27	0.29	74.0	21.73	Peak	13.00	200	Horizontal	Pass
6**	16195.575	42.78	0.29	54.0	11.22	AV	13.00	200	Horizontal	Pass

11n20, U-NII-3, 1 GHz to 18 GHz, Middle Channel, ANT V

No.	Frequency (MHz)	Results (dBuV/m)	Factor (dB)	Limit (dBuV/m)	Margin (dB)	Detector	Table (Degree)	Height (cm)	Antenna	Verdict
1	1487.900	39.00	-16.68	74.0	35.00	Peak	269.00	200	Vertical	Pass
1**	1487.900	28.77	-16.68	54.0	25.23	AV	269.00	200	Vertical	Pass
2	3971.750	47.04	-5.08	74.0	26.96	Peak	124.00	400	Vertical	Pass
2**	3971.750	38.42	-5.08	54.0	15.58	AV	124.00	400	Vertical	Pass
3	5786.000	95.12	-1.69	--	--	Peak	316.00	150	Vertical	N/A
3**	5786.000	88.35	-1.69	--	--	AV	316.00	150	Vertical	N/A
4	7539.000	54.40	2.10	74.0	19.60	Peak	153.00	400	Vertical	Pass
4**	7539.000	43.88	2.10	54.0	10.12	AV	153.00	400	Vertical	Pass
5	11108.875	52.03	-1.00	74.0	21.97	Peak	347.00	100	Vertical	Pass
5**	11108.875	42.13	-1.00	54.0	11.87	AV	347.00	100	Vertical	Pass
6	16188.225	51.51	0.11	74.0	22.49	Peak	332.00	300	Vertical	Pass
6**	16188.225	43.47	0.11	54.0	10.53	AV	332.00	300	Vertical	Pass

11n20, U-NII-3, 1 GHz to 18 GHz, High Channel, ANT H

No.	Frequency (MHz)	Results (dBuV/m)	Factor (dB)	Limit (dBuV/m)	Margin (dB)	Detector	Table (Degree)	Height (cm)	Antenna	Verdict
1	1551.400	38.78	-16.66	74.0	35.22	Peak	225.00	100	Horizontal	Pass
1**	1551.400	29.53	-16.66	54.0	24.47	AV	225.00	100	Horizontal	Pass
2	4235.250	46.96	-4.29	74.0	27.04	Peak	163.00	300	Horizontal	Pass
2**	4235.250	39.31	-4.29	54.0	14.69	AV	163.00	300	Horizontal	Pass
3	5823.750	104.25	-1.78	--	--	Peak	57.00	200	Horizontal	N/A
3**	5823.750	95.69	-1.78	--	--	AV	57.00	200	Horizontal	N/A
4	7503.250	53.88	1.01	74.0	20.12	Peak	163.00	300	Horizontal	Pass
4**	7503.250	44.82	1.01	54.0	9.18	AV	163.00	300	Horizontal	Pass
5	11160.651	51.40	-1.13	74.0	22.60	Peak	308.00	200	Horizontal	Pass
5**	11160.651	41.44	-1.13	54.0	12.56	AV	308.00	200	Horizontal	Pass
6	16191.112	51.85	0.18	74.0	22.15	Peak	360.00	100	Horizontal	Pass
6**	16191.112	44.06	0.18	54.0	9.94	AV	360.00	100	Horizontal	Pass

11n20, U-NII-3, 1 GHz to 18 GHz, High Channel, ANT V

No.	Frequency (MHz)	Results (dBuV/m)	Factor (dB)	Limit (dBuV/m)	Margin (dB)	Detector	Table (Degree)	Height (cm)	Antenna	Verdict
1	1597.900	38.92	-16.80	74.0	35.08	Peak	300.00	200	Vertical	Pass
1**	1597.900	28.47	-16.80	54.0	25.53	AV	300.00	200	Vertical	Pass
2	4350.500	47.12	-4.04	74.0	26.88	Peak	332.00	300	Vertical	Pass
2**	4350.500	37.58	-4.04	54.0	16.42	AV	332.00	300	Vertical	Pass
3	5821.250	95.32	-1.61	--	--	Peak	303.00	150	Vertical	N/A
3**	5821.250	88.32	-1.61	--	--	AV	303.00	150	Vertical	N/A
4	7742.750	53.52	1.29	74.0	20.48	Peak	332.00	400	Vertical	Pass
4**	7742.750	45.09	1.29	54.0	8.91	AV	332.00	400	Vertical	Pass
5	11128.825	51.42	-0.97	74.0	22.58	Peak	329.00	100	Vertical	Pass
5**	11128.825	41.83	-0.97	54.0	12.17	AV	329.00	100	Vertical	Pass
6	16189.013	51.79	0.13	74.0	22.21	Peak	132.00	200	Vertical	Pass
6**	16189.013	43.88	0.13	54.0	10.12	AV	132.00	200	Vertical	Pass

11n40, U-NII-3, 1 GHz to 18 GHz, Low Channel, ANT H

No.	Frequency (MHz)	Results (dBuV/m)	Factor (dB)	Limit (dBuV/m)	Over Limit (dB)	Detector	Table (Degree)	Height (cm)	Antenna	Verdict
1	1475.400	38.73	-16.46	74.0	35.27	Peak	248.00	400	Horizontal	Pass
1**	1475.400	28.56	-16.46	54.0	25.44	AV	248.00	400	Horizontal	Pass
2	4205.500	47.07	-4.81	74.0	26.93	Peak	332.00	100	Horizontal	Pass
2**	4205.500	38.41	-4.81	54.0	15.59	AV	332.00	100	Horizontal	Pass
3	5752.750	102.55	-1.22	--	--	Peak	83.00	200	Horizontal	N/A
3**	5752.750	94.80	-1.22	--	--	AV	83.00	200	Horizontal	N/A
4	7473.000	53.97	1.86	74.0	20.03	Peak	275.00	100	Horizontal	Pass
4**	7473.000	43.86	1.86	54.0	10.14	AV	275.00	100	Horizontal	Pass
5	11375.112	51.60	-1.75	74.0	22.40	Peak	332.00	200	Horizontal	Pass
5**	11375.112	41.96	-1.75	54.0	12.04	AV	332.00	200	Horizontal	Pass
6	16190.325	52.03	0.16	74.0	21.97	Peak	15.00	400	Horizontal	Pass
6**	16190.325	43.21	0.16	54.0	10.79	AV	15.00	400	Horizontal	Pass

11n40, U-NII-3, 1 GHz to 18 GHz, Low Channel, ANT V

No.	Frequency (MHz)	Results (dBuV/m)	Factor (dB)	Limit (dBuV/m)	Margin (dB)	Detector	Table (Degree)	Height (cm)	Antenna	Verdict
1	1574.600	39.42	-16.47	74.0	34.58	Peak	295.00	400	Vertical	Pass
1**	1574.600	28.98	-16.47	54.0	25.02	AV	295.00	400	Vertical	Pass
2	4120.750	47.96	-4.90	74.0	26.04	Peak	233.00	200	Vertical	Pass
2**	4120.750	37.92	-4.90	54.0	16.08	AV	233.00	200	Vertical	Pass
3	5750.250	94.40	-1.32	--	--	Peak	124.00	200	Vertical	N/A
3**	5750.250	84.69	-1.32	--	--	AV	124.00	200	Vertical	N/A
4	7347.000	53.61	1.26	74.0	20.39	Peak	98.00	200	Vertical	Pass
4**	7347.000	44.40	1.26	54.0	9.60	AV	98.00	200	Vertical	Pass
5	11141.650	51.68	-0.96	74.0	22.32	Peak	332.00	150	Vertical	Pass
5**	11141.650	41.93	-0.96	54.0	12.07	AV	332.00	150	Vertical	Pass
6	16185.600	51.98	0.05	74.0	22.02	Peak	332.00	200	Vertical	Pass
6**	16185.600	43.47	0.05	54.0	10.53	AV	332.00	200	Vertical	Pass

11n40, U-NII-3, 1 GHz to 18 GHz, High Channel, ANT H

No.	Frequency (MHz)	Results (dBuV/m)	Factor (dB)	Limit (dBuV/m)	Margin (dB)	Detector	Table (Degree)	Height (cm)	Antenna	Verdict
1	1532.100	37.99	-16.53	74.0	36.01	Peak	139.00	300	Horizontal	Pass
1**	1532.100	28.87	-16.53	54.0	25.13	AV	139.00	300	Horizontal	Pass
2	4225.750	47.53	-4.48	74.0	26.47	Peak	332.00	300	Horizontal	Pass
2**	4225.750	38.33	-4.48	54.0	15.67	AV	332.00	300	Horizontal	Pass
3	5797.250	101.19	-1.85	--	--	Peak	327.00	200	Horizontal	N/A
3**	5797.250	95.00	-1.85	--	--	AV	327.00	200	Horizontal	N/A
4	7515.750	53.60	2.03	74.0	20.40	Peak	332.00	400	Horizontal	Pass
4**	7515.750	44.64	2.03	54.0	9.36	AV	332.00	400	Horizontal	Pass
5	11176.325	51.72	-1.40	74.0	22.28	Peak	212.00	200	Horizontal	Pass
5**	11176.325	42.05	-1.40	54.0	11.95	AV	212.00	200	Horizontal	Pass
6	16199.250	51.67	0.38	74.0	22.33	Peak	332.00	300	Horizontal	Pass
6**	16199.250	42.72	0.38	54.0	11.28	AV	332.00	300	Horizontal	Pass

11n40, U-NII-3, 1 GHz to 18 GHz, High Channel, ANT V

No.	Frequency (MHz)	Results (dBuV/m)	Factor (dB)	Limit (dBuV/m)	Margin (dB)	Detector	Table (Degree)	Height (cm)	Antenna	Verdict
1	1577.400	39.06	-16.52	74.0	34.94	Peak	227.00	400	Vertical	Pass
1**	1577.400	29.39	-16.52	54.0	24.61	AV	227.00	400	Vertical	Pass
2	3941.000	47.48	-4.71	74.0	26.52	Peak	332.00	300	Vertical	Pass
2**	3941.000	36.68	-4.71	54.0	17.32	AV	332.00	300	Vertical	Pass
3	5792.000	92.21	-1.72	--	--	Peak	314.00	100	Vertical	N/A
3**	5792.000	84.87	-1.72	--	--	AV	314.00	100	Vertical	N/A
4	7498.000	53.63	1.10	74.0	20.37	Peak	150.00	100	Vertical	Pass
4**	7498.000	45.52	1.10	54.0	8.48	AV	150.00	100	Vertical	Pass
5	11155.900	52.18	-1.05	74.0	21.82	Peak	332.00	200	Vertical	Pass
5**	11155.900	43.14	-1.05	54.0	10.86	AV	332.00	200	Vertical	Pass
6	16190.850	52.18	0.18	74.0	21.82	Peak	332.00	300	Vertical	Pass
6**	16190.850	43.13	0.18	54.0	10.87	AV	332.00	300	Vertical	Pass

11ac20, U-NII-3, 1 GHz to 18 GHz, Low Channel, ANT H

No.	Frequency (MHz)	Results (dBuV/m)	Factor (dB)	Limit (dBuV/m)	Margin (dB)	Detector	Table (Degree)	Height (cm)	Antenna	Verdict
1	1540.900	38.29	-16.46	74.0	35.71	Peak	277.00	200	Horizontal	Pass
1**	1540.900	29.13	-16.46	54.0	24.87	AV	277.00	200	Horizontal	Pass
2	4303.500	47.94	-3.95	74.0	26.06	Peak	353.00	200	Horizontal	Pass
2**	4303.500	38.10	-3.95	54.0	15.90	AV	353.00	200	Horizontal	Pass
3	5744.250	106.55	-1.67	--	--	Peak	83.00	200	Horizontal	N/A
3**	5744.250	100.00	-1.67	--	--	AV	83.00	200	Horizontal	N/A
4	7476.250	54.56	1.90	74.0	19.44	Peak	332.00	300	Horizontal	Pass
4**	7476.250	44.34	1.90	54.0	9.66	AV	332.00	300	Horizontal	Pass
5	11383.187	51.45	-1.72	74.0	22.55	Peak	332.00	150	Horizontal	Pass
5**	11383.187	41.42	-1.72	54.0	12.58	AV	332.00	150	Horizontal	Pass
6	16150.950	52.05	-0.81	74.0	21.95	Peak	332.00	200	Horizontal	Pass
6**	16150.950	42.76	-0.81	54.0	11.24	AV	332.00	200	Horizontal	Pass

11ac20, U-NII-3, 1 GHz to 18 GHz, Low Channel, ANT V

No.	Frequency (MHz)	Results (dBuV/m)	Factor (dB)	Limit (dBuV/m)	Margin (dB)	Detector	Table (Degree)	Height (cm)	Antenna	Verdict
1	1566.300	38.97	-16.71	74.0	35.03	Peak	233.00	200	Vertical	Pass
1**	1566.300	29.07	-16.71	54.0	24.93	AV	233.00	200	Vertical	Pass
2	4267.750	48.05	-3.63	74.0	25.95	Peak	231.00	200	Vertical	Pass
2**	4267.750	38.49	-3.63	54.0	15.51	AV	231.00	200	Vertical	Pass
3	5747.500	96.74	-1.60	--	--	Peak	153.00	150	Vertical	N/A
3**	5747.500	88.76	-1.60	--	--	AV	153.00	150	Vertical	N/A
4	7535.250	53.49	2.30	74.0	20.51	Peak	332.00	200	Vertical	Pass
4**	7535.250	44.67	2.30	54.0	9.33	AV	332.00	200	Vertical	Pass
5	11078.000	51.20	-1.42	74.0	22.80	Peak	116.00	200	Vertical	Pass
5**	11078.000	42.44	-1.42	54.0	11.56	AV	116.00	200	Vertical	Pass
6	15747.225	51.66	0.34	74.0	22.34	Peak	332.00	400	Vertical	Pass
6**	15747.225	41.45	0.34	54.0	12.55	AV	332.00	400	Vertical	Pass

11ac20, U-NII-3, 1 GHz to 18 GHz, Middle Channel, ANT H

No.	Frequency (MHz)	Results (dBuV/m)	Factor (dB)	Limit (dBuV/m)	Margin (dB)	Detector	Table (Degree)	Height (cm)	Antenna	Verdict
1	1545.000	38.38	-16.41	74.0	35.62	Peak	336.00	200	Horizontal	Pass
1**	1545.000	29.60	-16.41	54.0	24.40	AV	336.00	200	Horizontal	Pass
2	4247.000	48.62	-4.38	74.0	25.38	Peak	59.00	300	Horizontal	Pass
2**	4247.000	38.07	-4.38	54.0	15.93	AV	59.00	300	Horizontal	Pass
3	5787.000	105.71	-1.71	--	--	Peak	88.00	150	Horizontal	N/A
3**	5787.000	98.03	-1.71	--	--	AV	88.00	150	Horizontal	N/A
4	7545.250	53.79	1.77	74.0	20.21	Peak	332.00	100	Horizontal	Pass
4**	7545.250	44.01	1.77	54.0	9.99	AV	332.00	100	Horizontal	Pass
5	10614.400	51.13	-1.88	74.0	22.87	Peak	269.00	200	Horizontal	Pass
5**	10614.400	40.93	-1.88	54.0	13.07	AV	269.00	200	Horizontal	Pass
6	16167.487	51.61	-0.40	74.0	22.39	Peak	332.00	100	Horizontal	Pass
6**	16167.487	42.69	-0.40	54.0	11.31	AV	332.00	100	Horizontal	Pass

11ac20, U-NII-3, 1 GHz to 18 GHz, Middle Channel, ANT V

No.	Frequency (MHz)	Results (dBuV/m)	Factor (dB)	Limit (dBuV/m)	Margin (dB)	Detector	Table (Degree)	Height (cm)	Antenna	Verdict
1	1564.600	39.01	-16.86	74.0	34.99	Peak	287.00	400	Vertical	Pass
1**	1564.600	30.04	-16.86	54.0	23.96	AV	287.00	400	Vertical	Pass
2	4244.250	47.49	-4.45	74.0	26.51	Peak	332.00	400	Vertical	Pass
2**	4244.250	37.67	-4.45	54.0	16.33	AV	332.00	400	Vertical	Pass
3	5788.000	96.34	-1.75	--	--	Peak	301.00	150	Vertical	N/A
3**	5788.000	87.81	-1.75	--	--	AV	301.00	150	Vertical	N/A
4	7509.250	54.67	1.67	74.0	19.33	Peak	352.00	200	Vertical	Pass
4**	7509.250	44.48	1.67	54.0	9.52	AV	352.00	200	Vertical	Pass
5	11114.338	51.78	-0.99	74.0	22.22	Peak	95.00	200	Vertical	Pass
5**	11114.338	41.83	-0.99	54.0	12.17	AV	95.00	200	Vertical	Pass
6	16197.412	51.60	0.34	74.0	22.40	Peak	251.00	300	Vertical	Pass
6**	16197.412	42.98	0.34	54.0	11.02	AV	251.00	300	Vertical	Pass

11ac20, U-NII-3, 1 GHz to 18 GHz, High Channel, ANT H

No.	Frequency (MHz)	Results (dBuV/m)	Factor (dB)	Limit (dBuV/m)	Margin (dB)	Detector	Table (Degree)	Height (cm)	Antenna	Verdict
1	1471.200	38.55	-16.43	74.0	35.45	Peak	139.00	300	Horizontal	Pass
1**	1471.200	29.02	-16.43	54.0	24.98	AV	139.00	300	Horizontal	Pass
2	4251.000	47.13	-4.31	74.0	26.87	Peak	57.00	400	Horizontal	Pass
2**	4251.000	38.17	-4.31	54.0	15.83	AV	57.00	400	Horizontal	Pass
3	5827.250	104.12	-1.61	--	--	Peak	334.00	200	Horizontal	N/A
3**	5827.250	96.18	-1.61	--	--	AV	334.00	200	Horizontal	N/A
4	7475.250	53.66	1.99	74.0	20.34	Peak	267.00	400	Horizontal	Pass
4**	7475.250	44.50	1.99	54.0	9.50	AV	267.00	400	Horizontal	Pass
5	10724.362	51.66	-2.05	74.0	22.34	Peak	332.00	150	Horizontal	Pass
5**	10724.362	41.51	-2.05	54.0	12.49	AV	332.00	150	Horizontal	Pass
6	16171.950	51.70	-0.29	74.0	22.30	Peak	332.00	300	Horizontal	Pass
6**	16171.950	42.30	-0.29	54.0	11.70	AV	332.00	300	Horizontal	Pass

11ac20, U-NII-3, 1 GHz to 18 GHz, High Channel, ANT V

No.	Frequency (MHz)	Results (dBuV/m)	Factor (dB)	Limit (dBuV/m)	Margin (dB)	Detector	Table (Degree)	Height (cm)	Antenna	Verdict
1	1585.500	39.47	-16.72	74.0	34.53	Peak	289.00	100	Vertical	Pass
1**	1585.500	29.02	-16.72	54.0	24.98	AV	289.00	100	Vertical	Pass
2	4259.250	48.06	-4.09	74.0	25.94	Peak	259.00	400	Vertical	Pass
2**	4259.250	38.55	-4.09	54.0	15.45	AV	259.00	400	Vertical	Pass
3	5826.500	95.96	-1.63	--	--	Peak	314.00	100	Vertical	N/A
3**	5826.500	88.58	-1.63	--	--	AV	314.00	100	Vertical	N/A
4	7509.250	53.46	1.67	74.0	20.54	Peak	332.00	200	Vertical	Pass
4**	7509.250	45.44	1.67	54.0	8.56	AV	332.00	200	Vertical	Pass
5	11128.825	51.21	-0.97	74.0	22.79	Peak	332.00	100	Vertical	Pass
5**	11128.825	42.06	-0.97	54.0	11.94	AV	332.00	100	Vertical	Pass
6	16180.350	51.81	-0.08	74.0	22.19	Peak	332.00	400	Vertical	Pass
6**	16180.350	42.70	-0.08	54.0	11.30	AV	332.00	400	Vertical	Pass

11ac40, U-NII-3, 1 GHz to 18 GHz, Low Channel, ANT H

No.	Frequency (MHz)	Results (dBuV/m)	Factor (dB)	Limit (dBuV/m)	Margin (dB)	Detector	Table (Degree)	Height (cm)	Antenna	Verdict
1	1536.800	38.36	-16.53	74.0	35.64	Peak	9.00	100	Horizontal	Pass
1**	1536.800	29.43	-16.53	54.0	24.57	AV	9.00	100	Horizontal	Pass
2	4232.000	47.94	-4.24	74.0	26.06	Peak	218.00	200	Horizontal	Pass
2**	4232.000	38.67	-4.24	54.0	15.33	AV	218.00	200	Horizontal	Pass
3	5751.500	103.53	-1.26	--	--	Peak	83.00	200	Horizontal	N/A
3**	5751.500	95.36	-1.26	--	--	AV	83.00	200	Horizontal	N/A
4	7457.000	54.59	1.58	74.0	19.41	Peak	124.00	300	Horizontal	Pass
4**	7457.000	45.20	1.58	54.0	8.80	AV	124.00	300	Horizontal	Pass
5	11085.125	52.16	-1.29	74.0	21.84	Peak	332.00	200	Horizontal	Pass
5**	11085.125	41.89	-1.29	54.0	12.11	AV	332.00	200	Horizontal	Pass
6	15770.325	52.02	-0.18	74.0	21.98	Peak	332.00	200	Horizontal	Pass
6**	15770.325	41.49	-0.18	54.0	12.51	AV	332.00	200	Horizontal	Pass

11ac40, U-NII-3, 1 GHz to 18 GHz, Low Channel, ANT V

No.	Frequency (MHz)	Results (dBuV/m)	Factor (dB)	Limit (dBuV/m)	Margin (dB)	Detector	Table (Degree)	Height (cm)	Antenna	Verdict
1	1584.900	39.36	-16.68	74.0	34.64	Peak	313.00	200	Vertical	Pass
1**	1584.900	30.77	-16.68	54.0	23.23	AV	313.00	200	Vertical	Pass
2	4226.750	47.76	-4.41	74.0	26.24	Peak	262.00	200	Vertical	Pass
2**	4226.750	37.89	-4.41	54.0	16.11	AV	262.00	200	Vertical	Pass
3	5757.750	93.84	-1.07	--	--	Peak	114.00	150	Vertical	N/A
3**	5757.750	85.02	-1.07	--	--	AV	114.00	150	Vertical	N/A
4	7488.000	54.20	1.44	74.0	19.80	Peak	249.00	400	Vertical	Pass
4**	7488.000	44.42	1.44	54.0	9.58	AV	249.00	400	Vertical	Pass
5	11177.513	51.76	-1.42	74.0	22.24	Peak	249.00	150	Vertical	Pass
5**	11177.513	41.89	-1.42	54.0	12.11	AV	249.00	150	Vertical	Pass
6	16194.000	52.04	0.25	74.0	21.96	Peak	332.00	100	Vertical	Pass
6**	16194.000	42.88	0.25	54.0	11.12	AV	332.00	100	Vertical	Pass

11ac40, U-NII-3, 1 GHz to 18 GHz, High Channel, ANT H

No.	Frequency (MHz)	Results (dBuV/m)	Factor (dB)	Limit (dBuV/m)	Margin (dB)	Detector	Table (Degree)	Height (cm)	Antenna	Verdict
1	1461.400	38.64	-16.89	74.0	35.36	Peak	38.00	300	Horizontal	Pass
1**	1461.400	29.11	-16.89	54.0	24.89	AV	38.00	300	Horizontal	Pass
2	4258.250	47.41	-4.15	74.0	26.59	Peak	288.00	400	Horizontal	Pass
2**	4258.250	38.35	-4.15	54.0	15.65	AV	288.00	400	Horizontal	Pass
3	5790.750	101.28	-1.79	--	--	Peak	329.00	150	Horizontal	N/A
3**	5790.750	92.96	-1.79	--	--	AV	329.00	150	Horizontal	N/A
4	7474.000	53.44	1.88	74.0	20.56	Peak	342.00	200	Horizontal	Pass
4**	7474.000	45.32	1.88	54.0	8.68	AV	342.00	200	Horizontal	Pass
5	11144.738	52.23	-0.95	74.0	21.77	Peak	56.00	100	Horizontal	Pass
5**	11144.738	42.90	-0.95	54.0	11.10	AV	56.00	100	Horizontal	Pass
6	16164.600	51.67	-0.48	74.0	22.33	Peak	332.00	400	Horizontal	Pass
6**	16164.600	42.20	-0.48	54.0	11.80	AV	332.00	400	Horizontal	Pass

11ac40, U-NII-3, 1 GHz to 18 GHz, High Channel, ANT V

No.	Frequency (MHz)	Results (dBuV/m)	Factor (dB)	Limit (dBuV/m)	Margin (dB)	Detector	Table (Degree)	Height (cm)	Antenna	Verdict
1	1596.900	39.05	-16.81	74.0	34.95	Peak	313.00	400	Vertical	Pass
1**	1596.900	29.61	-16.81	54.0	24.39	AV	313.00	400	Vertical	Pass
2	4253.750	48.00	-4.32	74.0	26.00	Peak	332.00	200	Vertical	Pass
2**	4253.750	37.45	-4.32	54.0	16.55	AV	332.00	200	Vertical	Pass
3	5793.250	92.62	-1.71	--	--	Peak	44.00	200	Vertical	N/A
3**	5793.250	84.57	-1.71	--	--	AV	44.00	200	Vertical	N/A
4	7512.500	53.47	1.73	74.0	20.53	Peak	57.00	200	Vertical	Pass
4**	7512.500	44.57	1.73	54.0	9.43	AV	57.00	200	Vertical	Pass
5	11088.213	51.34	-1.23	74.0	22.66	Peak	332.00	100	Vertical	Pass
5**	11088.213	42.37	-1.23	54.0	11.63	AV	332.00	100	Vertical	Pass
6	16177.988	52.35	-0.14	74.0	21.65	Peak	153.00	200	Vertical	Pass
6**	16177.988	43.49	-0.14	54.0	10.51	AV	153.00	200	Vertical	Pass

11ac80, U-NII-3, 1 GHz to 18 GHz, Middle Channel, ANT H

No.	Frequency (MHz)	Results (dBuV/m)	Factor (dB)	Limit (dBuV/m)	Margin (dB)	Detector	Table (Degree)	Height (cm)	Antenna	Verdict
1	1554.100	38.33	-16.91	74.0	35.67	Peak	227.00	200	Horizontal	Pass
1**	1554.100	28.72	-16.91	54.0	25.28	AV	227.00	200	Horizontal	Pass
2	4331.250	47.11	-4.24	74.0	26.89	Peak	332.00	100	Horizontal	Pass
2**	4331.250	37.33	-4.24	54.0	16.67	AV	332.00	100	Horizontal	Pass
3	5768.750	98.80	-0.75	--	--	Peak	332.00	200	Horizontal	N/A
3**	5768.750	91.00	-0.75	--	--	AV	332.00	200	Horizontal	N/A
4	7511.250	53.64	1.70	74.0	20.36	Peak	277.00	400	Horizontal	Pass
4**	7511.250	44.57	1.70	54.0	9.43	AV	277.00	400	Horizontal	Pass
5	11089.162	51.28	-1.21	74.0	22.72	Peak	344.00	150	Horizontal	Pass
5**	11089.162	41.98	-1.21	54.0	12.02	AV	344.00	150	Horizontal	Pass
6	16145.175	51.60	-0.74	74.0	22.40	Peak	20.00	400	Horizontal	Pass
6**	16145.175	42.43	-0.74	54.0	11.57	AV	20.00	400	Horizontal	Pass

11ac80, U-NII-3, 1 GHz to 18 GHz, Middle Channel, ANT V

No.	Frequency (MHz)	Results (dBuV/m)	Factor (dB)	Limit (dBuV/m)	Margin (dB)	Detector	Table (Degree)	Height (cm)	Antenna	Verdict
1	1610.300	38.96	-16.76	74.0	35.04	Peak	214.00	400	Vertical	Pass
1**	1610.300	28.84	-16.76	54.0	25.16	AV	214.00	400	Vertical	Pass
2	4249.750	47.35	-4.29	74.0	26.65	Peak	332.00	400	Vertical	Pass
2**	4249.750	38.22	-4.29	54.0	15.78	AV	332.00	400	Vertical	Pass
3	5768.000	90.43	-0.76	--	--	Peak	308.00	150	Vertical	N/A
3**	5768.000	82.96	-0.76	--	--	AV	308.00	150	Vertical	N/A
4	7498.750	54.02	1.02	74.0	19.98	Peak	228.00	400	Vertical	Pass
4**	7498.750	44.43	1.02	54.0	9.57	AV	228.00	400	Vertical	Pass
5	11126.450	52.01	-0.98	74.0	21.99	Peak	153.00	200	Vertical	Pass
5**	11126.450	42.35	-0.98	54.0	11.65	AV	153.00	200	Vertical	Pass
6	16119.451	51.73	-0.24	74.0	22.27	Peak	269.00	400	Vertical	Pass
6**	16119.451	42.51	-0.24	54.0	11.49	AV	269.00	400	Vertical	Pass

11a, U-NII-2C&U-NII-3, 1 GHz to 18 GHz, 144 Channel, ANT H

No.	Frequency (MHz)	Results (dBuV/m)	Factor (dB)	Limit (dBuV/m)	Margin (dB)	Detector	Table (Degree)	Height (cm)	Antenna	Verdict
1	1437.600	38.23	-16.75	74.0	35.77	Peak	152.00	200	Horizontal	Pass
1**	1437.600	29.32	-16.75	54.0	24.68	AV	152.00	200	Horizontal	Pass
2	3810.750	47.31	-5.05	74.0	26.69	Peak	332.00	200	Horizontal	Pass
2**	3810.750	37.53	-5.05	54.0	16.47	AV	332.00	200	Horizontal	Pass
3	5721.250	108.51	-1.40	--	--	Peak	85.00	150	Horizontal	N/A
3**	5721.250	100.12	-1.40	--	--	AV	85.00	150	Horizontal	N/A
4	7545.250	53.46	1.77	74.0	20.54	Peak	194.00	300	Horizontal	Pass
4**	7545.250	44.81	1.77	54.0	9.19	AV	194.00	300	Horizontal	Pass
5	11118.850	51.14	-0.99	74.0	22.86	Peak	207.00	200	Horizontal	Pass
5**	11118.850	43.00	-0.99	54.0	11.00	AV	207.00	200	Horizontal	Pass
6	16078.238	51.25	-0.46	74.0	22.75	Peak	116.00	400	Horizontal	Pass
6**	16078.238	41.61	-0.46	54.0	12.39	AV	116.00	400	Horizontal	Pass

11a, U-NII-2C&U-NII-3, 1 GHz to 18 GHz, 144 Channel, ANT V

No.	Frequency (MHz)	Results (dBuV/m)	Factor (dB)	Limit (dBuV/m)	Margin (dB)	Detector	Table (Degree)	Height (cm)	Antenna	Verdict
1	1597.000	38.84	-16.81	74.0	35.16	Peak	360.00	200	Vertical	Pass
1**	1597.000	28.11	-16.81	54.0	25.89	AV	360.00	200	Vertical	Pass
2	4241.500	47.29	-4.50	74.0	26.71	Peak	49.00	200	Vertical	Pass
2**	4241.500	37.68	-4.50	54.0	16.32	AV	49.00	200	Vertical	Pass
3	5719.250	95.51	-1.27	--	--	Peak	116.00	150	Vertical	N/A
3**	5719.250	88.06	-1.27	--	--	AV	116.00	150	Vertical	N/A
4	7510.000	54.02	1.76	74.0	19.98	Peak	350.00	100	Vertical	Pass
4**	7510.000	44.73	1.76	54.0	9.27	AV	350.00	100	Vertical	Pass
5	11050.450	51.33	-1.93	74.0	22.67	Peak	168.00	150	Vertical	Pass
5**	11050.450	42.37	-1.93	54.0	11.63	AV	168.00	150	Vertical	Pass
6	16174.838	51.48	-0.22	74.0	22.52	Peak	332.00	200	Vertical	Pass
6**	16174.838	43.38	-0.22	54.0	10.62	AV	332.00	200	Vertical	Pass

11n20, U-NII-2C&U-NII-3, 1 GHz to 18 GHz, 144 Channel, ANT H

No.	Frequency (MHz)	Results (dBuV/m)	Factor (dB)	Limit (dBuV/m)	Margin (dB)	Detector	Table (Degree)	Height (cm)	Antenna	Verdict
1	1616.100	38.14	-16.64	74.0	35.86	Peak	84.00	200	Horizontal	Pass
1**	1616.100	28.08	-16.64	54.0	25.92	AV	84.00	200	Horizontal	Pass
2	4005.250	47.25	-4.80	74.0	26.75	Peak	332.00	400	Horizontal	Pass
2**	4005.250	37.27	-4.80	54.0	16.73	AV	332.00	400	Horizontal	Pass
3	5717.500	106.80	-1.33	--	--	Peak	72.00	200	Horizontal	N/A
3**	5717.500	99.48	-1.33	--	--	AV	72.00	200	Horizontal	N/A
4	7473.250	53.61	1.86	74.0	20.39	Peak	111.00	200	Horizontal	Pass
4**	7473.250	44.10	1.86	54.0	9.90	AV	111.00	200	Horizontal	Pass
5	11122.888	51.80	-0.98	74.0	22.20	Peak	171.00	150	Horizontal	Pass
5**	11122.888	42.06	-0.98	54.0	11.94	AV	171.00	150	Horizontal	Pass
6	16194.263	52.14	0.26	74.0	21.86	Peak	197.00	100	Horizontal	Pass
6**	16194.263	43.93	0.26	54.0	10.07	AV	197.00	100	Horizontal	Pass

11n20, U-NII-2C&U-NII-3, 1 GHz to 18 GHz, 144 Channel, ANT V

No.	Frequency (MHz)	Results (dBuV/m)	Factor (dB)	Limit (dBuV/m)	Margin (dB)	Detector	Table (Degree)	Height (cm)	Antenna	Verdict
1	1599.700	39.13	-16.85	74.0	34.87	Peak	284.00	100	Vertical	Pass
1**	1599.700	29.84	-16.85	54.0	24.16	AV	284.00	100	Vertical	Pass
2	4218.000	47.95	-4.61	74.0	26.05	Peak	46.00	300	Vertical	Pass
2**	4218.000	38.64	-4.61	54.0	15.36	AV	46.00	300	Vertical	Pass
3	5719.000	95.47	-1.26	--	--	Peak	127.00	100	Vertical	N/A
3**	5719.000	87.32	-1.26	--	--	AV	127.00	100	Vertical	N/A
4	7499.750	53.37	0.98	74.0	20.63	Peak	181.00	400	Vertical	Pass
4**	7499.750	45.18	0.98	54.0	8.82	AV	181.00	400	Vertical	Pass
5	11112.674	51.60	-0.99	74.0	22.40	Peak	243.00	100	Vertical	Pass
5**	11112.674	42.39	-0.99	54.0	11.61	AV	243.00	100	Vertical	Pass
6	16193.738	51.76	0.25	74.0	22.24	Peak	231.00	400	Vertical	Pass
6**	16193.738	43.49	0.25	54.0	10.51	AV	231.00	400	Vertical	Pass

11n40, U-NII-2C&U-NII-3, 1 GHz to 18 GHz, 142 Channel, ANT H

No.	Frequency (MHz)	Results (dBuV/m)	Factor (dB)	Limit (dBuV/m)	Margin (dB)	Detector	Table (Degree)	Height (cm)	Antenna	Verdict
1	1516.600	38.61	-16.68	74.0	35.39	Peak	227.00	100	Horizontal	Pass
1**	1516.600	28.48	-16.68	54.0	25.52	AV	227.00	100	Horizontal	Pass
2	4165.750	47.62	-4.70	74.0	26.38	Peak	33.00	200	Horizontal	Pass
2**	4165.750	37.68	-4.70	54.0	16.32	AV	33.00	200	Horizontal	Pass
3	5706.000	104.34	-1.48	--	--	Peak	72.00	200	Horizontal	N/A
3**	5706.000	96.51	-1.48	--	--	AV	72.00	200	Horizontal	N/A
4	7518.500	54.06	1.99	74.0	19.94	Peak	352.00	300	Horizontal	Pass
4**	7518.500	44.34	1.99	54.0	9.66	AV	352.00	300	Horizontal	Pass
5	11092.013	51.55	-1.16	74.0	22.45	Peak	332.00	100	Horizontal	Pass
5**	11092.013	41.50	-1.16	54.0	12.50	AV	332.00	100	Horizontal	Pass
6	16178.775	52.00	-0.12	74.0	22.00	Peak	15.00	100	Horizontal	Pass
6**	16178.775	43.88	-0.12	54.0	10.12	AV	15.00	100	Horizontal	Pass

11n40, U-NII-2C&U-NII-3, 1 GHz to 18 GHz, 142 Channel, ANT V

No.	Frequency (MHz)	Results (dBuV/m)	Factor (dB)	Limit (dBuV/m)	Margin (dB)	Detector	Table (Degree)	Height (cm)	Antenna	Verdict
1	1442.700	38.80	-16.44	74.0	35.20	Peak	66.00	200	Vertical	Pass
1**	1442.700	29.42	-16.44	54.0	24.58	AV	66.00	200	Vertical	Pass
2	3615.750	47.54	-6.03	74.0	26.46	Peak	264.00	200	Vertical	Pass
2**	3615.750	37.16	-6.03	54.0	16.84	AV	264.00	200	Vertical	Pass
3	5718.250	91.75	-1.26	--	--	Peak	114.00	150	Vertical	N/A
3**	5718.250	82.87	-1.26	--	--	AV	114.00	150	Vertical	N/A
4	7475.250	53.60	1.99	74.0	20.40	Peak	85.00	200	Vertical	Pass
4**	7475.250	44.94	1.99	54.0	9.06	AV	85.00	200	Vertical	Pass
5	11110.537	51.88	-1.00	74.0	22.12	Peak	54.00	150	Vertical	Pass
5**	11110.537	42.38	-1.00	54.0	11.62	AV	54.00	150	Vertical	Pass
6	16170.112	51.38	-0.34	74.0	22.62	Peak	285.00	100	Vertical	Pass
6**	16170.112	42.37	-0.34	54.0	11.63	AV	285.00	100	Vertical	Pass

11ac20, U-NII-2C&U-NII-3, 1 GHz to 18 GHz, 144 Channel, ANT H

No.	Frequency (MHz)	Results (dBuV/m)	Factor (dB)	Limit (dBuV/m)	Margin (dB)	Detector	Table (Degree)	Height (cm)	Antenna	Verdict
1	1565.300	38.52	-16.79	74.0	35.48	Peak	25.00	200	Horizontal	Pass
1**	1565.300	29.26	-16.79	54.0	24.74	AV	25.00	200	Horizontal	Pass
2	4269.000	47.13	-3.81	74.0	26.87	Peak	264.00	300	Horizontal	Pass
2**	4269.000	38.11	-3.81	54.0	15.89	AV	264.00	300	Horizontal	Pass
3	5719.250	106.74	-1.27	--	--	Peak	72.00	100	Horizontal	N/A
3**	5719.250	100.02	-1.27	--	--	AV	72.00	100	Horizontal	N/A
4	7516.500	53.46	2.04	74.0	20.54	Peak	31.00	200	Horizontal	Pass
4**	7516.500	44.68	2.04	54.0	9.32	AV	31.00	200	Horizontal	Pass
5	11114.338	51.53	-0.99	74.0	22.47	Peak	360.00	100	Horizontal	Pass
5**	11114.338	42.40	-0.99	54.0	11.60	AV	360.00	100	Horizontal	Pass
6	16199.775	52.29	0.40	74.0	21.71	Peak	199.00	300	Horizontal	Pass
6**	16199.775	42.72	0.40	54.0	11.28	AV	199.00	300	Horizontal	Pass

11a20, U-NII-2C&U-NII-3, 1 GHz to 18 GHz, 144 Channel, ANT V

No.	Frequency (MHz)	Results (dBuV/m)	Factor (dB)	Limit (dBuV/m)	Margin (dB)	Detector	Table (Degree)	Height (cm)	Antenna	Verdict
1	1495.400	39.76	-16.82	74.0	34.24	Peak	292.00	300	Vertical	Pass
1**	1495.400	28.32	-16.82	54.0	25.68	AV	292.00	300	Vertical	Pass
2	4275.750	47.24	-4.20	74.0	26.76	Peak	168.00	300	Vertical	Pass
2**	4275.750	37.98	-4.20	54.0	16.02	AV	168.00	300	Vertical	Pass
3	5723.000	94.66	-1.60	--	--	Peak	116.00	150	Vertical	N/A
3**	5723.000	87.66	-1.60	--	--	AV	116.00	150	Vertical	N/A
4	7512.250	53.79	1.71	74.0	20.21	Peak	332.00	100	Vertical	Pass
4**	7512.250	45.01	1.71	54.0	8.99	AV	332.00	100	Vertical	Pass
5	11197.700	51.48	-1.76	74.0	22.52	Peak	332.00	100	Vertical	Pass
5**	11197.700	41.52	-1.76	54.0	12.48	AV	332.00	100	Vertical	Pass
6	16179.826	51.82	-0.10	74.0	22.18	Peak	363.00	400	Vertical	Pass
6**	16179.826	42.76	-0.10	54.0	11.24	AV	363.00	400	Vertical	Pass

11ac40, U-NII-2C&U-NII-3, 1 GHz to 18 GHz, 142 Channel, ANT H

No.	Frequency (MHz)	Results (dBuV/m)	Factor (dB)	Limit (dBuV/m)	Margin (dB)	Detector	Table (Degree)	Height (cm)	Antenna	Verdict
1	1539.800	38.42	-16.51	74.0	35.58	Peak	-2.00	300	Horizontal	Pass
1**	1539.800	28.79	-16.51	54.0	25.21	AV	-2.00	300	Horizontal	Pass
2	4150.000	47.29	-4.95	74.0	26.71	Peak	272.00	100	Horizontal	Pass
2**	4150.000	38.08	-4.95	54.0	15.92	AV	272.00	100	Horizontal	Pass
3	5715.250	103.63	-1.44	--	--	Peak	72.00	150	Horizontal	N/A
3**	5715.250	95.65	-1.44	--	--	AV	72.00	150	Horizontal	N/A
4	7563.750	53.63	1.19	74.0	20.37	Peak	332.00	100	Horizontal	Pass
4**	7563.750	44.44	1.19	54.0	9.56	AV	332.00	100	Horizontal	Pass
5	11123.125	51.59	-0.98	74.0	22.41	Peak	332.00	100	Horizontal	Pass
5**	11123.125	42.61	-0.98	54.0	11.39	AV	332.00	100	Horizontal	Pass
6	16197.412	51.92	0.34	74.0	22.08	Peak	332.00	200	Horizontal	Pass
6**	16197.412	42.66	0.34	54.0	11.34	AV	332.00	200	Horizontal	Pass

11ac40, U-NII-2C&U-NII-3, 1 GHz to 18 GHz, 142 Channel, ANT V

No.	Frequency (MHz)	Results (dBuV/m)	Factor (dB)	Limit (dBuV/m)	Margin (dB)	Detector	Table (Degree)	Height (cm)	Antenna	Verdict
1	1494.300	39.98	-16.88	74.0	34.02	Peak	300.00	400	Vertical	Pass
1**	1494.300	28.09	-16.88	54.0	25.91	AV	300.00	400	Vertical	Pass
2	4245.500	47.42	-4.25	74.0	26.58	Peak	339.00	300	Vertical	Pass
2**	4245.500	39.16	-4.25	54.0	14.84	AV	339.00	300	Vertical	Pass
3	5703.750	92.53	-1.55	--	--	Peak	116.00	200	Vertical	N/A
3**	5703.750	83.14	-1.55	--	--	AV	116.00	200	Vertical	N/A
4	7562.750	53.27	1.15	74.0	20.73	Peak	355.00	400	Vertical	Pass
4**	7562.750	44.03	1.15	54.0	9.97	AV	355.00	400	Vertical	Pass
5	11144.974	51.71	-0.95	74.0	22.29	Peak	360.00	100	Vertical	Pass
5**	11144.974	41.95	-0.95	54.0	12.05	AV	360.00	100	Vertical	Pass
6	16165.913	52.56	-0.44	74.0	21.44	Peak	332.00	200	Vertical	Pass
6**	16165.913	42.28	-0.44	54.0	11.72	AV	332.00	200	Vertical	Pass

11ac80, U-NII-2C&U-NII-3, 1 GHz to 18 GHz, 138 Channel, ANT H

No.	Frequency (MHz)	Results (dBuV/m)	Factor (dB)	Limit (dBuV/m)	Margin (dB)	Detector	Table (Degree)	Height (cm)	Antenna	Verdict
1	1525.100	38.11	-16.73	74.0	35.89	Peak	71.00	300	Horizontal	Pass
1**	1525.100	28.28	-16.73	54.0	25.72	AV	71.00	300	Horizontal	Pass
2	4096.000	47.30	-4.73	74.0	26.70	Peak	18.00	200	Horizontal	Pass
2**	4096.000	38.23	-4.73	54.0	15.77	AV	18.00	200	Horizontal	Pass
3	5694.000	100.23	-1.67	--	--	Peak	327.00	150	Horizontal	N/A
3**	5694.000	91.33	-1.67	--	--	AV	327.00	150	Horizontal	N/A
4	7473.500	53.83	1.85	74.0	20.17	Peak	332.00	300	Horizontal	Pass
4**	7473.500	44.79	1.85	54.0	9.21	AV	332.00	300	Horizontal	Pass
5	11126.925	51.20	-0.98	74.0	22.80	Peak	77.00	150	Horizontal	Pass
5**	11126.925	42.41	-0.98	54.0	11.59	AV	77.00	150	Horizontal	Pass
6	16192.950	52.10	0.23	74.0	21.90	Peak	153.00	100	Horizontal	Pass
6**	16192.950	43.50	0.23	54.0	10.50	AV	153.00	100	Horizontal	Pass

11ac80, U-NII-2C&U-NII-3, 1 GHz to 18 GHz, 138 Channel, ANT V

No.	Frequency (MHz)	Results (dBuV/m)	Factor (dB)	Limit (dBuV/m)	Margin (dB)	Detector	Table (Degree)	Height (cm)	Antenna	Verdict
1	1570.000	39.16	-16.61	74.0	34.84	Peak	219.00	100	Vertical	Pass
1**	1570.000	28.88	-16.61	54.0	25.12	AV	219.00	100	Vertical	Pass
2	3605.750	47.88	-5.88	74.0	26.12	Peak	262.00	300	Vertical	Pass
2**	3605.750	37.47	-5.88	54.0	16.53	AV	262.00	300	Vertical	Pass
3	5683.750	88.62	-1.43	--	--	Peak	116.00	150	Vertical	N/A
3**	5683.750	80.71	-1.43	--	--	AV	116.00	150	Vertical	N/A
4	7510.000	53.76	1.76	74.0	20.24	Peak	46.00	300	Vertical	Pass
4**	7510.000	44.85	1.76	54.0	9.15	AV	46.00	300	Vertical	Pass
5	11063.276	51.73	-1.69	74.0	22.27	Peak	352.00	200	Vertical	Pass
5**	11063.276	41.76	-1.69	54.0	12.24	AV	352.00	200	Vertical	Pass
6	16191.112	51.62	0.18	74.0	22.38	Peak	171.00	200	Vertical	Pass
6**	16191.112	42.88	0.18	54.0	11.12	AV	171.00	200	Vertical	Pass

A.6.2 Band Edge (Restricted-band)

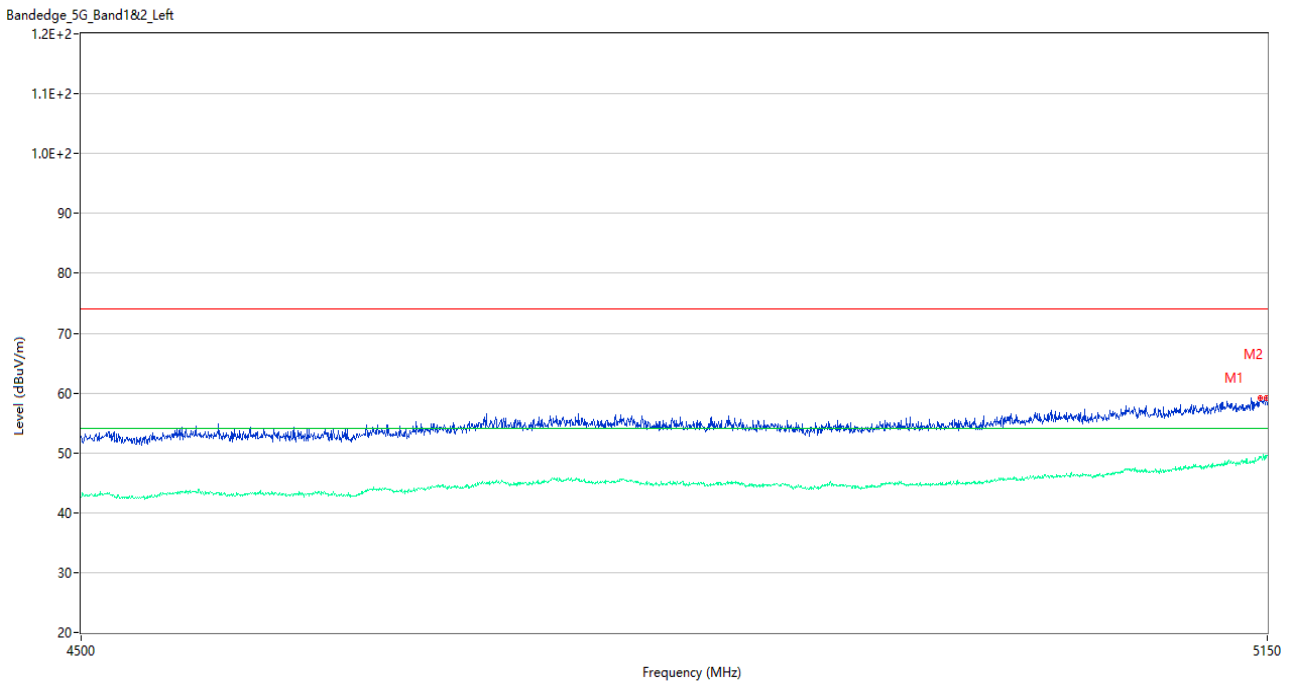
Test Band	Mode	Channel	Verdict
U-NII-1	802.11a	Low	Pass
		High	Pass
	802.11n(HT20)	Low	Pass
		High	Pass
	802.11n(HT40)	Low	Pass
		High	Pass
	802.11ac(VHT20)	Low	Pass
		High	Pass
	802.11ac(VHT40)	Low	Pass
		High	Pass
802.11ac(VHT80)	Middle	Pass	
U-NII-2A	802.11a	Low	Pass
		High	Pass
	802.11n(HT20)	Low	Pass
		High	Pass
	802.11n(HT40)	Low	Pass
		High	Pass
	802.11ac(VHT20)	Low	Pass
		High	Pass
	802.11ac(VHT40)	Low	Pass
		High	Pass
802.11ac(VHT80)	Middle	Pass	
U-NII-2C	802.11a	Low	Pass
		High	Pass
	802.11n(HT20)	Low	Pass
		High	Pass
	802.11n(HT40)	Low	Pass
		High	Pass
	802.11ac(VHT20)	Low	Pass
		High	Pass
	802.11ac(VHT40)	Low	Pass
		High	Pass
802.11ac(VHT80)	Low	Pass	
	High	Pass	
U-NII-3	802.11a	Low	Pass
		High	Pass
	802.11n(HT20)	Low	Pass
		High	Pass
	802.11n(HT40)	Low	Pass
		High	Pass

	802.11ac(VHT20)	Low	Pass
		High	Pass
	802.11ac(VHT40)	Low	Pass
		High	Pass
	802.11ac(VHT80)	Middle	Pass

Test Band	Mode	Channel	Verdict
U-NII-2C & U-NII-3	802.11a	144	Pass
	802.11n(HT20)	144	Pass
	802.11n(HT40)	142	Pass
	802.11ac(VHT20)	144	Pass
	802.11ac(VHT40)	142	Pass
	802.11ac(VHT80)	138	Pass

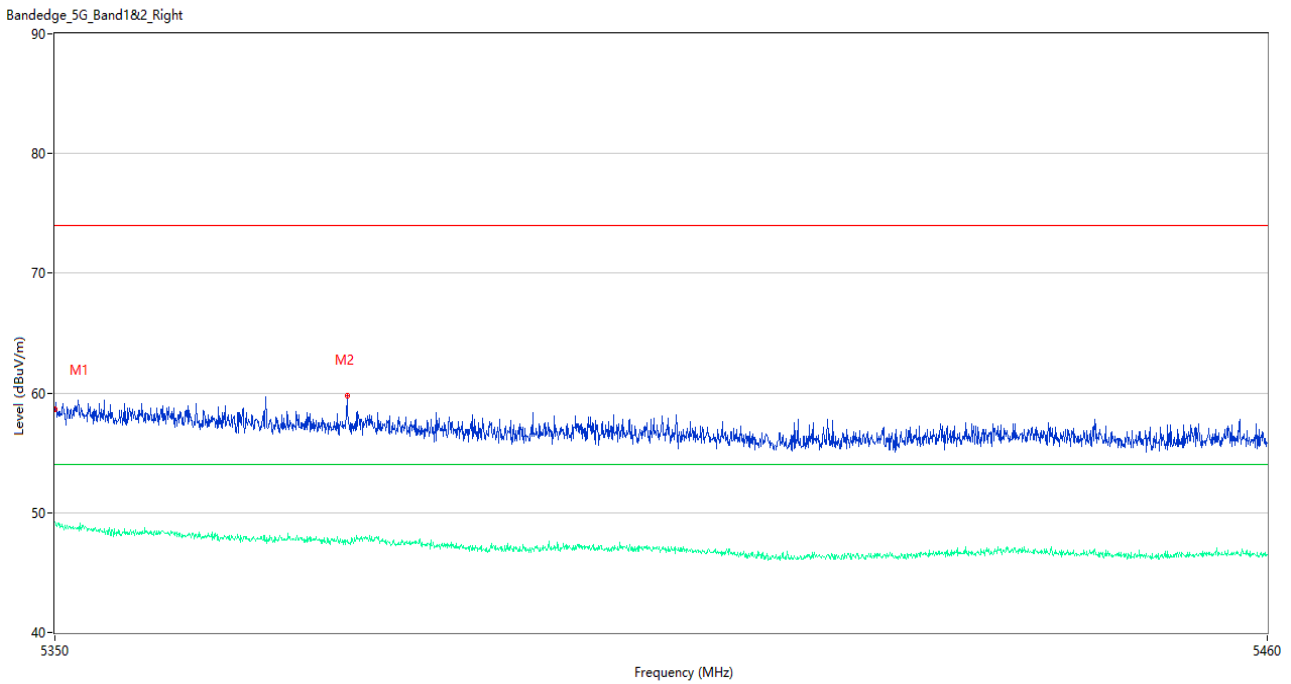
Test Data and Plots

U-NII-1 11a CH36



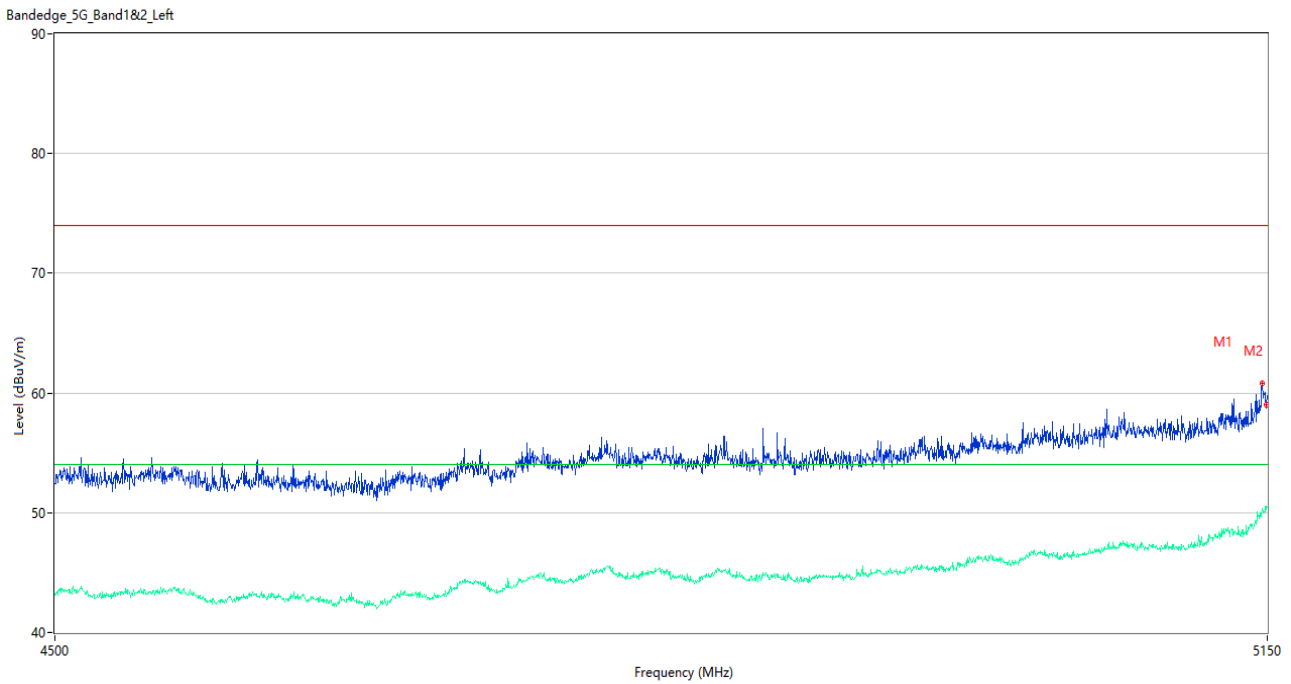
No.	Frequency (MHz)	Results (dBuV/m)	Factor (dB)	Limit (dBuV/m)	Margin (dB)	Detector	Table (Degree)	Height (cm)	Antenna	Verdict
1	5146.100	59.13	4.07	74.0	14.87	Peak	360.00	150	Horizontal	Pass
1**	5146.100	49.27	4.07	54.0	4.73	AV	360.00	150	Horizontal	Pass
2	5149.675	59.10	4.06	74.0	14.90	Peak	259.00	200	Horizontal	Pass
2**	5149.675	49.20	4.06	54.0	4.80	AV	259.00	200	Horizontal	Pass

U-NII-1 11a CH48



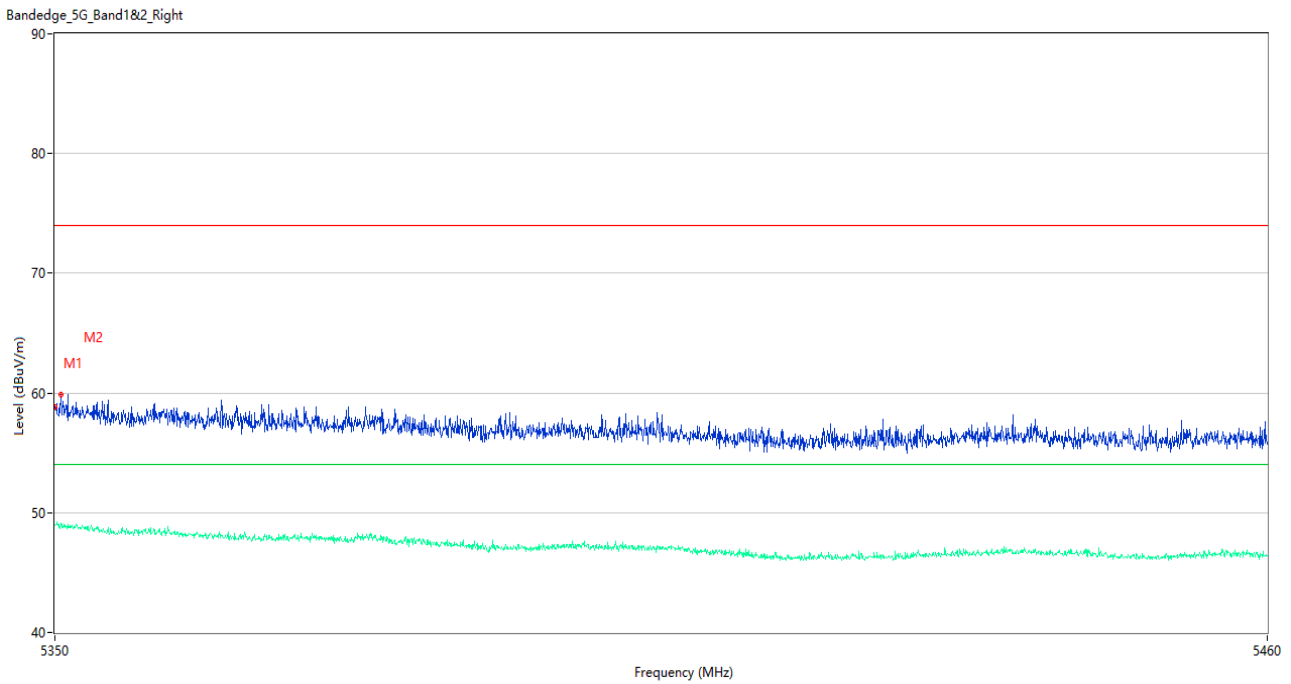
No.	Frequency (MHz)	Results (dBuV/m)	Factor (dB)	Limit (dBuV/m)	Margin (dB)	Detector	Table (Degree)	Height (cm)	Antenna	Verdict
1	5350.000	58.66	5.11	74.0	15.34	Peak	169.00	150	Horizontal	Pass
1**	5350.000	49.24	5.11	54.0	4.76	AV	169.00	150	Horizontal	Pass
2	5376.290	59.73	4.58	74.0	14.27	Peak	261.00	100	Horizontal	Pass
2**	5376.290	47.55	4.58	54.0	6.45	AV	261.00	100	Horizontal	Pass

U-NII-1 11n20 CH36



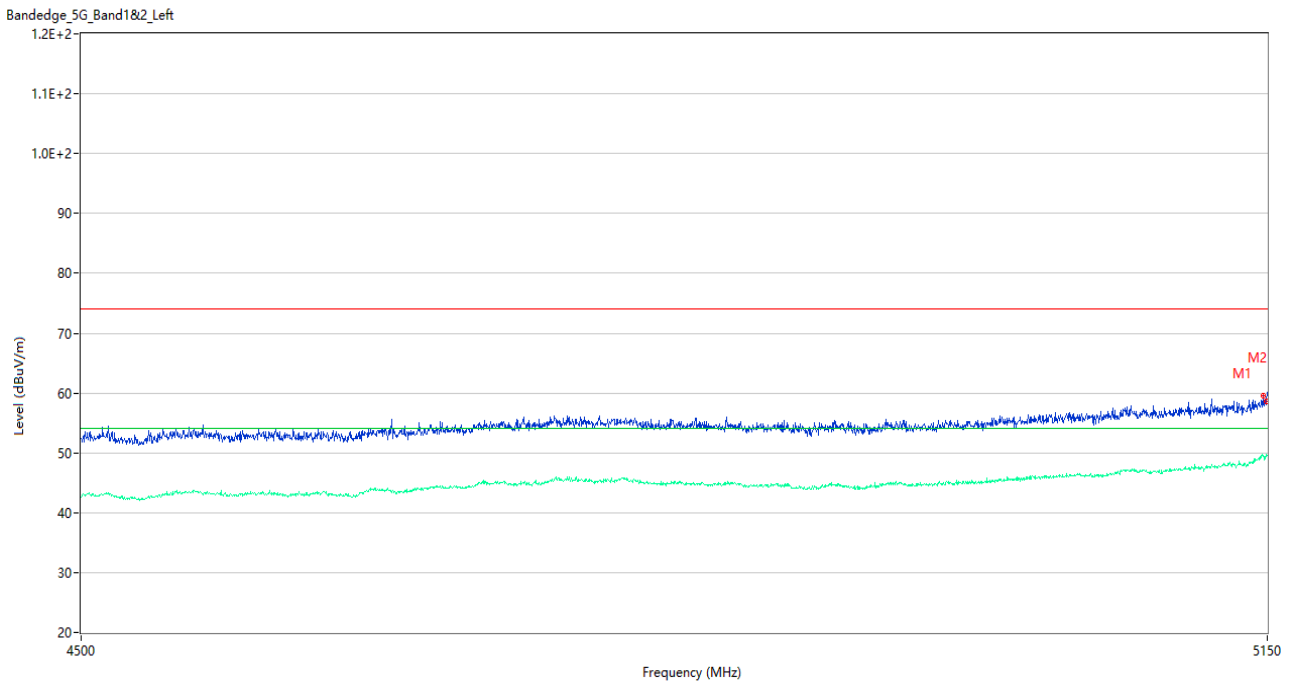
No.	Frequency (MHz)	Results (dBuV/m)	Factor (dB)	Limit (dBuV/m)	Margin (dB)	Detector	Table (Degree)	Height (cm)	Antenna	Verdict
1	5147.075	60.81	4.12	74.0	13.19	Peak	76.00	100	Horizontal	Pass
1**	5147.075	50.38	4.12	54.0	3.62	AV	76.00	100	Horizontal	Pass
2	5149.675	58.99	4.06	74.0	15.01	Peak	71.00	100	Horizontal	Pass
2**	5149.675	50.27	4.06	54.0	3.73	AV	71.00	100	Horizontal	Pass

U-NII-1 11n20 CH48



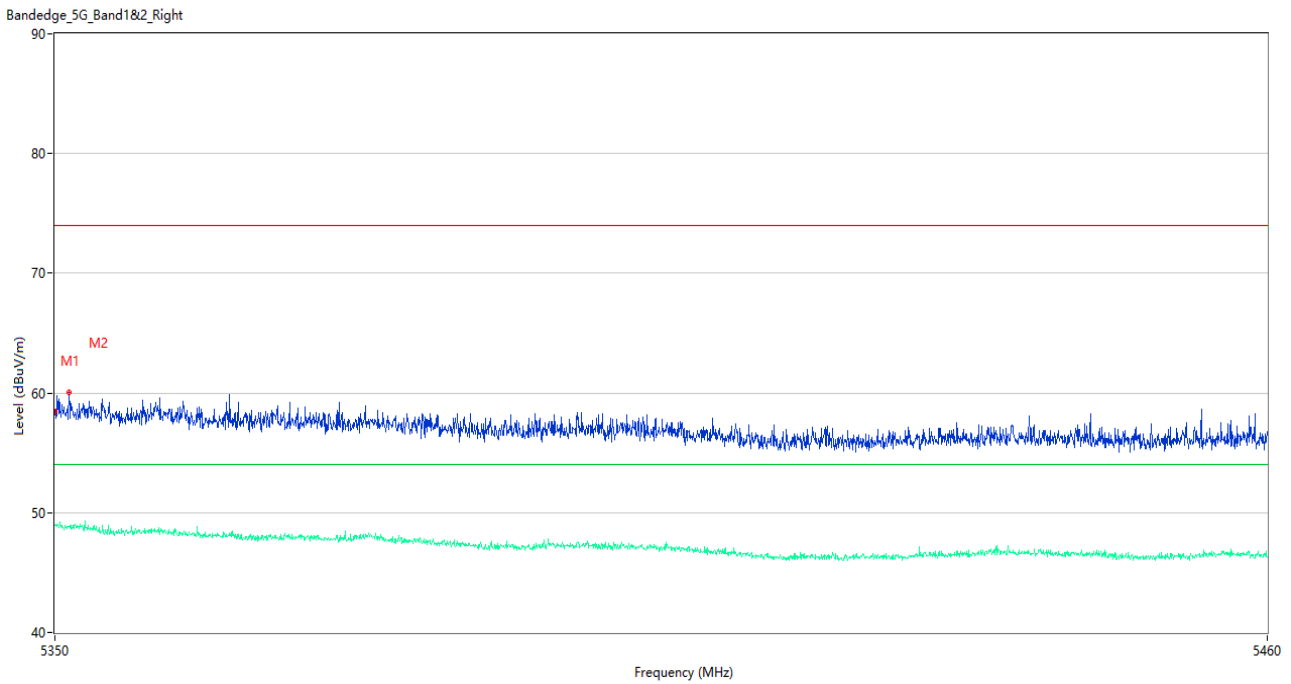
No.	Frequency (MHz)	Results (dBuV/m)	Factor (dB)	Limit (dBuV/m)	Margin (dB)	Detector	Table (Degree)	Height (cm)	Antenna	Verdict
1	5350.000	58.81	5.11	74.0	15.19	Peak	138.00	150	Horizontal	Pass
1**	5350.000	48.99	5.11	54.0	5.01	AV	138.00	150	Horizontal	Pass
2	5350.550	59.89	5.04	74.0	14.11	Peak	253.00	200	Horizontal	Pass
2**	5350.550	49.10	5.04	54.0	4.90	AV	253.00	200	Horizontal	Pass

U-NII-1 11n40 CH38



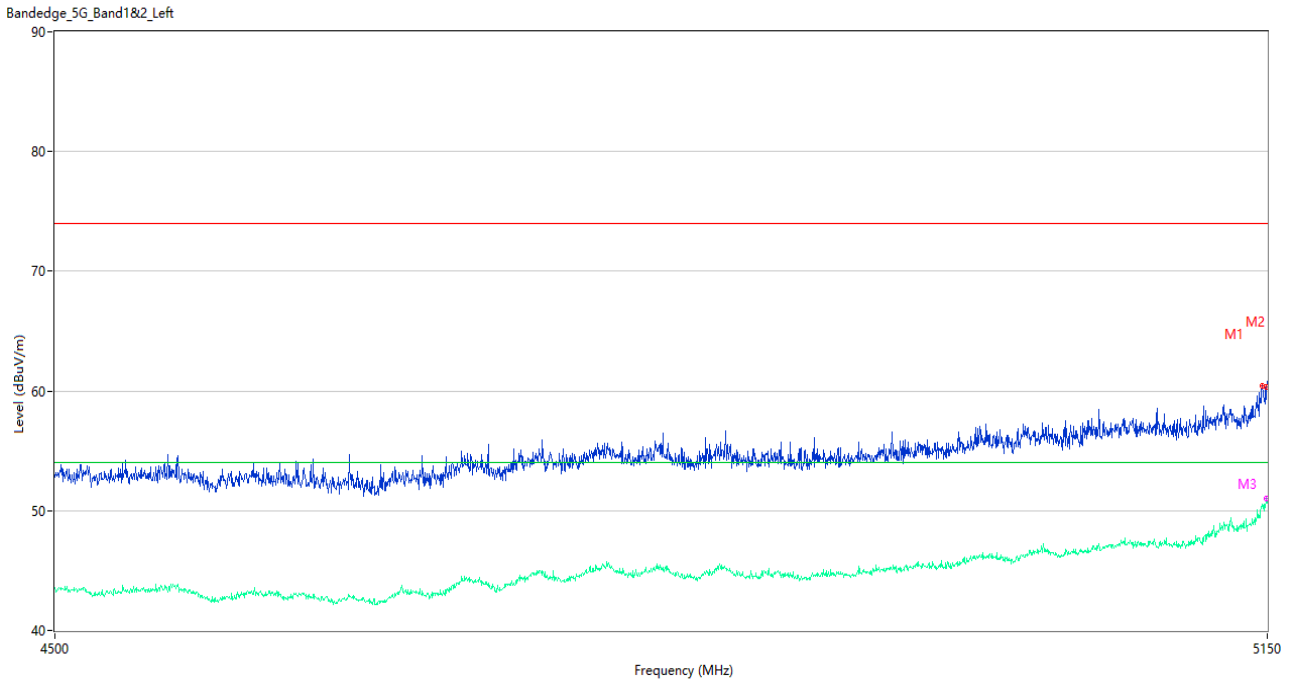
No.	Frequency (MHz)	Results (dBuV/m)	Factor (dB)	Limit (dBuV/m)	Margin (dB)	Detector	Table (Degree)	Height (cm)	Antenna	Verdict
1	5147.400	59.60	4.11	74.0	14.40	Peak	262.00	200	Horizontal	Pass
1**	5147.400	49.48	4.11	54.0	4.52	AV	262.00	200	Horizontal	Pass
2	5149.675	58.57	4.06	74.0	15.43	Peak	260.00	150	Horizontal	Pass
2**	5149.675	49.79	4.06	54.0	4.21	AV	260.00	150	Horizontal	Pass

U-NII-1 11n40 CH46



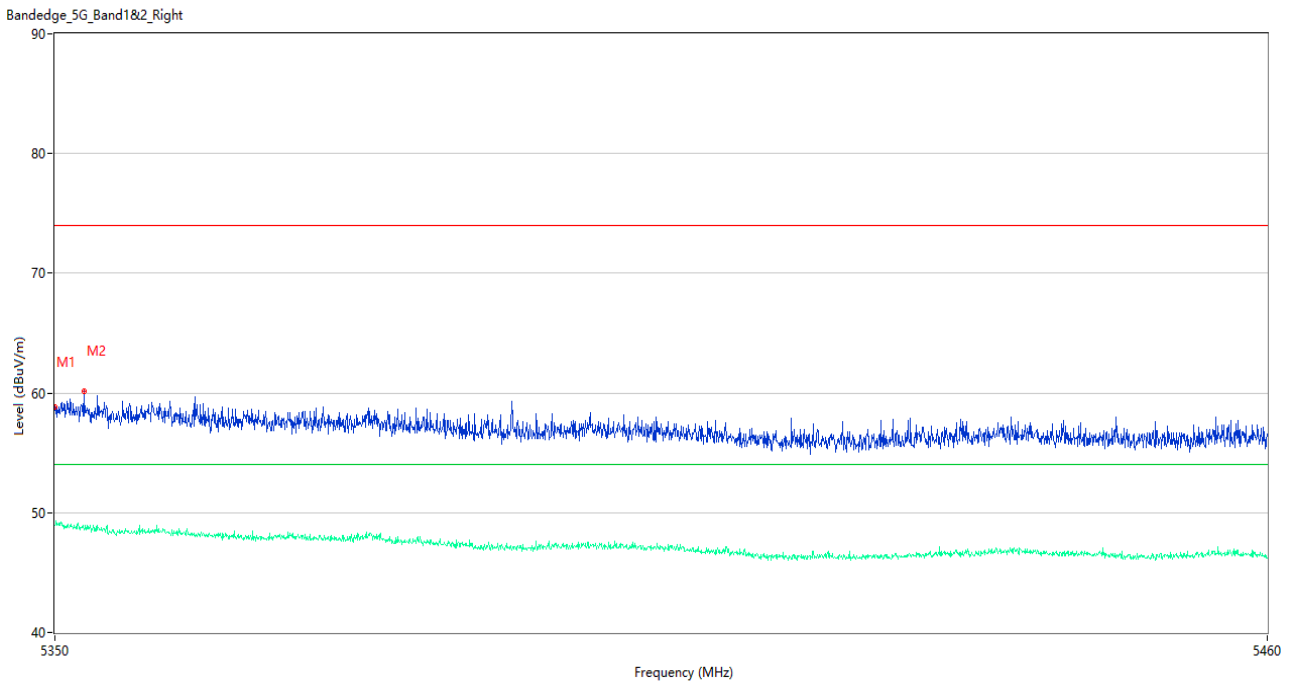
No.	Frequency (MHz)	Results (dBuV/m)	Factor (dB)	Limit (dBuV/m)	Margin (dB)	Detector	Table (Degree)	Height (cm)	Antenna	Verdict
1	5350.000	58.44	5.11	74.0	15.56	Peak	313.00	100	Horizontal	Pass
1**	5350.000	48.96	5.11	54.0	5.04	AV	313.00	100	Horizontal	Pass
2	5351.265	60.02	4.98	74.0	13.98	Peak	3.00	200	Horizontal	Pass
2**	5351.265	48.89	4.98	54.0	5.11	AV	3.00	200	Horizontal	Pass

U-NII-1 11ac20 CH36



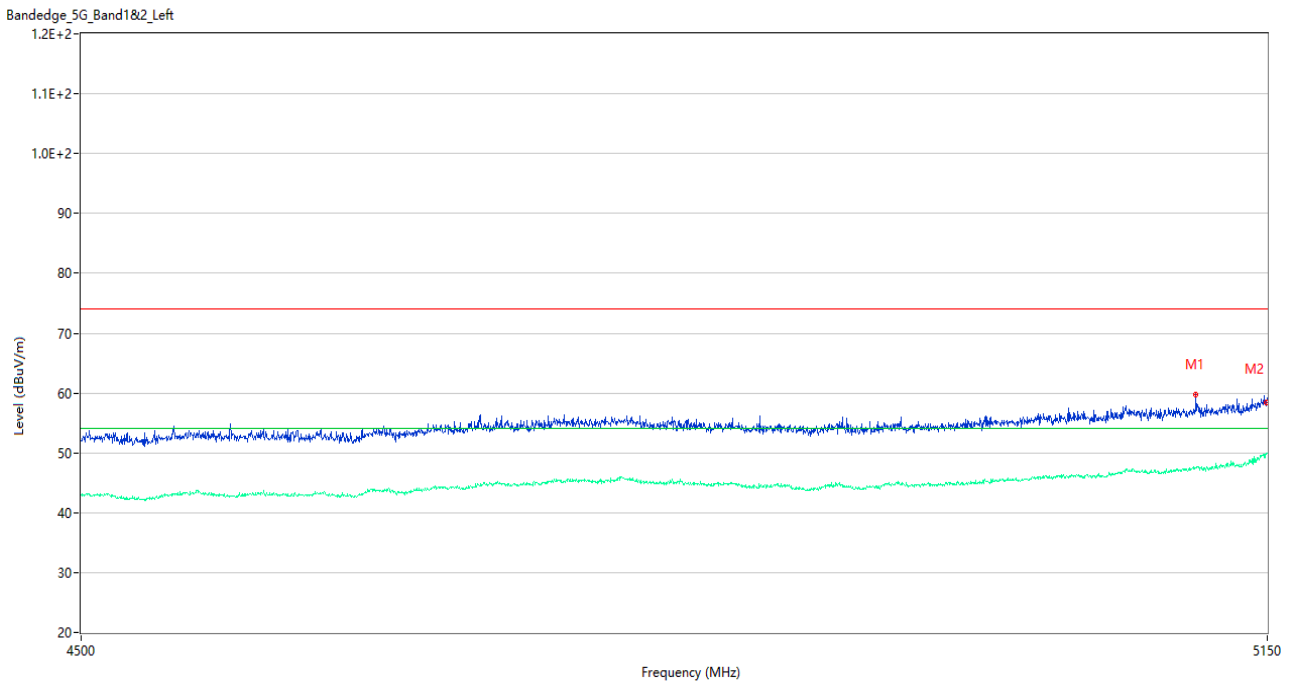
No.	Frequency (MHz)	Results (dBuV/m)	Factor (dB)	Limit (dBuV/m)	Margin (dB)	Detector	Table (Degree)	Height (cm)	Antenna	Verdict
1	5147.075	60.44	4.12	74.0	13.56	Peak	13.00	150	Horizontal	Pass
1**	5147.075	50.52	4.12	54.0	3.48	AV	13.00	150	Horizontal	Pass
2	5149.675	60.30	4.06	74.0	13.70	Peak	84.00	150	Horizontal	Pass
2**	5149.675	51.00	4.06	54.0	3.00	AV	84.00	150	Horizontal	Pass
3	5149.675	60.30	4.06	74.0	13.70	Peak	84.00	150	Horizontal	Pass
3**	5149.675	51.00	4.06	54.0	3.00	AV	84.00	150	Horizontal	Pass

U-NII-1 11ac20 CH48



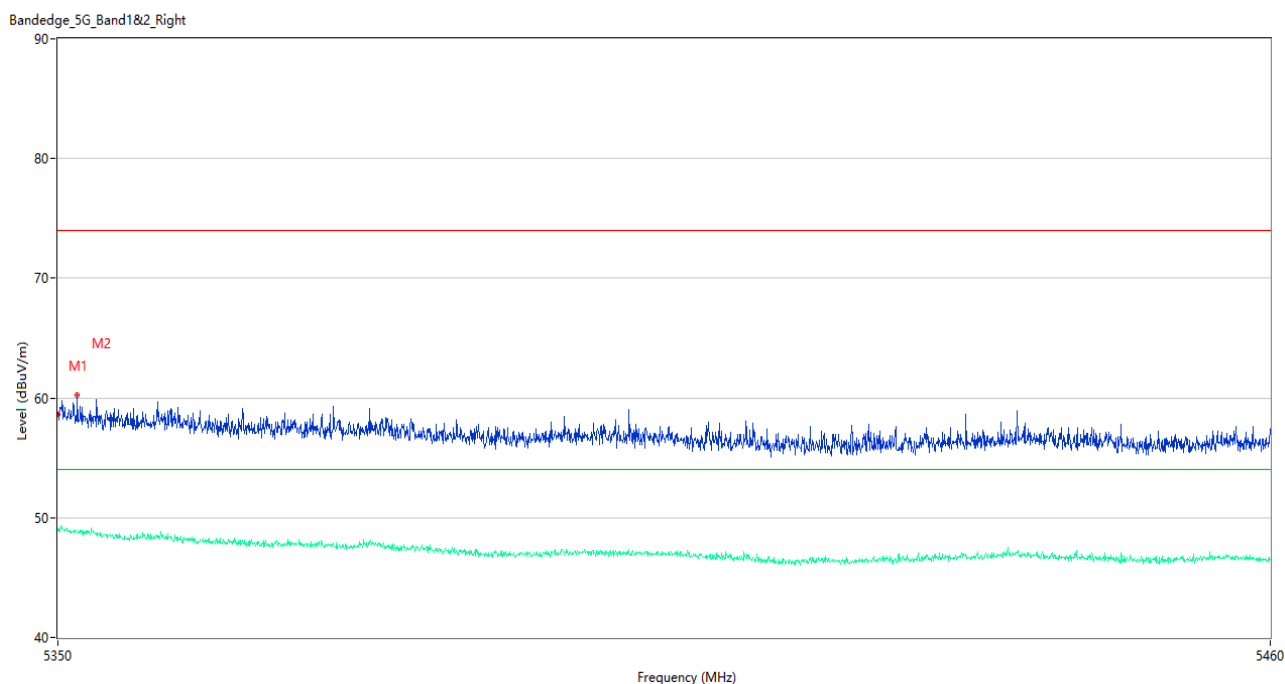
No.	Frequency (MHz)	Results (dBuV/m)	Factor (dB)	Limit (dBuV/m)	Margin (dB)	Detector	Table (Degree)	Height (cm)	Antenna	Verdict
1	5350.000	58.83	5.11	74.0	15.17	Peak	237.00	200	Horizontal	Pass
1**	5350.000	48.92	5.11	54.0	5.08	AV	237.00	200	Horizontal	Pass
2	5352.585	60.15	4.91	74.0	13.85	Peak	125.00	200	Horizontal	Pass
2**	5352.585	48.56	4.91	54.0	5.44	AV	125.00	200	Horizontal	Pass

U-NII-1 11ac40 CH38



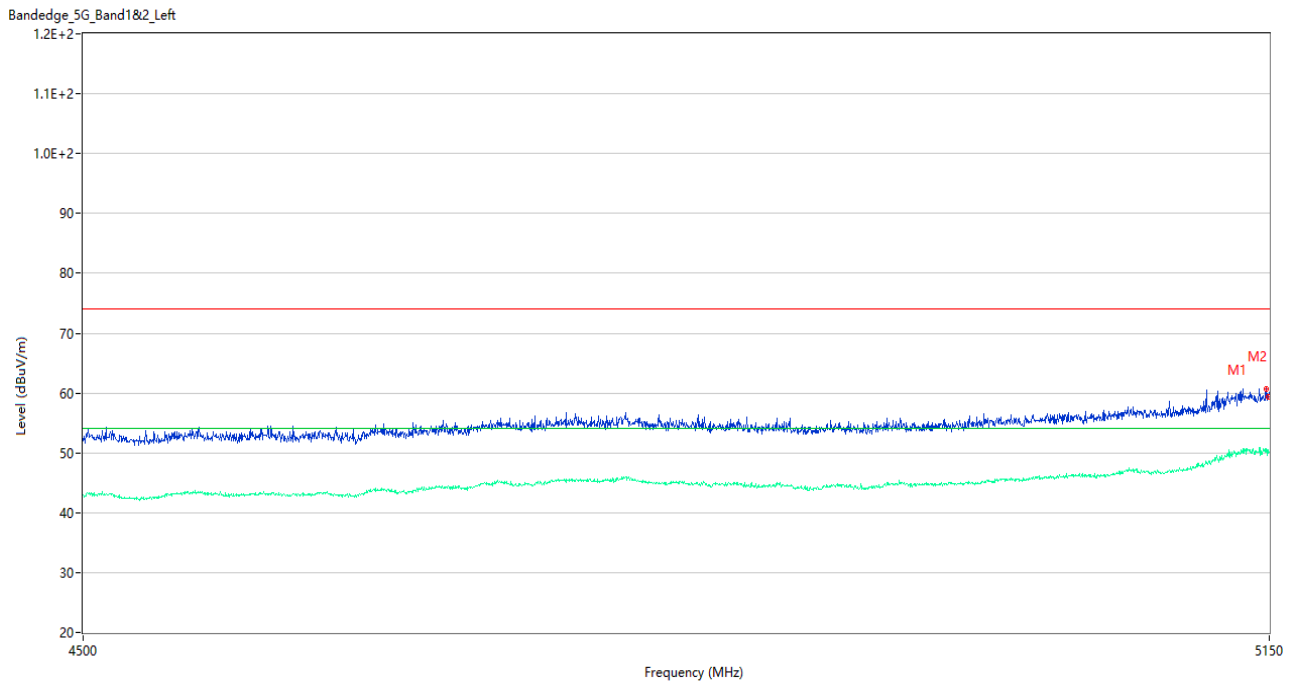
No.	Frequency (MHz)	Results (dBuV/m)	Factor (dB)	Limit (dBuV/m)	Margin (dB)	Detector	Table (Degree)	Height (cm)	Antenna	Verdict
1	5108.400	59.77	4.44	74.0	14.23	Peak	94.00	150	Horizontal	Pass
1**	5108.400	47.55	4.44	54.0	6.45	AV	94.00	150	Horizontal	Pass
2	5149.675	58.45	4.06	74.0	15.55	Peak	273.00	150	Horizontal	Pass
2**	5149.675	49.96	4.06	54.0	4.04	AV	273.00	150	Horizontal	Pass

U-NII-1 11ac40 CH46



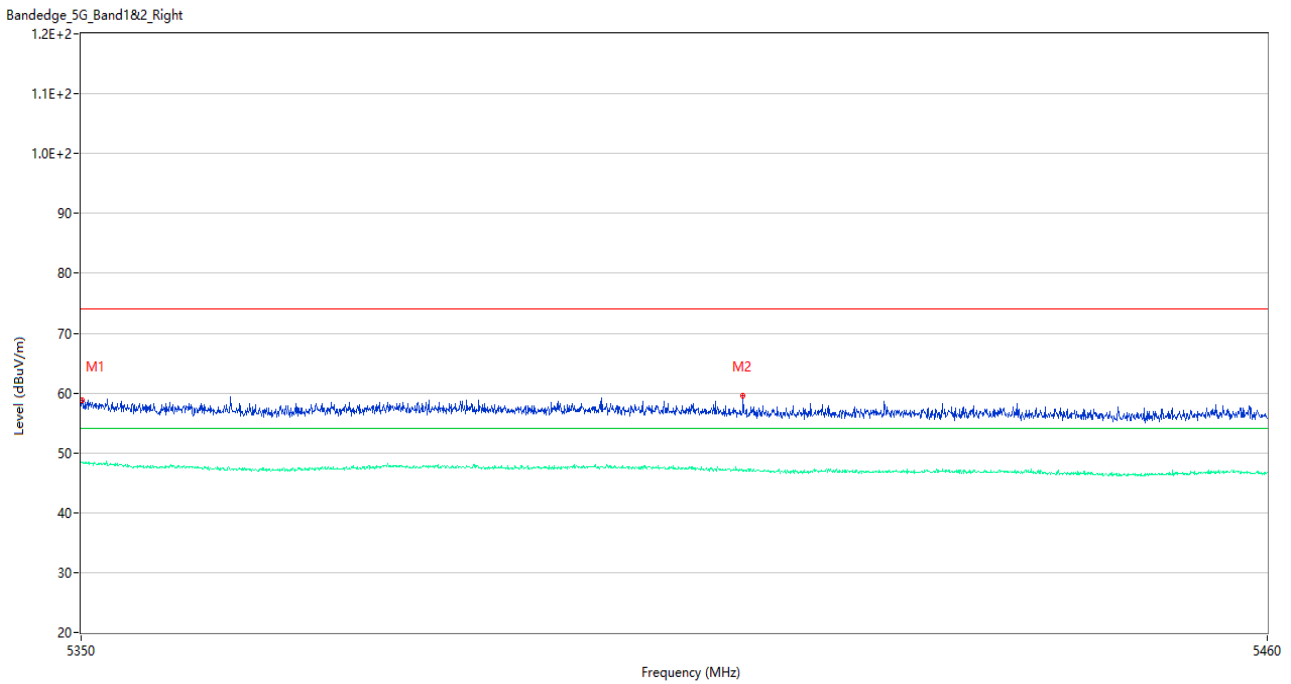
No.	Frequency (MHz)	Results (dBuV/m)	Factor (dB)	Limit (dBuV/m)	Margin (dB)	Detector	Table (Degree)	Height (cm)	Antenna	Verdict
1	5350.000	58.65	5.11	74.0	15.35	Peak	291.00	100	Horizontal	Pass
1**	5350.000	48.95	5.11	54.0	5.05	AV	291.00	100	Horizontal	Pass
2	5351.760	60.21	4.95	74.0	13.79	Peak	25.00	150	Horizontal	Pass
2**	5351.760	48.92	4.95	54.0	5.08	AV	25.00	150	Horizontal	Pass

U-NII-1 11ac80 CH42



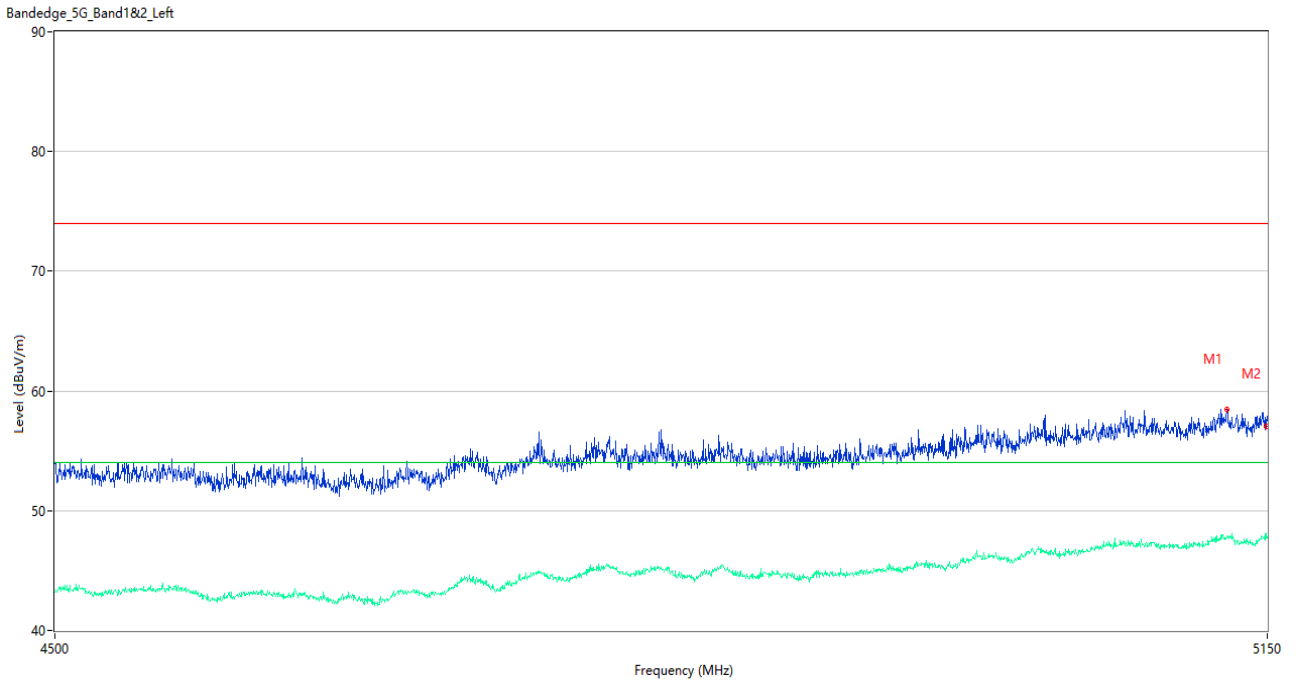
No.	Frequency (MHz)	Results (dBuV/m)	Factor (dB)	Limit (dBuV/m)	Margin (dB)	Detector	Table (Degree)	Height (cm)	Antenna	Verdict
1	5148.375	60.75	4.05	74.0	13.25	Peak	262.00	150	Horizontal	Pass
1**	5148.375	50.61	4.05	54.0	3.39	AV	262.00	150	Horizontal	Pass
2	5149.675	59.29	4.06	74.0	14.71	Peak	273.00	100	Horizontal	Pass
2**	5149.675	49.96	4.06	54.0	4.04	AV	273.00	100	Horizontal	Pass

U-NII-1 11ac80 CH42



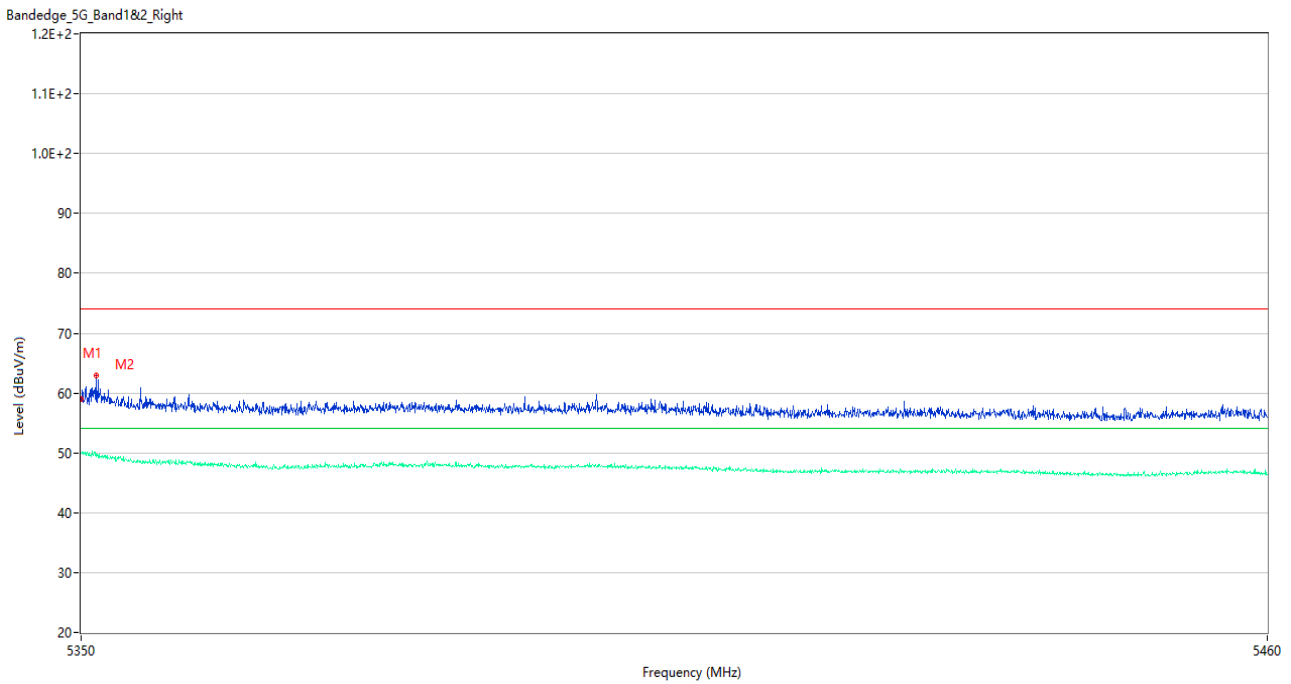
No.	Frequency (MHz)	Results (dBuV/m)	Factor (dB)	Limit (dBuV/m)	Margin (dB)	Detector	Table (Degree)	Height (cm)	Antenna	Verdict
1	5350.055	58.75	5.10	74.0	15.25	Peak	346.00	200	Horizontal	Pass
1**	5350.055	48.35	5.10	54.0	5.65	AV	346.00	200	Horizontal	Pass
2	5411.105	59.49	4.30	74.0	14.51	Peak	190.00	150	Horizontal	Pass
2**	5411.105	47.21	4.30	54.0	6.79	AV	190.00	150	Horizontal	Pass

U-NII-2A 11a CH52



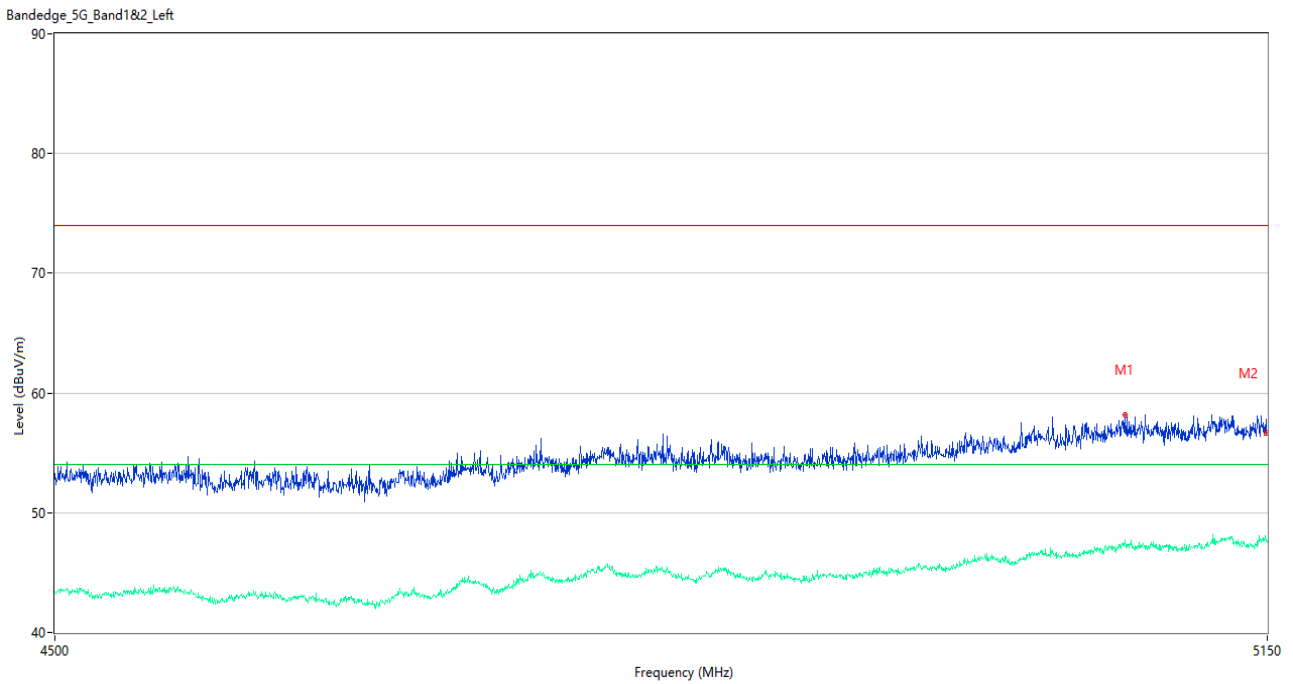
No.	Frequency (MHz)	Results (dBuV/m)	Factor (dB)	Limit (dBuV/m)	Margin (dB)	Detector	Table (Degree)	Height (cm)	Antenna	Verdict
1	5126.925	58.45	4.52	74.0	15.55	Peak	86.00	200	Horizontal	Pass
1**	5126.925	47.91	4.52	54.0	6.09	AV	86.00	200	Horizontal	Pass
2	5149.675	57.06	4.06	74.0	16.94	Peak	161.00	150	Horizontal	Pass
2**	5149.675	48.11	4.06	54.0	5.89	AV	161.00	150	Horizontal	Pass

U-NII-2A 11a CH64



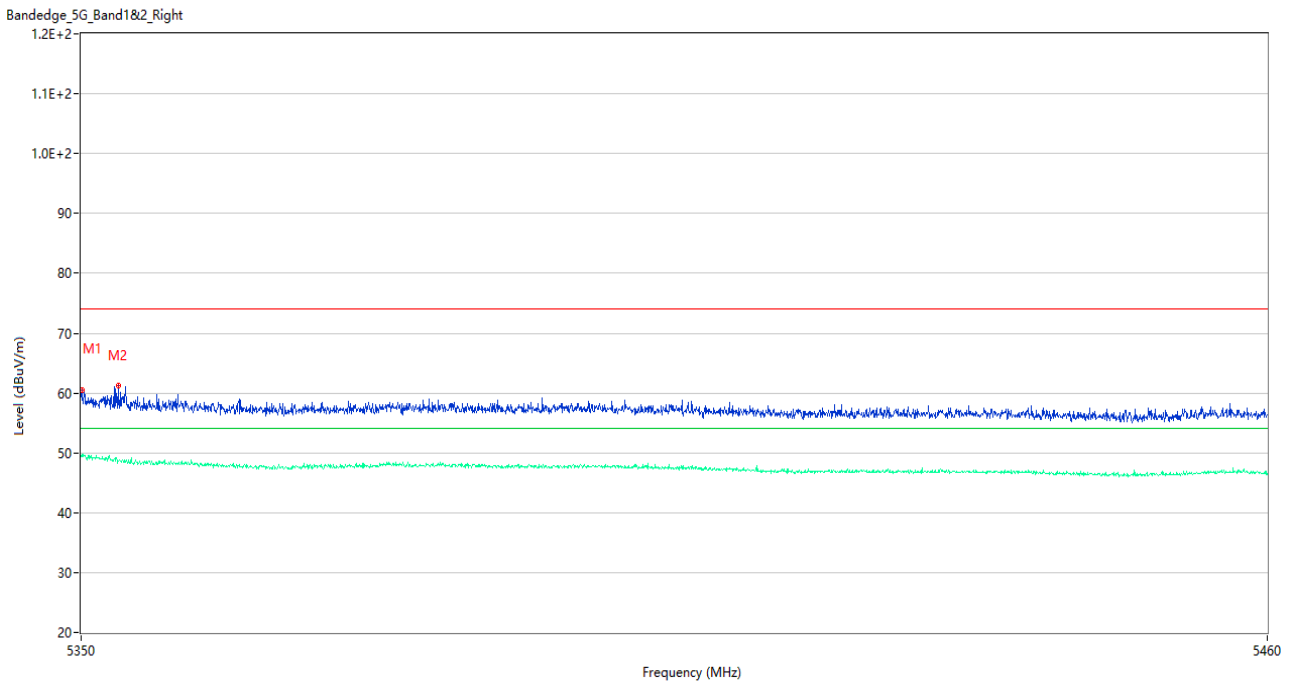
No.	Frequency (MHz)	Results (dBuV/m)	Factor (dB)	Limit (dBuV/m)	Margin (dB)	Detector	Table (Degree)	Height (cm)	Antenna	Verdict
1	5350.000	59.02	5.11	74.0	14.98	Peak	258.00	150	Horizontal	Pass
1**	5350.000	49.87	5.11	54.0	4.13	AV	258.00	150	Horizontal	Pass
2	5351.375	63.00	4.98	74.0	11.00	Peak	263.00	200	Horizontal	Pass
2**	5351.375	49.47	4.98	54.0	4.53	AV	263.00	200	Horizontal	Pass

U-NII-2A 11n20 CH52



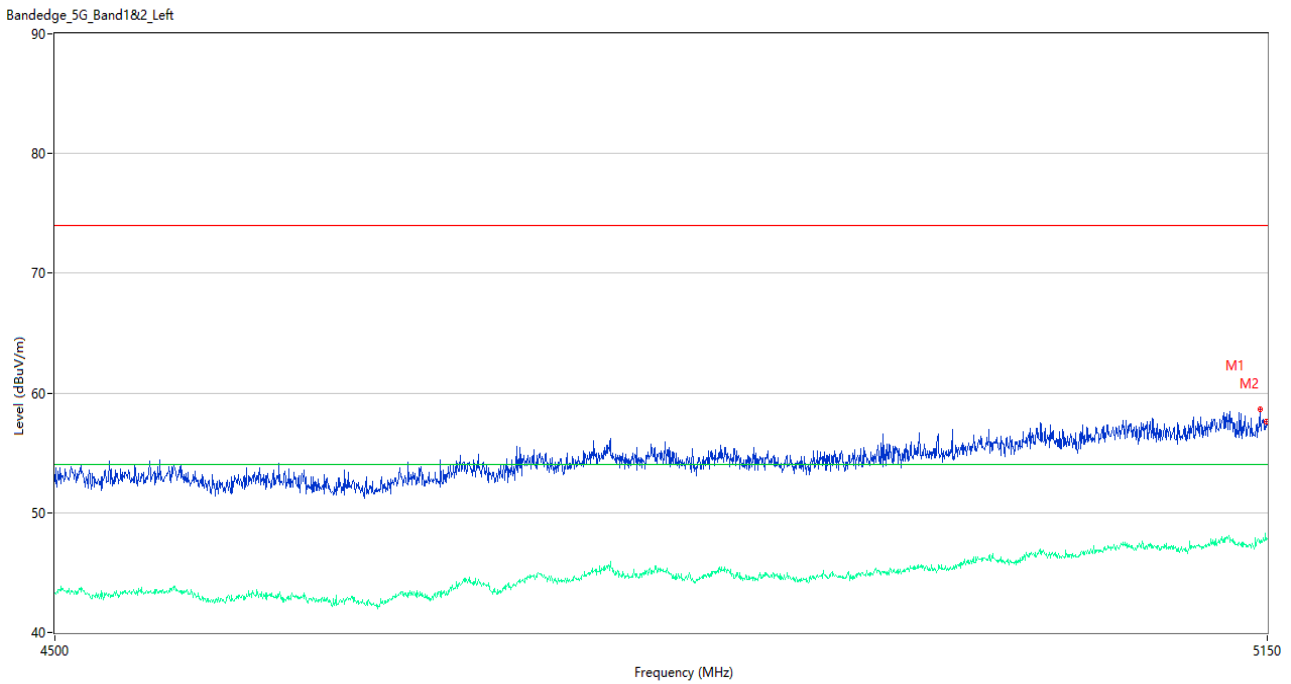
No.	Frequency (MHz)	Results (dBuV/m)	Factor (dB)	Limit (dBuV/m)	Margin (dB)	Detector	Table (Degree)	Height (cm)	Antenna	Verdict
1	5069.075	58.18	4.36	74.0	15.82	Peak	237.00	200	Horizontal	Pass
1**	5069.075	47.58	4.36	54.0	6.42	AV	237.00	200	Horizontal	Pass
2	5149.675	56.71	4.06	74.0	17.29	Peak	356.00	100	Horizontal	Pass
2**	5149.675	47.80	4.06	54.0	6.20	AV	356.00	100	Horizontal	Pass

U-NII-2A 11n20 CH64



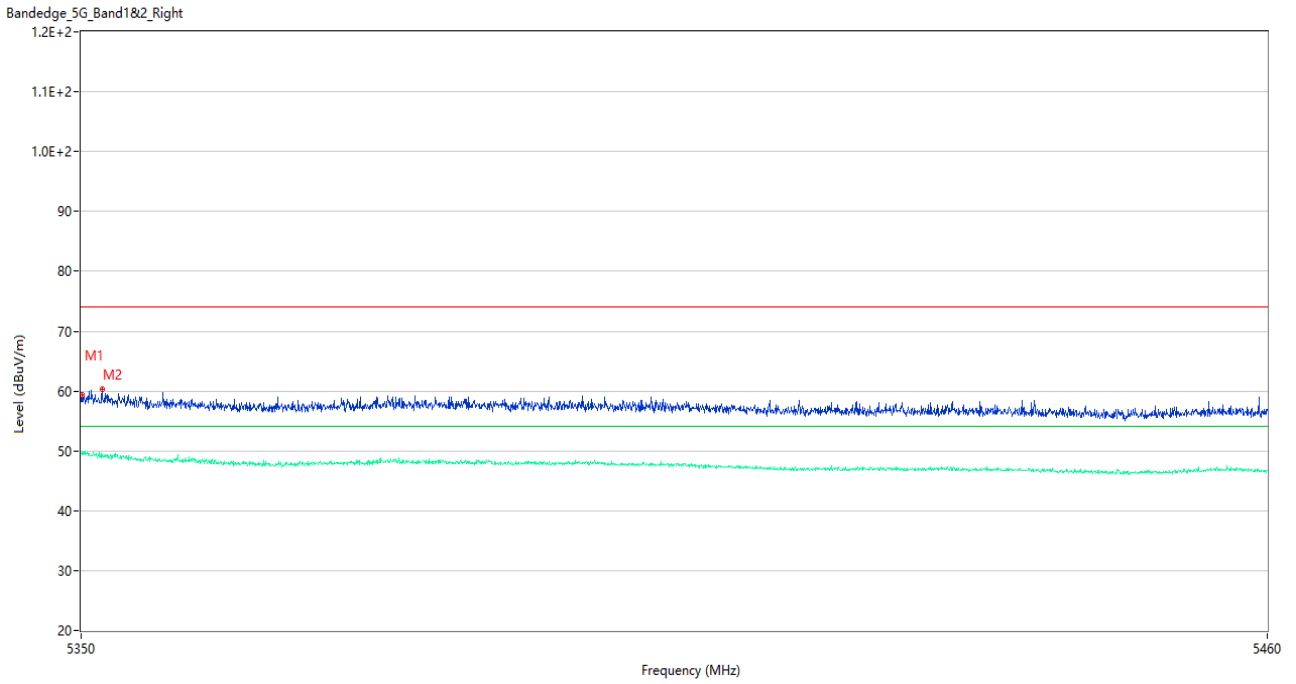
No.	Frequency (MHz)	Results (dBuV/m)	Factor (dB)	Limit (dBuV/m)	Margin (dB)	Detector	Table (Degree)	Height (cm)	Antenna	Verdict
1	5350.055	60.43	5.10	74.0	13.57	Peak	258.00	150	Horizontal	Pass
1**	5350.055	49.74	5.10	54.0	4.26	AV	258.00	150	Horizontal	Pass
2	5353.410	61.30	4.81	74.0	12.70	Peak	268.00	100	Horizontal	Pass
2**	5353.410	48.63	4.81	54.0	5.37	AV	268.00	100	Horizontal	Pass

U-NII-2A 11n40 CH54



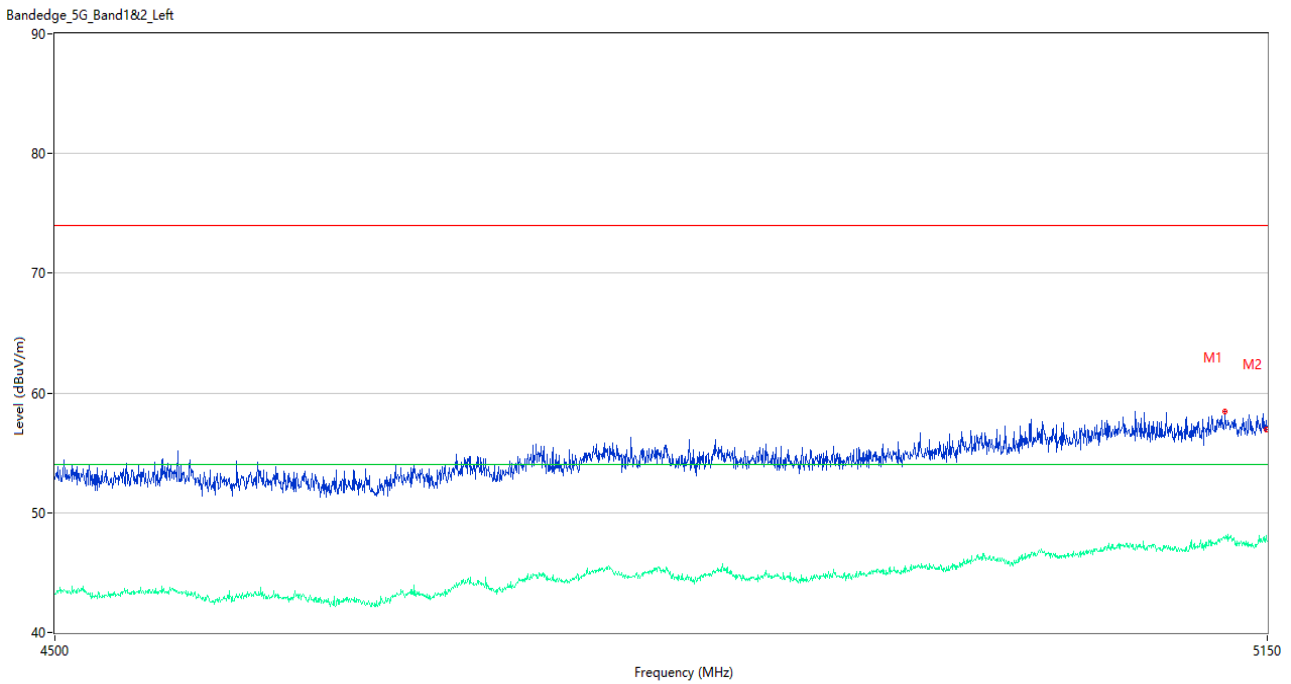
No.	Frequency (MHz)	Results (dBuV/m)	Factor (dB)	Limit (dBuV/m)	Margin (dB)	Detector	Table (Degree)	Height (cm)	Antenna	Verdict
1	5145.775	58.60	4.03	74.0	15.40	Peak	142.00	150	Horizontal	Pass
1**	5145.775	47.45	4.03	54.0	6.55	AV	142.00	150	Horizontal	Pass
2	5149.675	57.63	4.06	74.0	16.37	Peak	298.00	100	Horizontal	Pass
2**	5149.675	47.79	4.06	54.0	6.21	AV	298.00	100	Horizontal	Pass

U-NII-2A 11n40 CH62



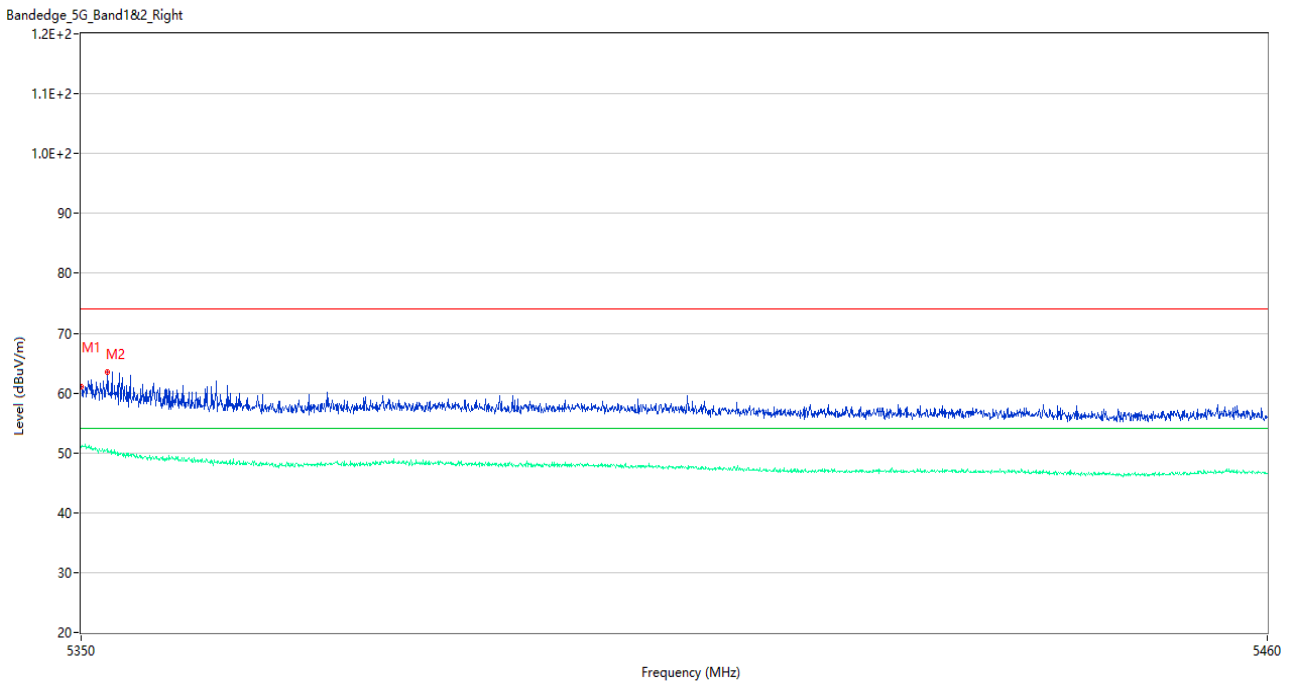
No.	Frequency (MHz)	Results (dBuV/m)	Factor (dB)	Limit (dBuV/m)	Margin (dB)	Detector	Table (Degree)	Height (cm)	Antenna	Verdict
1	5350.055	59.29	5.10	74.0	14.71	Peak	164.00	100	Horizontal	Pass
1**	5350.055	49.82	5.10	54.0	4.18	AV	164.00	100	Horizontal	Pass
2	5351.925	60.24	4.94	74.0	13.76	Peak	266.00	200	Horizontal	Pass
2**	5351.925	49.30	4.94	54.0	4.70	AV	266.00	200	Horizontal	Pass

U-NII-2A 11ac20 CH52



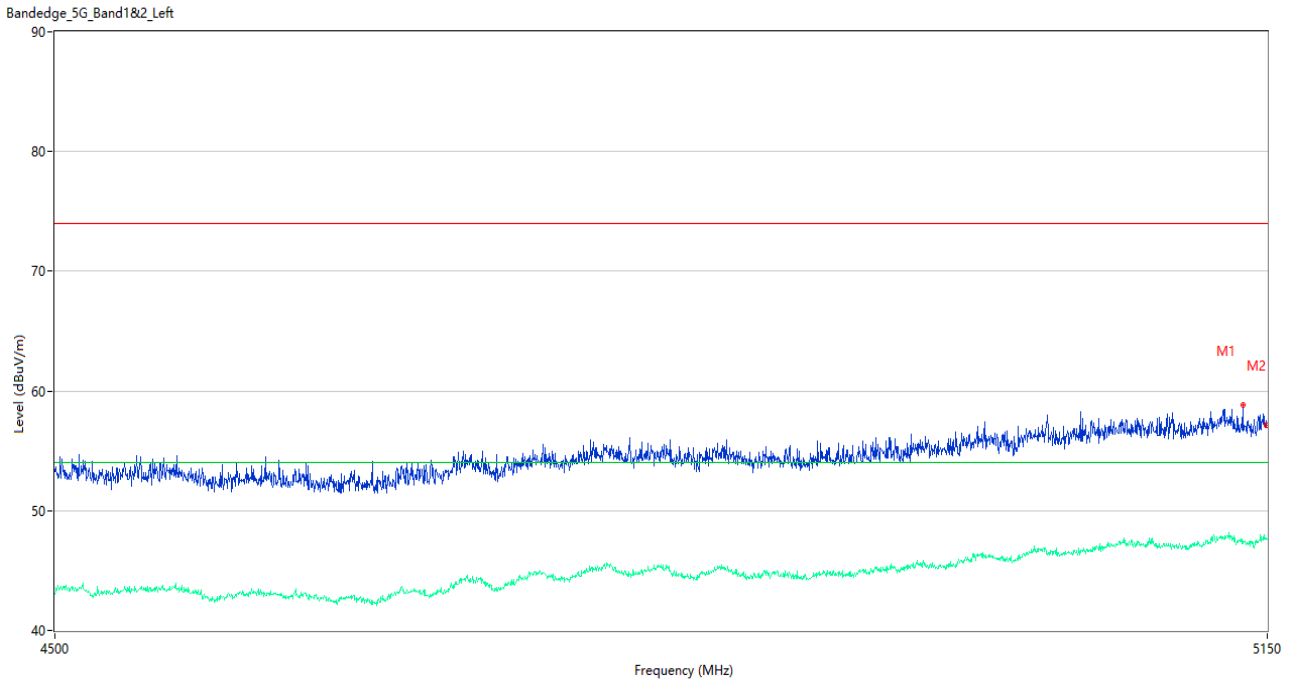
No.	Frequency (MHz)	Results (dBuV/m)	Factor (dB)	Limit (dBuV/m)	Margin (dB)	Detector	Table (Degree)	Height (cm)	Antenna	Verdict
1	5125.950	58.44	4.52	74.0	15.56	Peak	67.00	200	Horizontal	Pass
1**	5125.950	47.78	4.52	54.0	6.22	AV	67.00	200	Horizontal	Pass
2	5149.675	56.97	4.06	74.0	17.03	Peak	278.00	150	Horizontal	Pass
2**	5149.675	47.72	4.06	54.0	6.28	AV	278.00	150	Horizontal	Pass

U-NII-2A 11ac20 CH64



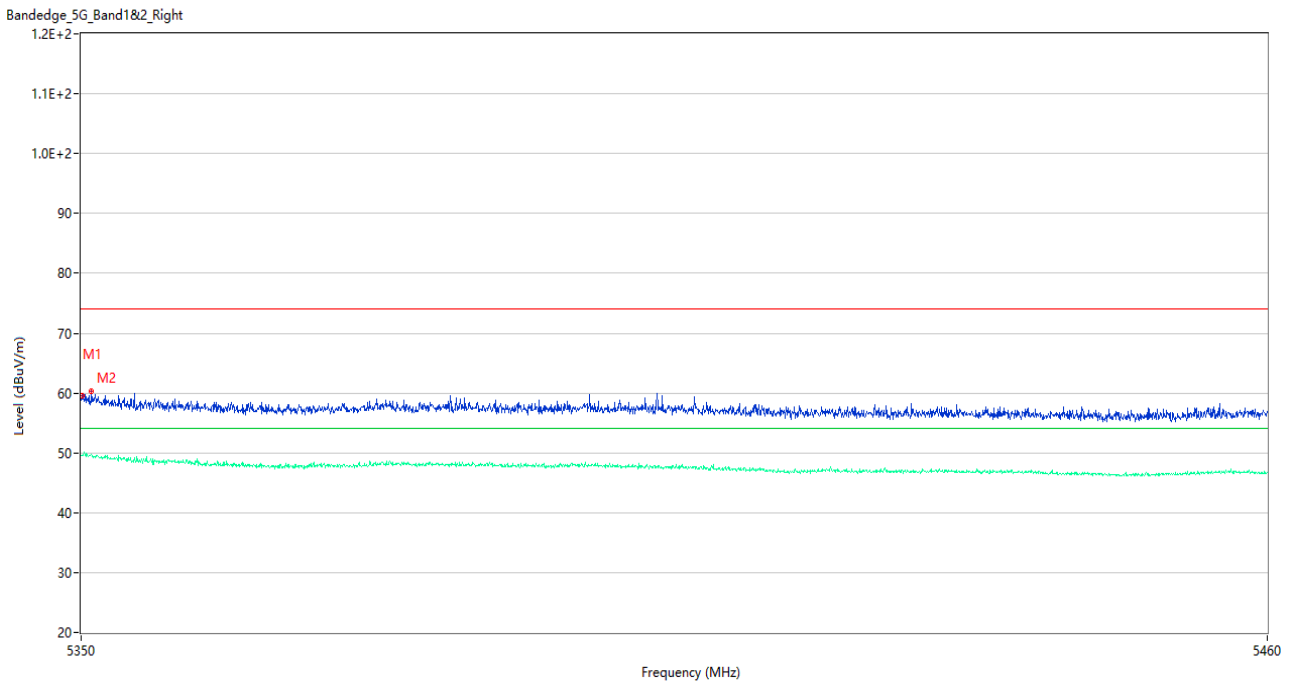
No.	Frequency (MHz)	Results (dBuV/m)	Factor (dB)	Limit (dBuV/m)	Margin (dB)	Detector	Table (Degree)	Height (cm)	Antenna	Verdict
1	5350.000	61.08	5.11	74.0	12.92	Peak	256.00	200	Horizontal	Pass
1**	5350.000	50.93	5.11	54.0	3.07	AV	256.00	200	Horizontal	Pass
2	5352.420	63.54	4.92	74.0	10.46	Peak	161.00	200	Horizontal	Pass
2**	5352.420	50.22	4.92	54.0	3.78	AV	161.00	200	Horizontal	Pass

U-NII-2A 11ac40 CH54



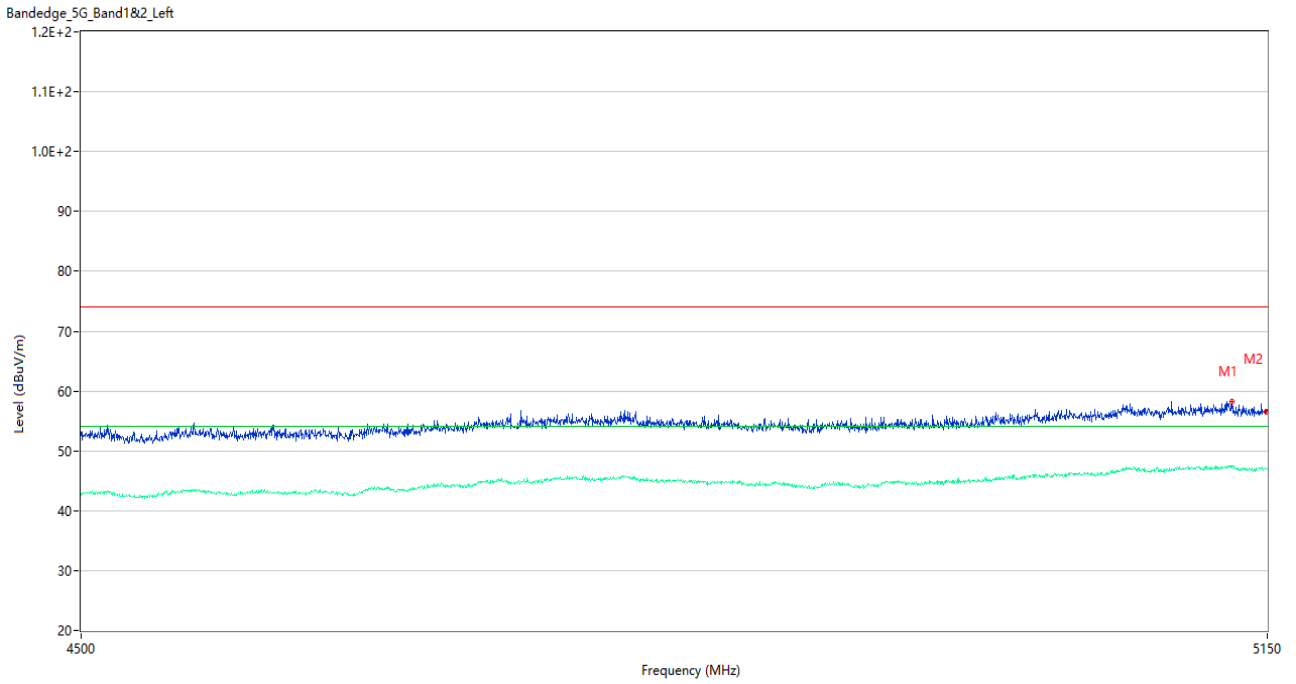
No.	Frequency (MHz)	Results (dBuV/m)	Factor (dB)	Limit (dBuV/m)	Margin (dB)	Detector	Table (Degree)	Height (cm)	Antenna	Verdict
1	5136.025	58.84	3.99	74.0	15.16	Peak	244.00	100	Horizontal	Pass
1**	5136.025	47.41	3.99	54.0	6.59	AV	244.00	100	Horizontal	Pass
2	5149.675	57.18	4.06	74.0	16.82	Peak	262.00	150	Horizontal	Pass
2**	5149.675	47.67	4.06	54.0	6.33	AV	262.00	150	Horizontal	Pass

U-NII-2A 11ac40 CH62



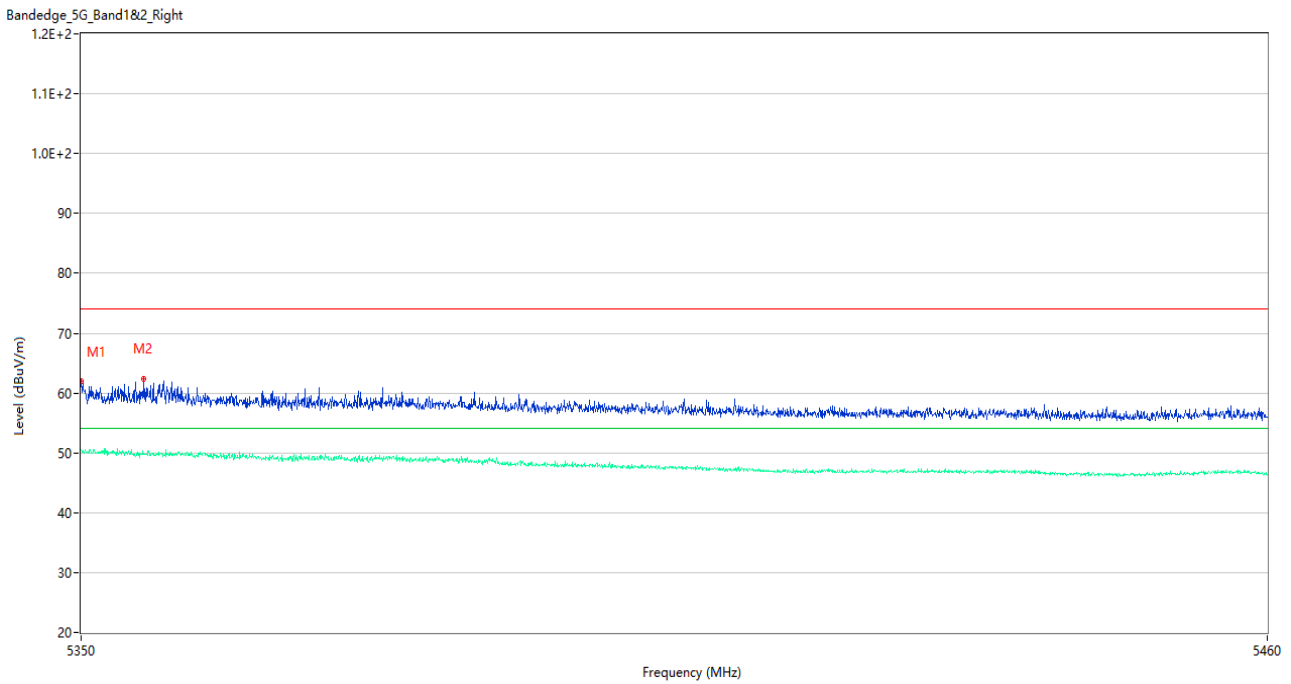
No.	Frequency (MHz)	Results (dBuV/m)	Factor (dB)	Limit (dBuV/m)	Margin (dB)	Detector	Table (Degree)	Height (cm)	Antenna	Verdict
1	5350.055	59.48	5.10	74.0	14.52	Peak	279.00	100	Horizontal	Pass
1**	5350.055	49.57	5.10	54.0	4.43	AV	279.00	100	Horizontal	Pass
2	5350.935	60.33	5.00	74.0	13.67	Peak	140.00	150	Horizontal	Pass
2**	5350.935	49.77	5.00	54.0	4.23	AV	140.00	150	Horizontal	Pass

U-NII-2A 11ac80 CH58



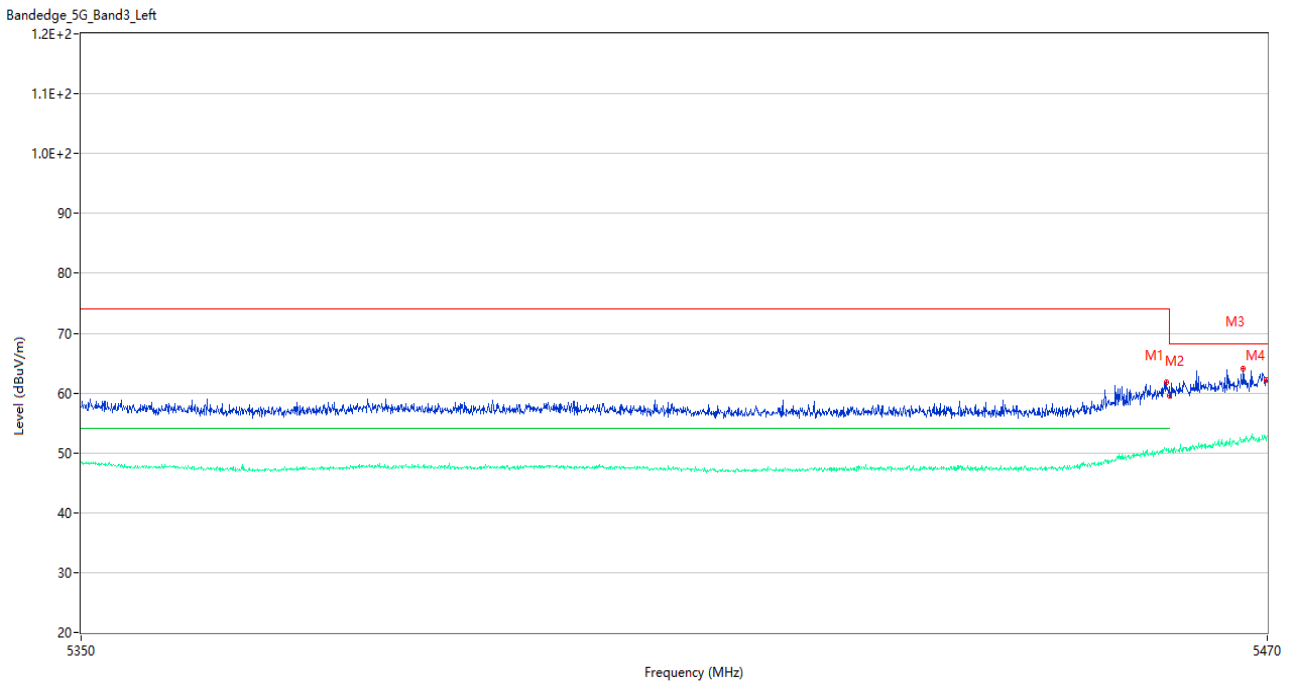
No.	Frequency (MHz)	Results (dBuV/m)	Factor (dB)	Limit (dBuV/m)	Margin (dB)	Detector	Table (Degree)	Height (cm)	Antenna	Verdict
1	5129.200	58.23	4.50	74.0	15.77	Peak	176.00	100	Horizontal	Pass
1**	5129.200	47.12	4.50	54.0	6.88	AV	176.00	100	Horizontal	Pass
2	5149.675	56.45	4.06	74.0	17.55	Peak	249.00	100	Horizontal	Pass
2**	5149.675	47.03	4.06	54.0	6.97	AV	249.00	100	Horizontal	Pass

U-NII-2A 11ac80 CH58



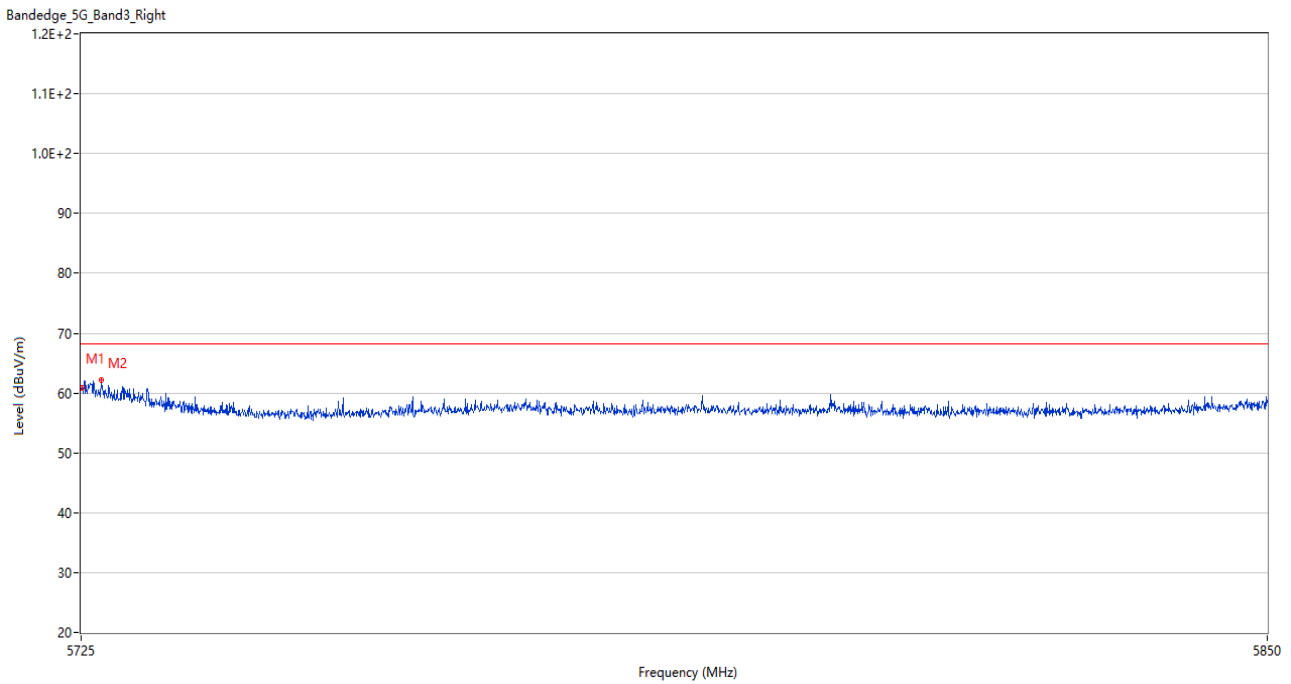
No.	Frequency (MHz)	Results (dBuV/m)	Factor (dB)	Limit (dBuV/m)	Margin (dB)	Detector	Table (Degree)	Height (cm)	Antenna	Verdict
1	5350.000	62.09	5.11	74.0	11.91	Peak	266.00	200	Horizontal	Pass
1**	5350.000	50.48	5.11	54.0	3.52	AV	266.00	200	Horizontal	Pass
2	5355.775	62.46	4.57	74.0	11.54	Peak	256.00	100	Horizontal	Pass
2**	5355.775	49.76	4.57	54.0	4.24	AV	256.00	100	Horizontal	Pass

U-NII-2C 11a CH100



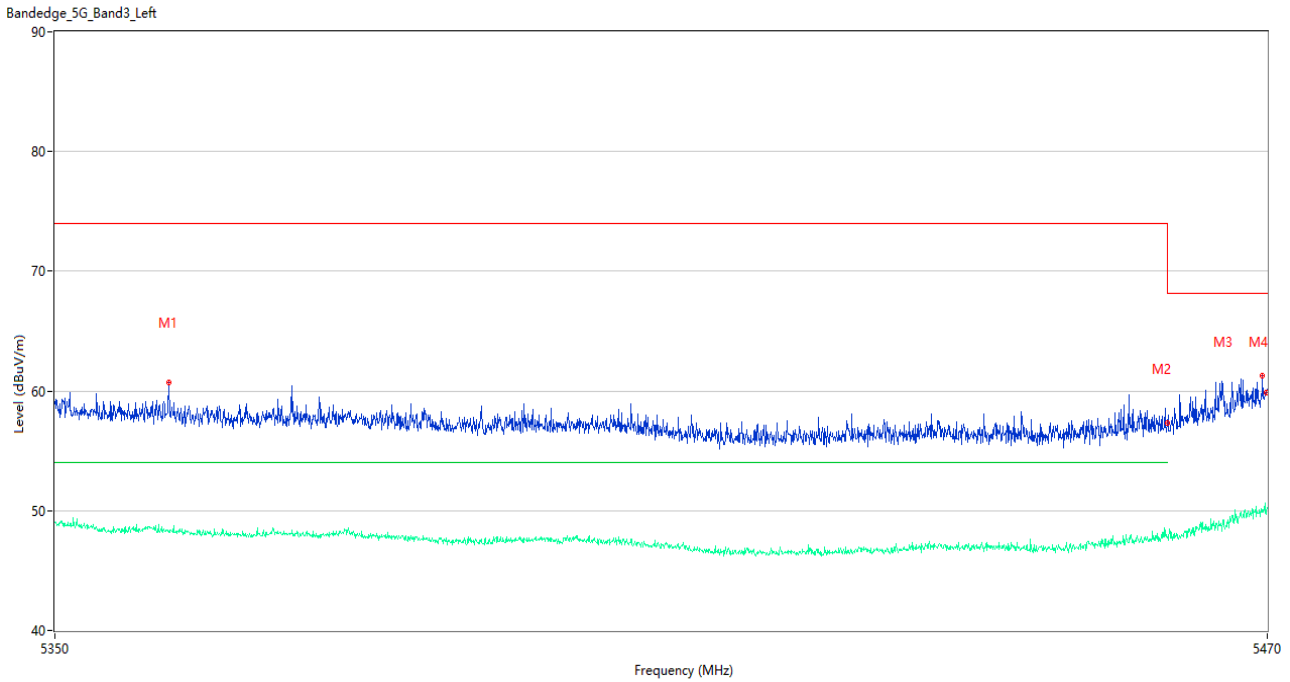
No.	Frequency (MHz)	Results (dBuV/m)	Factor (dB)	Limit (dBuV/m)	Margin (dB)	Detector	Table (Degree)	Height (cm)	Antenna	Verdict
1	5459.680	61.77	4.07	74.0	12.23	Peak	266.00	200	Horizontal	Pass
1**	5459.680	50.28	4.07	54.0	3.72	AV	266.00	200	Horizontal	Pass
2	5459.980	59.55	4.04	74.0	14.45	Peak	162.00	200	Horizontal	Pass
2**	5459.980	50.26	4.04	54.0	3.74	AV	162.00	200	Horizontal	Pass
3	5467.540	64.14	3.95	68.2	4.06	Peak	273.00	150	Horizontal	Pass
3**	5467.540	52.27	3.95	--	--	AV	273.00	150	Horizontal	N/A
4	5469.940	62.28	4.06	68.2	5.92	Peak	168.00	200	Horizontal	Pass
4**	5469.940	52.57	4.06	--	--	AV	168.00	200	Horizontal	N/A

U-NII-2C 11a CH140



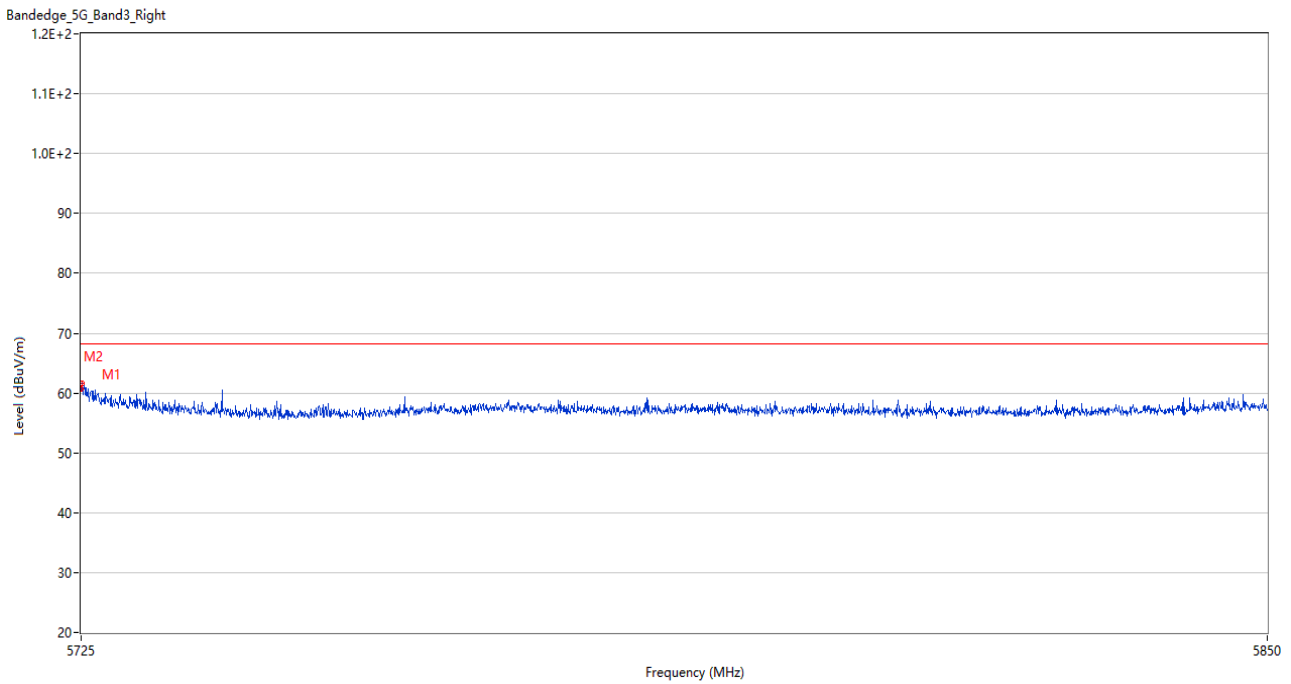
No.	Frequency (MHz)	Results (dBuV/m)	Factor (dB)	Limit (dBuV/m)	Margin (dB)	Detector	Table (Degree)	Height (cm)	Antenna	Verdict
1	5725.063	60.79	3.92	68.2	7.41	Peak	137.00	200	Horizontal	Pass
2	5727.063	62.24	3.77	68.2	5.96	Peak	152.00	150	Horizontal	Pass

U-NII-2C 11n20 CH100



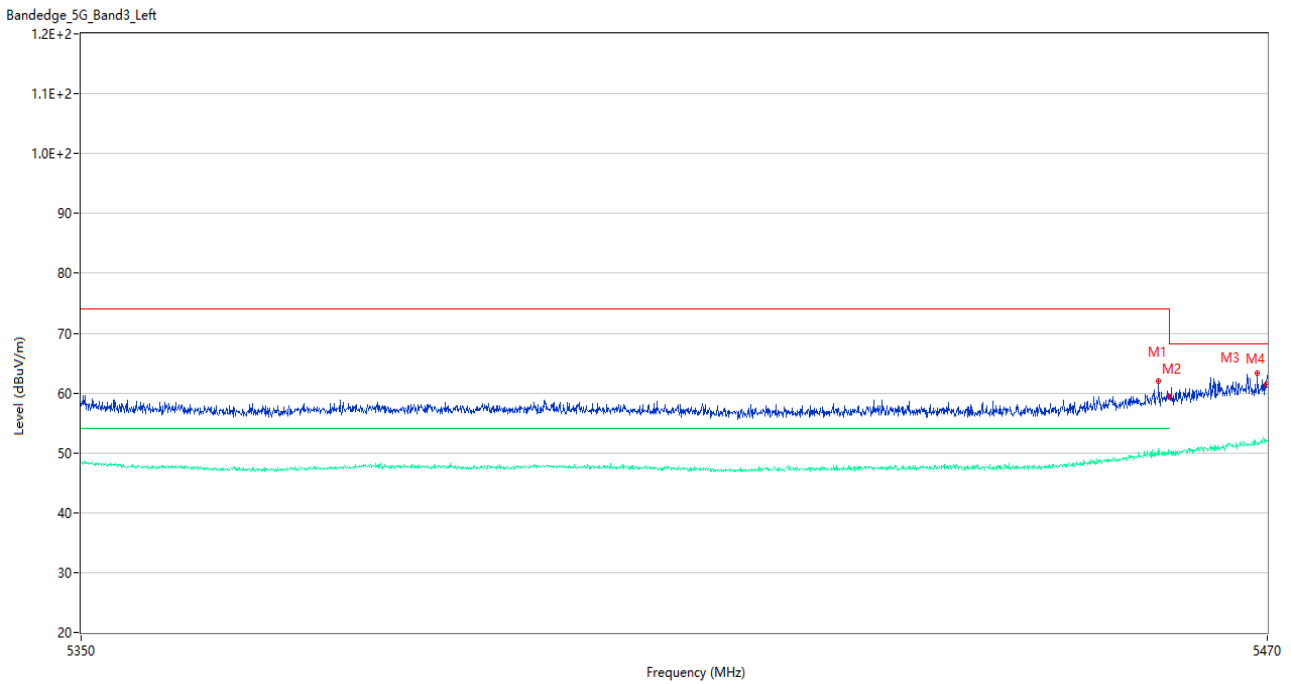
No.	Frequency (MHz)	Results (dBuV/m)	Factor (dB)	Limit (dBuV/m)	Margin (dB)	Detector	Table (Degree)	Height (cm)	Antenna	Verdict
1	5361.160	60.73	4.56	74.0	13.27	Peak	351.00	200	Horizontal	Pass
1**	5361.160	48.24	4.56	54.0	5.76	AV	351.00	200	Horizontal	Pass
2	5459.980	57.37	4.04	74.0	16.63	Peak	20.00	150	Horizontal	Pass
2**	5459.980	47.78	4.04	54.0	6.22	AV	20.00	150	Horizontal	Pass
3	5469.520	61.33	4.03	68.2	6.87	Peak	66.00	100	Horizontal	Pass
3**	5469.520	50.04	4.03	--	--	AV	66.00	100	Horizontal	N/A
4	5469.940	59.82	4.06	68.2	8.38	Peak	64.00	100	Horizontal	Pass
4**	5469.940	49.97	4.06	--	--	AV	64.00	100	Horizontal	N/A

U-NII-2C 11n20 CH140



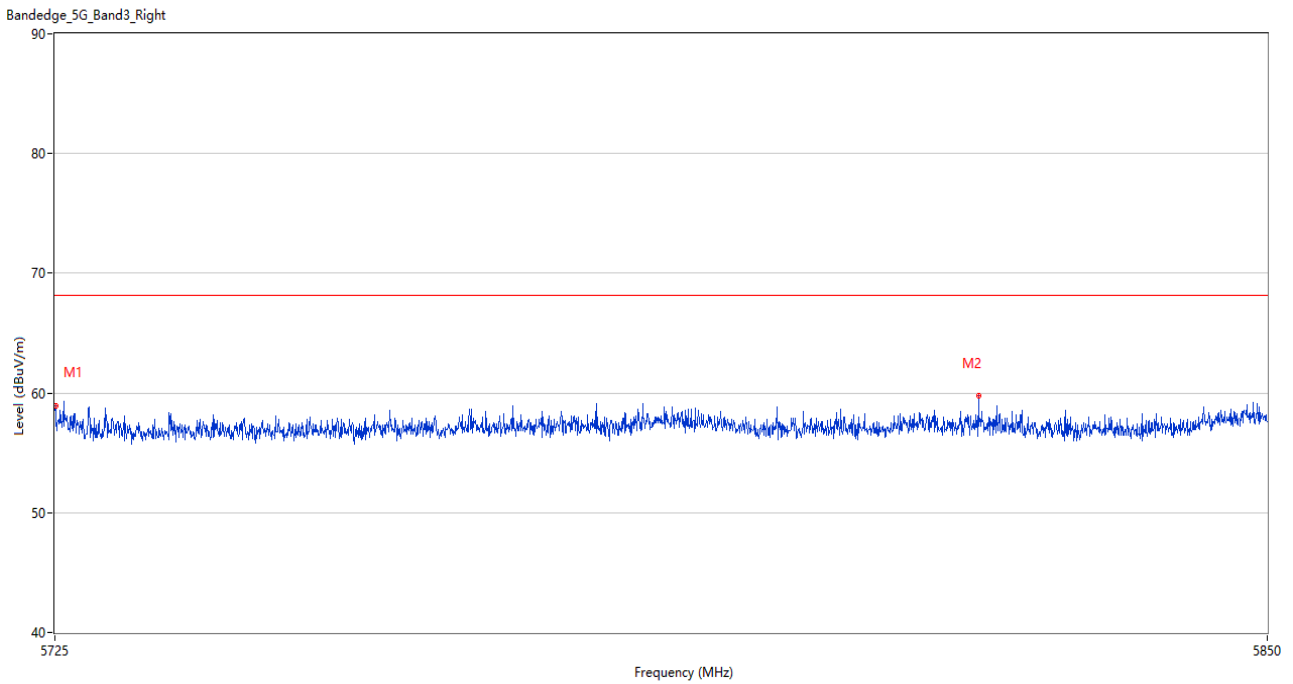
No.	Frequency (MHz)	Results (dBuV/m)	Factor (dB)	Limit (dBuV/m)	Margin (dB)	Detector	Table (Degree)	Height (cm)	Antenna	Verdict
1	5725.000	60.70	3.93	68.2	7.50	Peak	149.00	100	Horizontal	Pass
2	5725.125	61.57	3.92	68.2	6.63	Peak	154.00	150	Horizontal	Pass

U-NII-2C 11n40 CH102



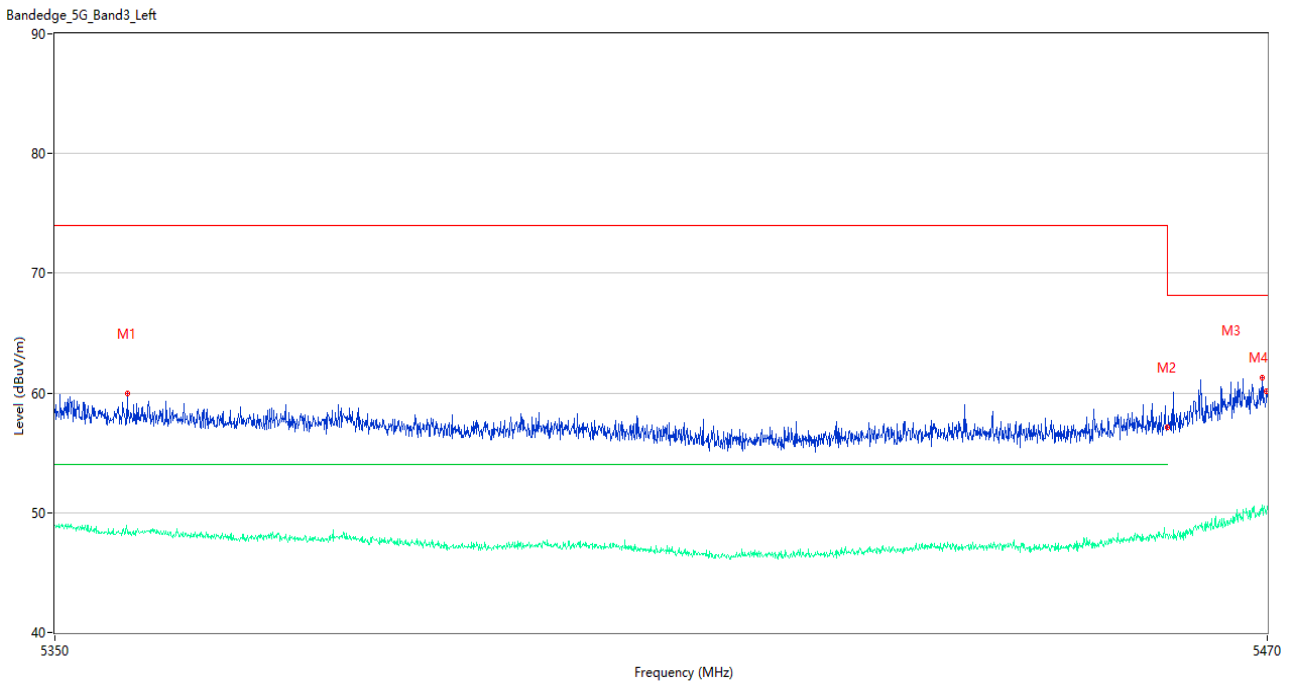
No.	Frequency (MHz)	Results (dBuV/m)	Factor (dB)	Limit (dBuV/m)	Margin (dB)	Detector	Table (Degree)	Height (cm)	Antenna	Verdict
1	5458.900	61.97	4.15	74.0	12.03	Peak	271.00	200	Horizontal	Pass
1**	5458.900	50.63	4.15	54.0	3.37	AV	271.00	200	Horizontal	Pass
2	5459.980	59.29	4.04	74.0	14.71	Peak	269.00	150	Horizontal	Pass
2**	5459.980	50.18	4.04	54.0	3.82	AV	269.00	150	Horizontal	Pass
3	5468.980	63.28	4.01	68.2	4.92	Peak	275.00	200	Horizontal	Pass
3**	5468.980	51.23	4.01	--	--	AV	275.00	200	Horizontal	N/A
4	5469.940	61.44	4.06	68.2	6.76	Peak	275.00	100	Horizontal	Pass
4**	5469.940	51.92	4.06	--	--	AV	275.00	100	Horizontal	N/A

U-NII-2C 11n40 CH134



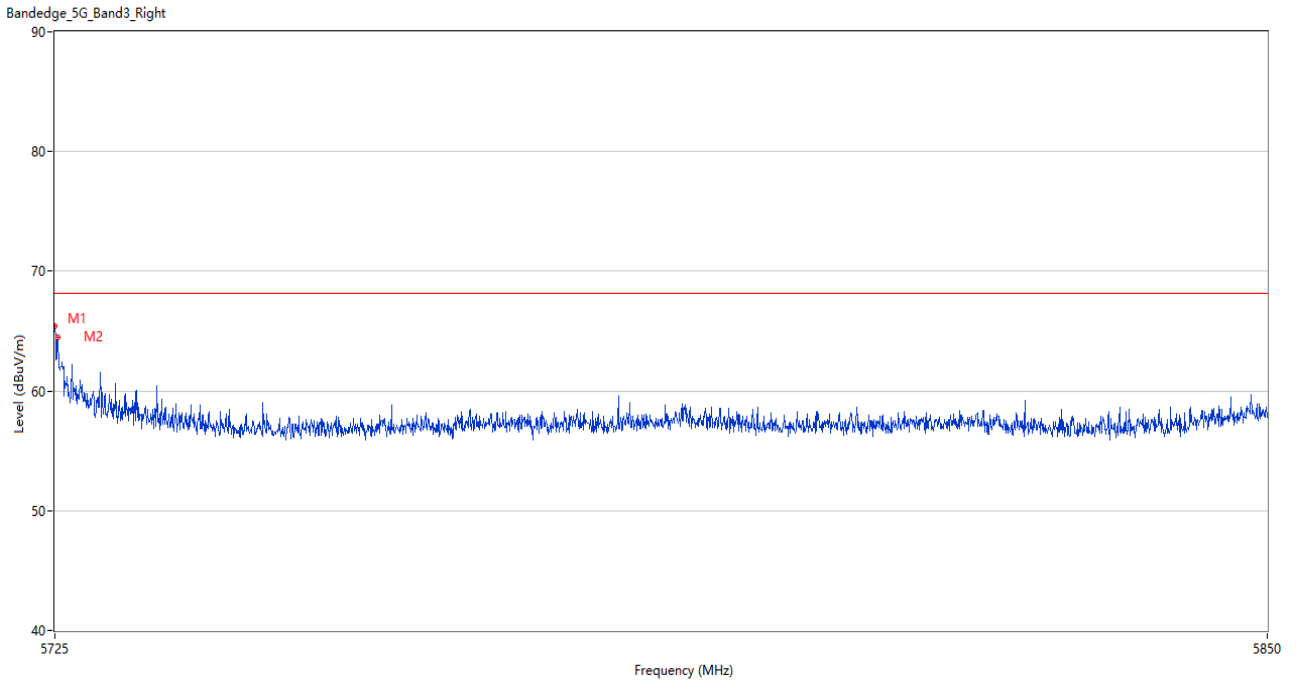
No.	Frequency (MHz)	Results (dBuV/m)	Factor (dB)	Limit (dBuV/m)	Margin (dB)	Detector	Table (Degree)	Height (cm)	Antenna	Verdict
1	5725.063	58.96	3.92	68.2	9.24	Peak	67.00	150	Horizontal	Pass
2	5820.000	59.73	4.52	68.2	8.47	Peak	184.00	150	Horizontal	Pass

U-NII-2C 11ac20 CH100



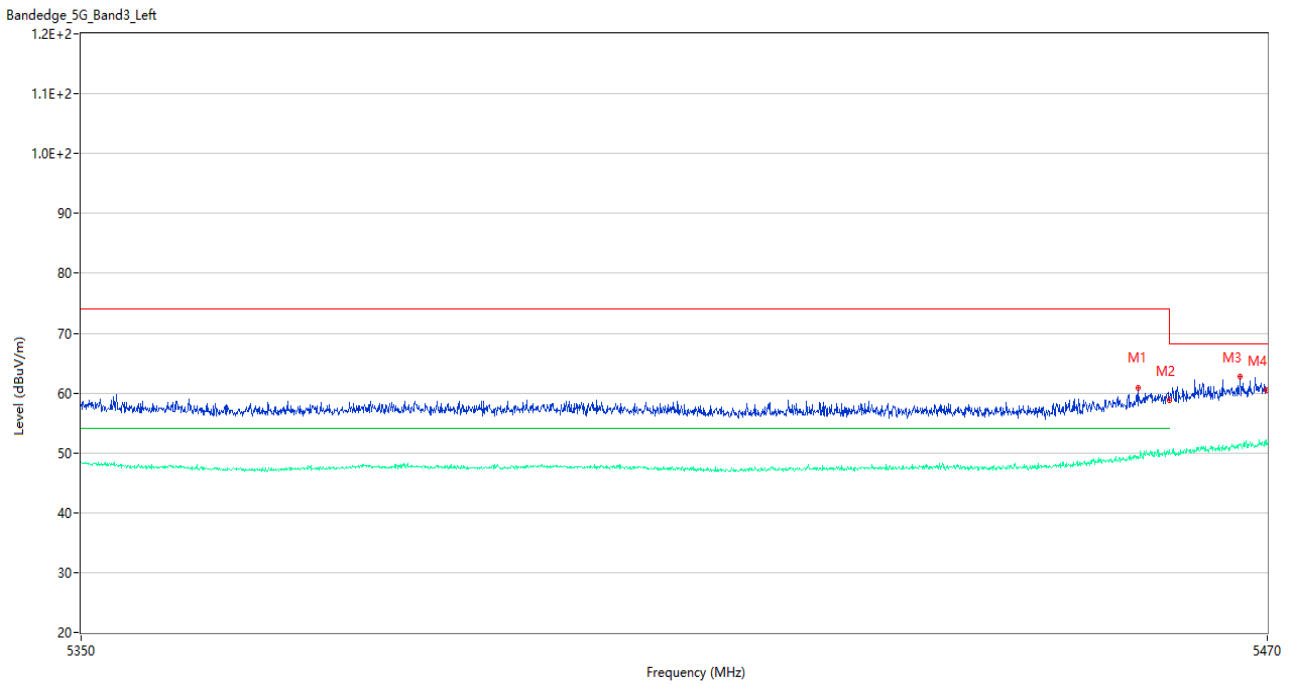
No.	Frequency (MHz)	Results (dBuV/m)	Factor (dB)	Limit (dBuV/m)	Margin (dB)	Detector	Table (Degree)	Height (cm)	Antenna	Verdict
1	5357.080	59.92	4.58	74.0	14.08	Peak	0.00	100	Horizontal	Pass
1**	5357.080	48.28	4.58	54.0	5.72	AV	0.00	100	Horizontal	Pass
2	5459.980	57.15	4.04	74.0	16.85	Peak	0.00	150	Horizontal	Pass
2**	5459.980	48.21	4.04	54.0	5.79	AV	0.00	150	Horizontal	Pass
3	5469.460	61.25	4.03	68.2	6.95	Peak	27.00	200	Horizontal	Pass
3**	5469.460	50.62	4.03	--	--	AV	27.00	200	Horizontal	N/A
4	5469.940	60.12	4.06	68.2	8.08	Peak	88.00	150	Horizontal	Pass
4**	5469.940	49.91	4.06	--	--	AV	88.00	150	Horizontal	N/A

U-NII-2C 11ac20 CH140



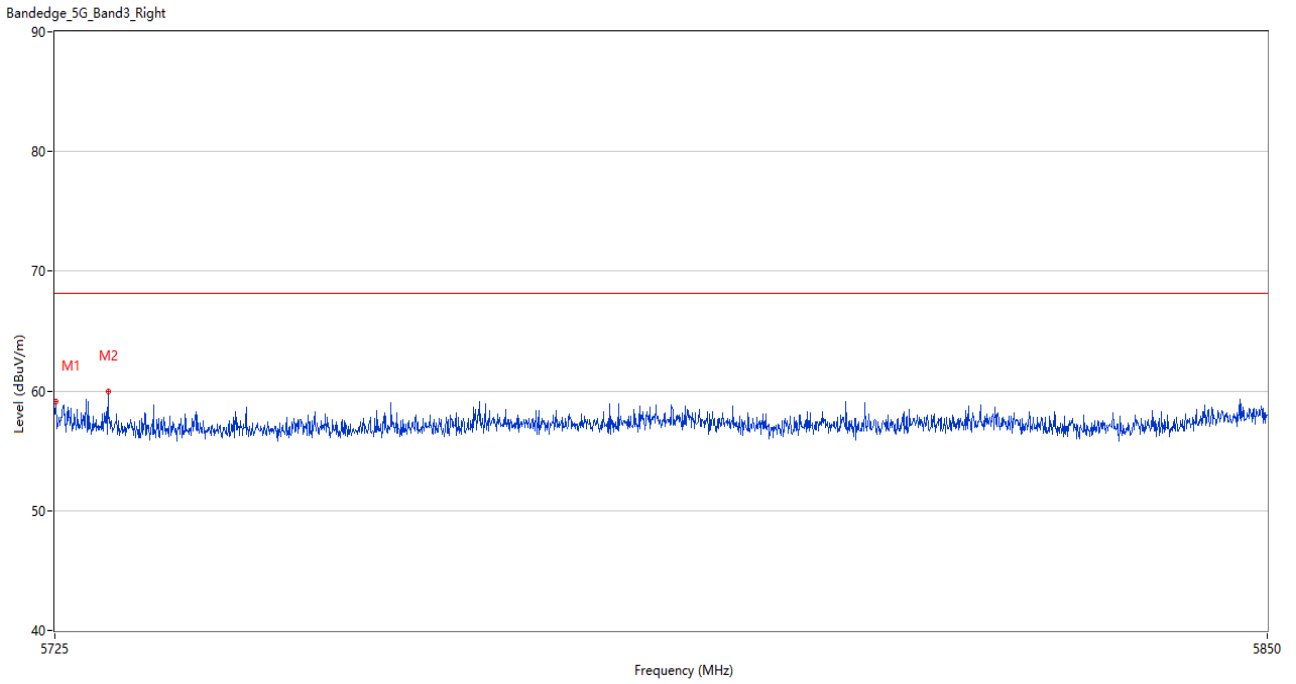
No.	Frequency (MHz)	Results (dBuV/m)	Factor (dB)	Limit (dBuV/m)	Margin (dB)	Detector	Table (Degree)	Height (cm)	Antenna	Verdict
1	5725.000	65.45	3.93	68.2	2.75	Peak	67.00	100	Horizontal	Pass
2	5725.313	64.48	3.90	68.2	3.72	Peak	66.00	100	Horizontal	Pass

U-NII-2C 11ac40 CH102



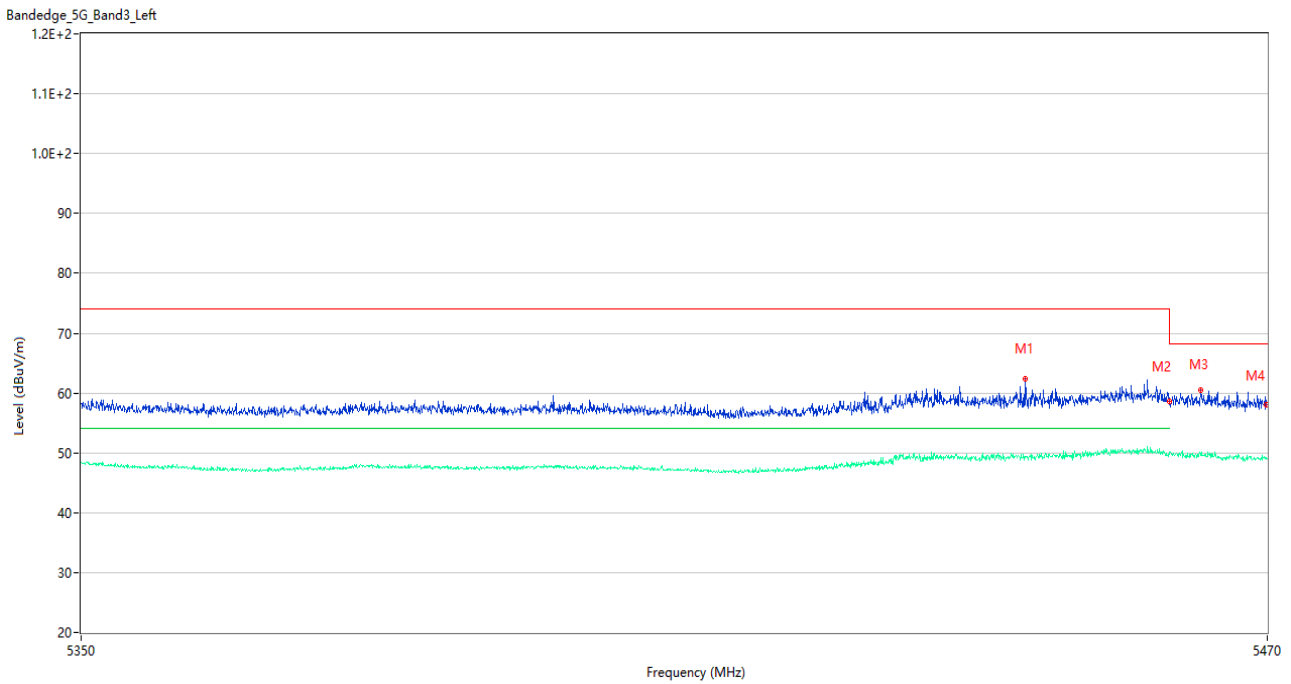
No.	Frequency (MHz)	Results (dBuV/m)	Factor (dB)	Limit (dBuV/m)	Margin (dB)	Detector	Table (Degree)	Height (cm)	Antenna	Verdict
1	5456.800	60.89	4.27	74.0	13.11	Peak	271.00	100	Horizontal	Pass
1**	5456.800	49.09	4.27	54.0	4.91	AV	271.00	100	Horizontal	Pass
2	5459.980	58.86	4.04	74.0	15.14	Peak	273.00	200	Horizontal	Pass
2**	5459.980	50.56	4.04	54.0	3.44	AV	273.00	200	Horizontal	Pass
3	5467.240	62.72	3.94	68.2	5.48	Peak	268.00	150	Horizontal	Pass
3**	5467.240	51.43	3.94	--	--	AV	268.00	150	Horizontal	N/A
4	5469.940	60.45	4.06	68.2	7.75	Peak	268.00	100	Horizontal	Pass
4**	5469.940	52.16	4.06	--	--	AV	268.00	100	Horizontal	N/A

U-NII-2C 11ac40 CH134



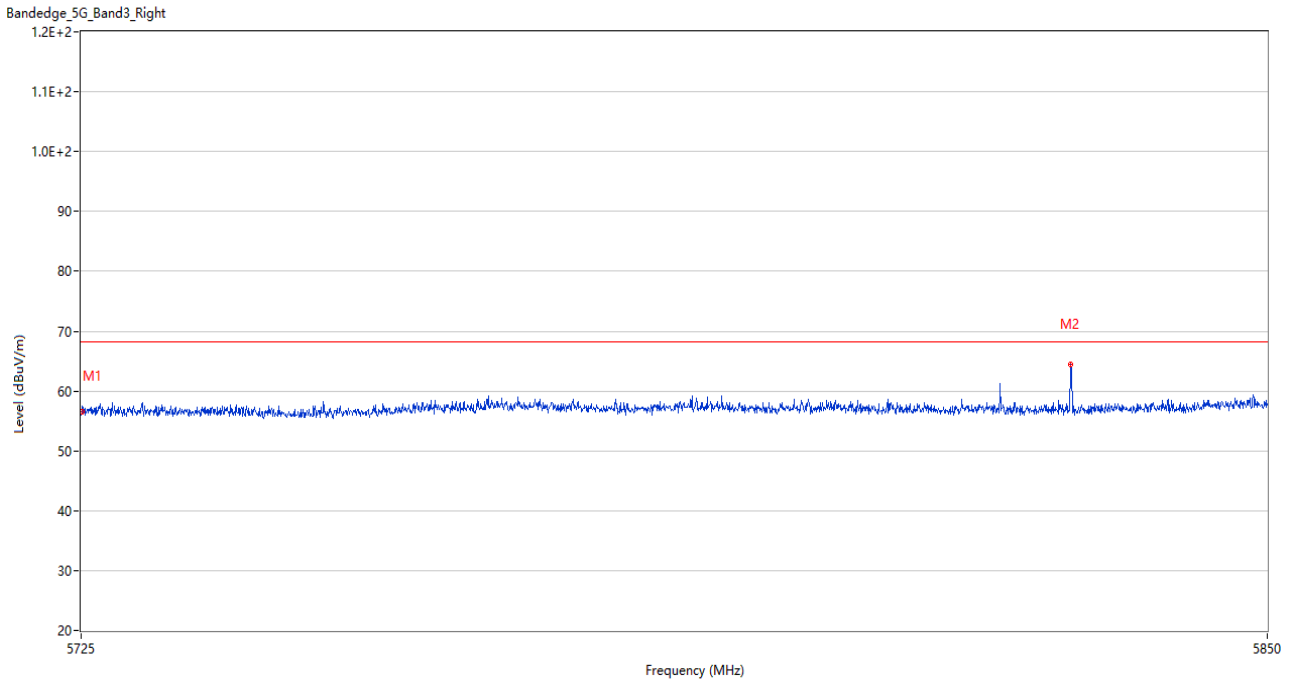
No.	Frequency (MHz)	Results (dBuV/m)	Factor (dB)	Limit (dBuV/m)	Margin (dB)	Detector	Table (Degree)	Height (cm)	Antenna	Verdict
1	5725.063	59.16	3.92	68.2	9.04	Peak	64.00	200	Horizontal	Pass
2	5730.438	59.94	3.66	68.2	8.26	Peak	69.00	150	Horizontal	Pass

U-NII-2C 11ac80 CH106



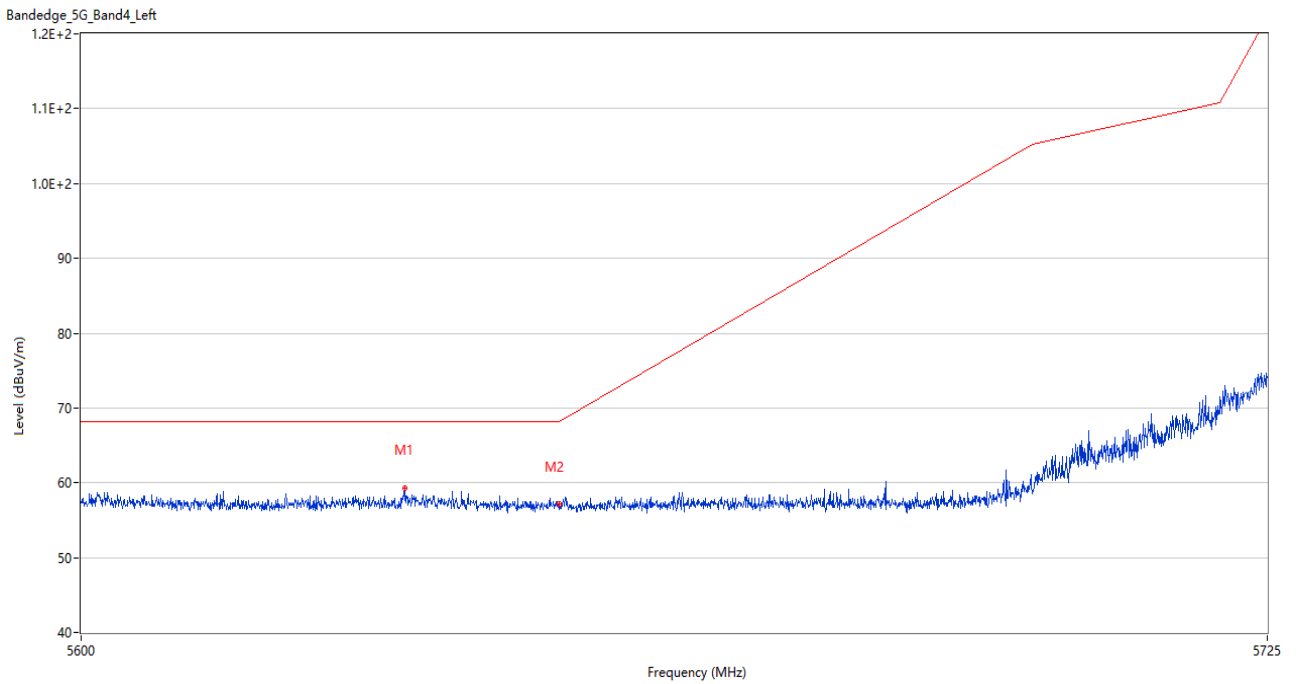
No.	Frequency (MHz)	Results (dBuV/m)	Factor (dB)	Limit (dBuV/m)	Margin (dB)	Detector	Table (Degree)	Height (cm)	Antenna	Verdict
1	5445.340	62.43	3.97	74.0	11.57	Peak	171.00	150	Horizontal	Pass
1**	5445.340	49.15	3.97	54.0	4.85	AV	171.00	150	Horizontal	Pass
2	5459.980	58.57	4.04	74.0	15.43	Peak	142.00	100	Horizontal	Pass
2**	5459.980	49.73	4.04	54.0	4.27	AV	142.00	100	Horizontal	Pass
3	5463.160	60.43	4.02	68.2	7.77	Peak	278.00	150	Horizontal	Pass
3**	5463.160	49.93	4.02	--	--	AV	278.00	150	Horizontal	N/A
4	5469.940	58.09	4.06	68.2	10.11	Peak	274.00	100	Horizontal	Pass
4**	5469.940	49.26	4.06	--	--	AV	274.00	100	Horizontal	N/A

U-NII-2C 11ac80 CH122



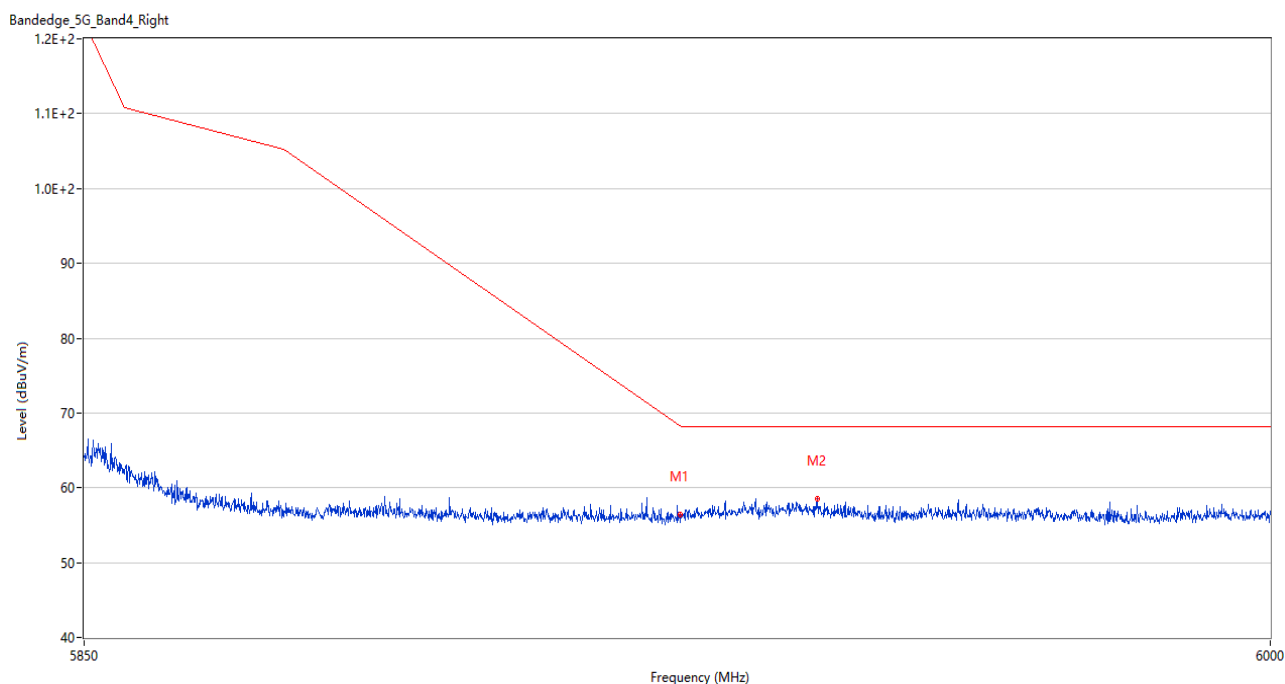
No.	Frequency (MHz)	Results (dBuV/m)	Factor (dB)	Limit (dBuV/m)	Margin (dB)	Detector	Table (Degree)	Height (cm)	Antenna	Verdict
1	5725.063	56.48	3.92	68.2	11.72	Peak	111.00	100	Horizontal	Pass
2	5829.125	64.42	4.21	68.2	3.78	Peak	262.00	200	Horizontal	Pass

U-NII-3 11a CH149



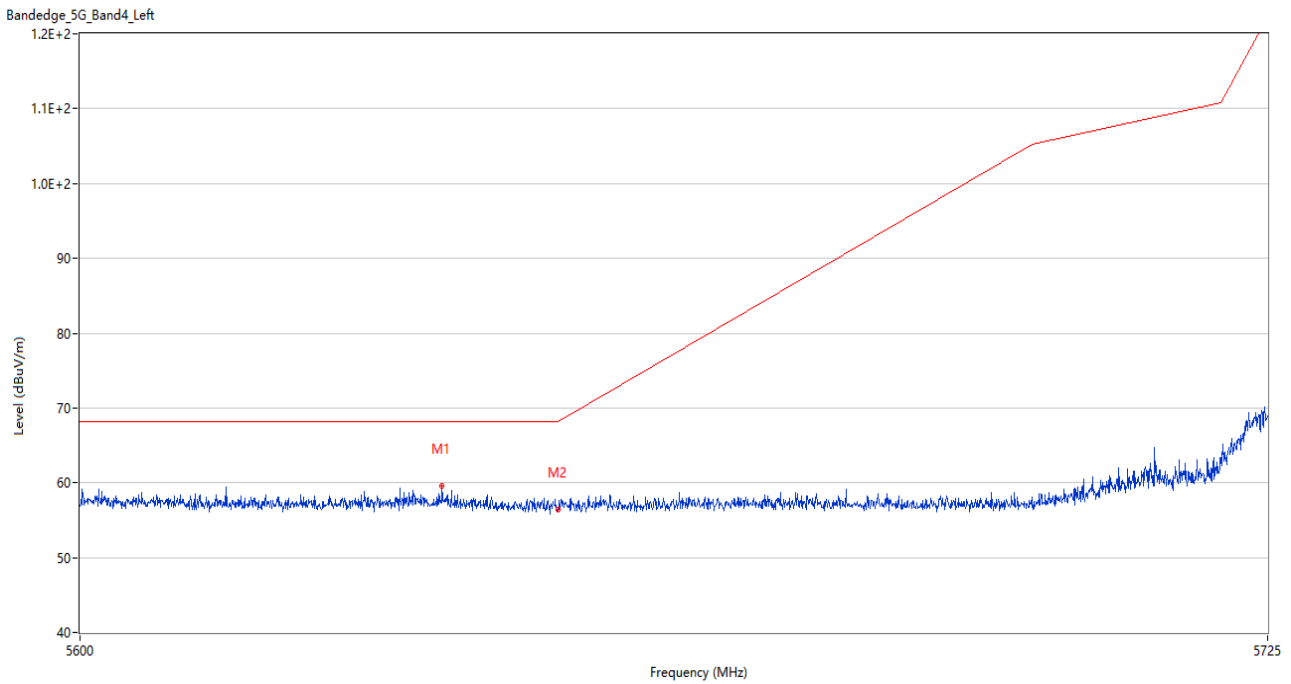
No.	Frequency (MHz)	Results (dBuV/m)	Factor (dB)	Limit (dBuV/m)	Margin (dB)	Detector	Table (Degree)	Height (cm)	Antenna	Verdict
1	5633.875	59.35	4.89	68.2	8.85	Peak	147.00	200	Horizontal	Pass
2	5650.000	57.17	4.41	68.2	11.03	Peak	276.00	150	Horizontal	Pass

U-NII-3 11a CH165



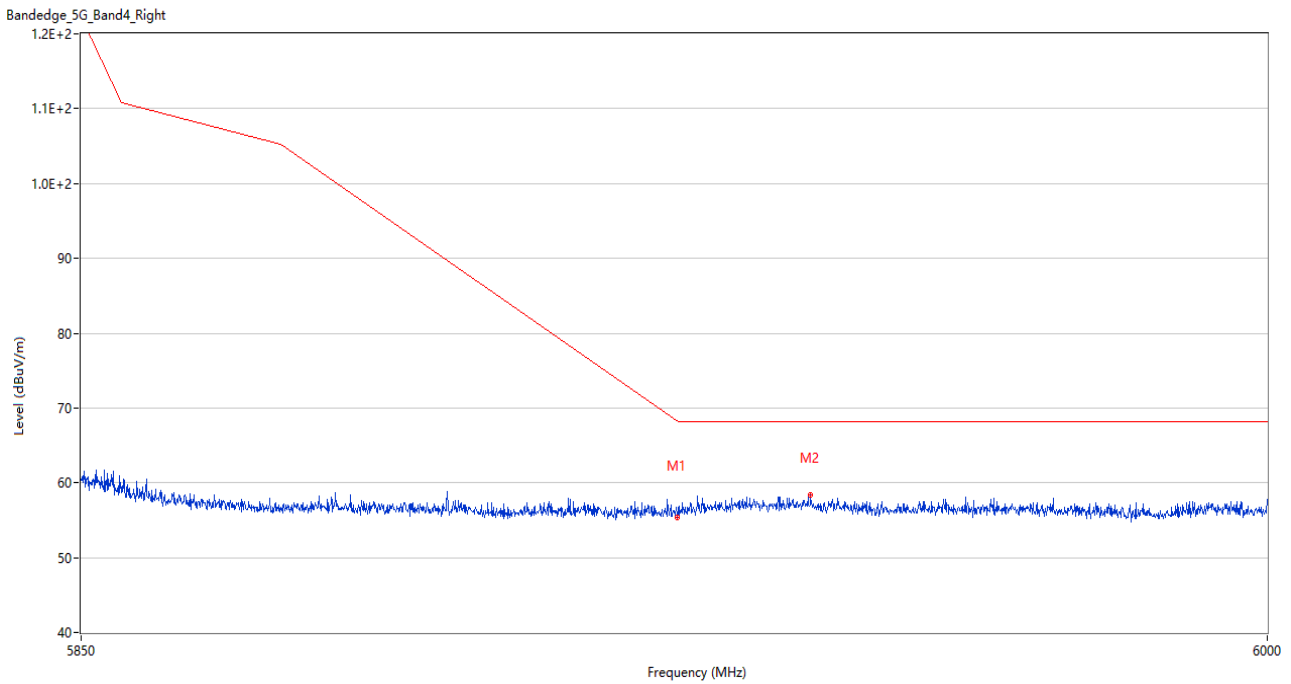
No.	Frequency (MHz)	Results (dBuV/m)	Factor (dB)	Limit (dBuV/m)	Margin (dB)	Detector	Table (Degree)	Height (cm)	Antenna	Verdict
1	5924.925	56.47	3.49	68.3	11.83	Peak	87.00	150	Horizontal	Pass
2	5942.325	58.58	4.35	68.2	9.62	Peak	1.00	200	Horizontal	Pass

U-NII-3 11n20 CH149



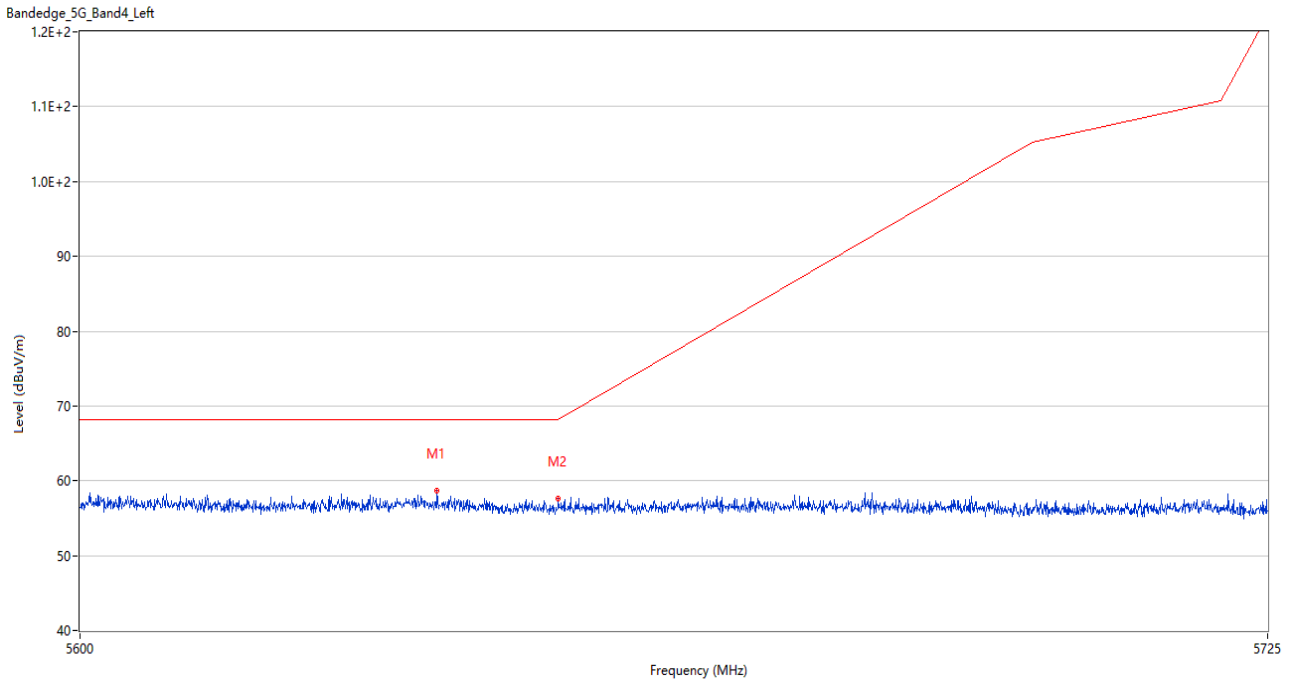
No.	Frequency (MHz)	Results (dBuV/m)	Factor (dB)	Limit (dBuV/m)	Margin (dB)	Detector	Table (Degree)	Height (cm)	Antenna	Verdict
1	5637.813	59.59	4.82	68.2	8.61	Peak	203.00	150	Horizontal	Pass
2	5650.000	56.35	4.41	68.2	11.85	Peak	279.00	100	Horizontal	Pass

U-NII-3 11n20 CH165



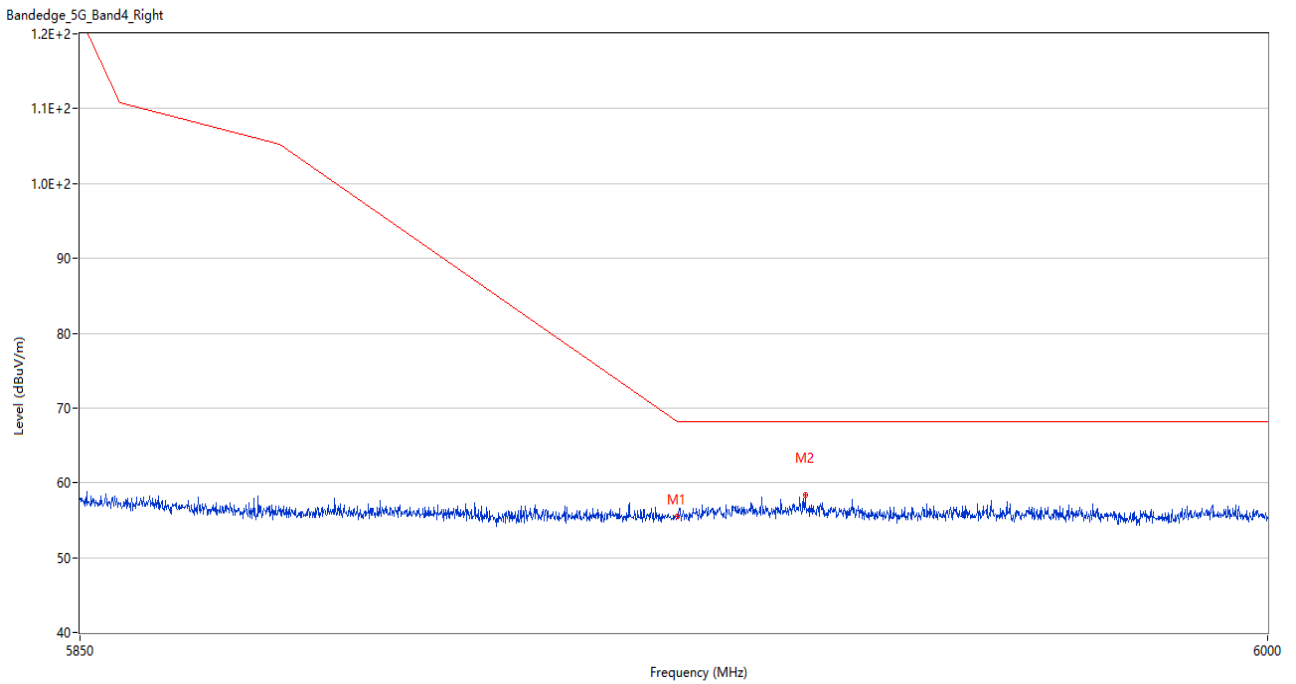
No.	Frequency (MHz)	Results (dBuV/m)	Factor (dB)	Limit (dBuV/m)	Margin (dB)	Detector	Table (Degree)	Height (cm)	Antenna	Verdict
1	5924.925	55.32	3.49	68.3	12.98	Peak	16.00	100	Horizontal	Pass
2	5941.800	58.39	4.40	68.2	9.81	Peak	310.00	200	Horizontal	Pass

U-NII-3 11n40 CH151



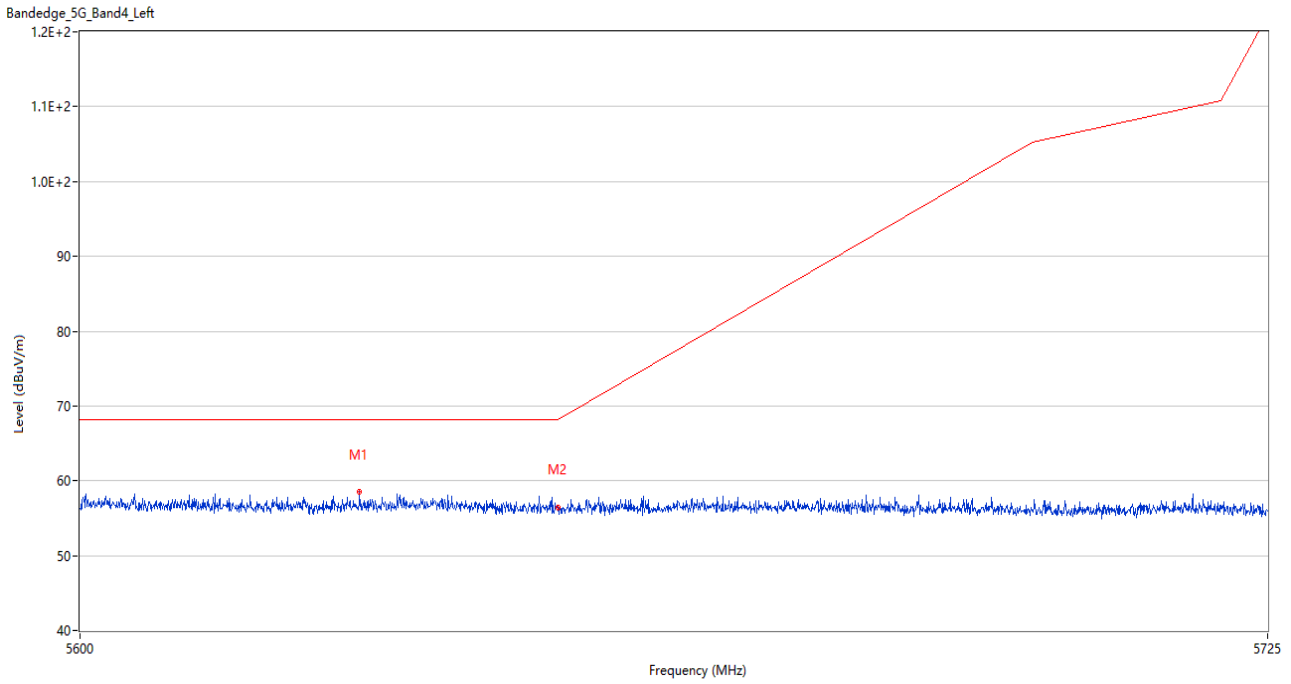
No.	Frequency (MHz)	Results (dBuV/m)	Factor (dB)	Limit (dBuV/m)	Margin (dB)	Detector	Table (Degree)	Height (cm)	Antenna	Verdict
1	5637.313	58.71	4.87	68.2	9.49	Peak	137.00	150	Horizontal	Pass
2	5650.000	57.57	4.41	68.2	10.63	Peak	324.00	150	Horizontal	Pass

U-NII-3 11n40 CH159



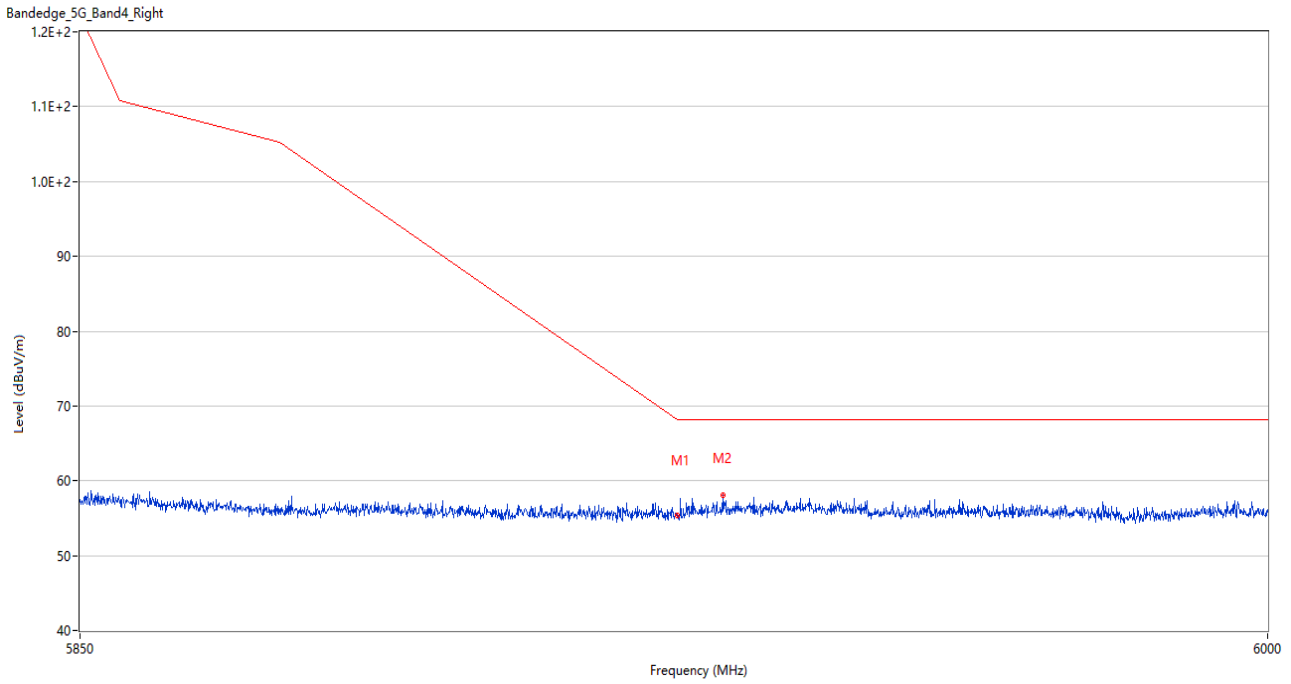
No.	Frequency (MHz)	Results (dBuV/m)	Factor (dB)	Limit (dBuV/m)	Margin (dB)	Detector	Table (Degree)	Height (cm)	Antenna	Verdict
1	5924.925	55.52	3.49	68.3	12.78	Peak	186.00	100	Horizontal	Pass
2	5941.125	58.33	4.42	68.2	9.87	Peak	115.00	150	Horizontal	Pass

U-NII-3 11ac20 CH149



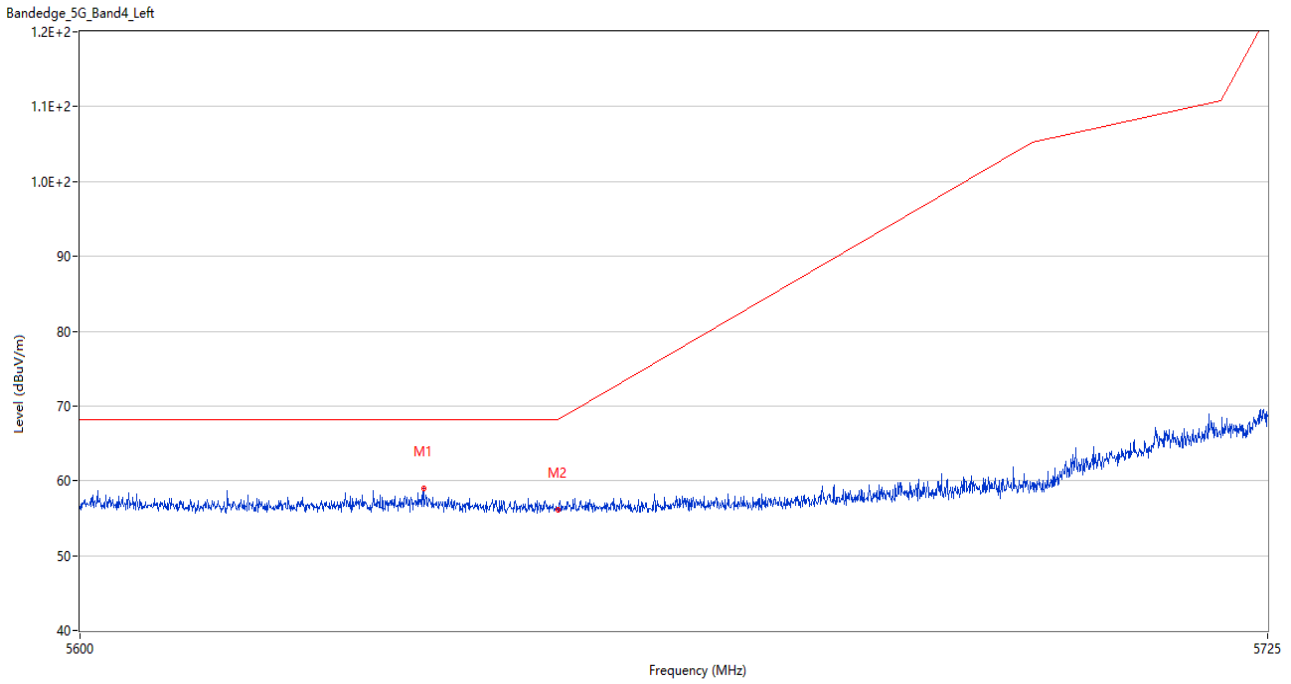
No.	Frequency (MHz)	Results (dBuV/m)	Factor (dB)	Limit (dBuV/m)	Margin (dB)	Detector	Table (Degree)	Height (cm)	Antenna	Verdict
1	5629.188	58.56	4.84	68.2	9.64	Peak	255.00	200	Horizontal	Pass
2	5650.000	56.49	4.41	68.2	11.71	Peak	4.00	150	Horizontal	Pass

U-NII-3 11ac20 CH165



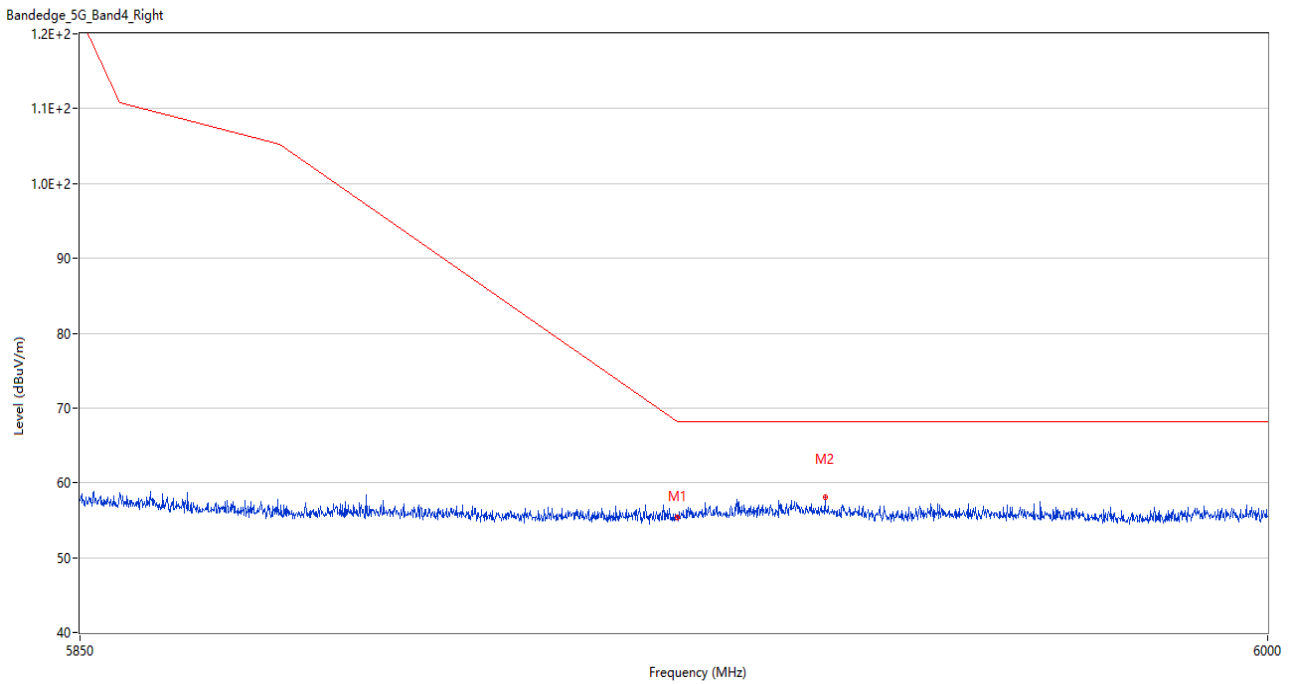
No.	Frequency (MHz)	Results (dBuV/m)	Factor (dB)	Limit (dBuV/m)	Margin (dB)	Detector	Table (Degree)	Height (cm)	Antenna	Verdict
1	5924.925	55.39	3.49	68.3	12.91	Peak	325.00	100	Horizontal	Pass
2	5930.700	58.01	4.03	68.2	10.19	Peak	53.00	150	Horizontal	Pass

U-NII-3 11ac40 CH151



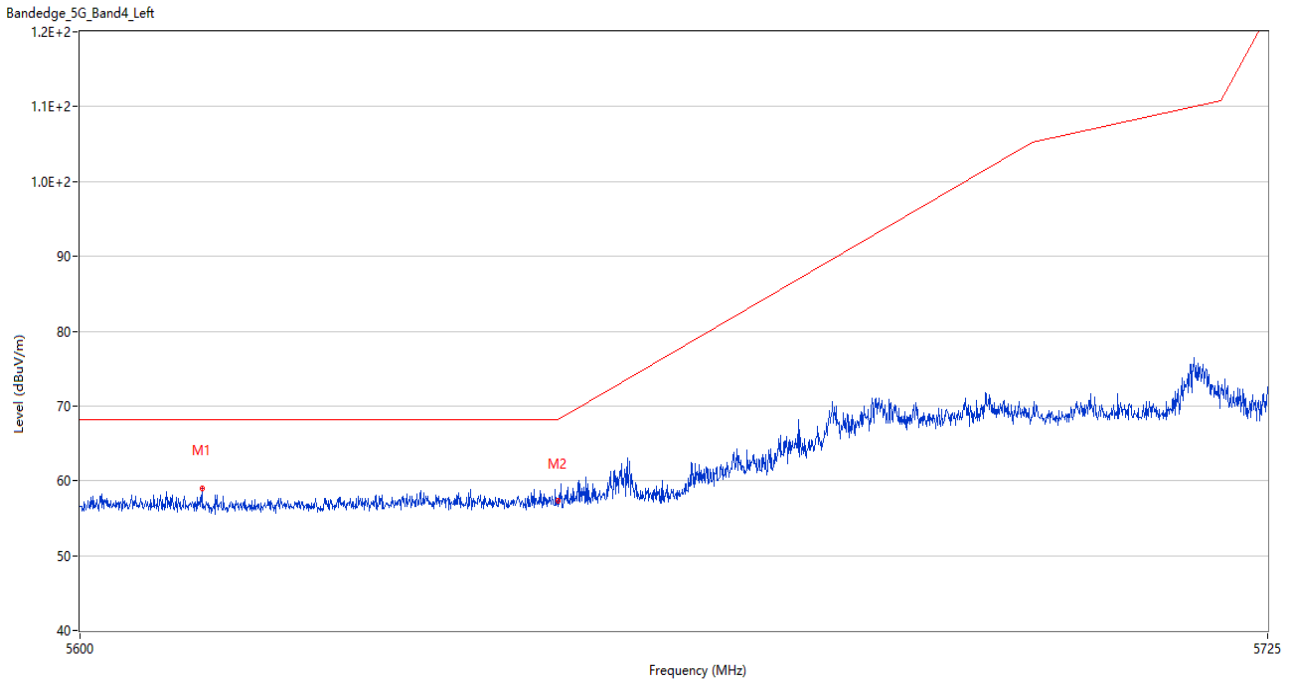
No.	Frequency (MHz)	Results (dBuV/m)	Factor (dB)	Limit (dBuV/m)	Margin (dB)	Detector	Table (Degree)	Height (cm)	Antenna	Verdict
1	5635.875	58.91	4.99	68.2	9.29	Peak	312.00	200	Horizontal	Pass
2	5650.000	56.09	4.41	68.2	12.11	Peak	295.00	100	Horizontal	Pass

U-NII-3 11ac40 CH159



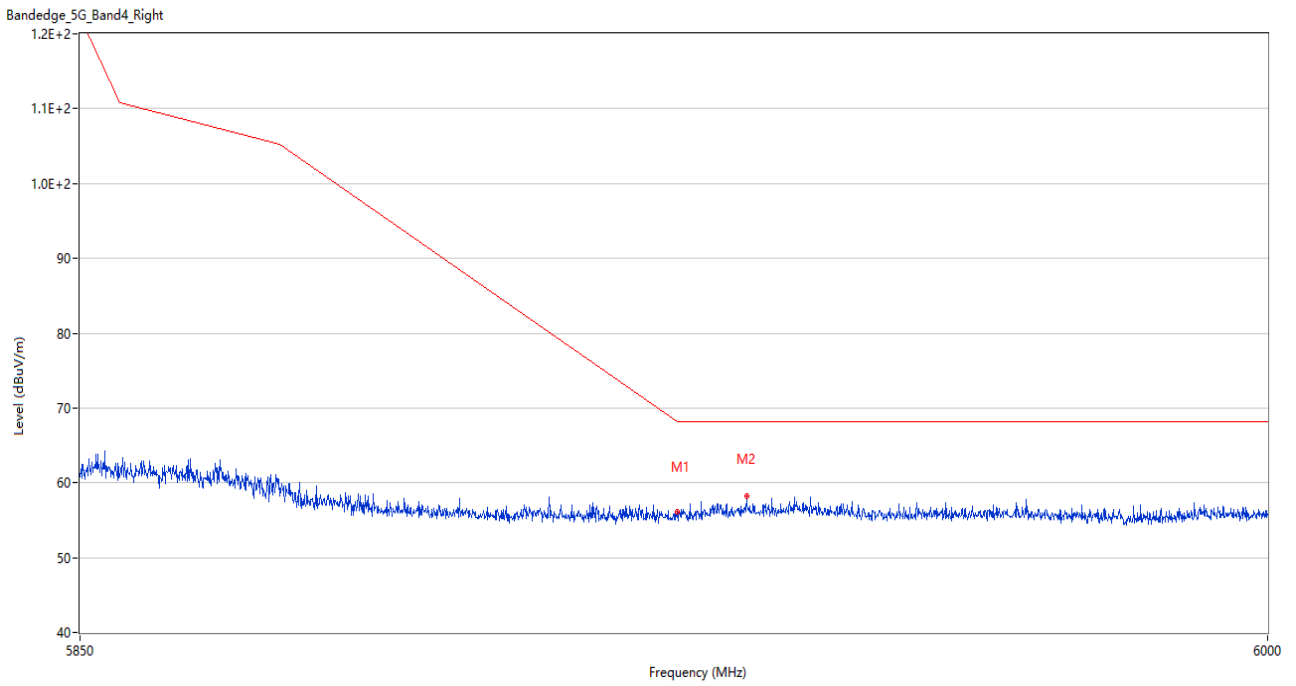
No.	Frequency (MHz)	Results (dBuV/m)	Factor (dB)	Limit (dBuV/m)	Margin (dB)	Detector	Table (Degree)	Height (cm)	Antenna	Verdict
1	5924.925	55.34	3.49	68.3	12.96	Peak	145.00	100	Horizontal	Pass
2	5943.675	58.15	4.22	68.2	10.05	Peak	338.00	150	Horizontal	Pass

U-NII-3 11ac80 CH155



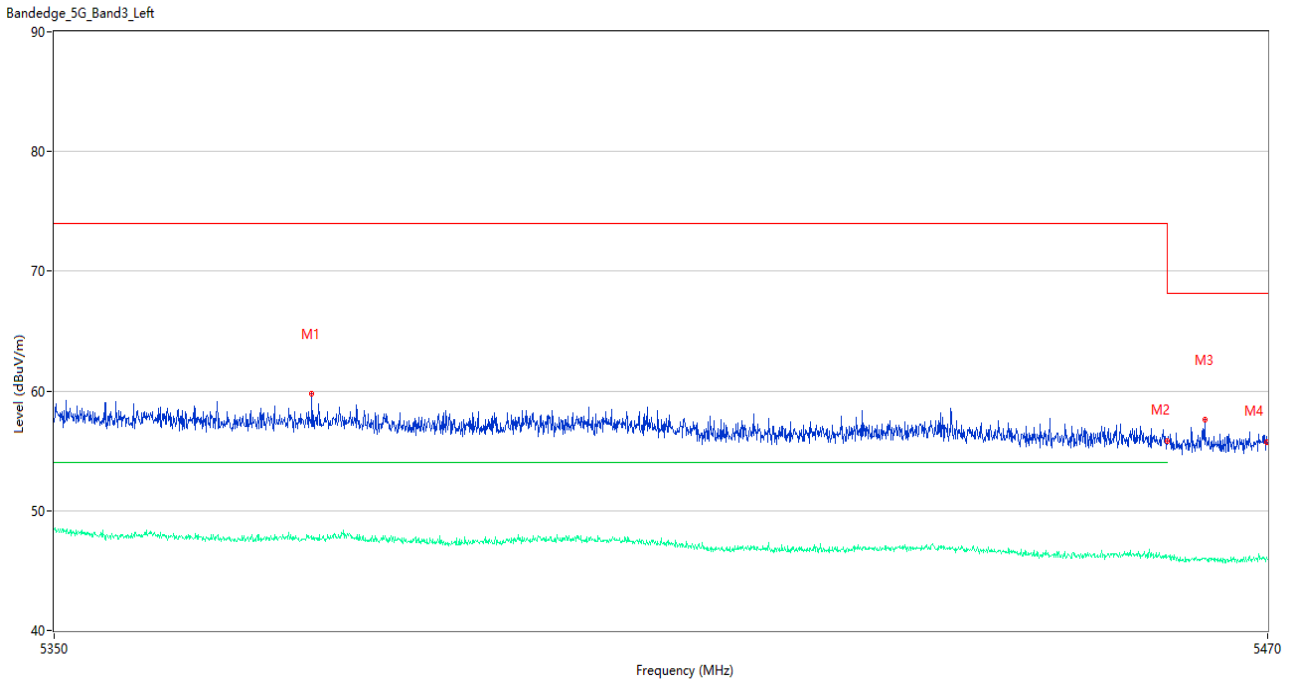
No.	Frequency (MHz)	Results (dBuV/m)	Factor (dB)	Limit (dBuV/m)	Margin (dB)	Detector	Table (Degree)	Height (cm)	Antenna	Verdict
1	5612.687	59.05	4.70	68.2	9.15	Peak	72.00	150	Horizontal	Pass
2	5650.000	57.28	4.41	68.2	10.92	Peak	82.00	100	Horizontal	Pass

U-NII-3 11ac80 CH155



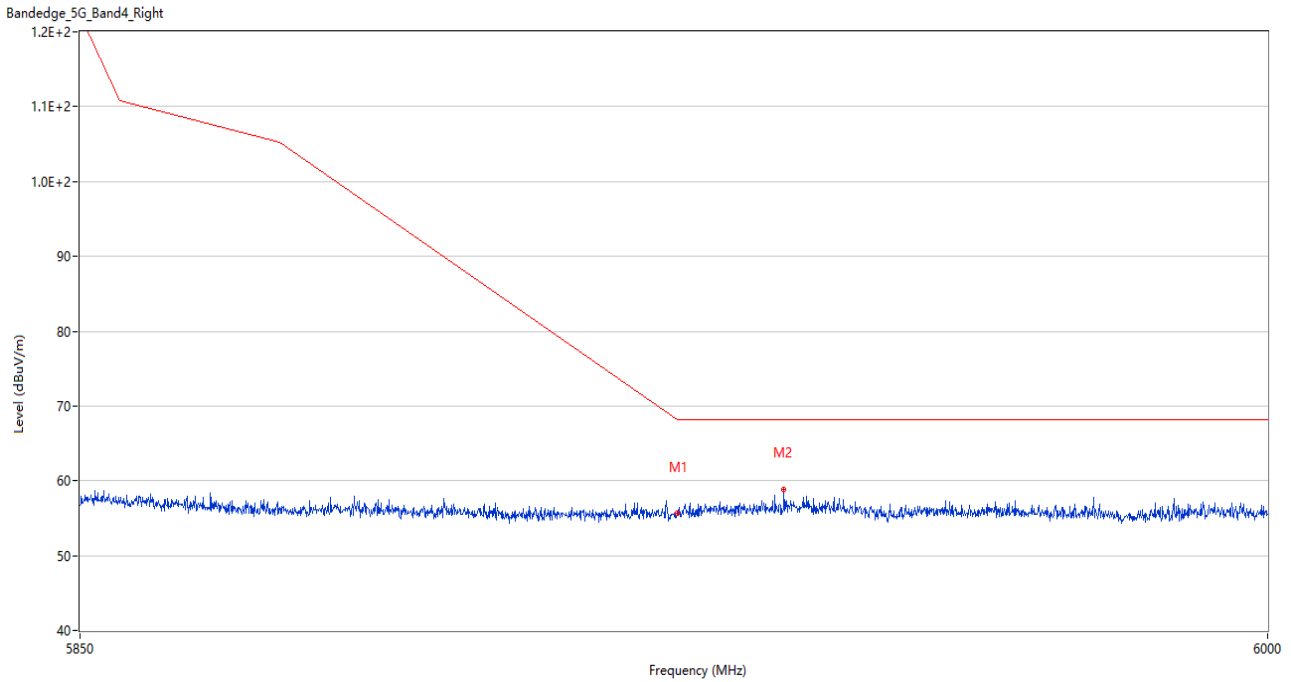
No.	Frequency (MHz)	Results (dBuV/m)	Factor (dB)	Limit (dBuV/m)	Margin (dB)	Detector	Table (Degree)	Height (cm)	Antenna	Verdict
1	5924.925	56.08	3.49	68.3	12.22	Peak	344.00	150	Horizontal	Pass
2	5933.700	58.19	4.27	68.2	10.01	Peak	360.00	150	Horizontal	Pass

U-NII-2C&U-NII-3 11a CH144



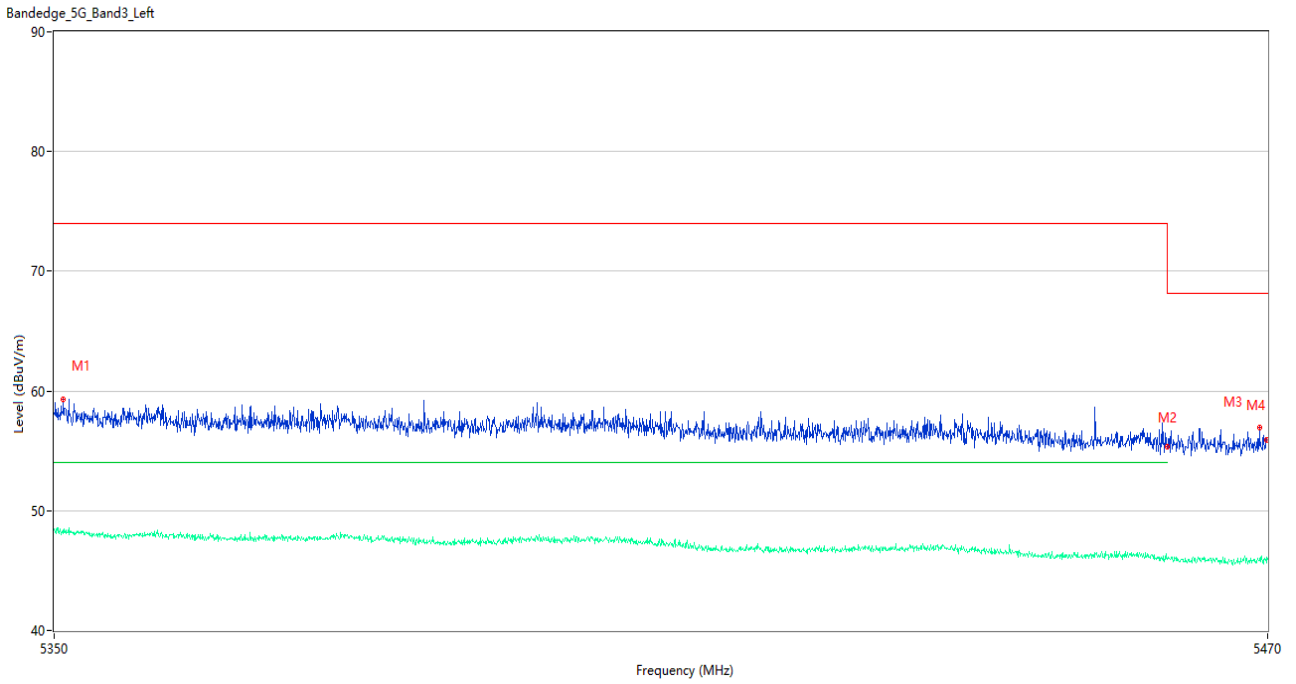
No.	Frequency (MHz)	Results (dBuV/m)	Factor (dB)	Limit (dBuV/m)	Margin (dB)	Detector	Table (Degree)	Height (cm)	Antenna	Verdict
1	5375.260	59.76	4.56	74.0	14.24	Peak	123.00	200	Horizontal	Pass
1**	5375.260	47.63	4.56	54.0	6.37	AV	123.00	200	Horizontal	Pass
2	5459.980	55.78	4.04	74.0	18.22	Peak	354.00	150	Horizontal	Pass
2**	5459.980	46.11	4.04	54.0	7.89	AV	354.00	150	Horizontal	Pass
3	5463.700	57.57	4.01	68.2	10.63	Peak	178.00	200	Horizontal	Pass
3**	5463.700	45.96	4.01	--	--	AV	178.00	200	Horizontal	N/A
4	5469.940	55.72	4.06	68.2	12.48	Peak	337.00	150	Horizontal	Pass
4**	5469.940	46.12	4.06	--	--	AV	337.00	150	Horizontal	N/A

U-NII-2C&U-NII-3 11a CH144



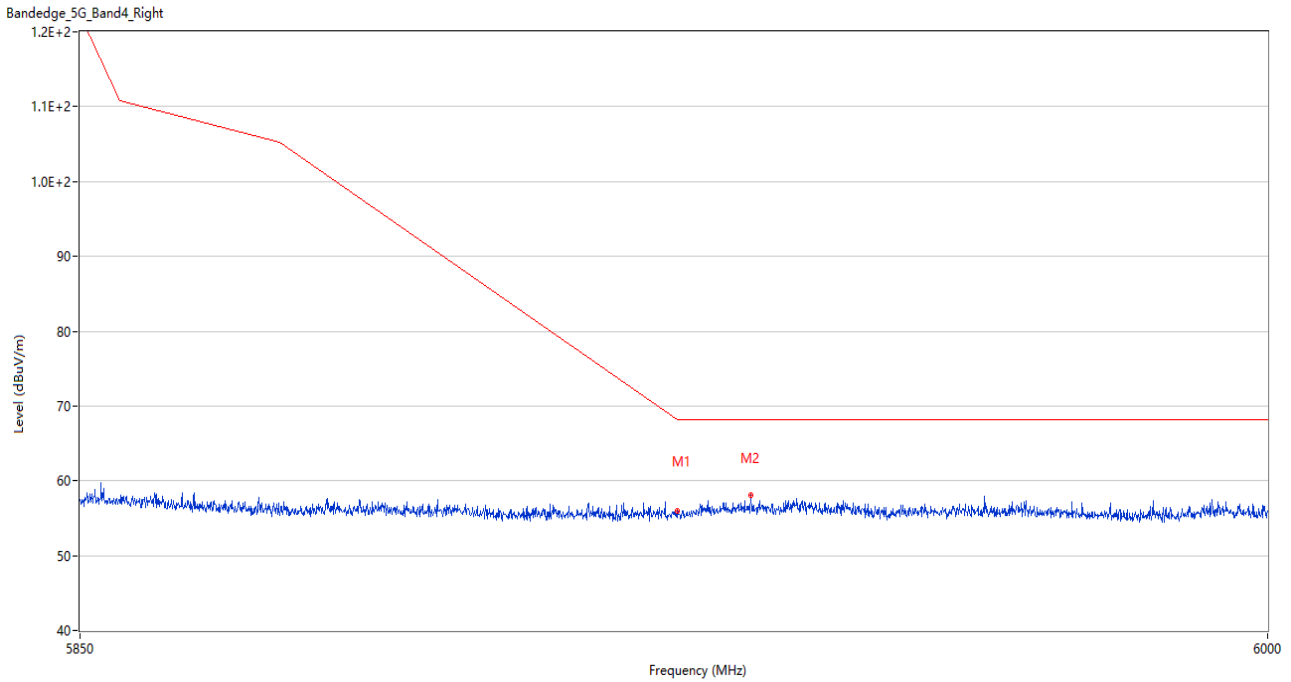
No.	Frequency (MHz)	Results (dBuV/m)	Factor (dB)	Limit (dBuV/m)	Margin (dB)	Detector	Table (Degree)	Height (cm)	Antenna	Verdict
1	5924.925	55.64	3.49	68.3	12.66	Peak	111.00	100	Horizontal	Pass
2	5938.425	58.78	4.32	68.2	9.42	Peak	64.00	200	Horizontal	Pass

U-NII-2C&U-NII-3 11n20 CH144



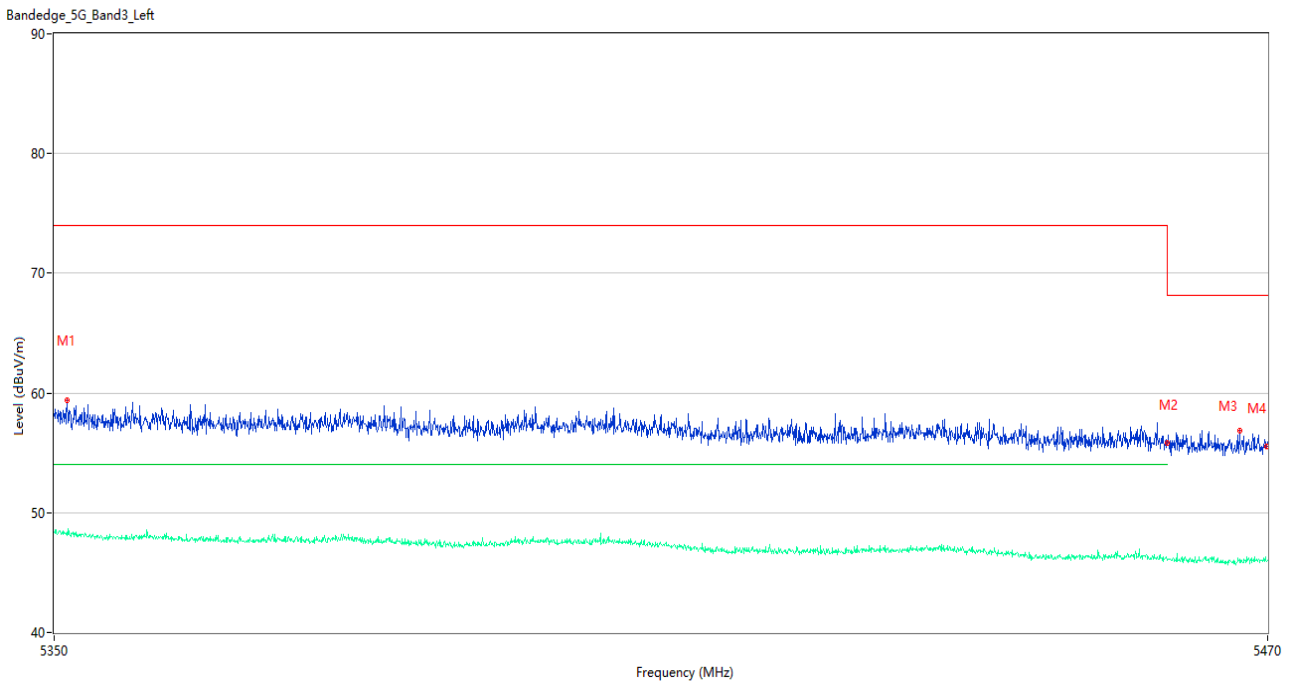
No.	Frequency (MHz)	Results (dBuV/m)	Factor (dB)	Limit (dBuV/m)	Margin (dB)	Detector	Table (Degree)	Height (cm)	Antenna	Verdict
1	5350.900	59.35	5.00	74.0	14.65	Peak	92.00	150	Horizontal	Pass
1**	5350.900	48.35	5.00	54.0	5.65	AV	92.00	150	Horizontal	Pass
2	5459.980	55.32	4.04	74.0	18.68	Peak	265.00	150	Horizontal	Pass
2**	5459.980	45.89	4.04	54.0	8.11	AV	265.00	150	Horizontal	Pass
3	5469.160	56.97	4.01	68.2	11.23	Peak	199.00	200	Horizontal	Pass
3**	5469.160	45.88	4.01	--	--	AV	199.00	200	Horizontal	N/A
4	5469.940	55.92	4.06	68.2	12.28	Peak	302.00	150	Horizontal	Pass
4**	5469.940	45.68	4.06	--	--	AV	302.00	150	Horizontal	N/A

U-NII-2C&U-NII-3 11n20 CH144



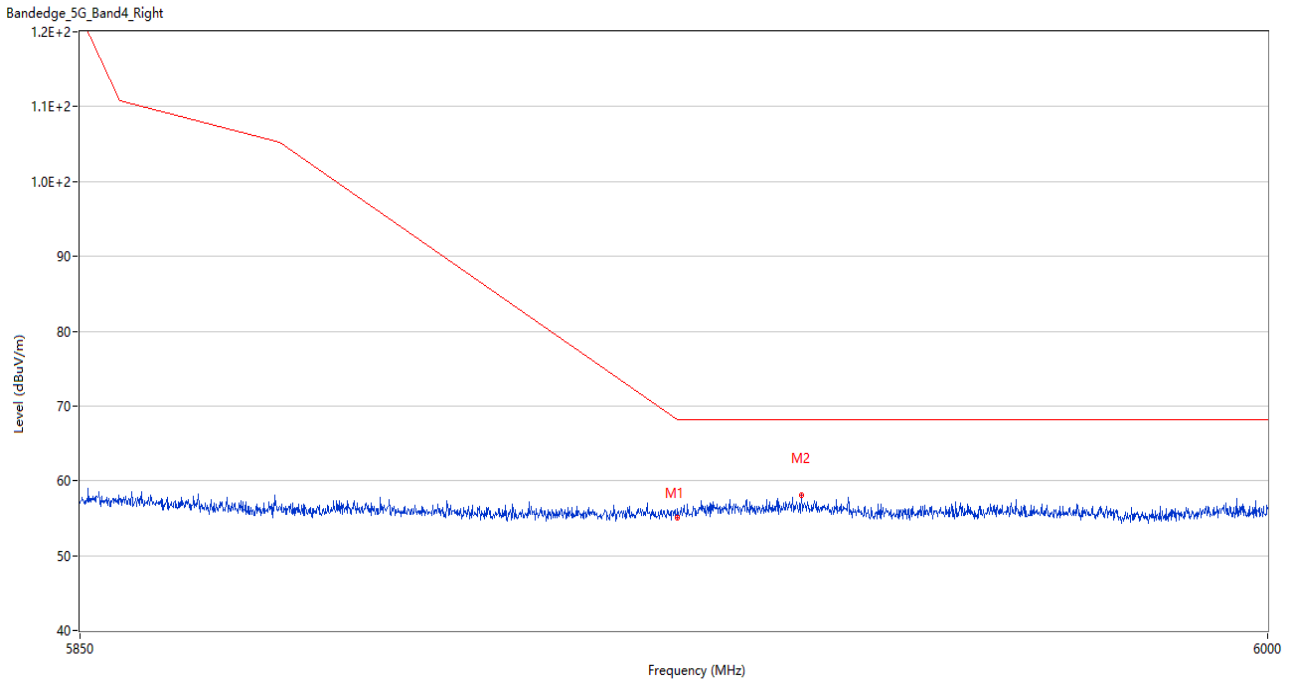
No.	Frequency (MHz)	Results (dBuV/m)	Factor (dB)	Limit (dBuV/m)	Margin (dB)	Detector	Table (Degree)	Height (cm)	Antenna	Verdict
1	5924.925	56.04	3.49	68.3	12.26	Peak	202.00	200	Horizontal	Pass
2	5934.300	58.06	4.25	68.2	10.14	Peak	60.00	150	Horizontal	Pass

U-NII-2C&U-NII-3 11n40 CH142



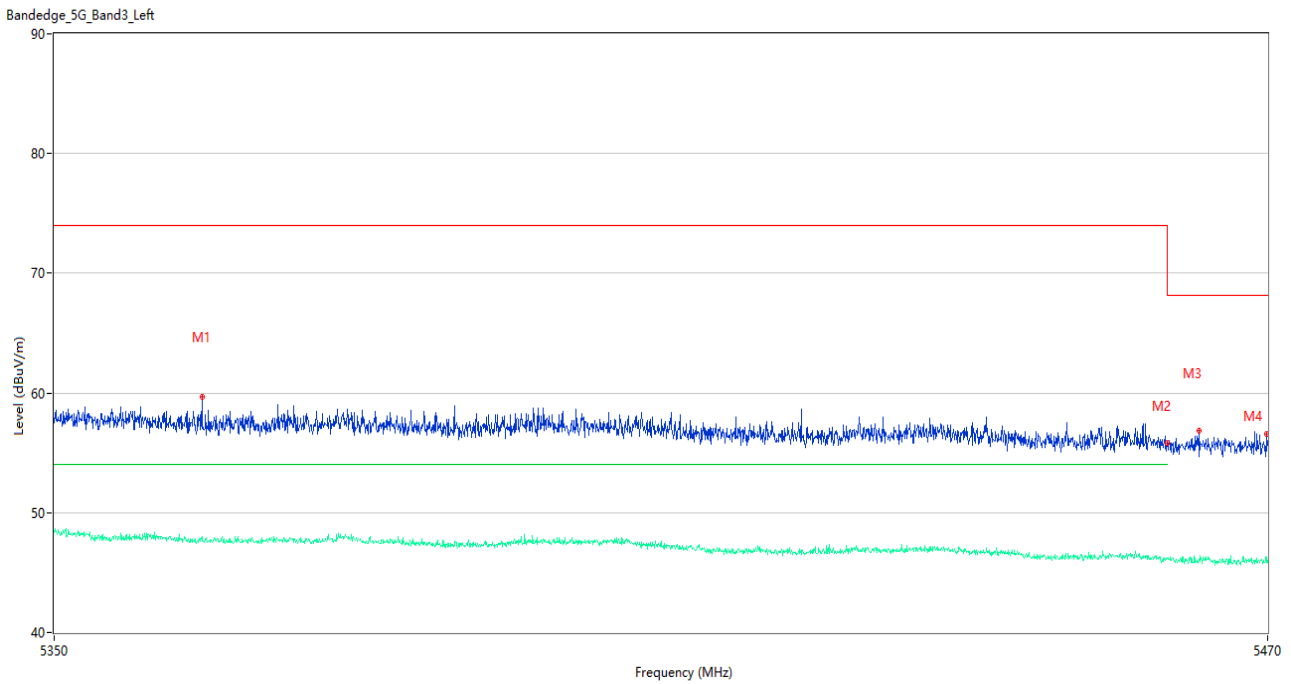
No.	Frequency (MHz)	Results (dBuV/m)	Factor (dB)	Limit (dBuV/m)	Margin (dB)	Detector	Table (Degree)	Height (cm)	Antenna	Verdict
1	5351.260	59.36	4.98	74.0	14.64	Peak	63.00	100	Horizontal	Pass
1**	5351.260	48.11	4.98	54.0	5.89	AV	63.00	100	Horizontal	Pass
2	5459.980	55.79	4.04	74.0	18.21	Peak	356.00	150	Horizontal	Pass
2**	5459.980	46.05	4.04	54.0	7.95	AV	356.00	150	Horizontal	Pass
3	5467.180	56.84	3.93	68.2	11.36	Peak	285.00	200	Horizontal	Pass
3**	5467.180	46.09	3.93	--	--	AV	285.00	200	Horizontal	N/A
4	5469.940	55.54	4.06	68.2	12.66	Peak	53.00	150	Horizontal	Pass
4**	5469.940	45.89	4.06	--	--	AV	53.00	150	Horizontal	N/A

U-NII-2C&U-NII-3 11n40 CH142



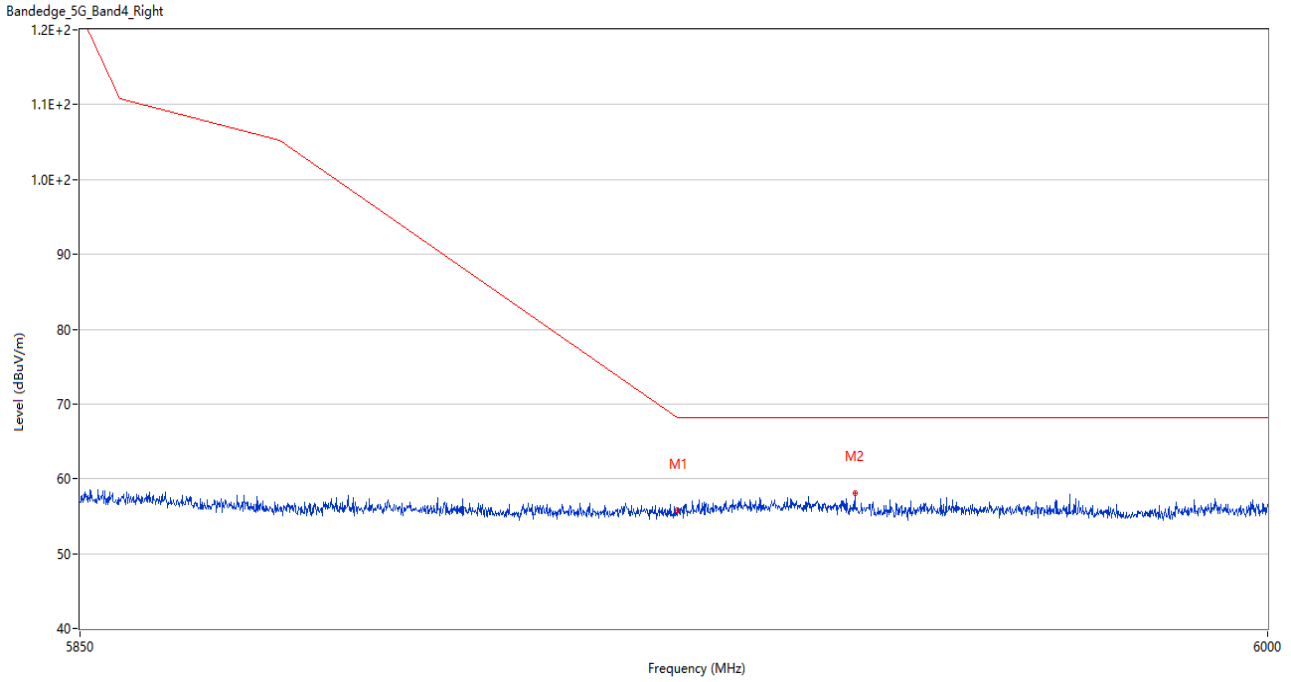
No.	Frequency (MHz)	Results (dBuV/m)	Factor (dB)	Limit (dBuV/m)	Margin (dB)	Detector	Table (Degree)	Height (cm)	Antenna	Verdict
1	5924.925	55.11	3.49	68.3	13.19	Peak	262.00	100	Horizontal	Pass
2	5940.675	58.03	4.41	68.2	10.17	Peak	116.00	150	Horizontal	Pass

U-NII-2C&U-NII-3 11ac20 CH144



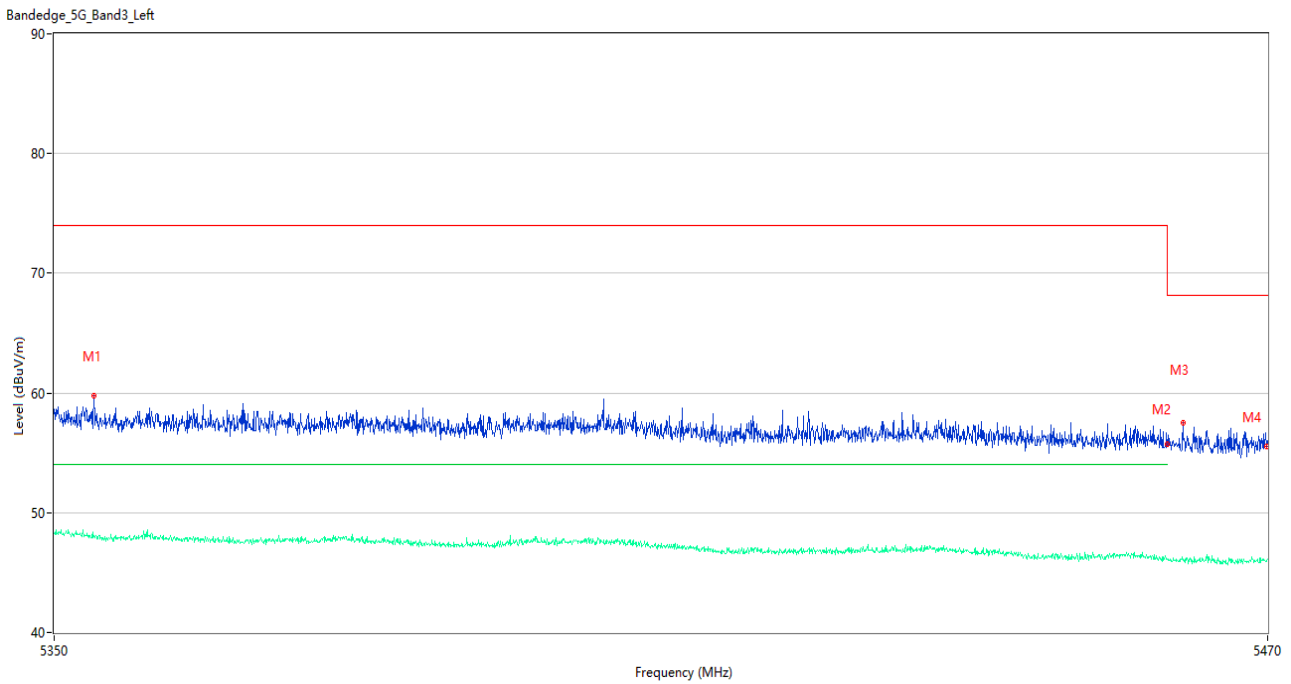
No.	Frequency (MHz)	Results (dBuV/m)	Factor (dB)	Limit (dBuV/m)	Margin (dB)	Detector	Table (Degree)	Height (cm)	Antenna	Verdict
1	5364.460	59.64	4.44	74.0	14.36	Peak	143.00	200	Horizontal	Pass
1**	5364.460	48.03	4.44	54.0	5.97	AV	143.00	200	Horizontal	Pass
2	5459.980	55.80	4.04	74.0	18.20	Peak	79.00	200	Horizontal	Pass
2**	5459.980	46.25	4.04	54.0	7.75	AV	79.00	200	Horizontal	Pass
3	5463.100	56.87	4.02	68.2	11.33	Peak	268.00	200	Horizontal	Pass
3**	5463.100	46.03	4.02	--	--	AV	268.00	200	Horizontal	N/A
4	5469.940	56.55	4.06	68.2	11.65	Peak	98.00	200	Horizontal	Pass
4**	5469.940	46.28	4.06	--	--	AV	98.00	200	Horizontal	N/A

U-NII-2C&U-NII-3 11ac20 CH144



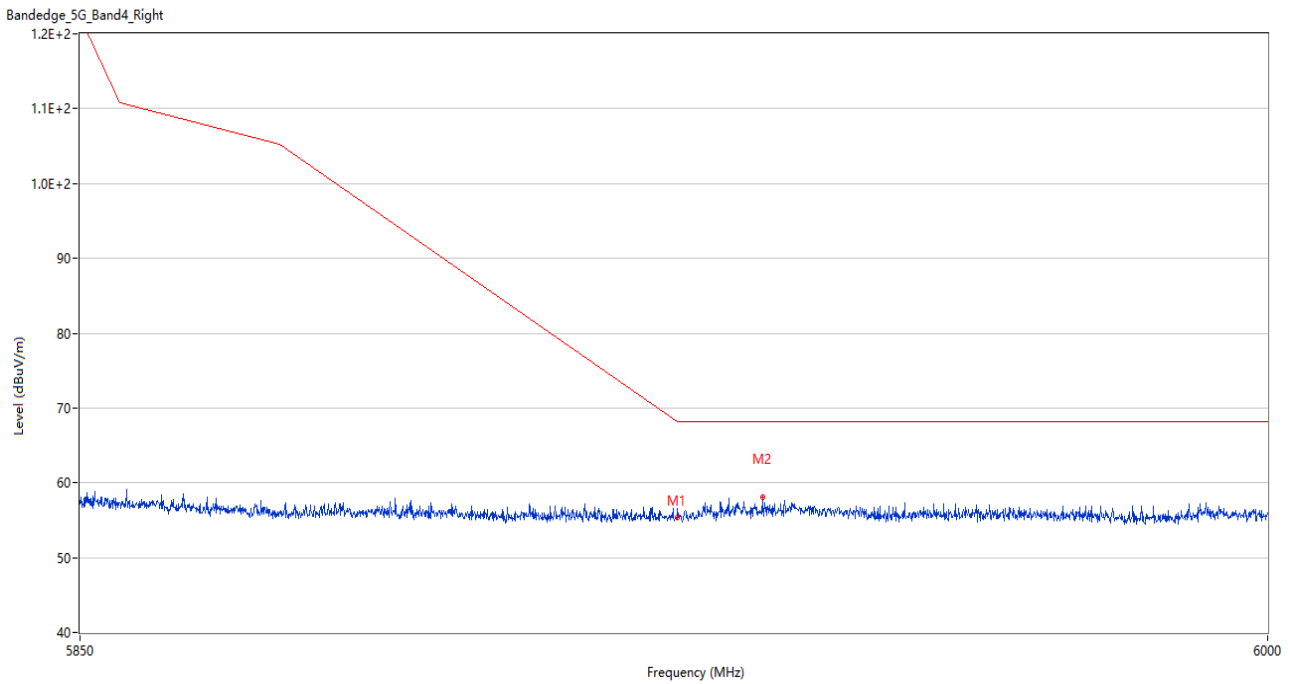
No.	Frequency (MHz)	Results (dBuV/m)	Factor (dB)	Limit (dBuV/m)	Margin (dB)	Detector	Table (Degree)	Height (cm)	Antenna	Verdict
1	5924.925	55.89	3.49	68.3	12.41	Peak	166.00	150	Horizontal	Pass
2	5947.425	58.06	3.95	68.2	10.14	Peak	16.00	150	Horizontal	Pass

U-NII-2C&U-NII-3 11ac40 CH142



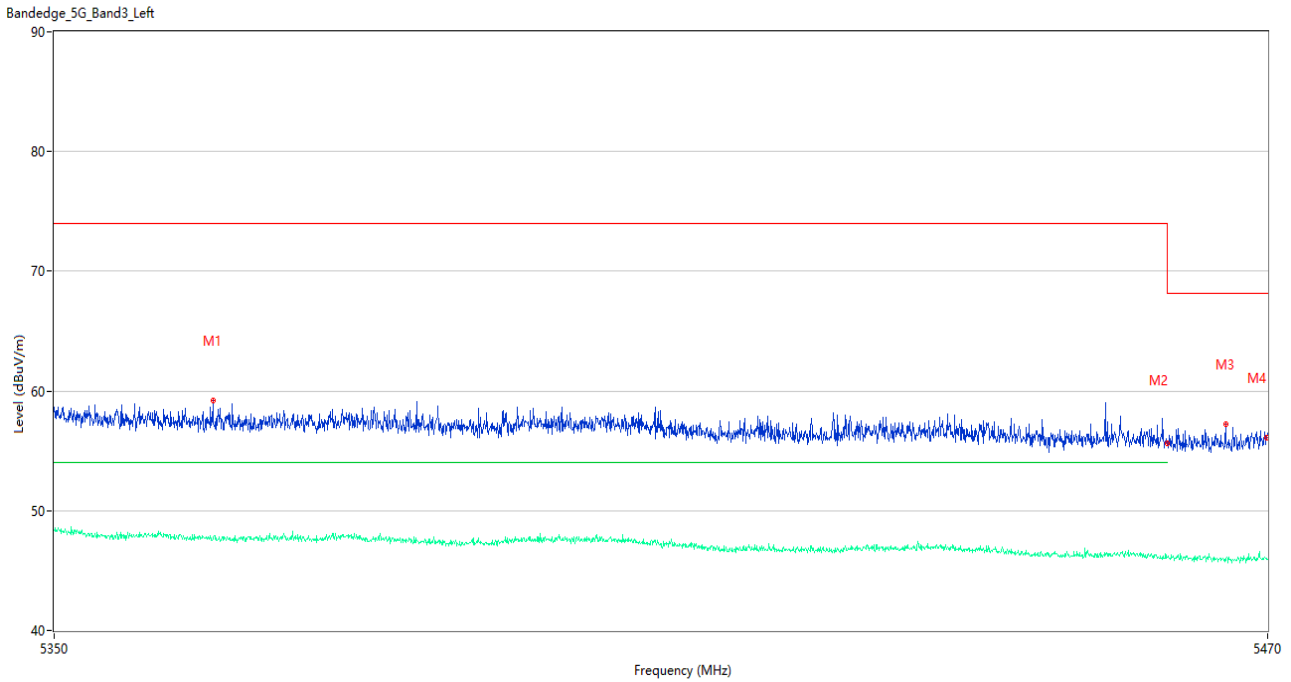
No.	Frequency (MHz)	Results (dBuV/m)	Factor (dB)	Limit (dBuV/m)	Margin (dB)	Detector	Table (Degree)	Height (cm)	Antenna	Verdict
1	5353.900	59.78	4.74	74.0	14.22	Peak	68.00	100	Horizontal	Pass
1**	5353.900	47.98	4.74	54.0	6.02	AV	68.00	100	Horizontal	Pass
2	5459.980	55.75	4.04	74.0	18.25	Peak	345.00	100	Horizontal	Pass
2**	5459.980	46.08	4.04	54.0	7.92	AV	345.00	100	Horizontal	Pass
3	5461.540	57.48	3.91	68.2	10.72	Peak	63.00	200	Horizontal	Pass
3**	5461.540	45.99	3.91	--	--	AV	63.00	200	Horizontal	N/A
4	5469.940	55.56	4.06	68.2	12.64	Peak	291.00	200	Horizontal	Pass
4**	5469.940	46.02	4.06	--	--	AV	291.00	200	Horizontal	N/A

U-NII-2C&U-NII-3 11ac40 CH142



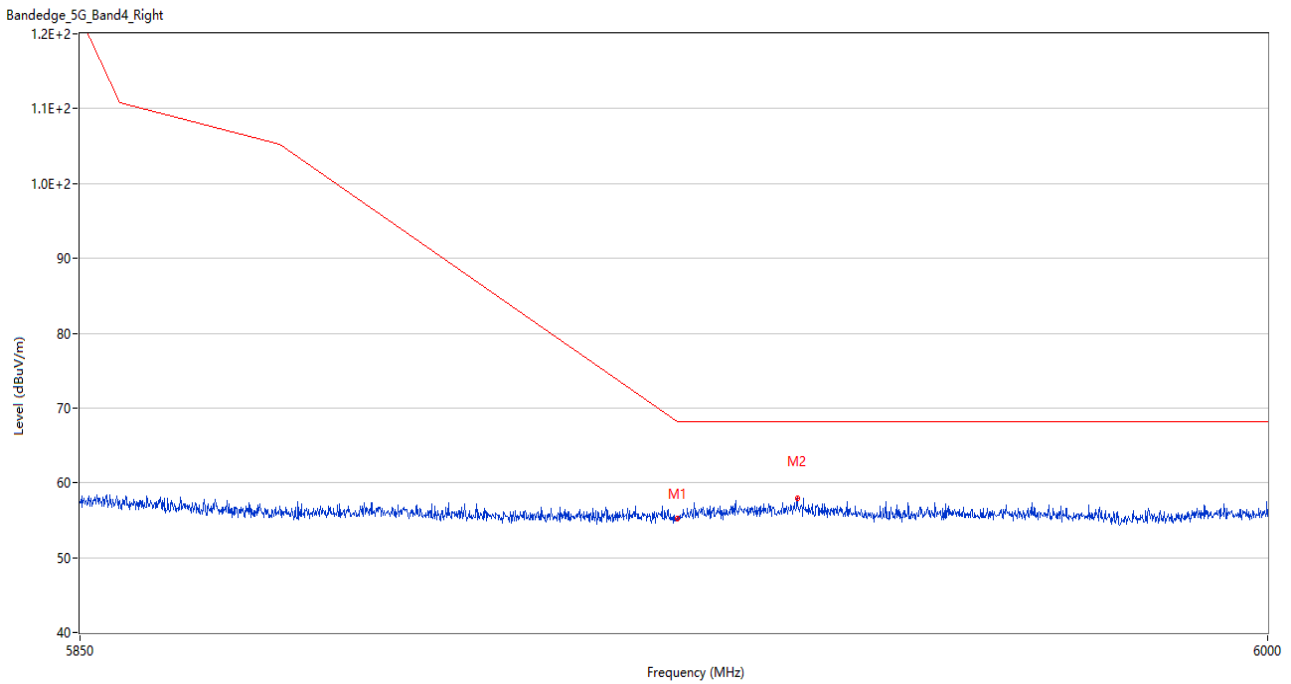
No.	Frequency (MHz)	Results (dBuV/m)	Factor (dB)	Limit (dBuV/m)	Margin (dB)	Detector	Table (Degree)	Height (cm)	Antenna	Verdict
1	5924.925	55.39	3.49	68.3	12.91	Peak	77.00	100	Horizontal	Pass
2	5935.725	58.14	4.22	68.2	10.06	Peak	230.00	100	Horizontal	Pass

U-NII-2C&U-NII-3 11ac80 CH138



No.	Frequency (MHz)	Results (dBuV/m)	Factor (dB)	Limit (dBuV/m)	Margin (dB)	Detector	Table (Degree)	Height (cm)	Antenna	Verdict
1	5365.540	59.20	4.43	74.0	14.80	Peak	150.00	150	Horizontal	Pass
1**	5365.540	47.63	4.43	54.0	6.37	AV	150.00	150	Horizontal	Pass
2	5459.980	55.60	4.04	74.0	18.40	Peak	280.00	150	Horizontal	Pass
2**	5459.980	46.14	4.04	54.0	7.86	AV	280.00	150	Horizontal	Pass
3	5465.800	57.24	3.88	68.2	10.96	Peak	45.00	100	Horizontal	Pass
3**	5465.800	45.83	3.88	--	--	AV	45.00	100	Horizontal	N/A
4	5469.940	56.10	4.06	68.2	12.10	Peak	287.00	200	Horizontal	Pass
4**	5469.940	46.05	4.06	--	--	AV	287.00	200	Horizontal	N/A

U-NII-2C&U-NII-3 11ac80 CH138



No.	Frequency (MHz)	Results (dBuV/m)	Factor (dB)	Limit (dBuV/m)	Margin (dB)	Detector	Table (Degree)	Height (cm)	Antenna	Verdict
1	5924.925	55.25	3.49	68.3	13.05	Peak	110.00	200	Horizontal	Pass
2	5940.150	57.95	4.40	68.2	10.25	Peak	332.00	150	Horizontal	Pass

ANNEX B TEST SETUP PHOTOS

Please refer the document “BL-SZ2350434-AR.PDF”.

ANNEX C EUT EXTERNAL PHOTOS

Please refer the document “BL-SZ2350434-AW.PDF”.

ANNEX D EUT INTERNAL PHOTOS

Please refer the document “BL-SZ2350434-AI.PDF”.

Statement

1. The laboratory guarantees the scientificity, accuracy and impartiality of the test, and is responsible for all the information in the report, except the information provided by the customer. The customer is responsible for the impact of the information provided on the validity of the results.
2. The report without China inspection body and laboratory Mandatory Approval (CMA) mark has no effect of proving to the society.
3. For the report with CNAS mark or A2LA mark, the items marked with "☆" are not within the accredited scope.
4. This report is invalid if it is altered, without the signature of the testing and approval personnel, or without the "inspection and testing dedicated stamp" or test report stamp.
5. The test data and results are only valid for the tested samples provided by the customer.
6. This report shall not be partially reproduced without the written permission of the laboratory.
7. Any objection shall be raised to the laboratory within 30 days after receiving the report.

--END OF REPORT--