



Spectrum Research & Testing Lab., Inc.
 No.167, Ln. 780, Shan-Tong Rd., Ling 8, Shan-Tong Li, Chung-Li City, Taoyuan County 320, Taiwan (R.O.C.)

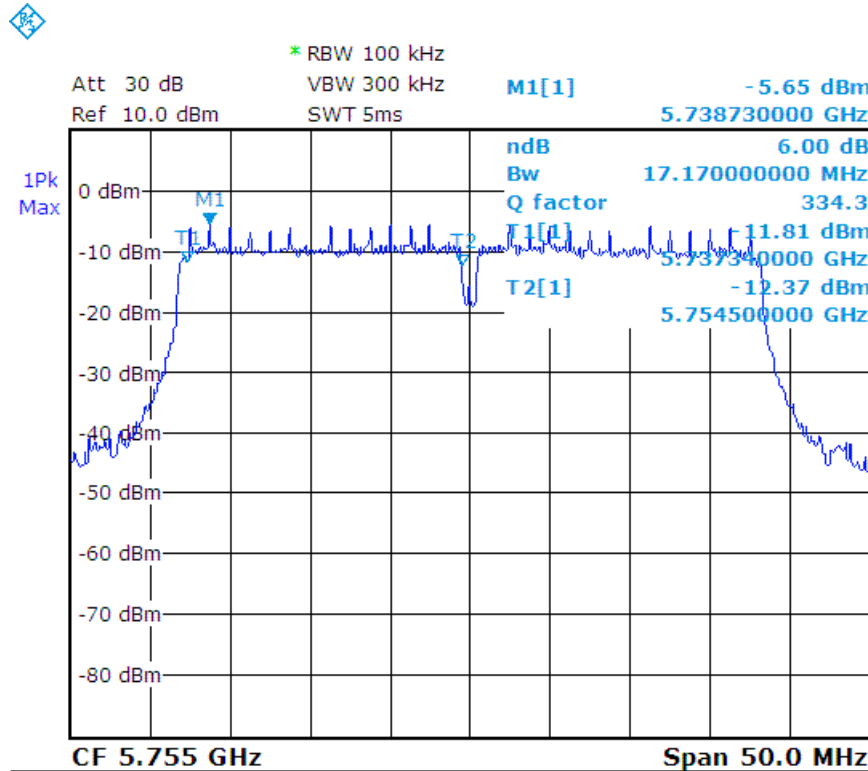
TEST REPORT

Reference No.: A15102101
 Report No.: FCCA15102101-01
 FCC ID : ZME-MLWG3
 Page: 251 of 484
 Date: Dec. 22, 2015

Temperature:	21 °C	Humidity:	59 %RH
Detector:	Peak	Test Mode:	MLWG3_5.8G_802.11n - HT40
RBW:	100 kHz	VBW:	300 kHz
Tested By:	Richard Lin	Tested Date:	Nov. 23, 2015

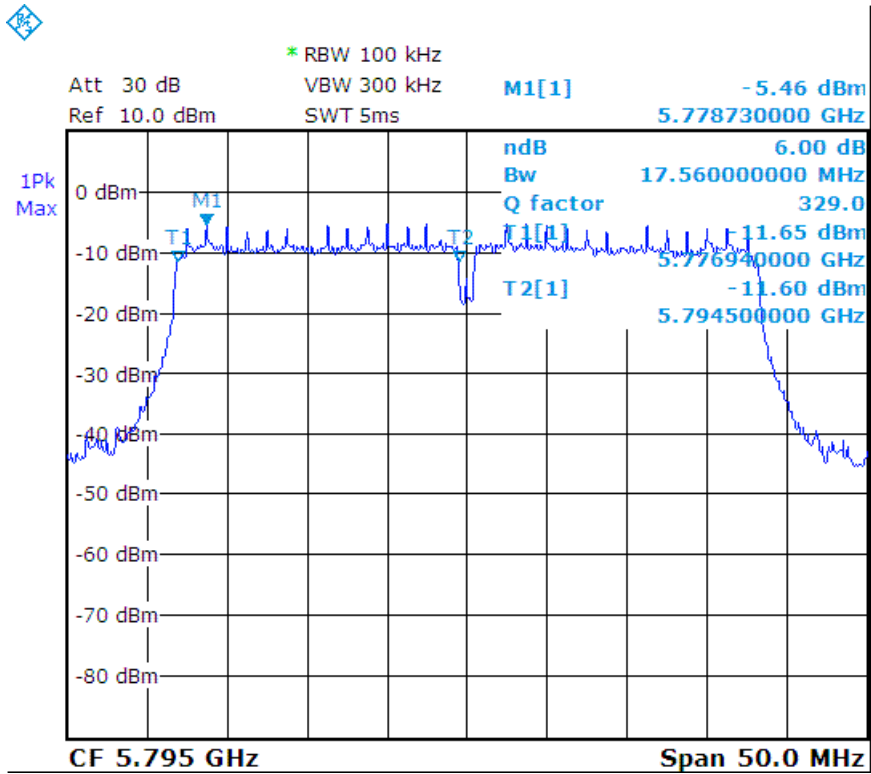
Channel Number	Channel Frequency (MHz)	6dB Bandwidth (MHz)	Minimum Limit (MHz)
CH151	5755	17.17	0.5
CH159	5795	17.56	0.5

n - HT40_CH151 :





n - HT40_CH159 :





Spectrum Research & Testing Lab., Inc.
 No.167, Ln. 780, Shan-Tong Rd., Ling 8, Shan-Tong Li, Chung-Li City, Taoyuan County 320, Taiwan (R.O.C.)

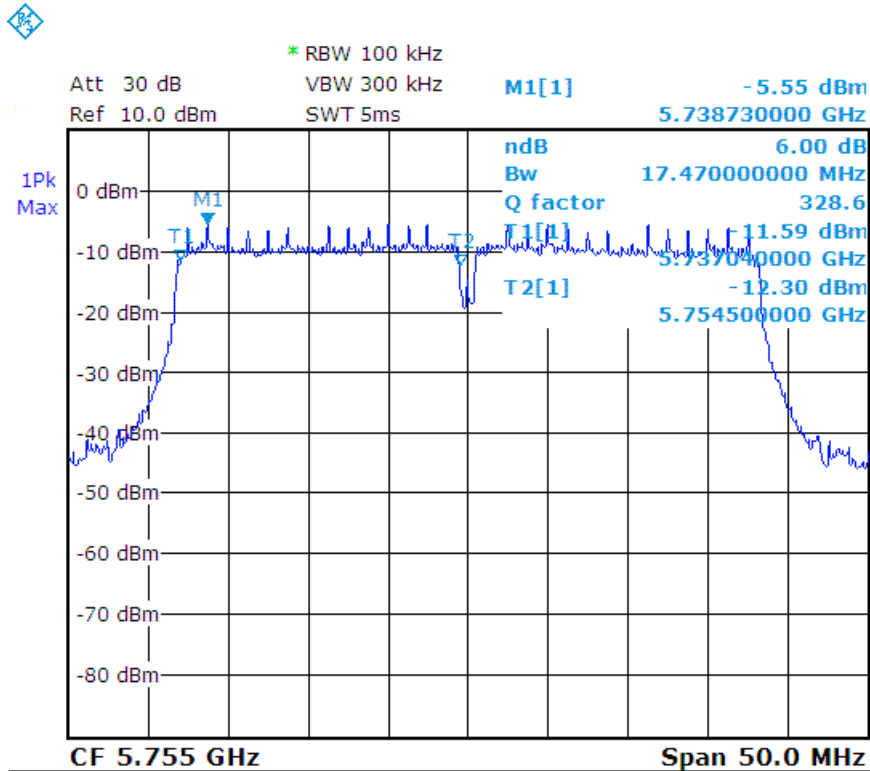
TEST REPORT

Reference No.: A15102101
 Report No.: FCCA15102101-01
 FCC ID : ZME-MLWG3
 Page: 253 of 484
 Date: Dec. 22, 2015

Temperature:	21 °C	Humidity:	59 %RH
Detector:	Peak	Test Mode:	MLWG3_5.8G_802.11ac - HT40
RBW:	100 kHz	VBW:	300 kHz
Tested By:	Richard Lin	Tested Date:	Nov. 23, 2015

Channel Number	Channel Frequency (MHz)	6dB Bandwidth (MHz)	Minimum Limit (MHz)
CH151	5755	17.47	0.5
CH159	5795	17.47	0.5

ac - HT40_CH151 :



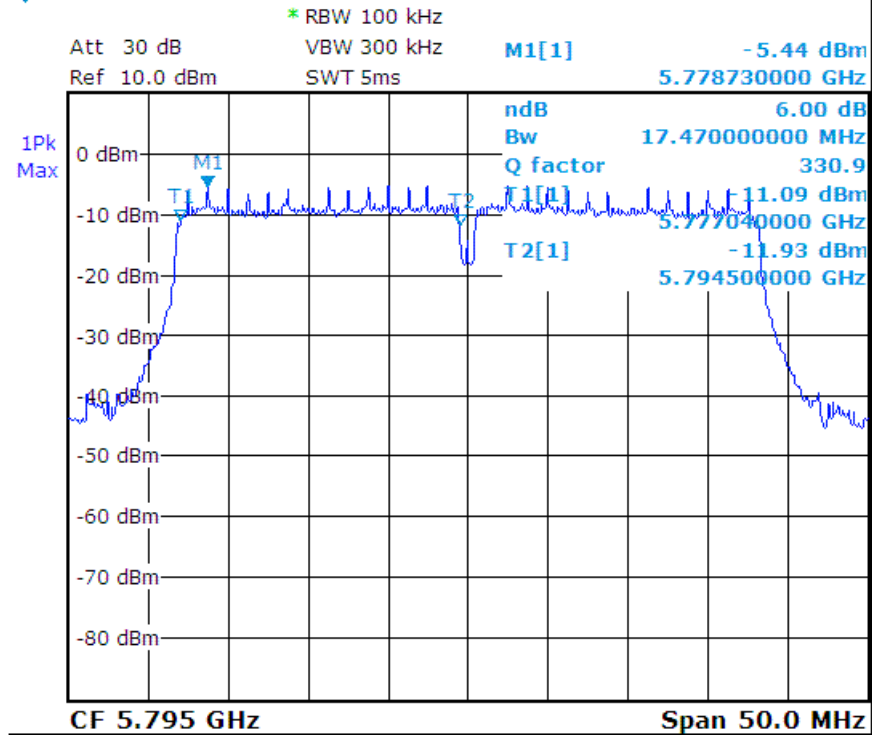


Spectrum Research & Testing Lab., Inc.
 No.167, Ln. 780, Shan-Tong Rd., Ling 8, Shan-Tong Li, Chung-Li City, Taoyuan County 320, Taiwan (R.O.C.)

TEST REPORT

Reference No.: A15102101
 Report No.: FCCA15102101-01
 FCC ID : ZME-MLWG3
 Page: 254 of 484
 Date: Dec. 22, 2015

ac - HT40_CH159 :





Spectrum Research & Testing Lab., Inc.
 No.167, Ln. 780, Shan-Tong Rd., Ling 8, Shan-Tong Li, Chung-Li City, Taoyuan County 320, Taiwan (R.O.C.)

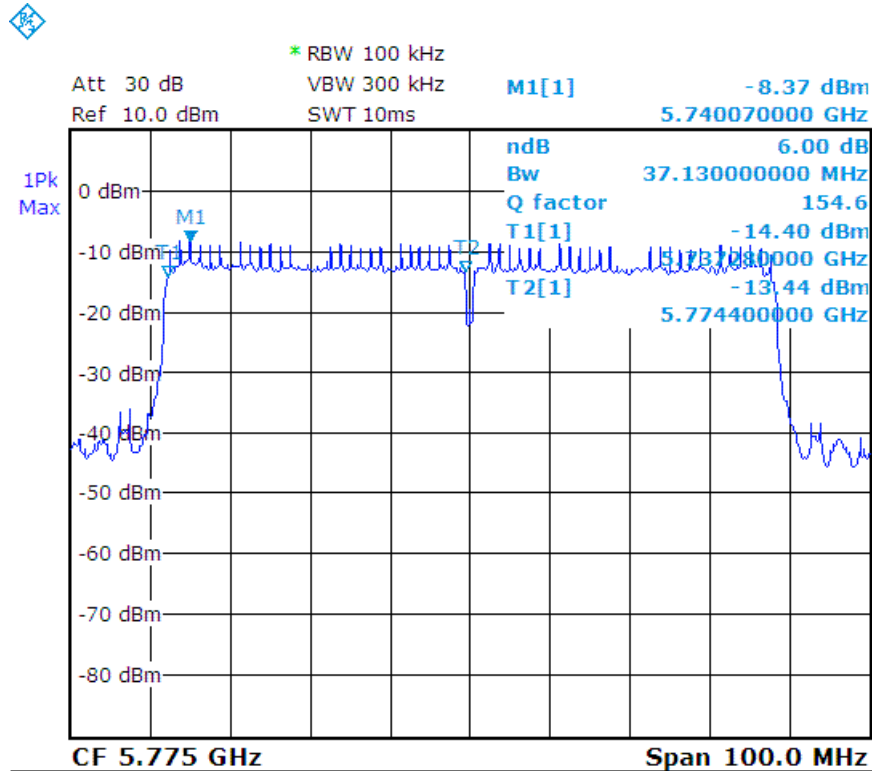
TEST REPORT

Reference No.: A15102101
 Report No.: FCCA15102101-01
 FCC ID : ZME-MLWG3
 Page: 255 of 484
 Date: Dec. 22, 2015

Temperature:	21 °C	Humidity:	59 %RH
Detector:	Peak	Test Mode:	MLWG3_5.8G_802.11ac – HT80
RBW:	100 kHz	VBW:	300 kHz
Tested By:	Richard Lin	Tested Date:	Nov. 23, 2015

Channel Number	Channel Frequency (MHz)	6dB Bandwidth (MHz)	Minimum Limit (MHz)
CH155	5775	37.13	0.5

ac – HT80_CH155 :





Spectrum Research & Testing Lab., Inc.
 No.167, Ln. 780, Shan-Tong Rd., Ling 8, Shan-Tong Li, Chung-Li City, Taoyuan County 320, Taiwan (R.O.C.)

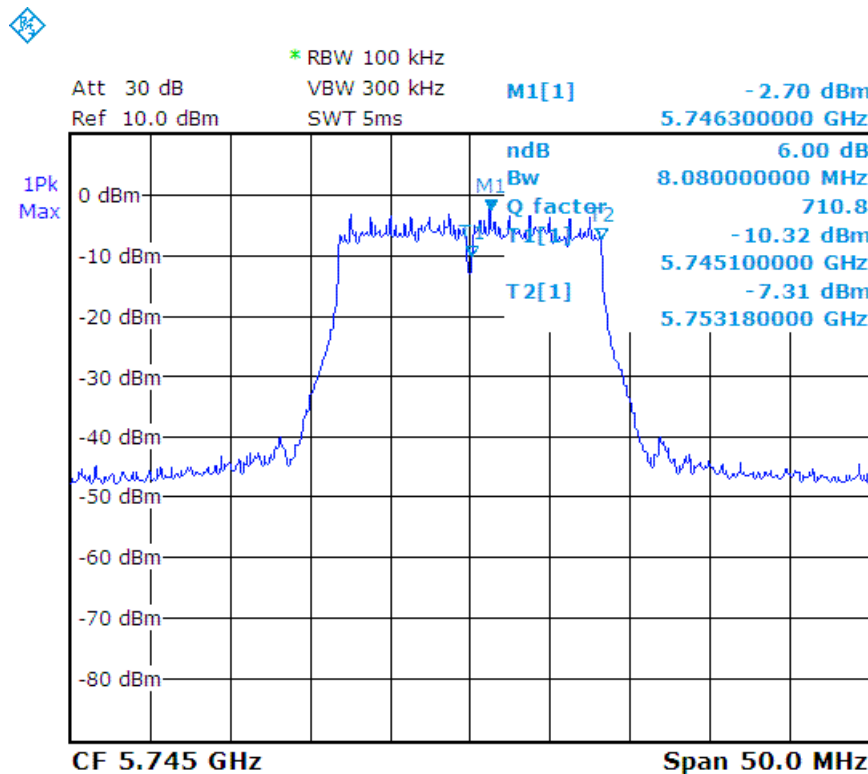
TEST REPORT

Reference No.: A15102101
 Report No.: FCCA15102101-01
 FCC ID : ZME-MLWG3
 Page: 256 of 484
 Date: Dec. 22, 2015

Temperature:	22 °C	Humidity:	58 %RH
Detector:	Peak	Test Mode:	MLWG3/64_5.8G_802.11a
RBW:	100 kHz	VBW:	300 kHz
Tested By:	Richard Lin	Tested Date:	Nov. 13, 2015

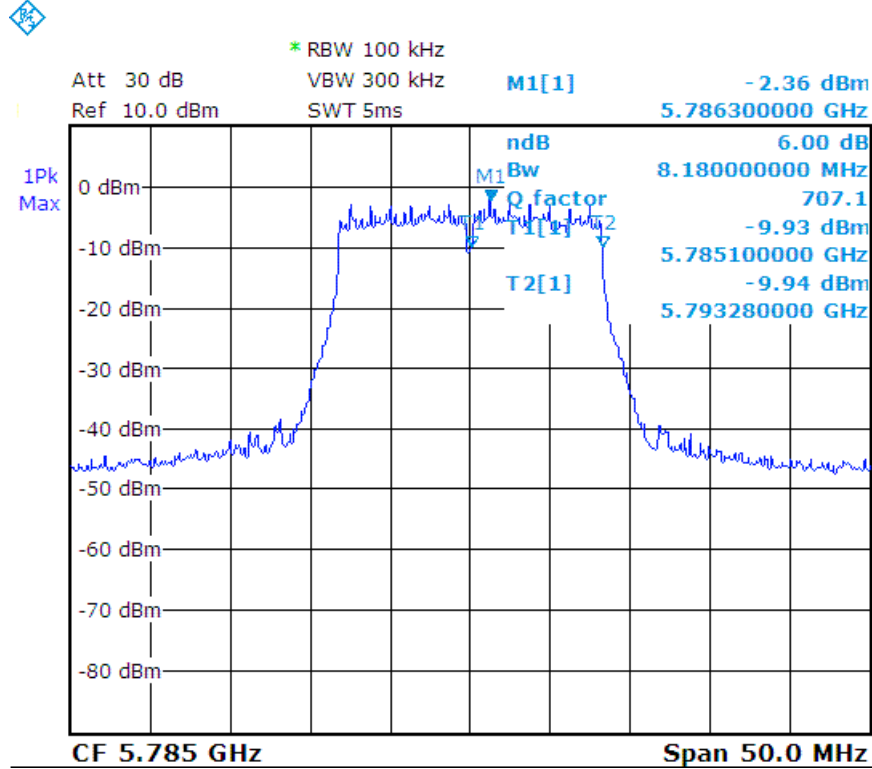
Channel Number	Channel Frequency (MHz)	6dB Bandwidth (MHz)	Minimum Limit (MHz)
CH149	5745	8.08	0.5
CH157	5785	8.18	0.5
CH165	5825	8.08	0.5

a_CH149 :

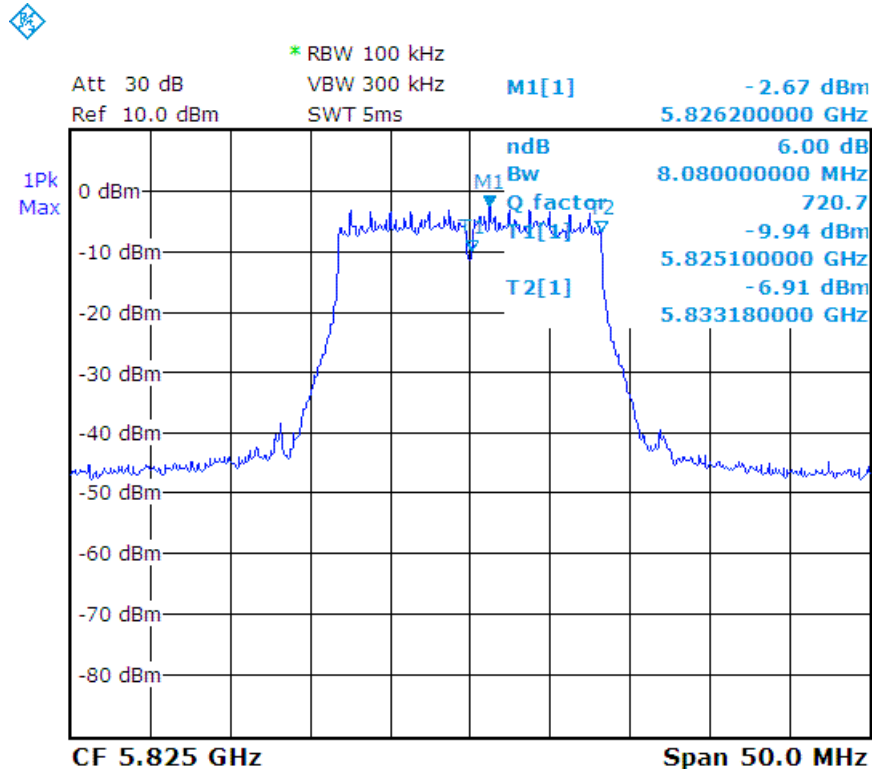




a_CH157 :



a_CH165 :





Spectrum Research & Testing Lab., Inc.
 No.167, Ln. 780, Shan-Tong Rd., Ling 8, Shan-Tong Li, Chung-Li City, Taoyuan County 320, Taiwan (R.O.C.)

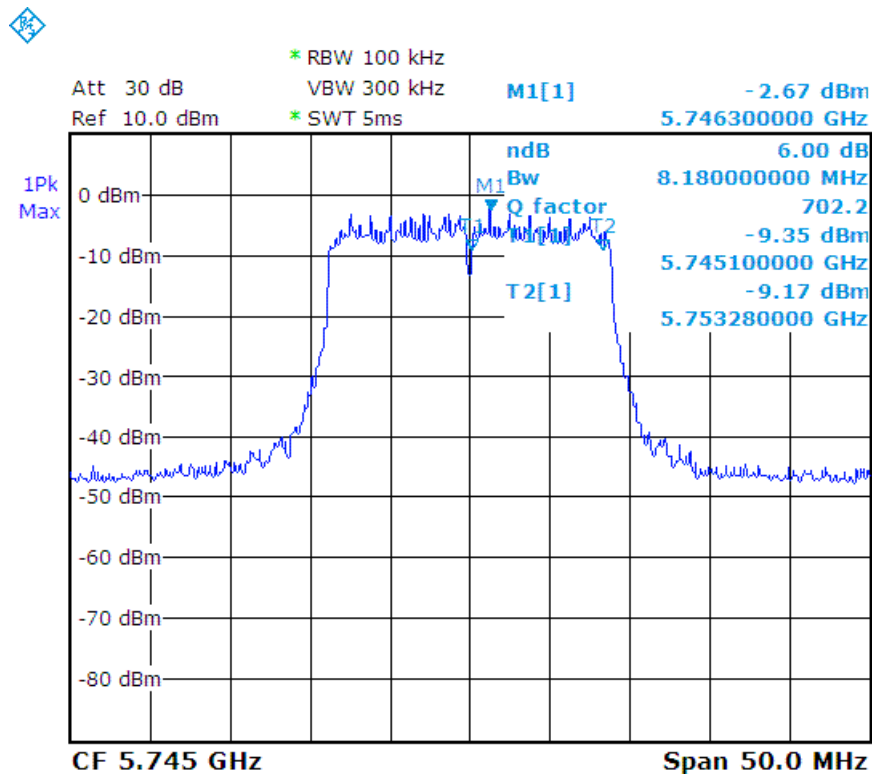
TEST REPORT

Reference No.: A15102101
 Report No.: FCCA15102101-01
 FCC ID : ZME-MLWG3
 Page: 258 of 484
 Date: Dec. 22, 2015

Temperature:	22 °C	Humidity:	58 %RH
Detector:	Peak	Test Mode:	MLWG3/64_5.8G_802.11n - HT20
RBW:	100 kHz	VBW:	300 kHz
Tested By:	Richard Lin	Tested Date:	Nov. 13, 2015

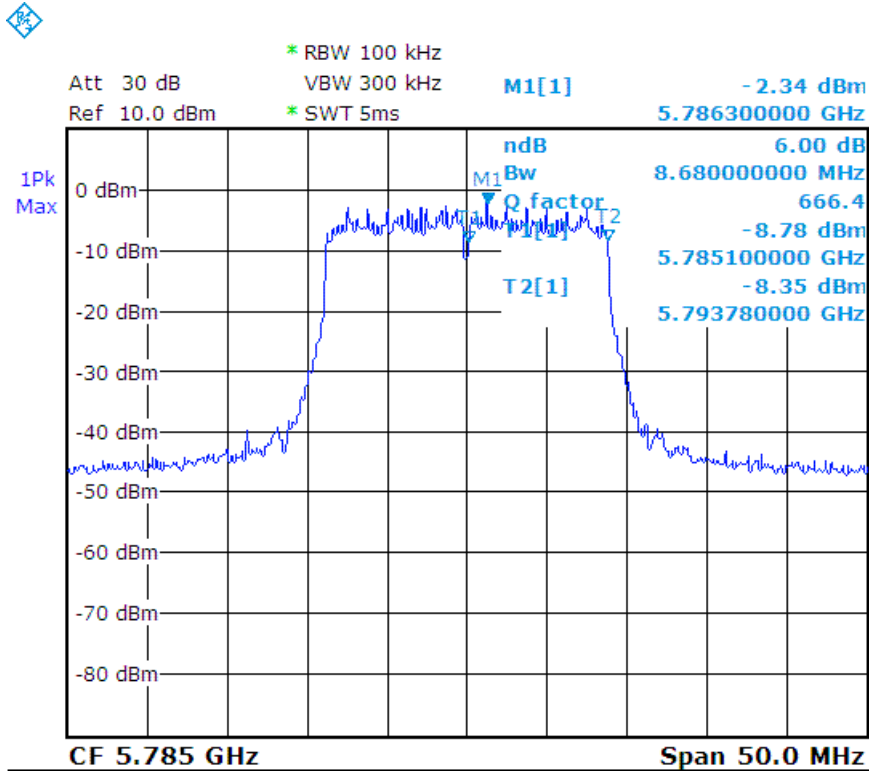
Channel Number	Channel Frequency (MHz)	6dB Bandwidth (MHz)	Minimum Limit (MHz)
CH149	5745	8.18	0.5
CH157	5785	8.68	0.5
CH165	5825	8.18	0.5

n - HT20_CH149 :

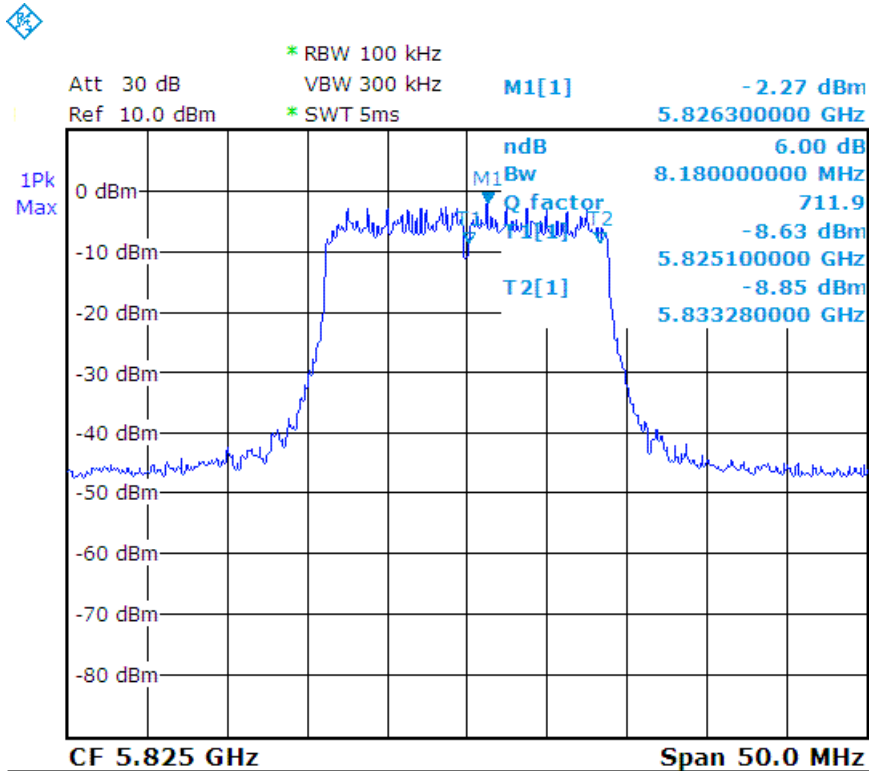




n - HT20_CH157 :



n - HT20_CH165 :





Spectrum Research & Testing Lab., Inc.
 No.167, Ln. 780, Shan-Tong Rd., Ling 8, Shan-Tong Li, Chung-Li City, Taoyuan County 320, Taiwan (R.O.C.)

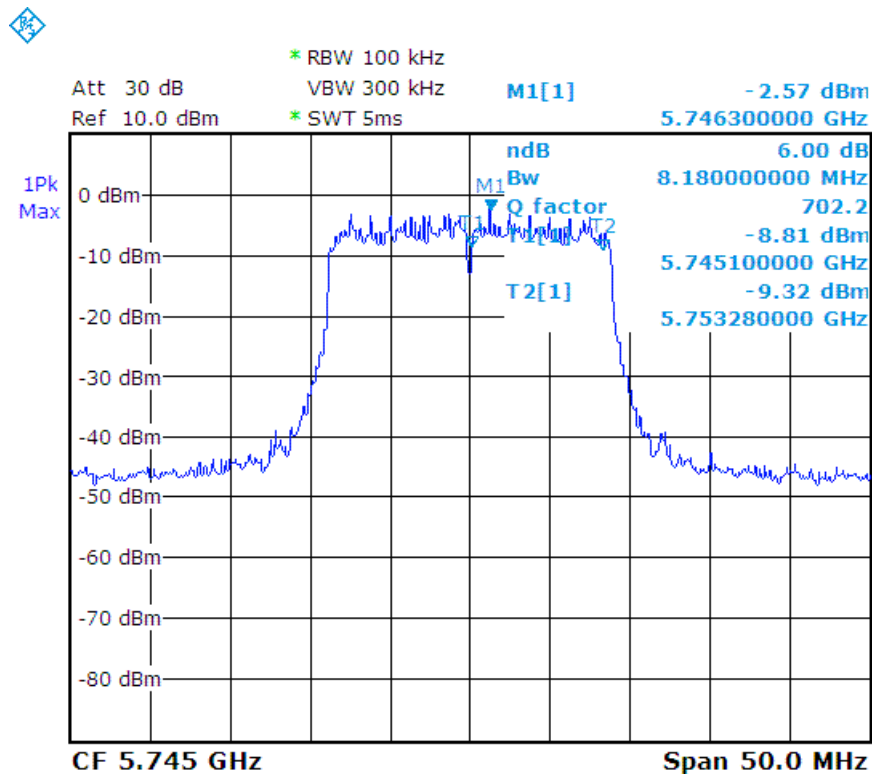
TEST REPORT

Reference No.: A15102101
 Report No.: FCCA15102101-01
 FCC ID : ZME-MLWG3
 Page: 260 of 484
 Date: Dec. 22, 2015

Temperature:	22 °C	Humidity:	58 %RH
Detector:	Peak	Test Mode:	MLWG3/64_5.8G_802.11ac - HT20
RBW:	100 kHz	VBW:	300 kHz
Tested By:	Richard Lin	Tested Date:	Nov. 13, 2015

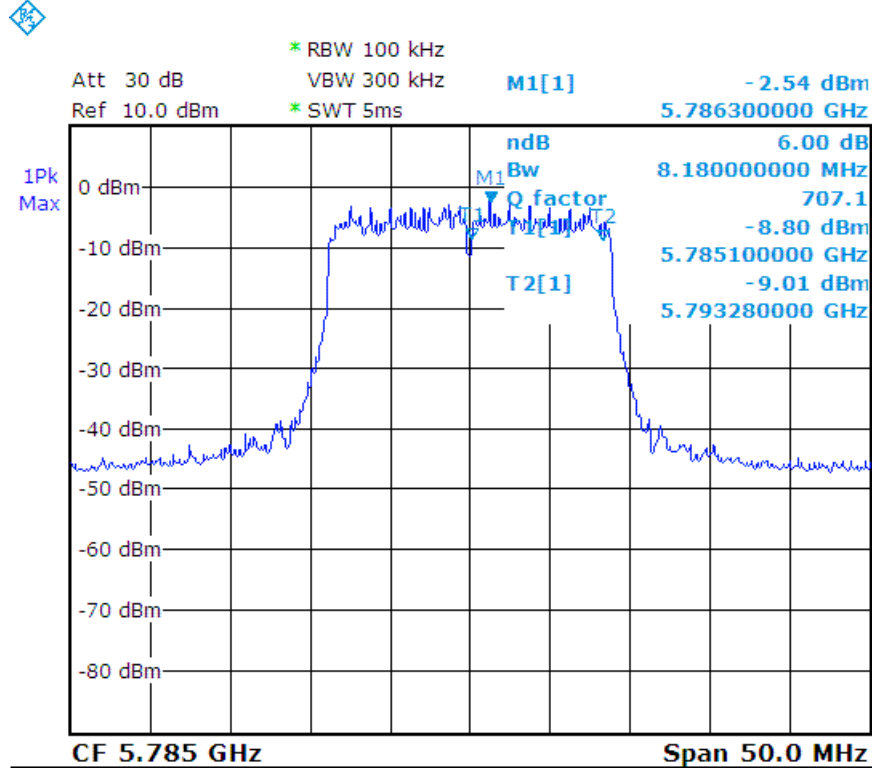
Channel Number	Channel Frequency (MHz)	6dB Bandwidth (MHz)	Minimum Limit (MHz)
CH149	5745	8.18	0.5
CH157	5785	8.18	0.5
CH165	5825	8.18	0.5

ac - HT20_CH149 :

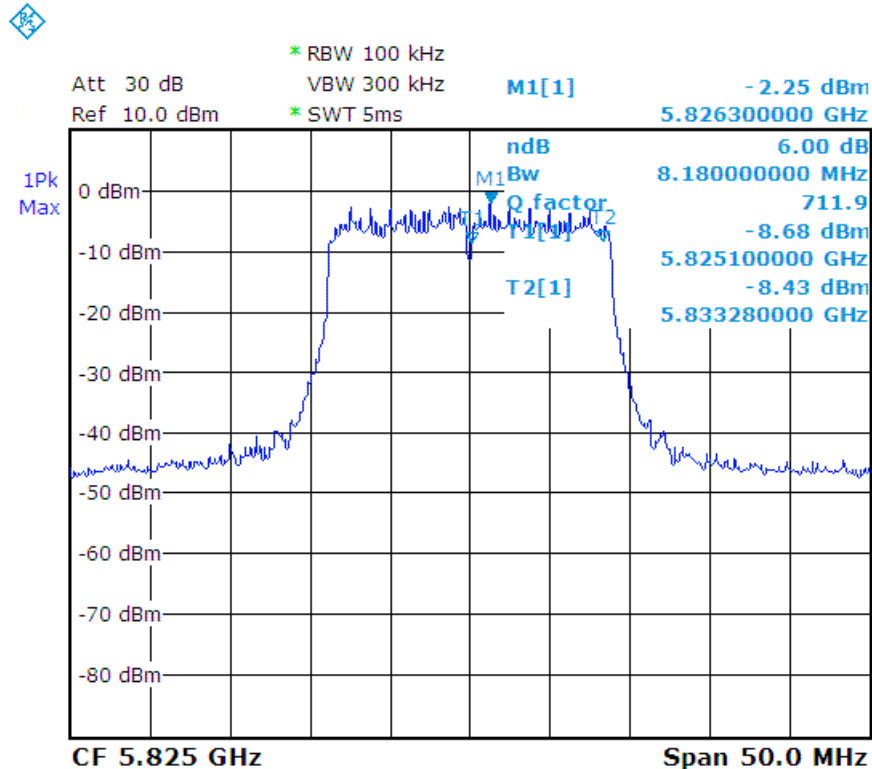




ac - HT20_CH157 :



ac - HT20_CH165 :





Spectrum Research & Testing Lab., Inc.
 No.167, Ln. 780, Shan-Tong Rd., Ling 8, Shan-Tong Li, Chung-Li City, Taoyuan County 320, Taiwan (R.O.C.)

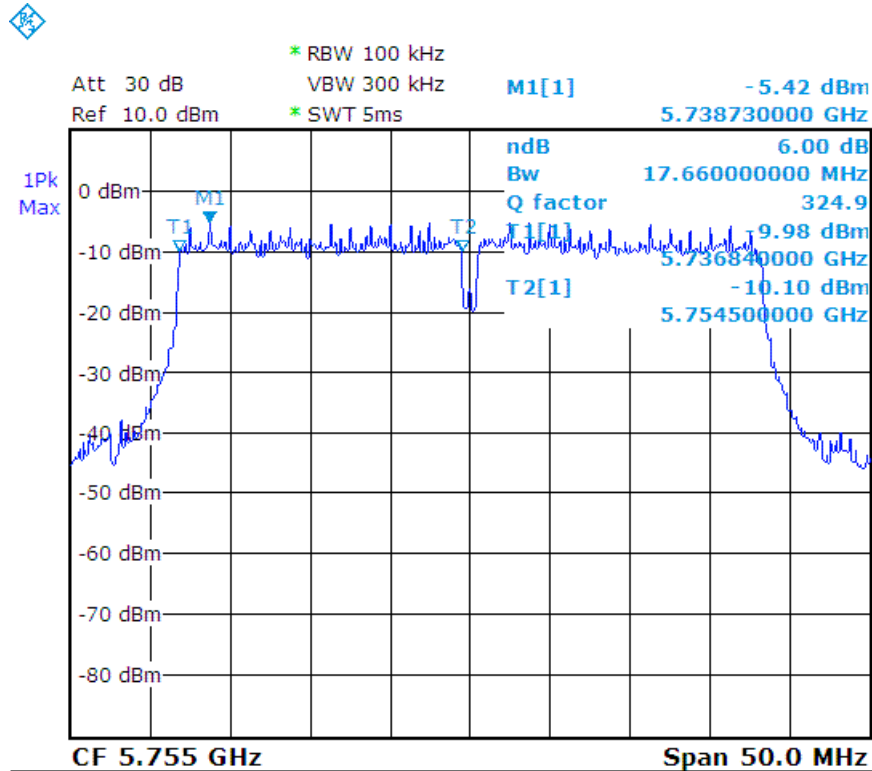
TEST REPORT

Reference No.: A15102101
 Report No.: FCCA15102101-01
 FCC ID : ZME-MLWG3
 Page: 262 of 484
 Date: Dec. 22, 2015

Temperature:	22 °C	Humidity:	58 %RH
Detector:	Peak	Test Mode:	MLWG3/64_5.8G_802.11n - HT40
RBW:	100 kHz	VBW:	300 kHz
Tested By:	Richard Lin	Tested Date:	Nov. 13, 2015

Channel Number	Channel Frequency (MHz)	6dB Bandwidth (MHz)	Minimum Limit (MHz)
CH151	5755	17.66	0.5
CH159	5795	17.76	0.5

n - HT40_CH151 :



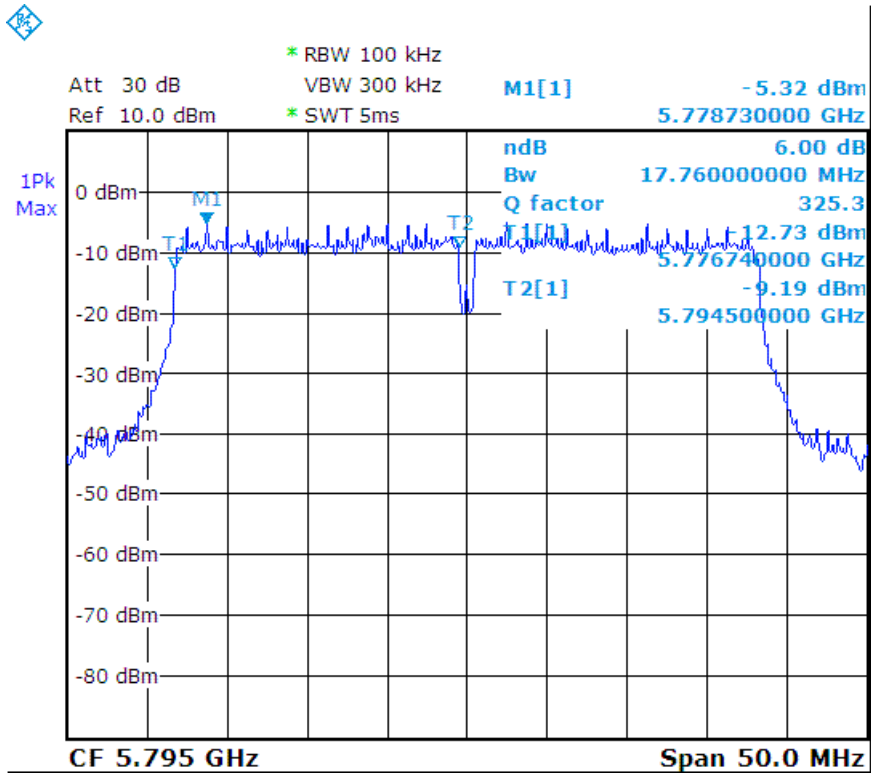


Spectrum Research & Testing Lab., Inc.
 No.167, Ln. 780, Shan-Tong Rd., Ling 8, Shan-Tong Li, Chung-Li City, Taoyuan County 320, Taiwan (R.O.C.)

TEST REPORT

Reference No.: A15102101
 Report No.: FCCA15102101-01
 FCC ID : ZME-MLWG3
 Page: 263 of 484
 Date: Dec. 22, 2015

n - HT40_CH159 :





Spectrum Research & Testing Lab., Inc.
 No.167, Ln. 780, Shan-Tong Rd., Ling 8, Shan-Tong Li, Chung-Li City, Taoyuan County 320, Taiwan (R.O.C.)

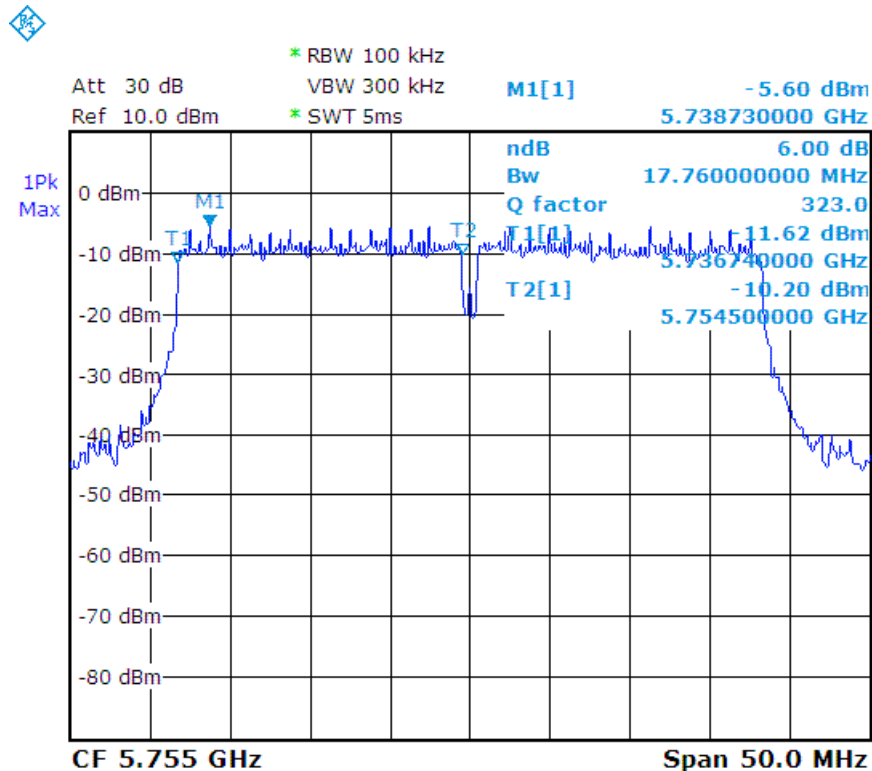
TEST REPORT

Reference No.: A15102101
 Report No.: FCCA15102101-01
 FCC ID : ZME-MLWG3
 Page: 264 of 484
 Date: Dec. 22, 2015

Temperature:	22 °C	Humidity:	58 %RH
Detector:	Peak	Test Mode:	MLWG3/64_5.8G_802.11ac - HT40
RBW:	100 kHz	VBW:	300 kHz
Tested By:	Richard Lin	Tested Date:	Nov. 13, 2015

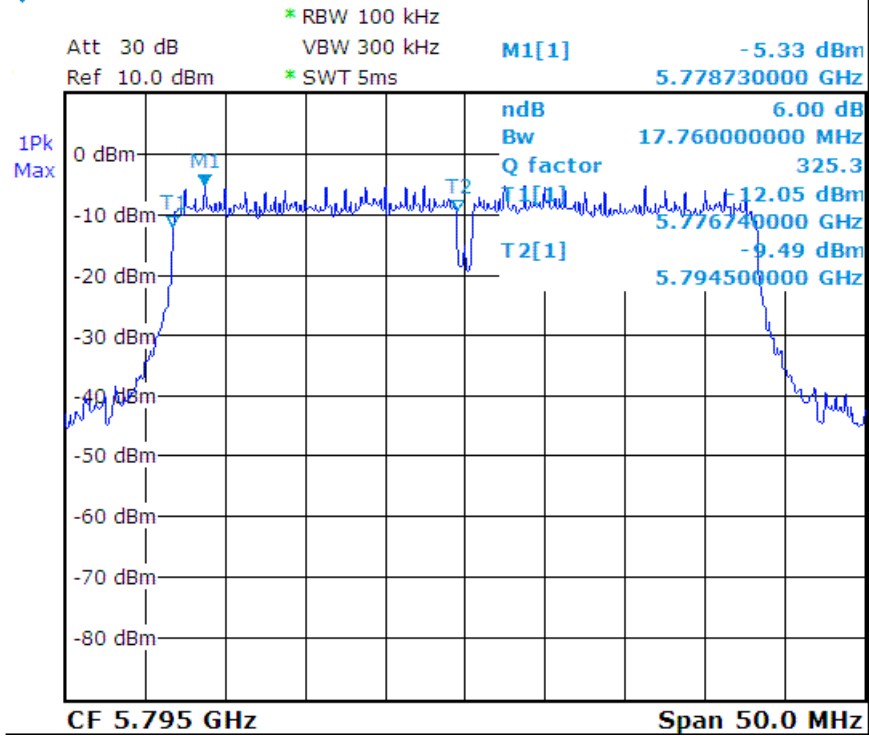
Channel Number	Channel Frequency (MHz)	6dB Bandwidth (MHz)	Minimum Limit (MHz)
CH151	5755	17.76	0.5
CH159	5795	17.76	0.5

ac - HT40_CH151 :





ac - HT40_CH159 :





Spectrum Research & Testing Lab., Inc.
 No.167, Ln. 780, Shan-Tong Rd., Ling 8, Shan-Tong Li, Chung-Li City, Taoyuan County 320, Taiwan (R.O.C.)

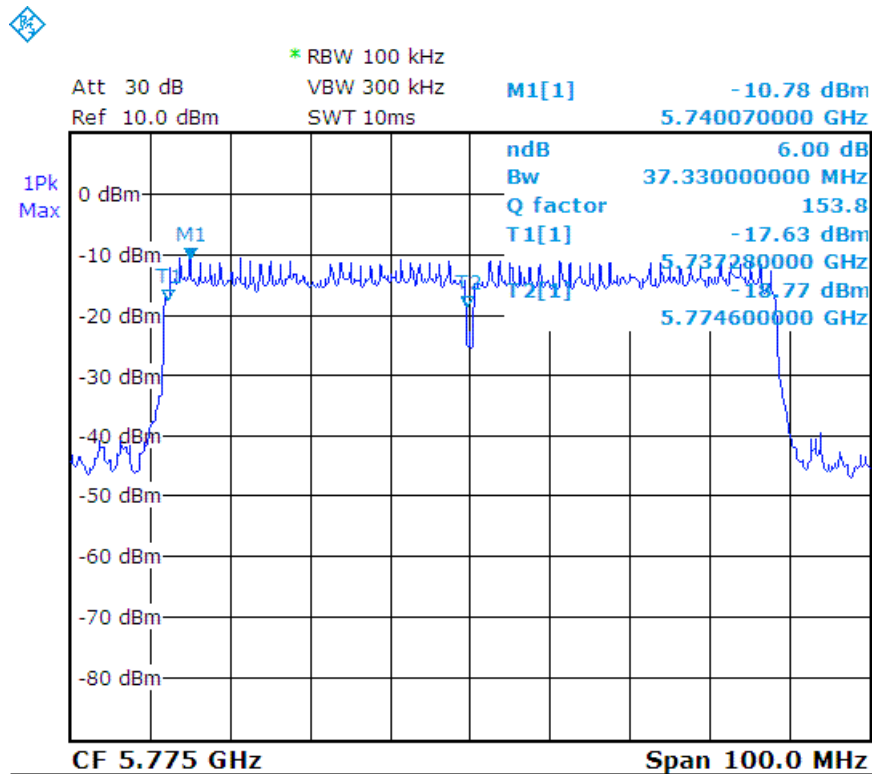
TEST REPORT

Reference No.: A15102101
 Report No.: FCCA15102101-01
 FCC ID : ZME-MLWG3
 Page: 266 of 484
 Date: Dec. 22, 2015

Temperature:	22 °C	Humidity:	58 %RH
Detector:	Peak	Test Mode:	MLWG3/64_5.8G_802.11ac – HT80
RBW:	100 kHz	VBW:	300 kHz
Tested By:	Richard Lin	Tested Date:	Nov. 13, 2015

Channel Number	Channel Frequency (MHz)	6dB Bandwidth (MHz)	Minimum Limit (MHz)
CH155	5775	37.33	0.5

ac – HT80_CH155 :





Spectrum Research & Testing Lab., Inc.
 No.167, Ln. 780, Shan-Tong Rd., Ling 8, Shan-Tong Li, Chung-Li City, Taoyuan County 320, Taiwan (R.O.C.)

TEST REPORT

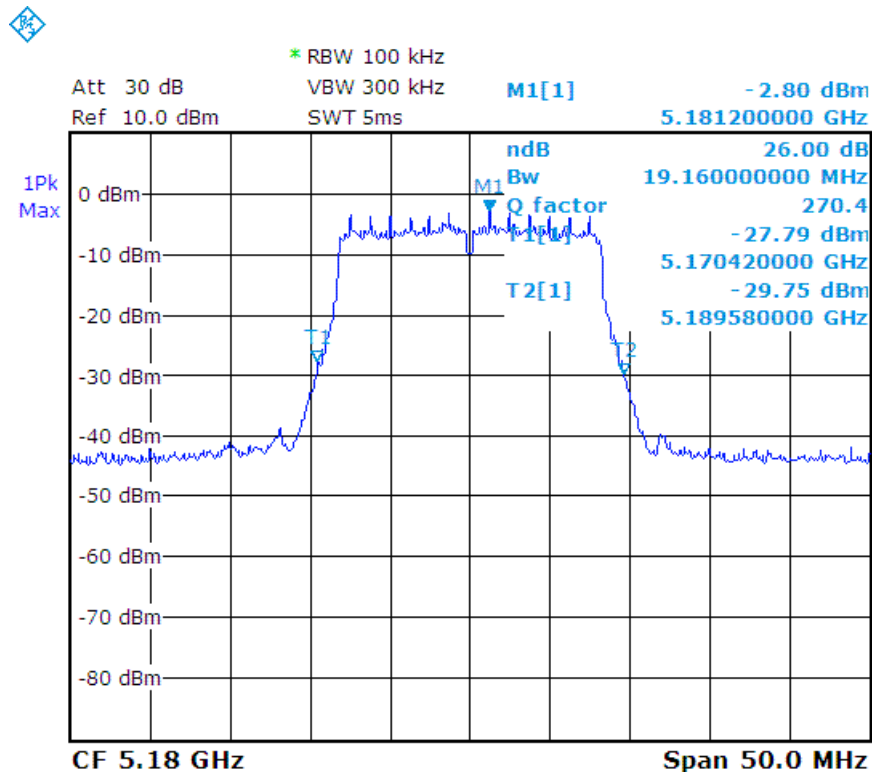
Reference No.: A15102101
 Report No.: FCCA15102101-01
 FCC ID : ZME-MLWG3
 Page: 267 of 484
 Date: Dec. 22, 2015

26dB Bandwidth :

Temperature:	24 °C	Humidity:	55 %RH
Detector:	Peak	Test Mode:	MLWG3_5.1G_802.11a
RBW:	100 kHz	VBW:	300 kHz
Tested By:	Richard Lin	Tested Date:	Dec. 10, 2015

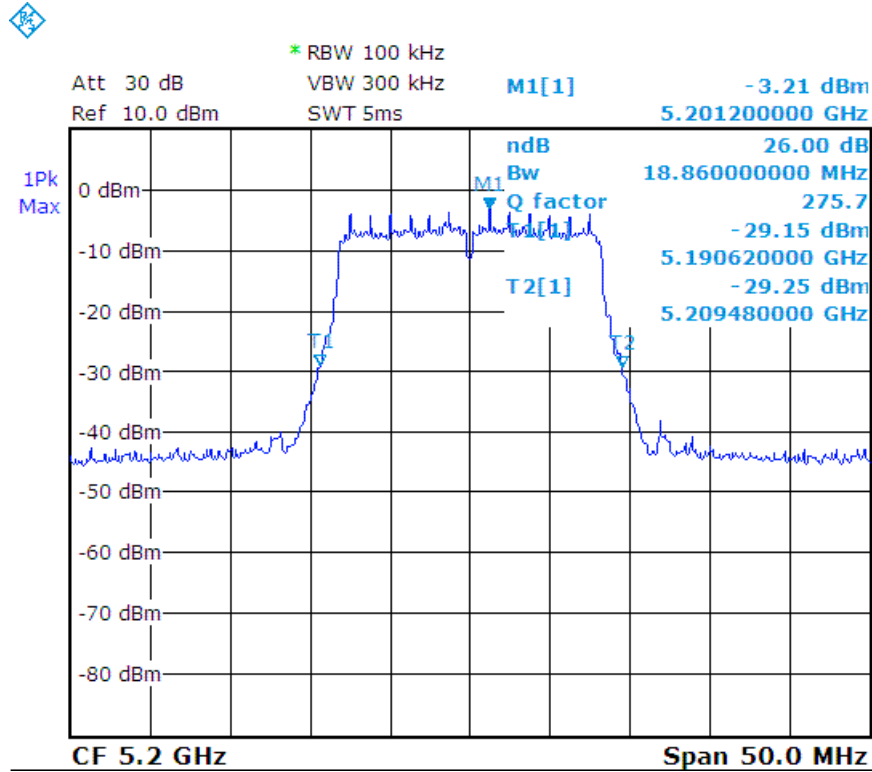
Channel Number	Channel Frequency (MHz)	26dB Bandwidth (MHz)
CH36	5180	19.16
CH40	5200	18.86
CH48	5240	19.06

a_CH36 :

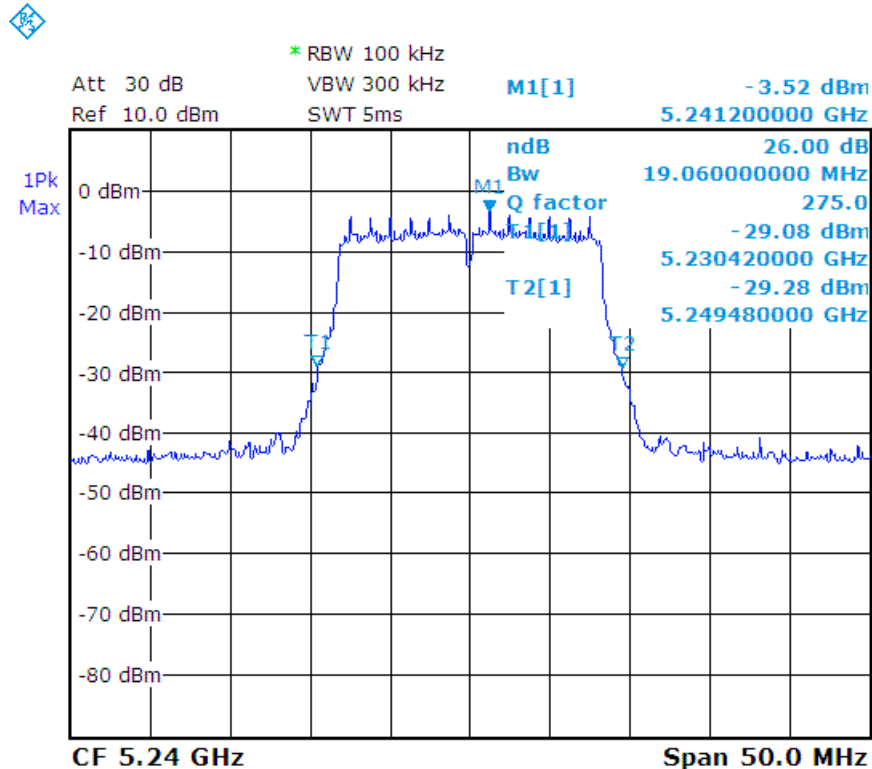




a_CH40 :



a_CH48 :





Spectrum Research & Testing Lab., Inc.
 No.167, Ln. 780, Shan-Tong Rd., Ling 8, Shan-Tong Li, Chung-Li City, Taoyuan County 320, Taiwan (R.O.C.)

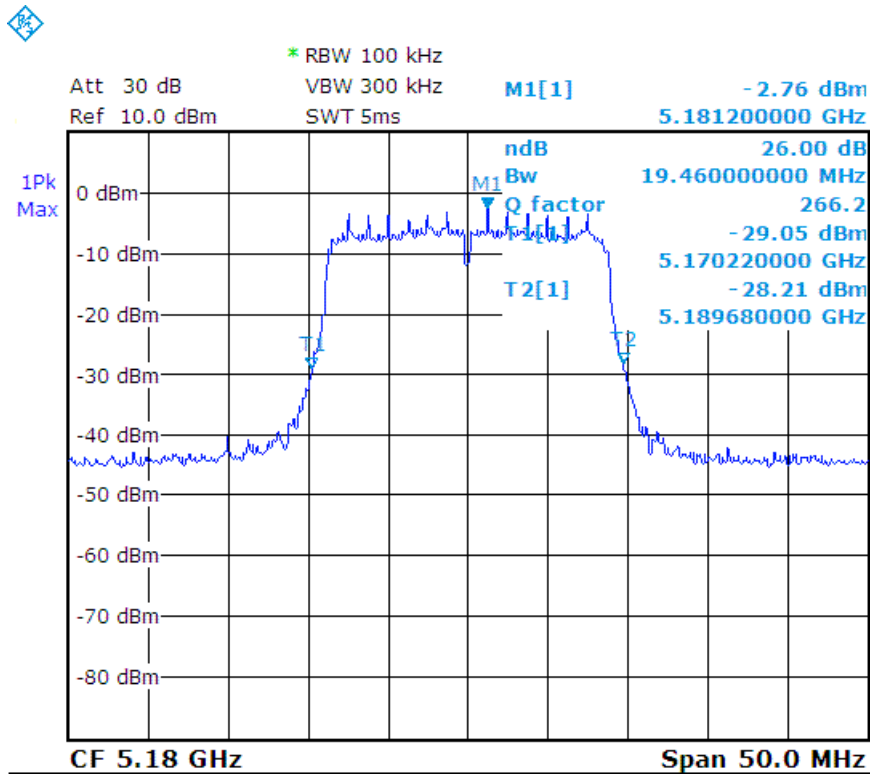
TEST REPORT

Reference No.: A15102101
 Report No.: FCCA15102101-01
 FCC ID : ZME-MLWG3
 Page: 269 of 484
 Date: Dec. 22, 2015

Temperature:	24 °C	Humidity:	55 %RH
Detector:	Peak	Test Mode:	MLWG3_5.1G_802.11n - HT20
RBW:	100 kHz	VBW:	300 kHz
Tested By:	Richard Lin	Tested Date:	Dec. 10, 2015

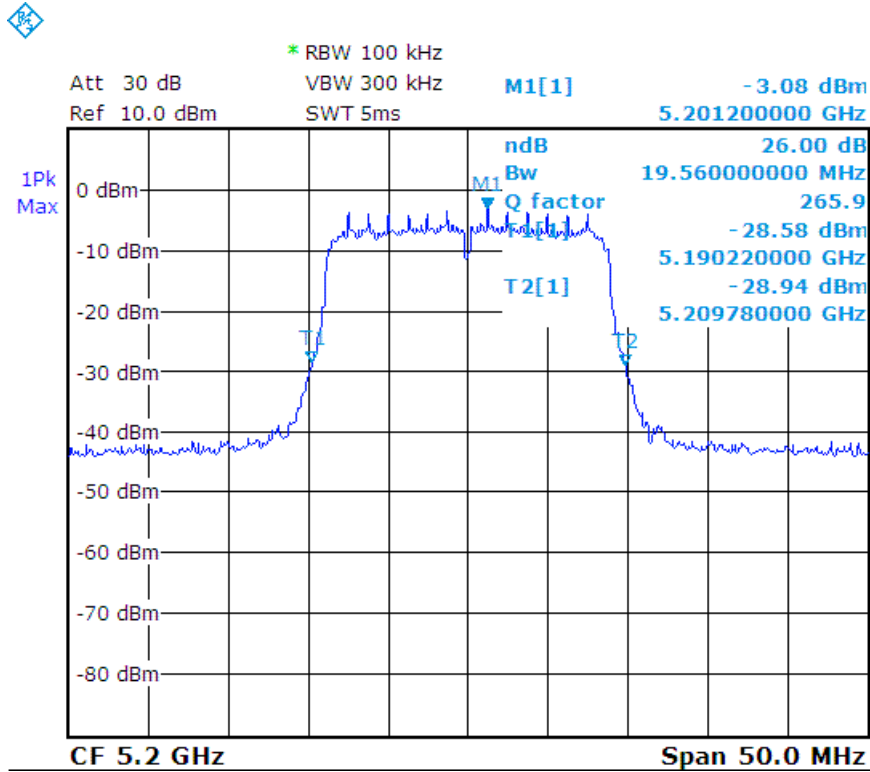
Channel Number	Channel Frequency (MHz)	26dB Bandwidth (MHz)
CH36	5180	19.46
CH40	5200	19.56
CH48	5240	19.46

n - HT20_CH36 :

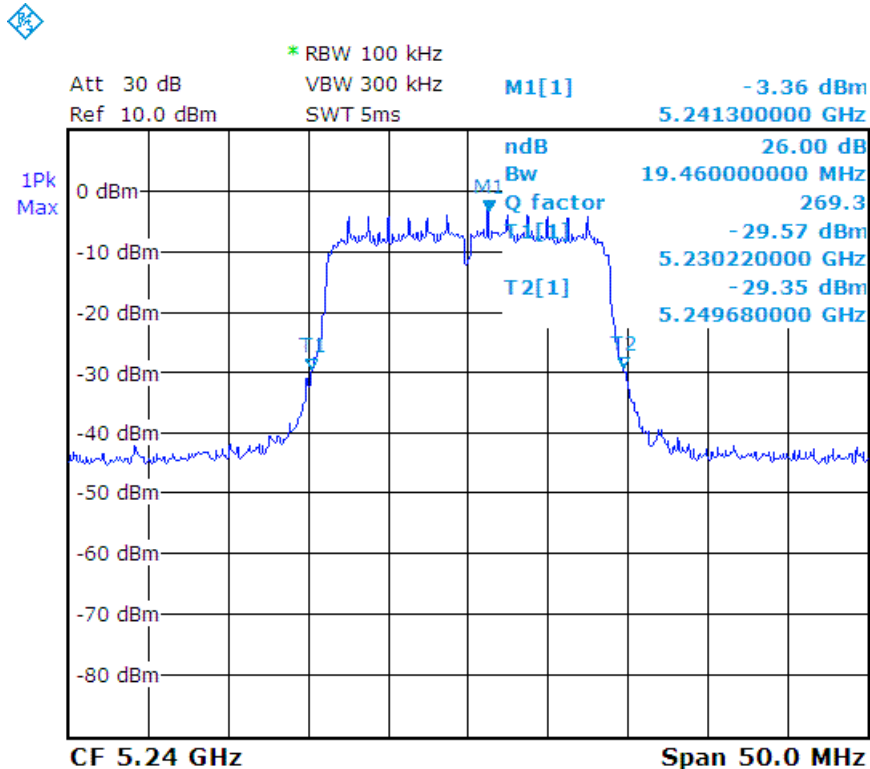




n - HT20_CH40 :



n - HT20_CH48 :





Spectrum Research & Testing Lab., Inc.
 No.167, Ln. 780, Shan-Tong Rd., Ling 8, Shan-Tong Li, Chung-Li City, Taoyuan County 320, Taiwan (R.O.C.)

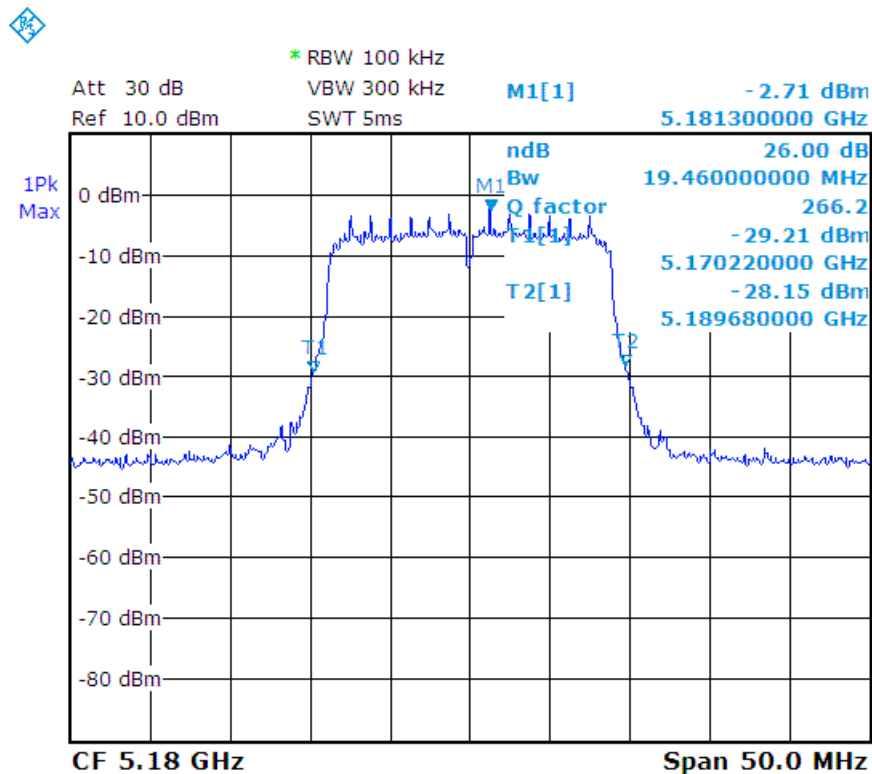
TEST REPORT

Reference No.: A15102101
 Report No.: FCCA15102101-01
 FCC ID : ZME-MLWG3
 Page: 271 of 484
 Date: Dec. 22, 2015

Temperature:	24 °C	Humidity:	55 %RH
Detector:	Peak	Test Mode:	MLWG3_5.1G_802.11ac - HT20
RBW:	100 kHz	VBW:	300 kHz
Tested By:	Richard Lin	Tested Date:	Dec. 10, 2015

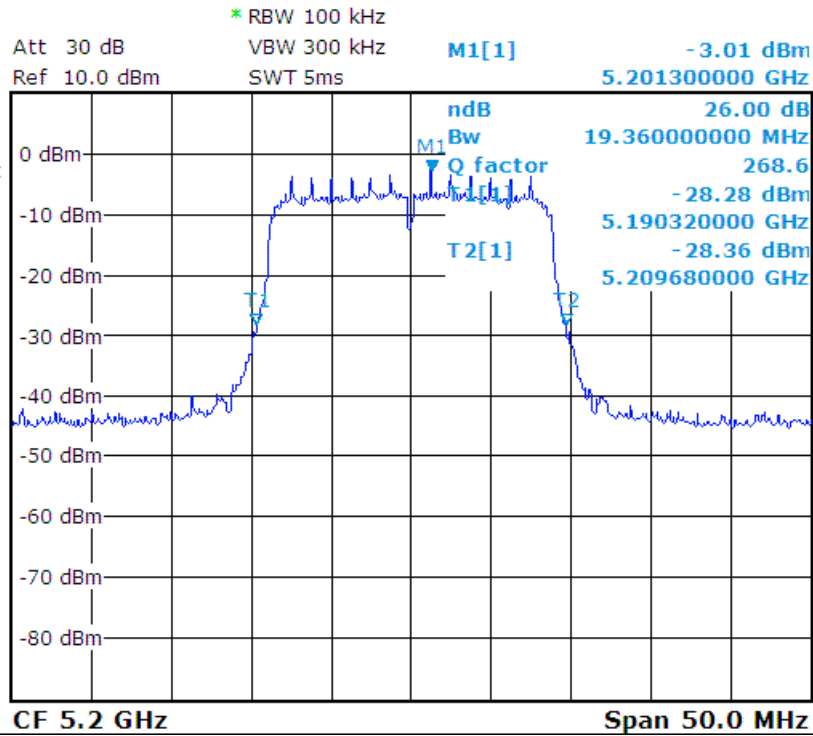
Channel Number	Channel Frequency (MHz)	26dB Bandwidth (MHz)
CH36	5180	19.46
CH40	5200	19.36
CH48	5240	19.46

ac - HT20_CH36 :

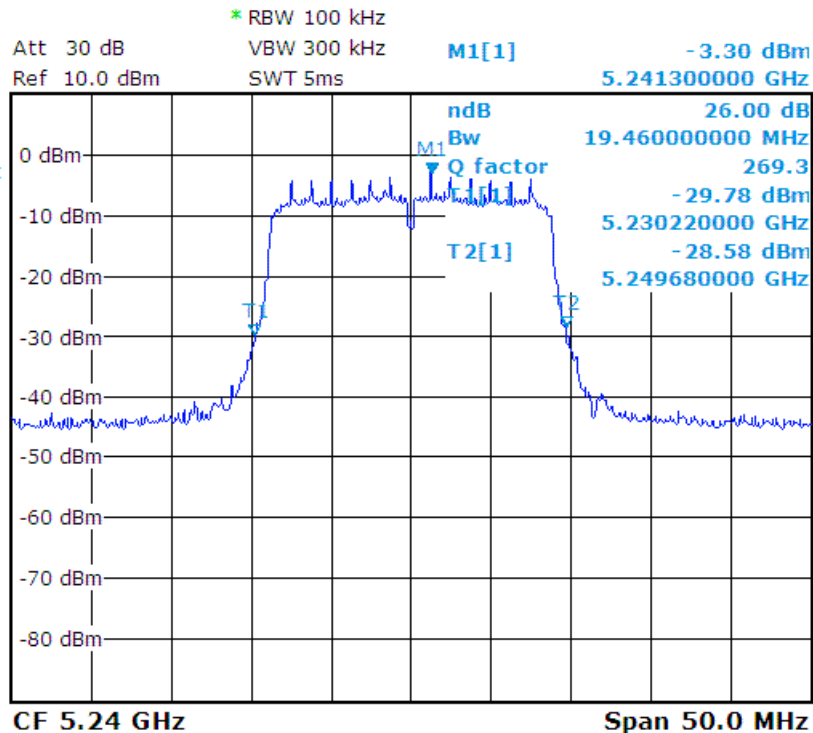




ac - HT20_CH40 :



ac - HT20_CH48 :





Spectrum Research & Testing Lab., Inc.
 No.167, Ln. 780, Shan-Tong Rd., Ling 8, Shan-Tong Li, Chung-Li City, Taoyuan County 320, Taiwan (R.O.C.)

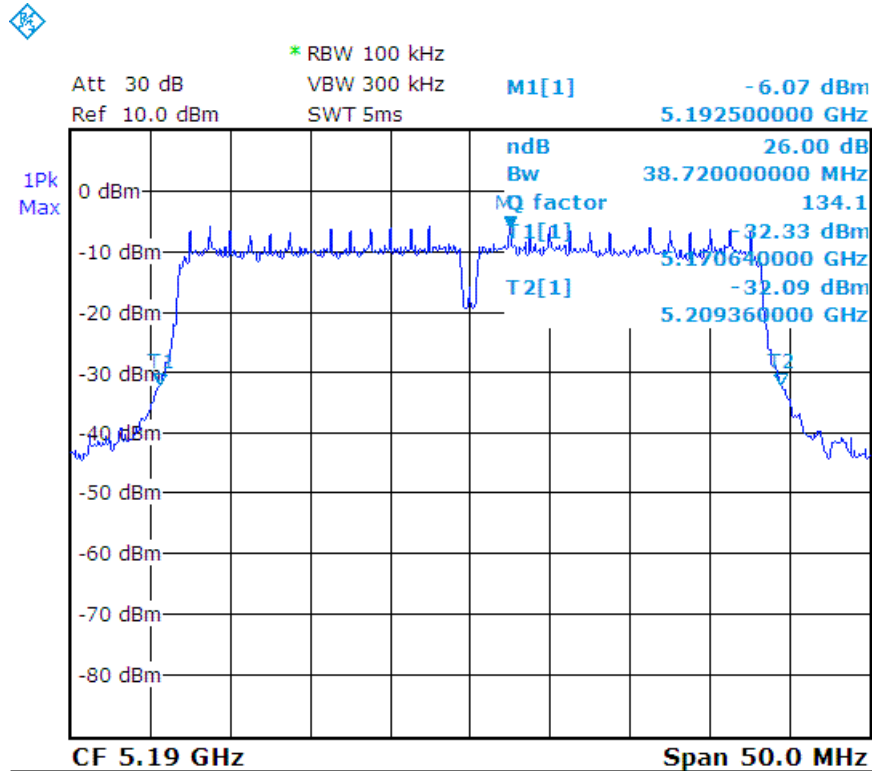
TEST REPORT

Reference No.: A15102101
 Report No.: FCCA15102101-01
 FCC ID : ZME-MLWG3
 Page: 273 of 484
 Date: Dec. 22, 2015

Temperature:	24 °C	Humidity:	55 %RH
Detector:	Peak	Test Mode:	MLWG3_5.1G_802.11n - HT40
RBW:	100 kHz	VBW:	300 kHz
Tested By:	Richard Lin	Tested Date:	Dec. 10, 2015

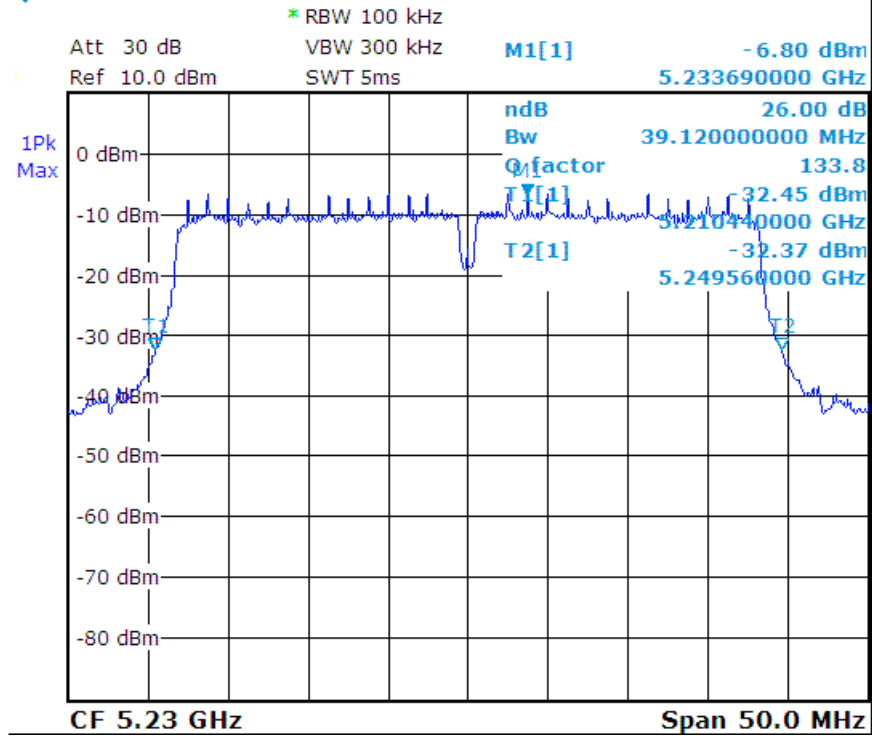
Channel Number	Channel Frequency (MHz)	26dB Bandwidth (MHz)
CH38	5190	38.72
CH46	5230	39.12

n - HT40_CH38 :





n - HT40_CH46 :





Spectrum Research & Testing Lab., Inc.
 No.167, Ln. 780, Shan-Tong Rd., Ling 8, Shan-Tong Li, Chung-Li City, Taoyuan County 320, Taiwan (R.O.C.)

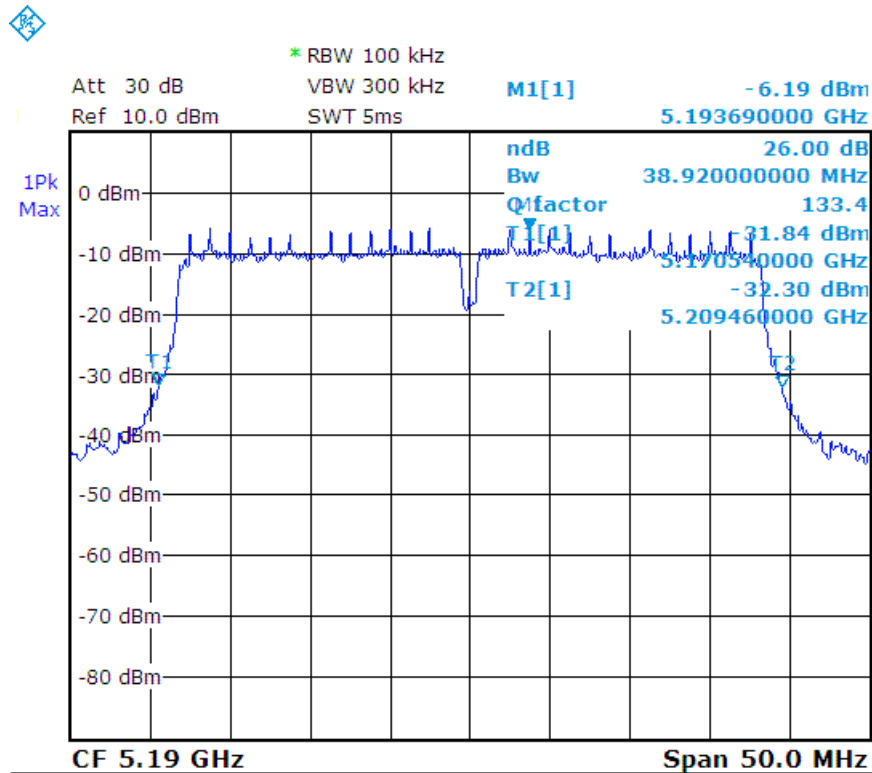
TEST REPORT

Reference No.: A15102101
 Report No.: FCCA15102101-01
 FCC ID : ZME-MLWG3
 Page: 275 of 484
 Date: Dec. 22, 2015

Temperature:	24 °C	Humidity:	55 %RH
Detector:	Peak	Test Mode:	MLWG3_5.1G_802.11ac - HT40
RBW:	100 kHz	VBW:	300 kHz
Tested By:	Richard Lin	Tested Date:	Dec. 10, 2015

Channel Number	Channel Frequency (MHz)	26dB Bandwidth (MHz)
CH38	5190	38.92
CH46	5230	39.12

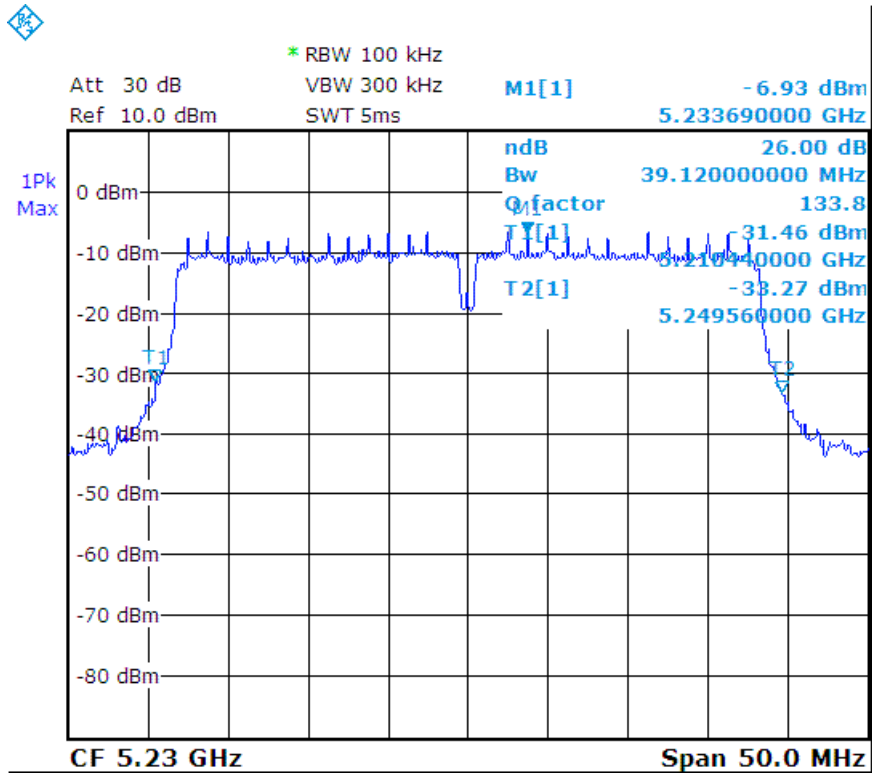
ac - HT40_CH38 :





TEST REPORT

ac - HT40_CH46 :





Spectrum Research & Testing Lab., Inc.
 No.167, Ln. 780, Shan-Tong Rd., Ling 8, Shan-Tong Li, Chung-Li City, Taoyuan County 320, Taiwan (R.O.C.)

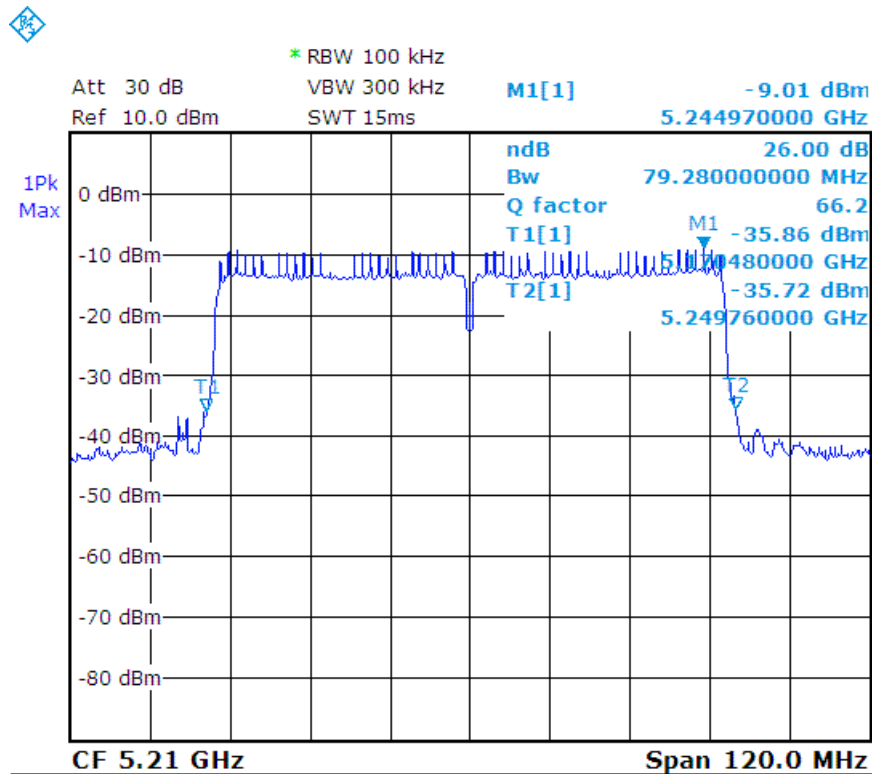
TEST REPORT

Reference No.: A15102101
 Report No.: FCCA15102101-01
 FCC ID : ZME-MLWG3
 Page: 277 of 484
 Date: Dec. 22, 2015

Temperature:	24 °C	Humidity:	55 %RH
Detector:	Peak	Test Mode:	MLWG3_5.1G_802.11ac - HT80
RBW:	100 kHz	VBW:	300 kHz
Tested By:	Richard Lin	Tested Date:	Dec. 10, 2015

Channel Number	Channel Frequency (MHz)	26dB Bandwidth (MHz)
CH42	5210	79.28

ac - HT80_CH42 :





Spectrum Research & Testing Lab., Inc.
 No.167, Ln. 780, Shan-Tong Rd., Ling 8, Shan-Tong Li, Chung-Li City, Taoyuan County 320, Taiwan (R.O.C.)

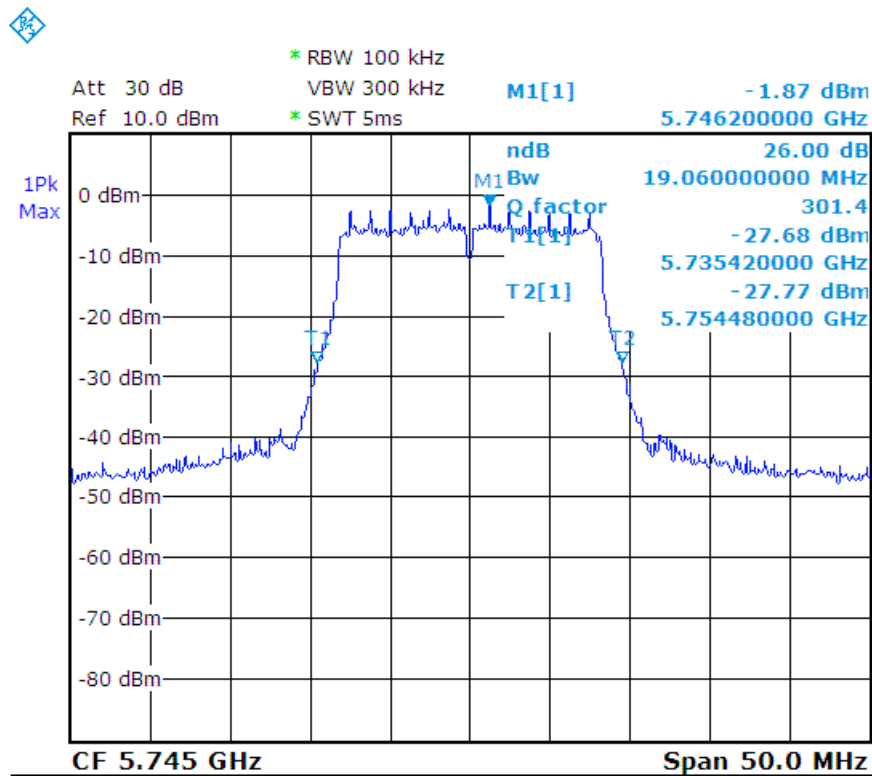
TEST REPORT

Reference No.: A15102101
 Report No.: FCCA15102101-01
 FCC ID : ZME-MLWG3
 Page: 278 of 484
 Date: Dec. 22, 2015

Temperature:	21 °C	Humidity:	59 %RH
Detector:	Peak	Test Mode:	MLWG3_5.8G_802.11a
RBW:	100 kHz	VBW:	300 kHz
Tested By:	Richard Lin	Tested Date:	Nov. 23, 2015

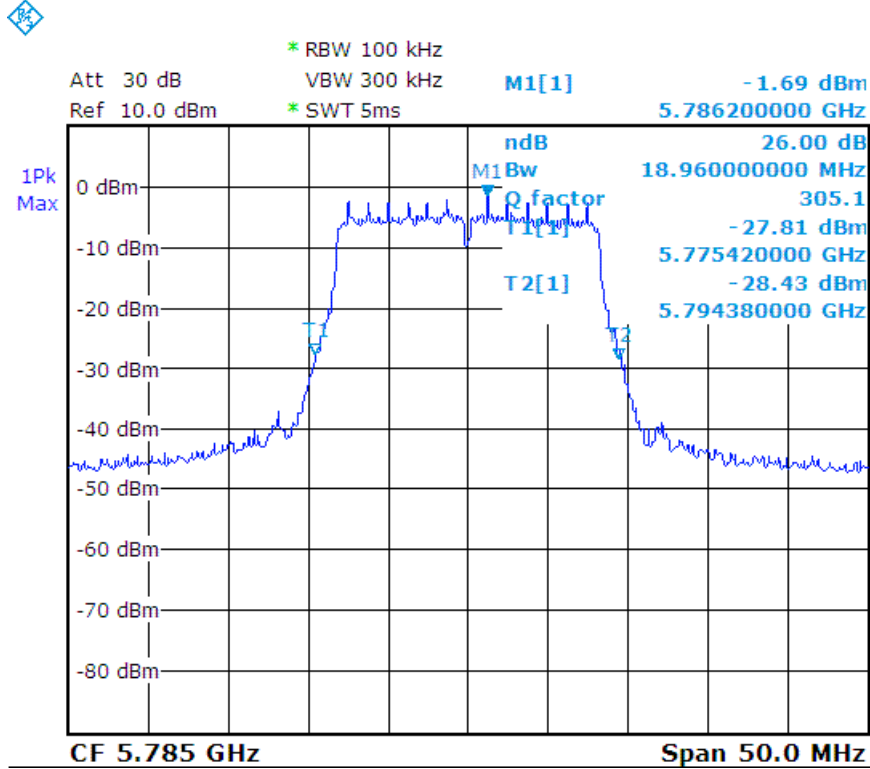
Channel Number	Channel Frequency (MHz)	26dB Bandwidth (MHz)
CH149	5745	19.06
CH157	5785	18.96
CH165	5825	18.96

a_CH149 :

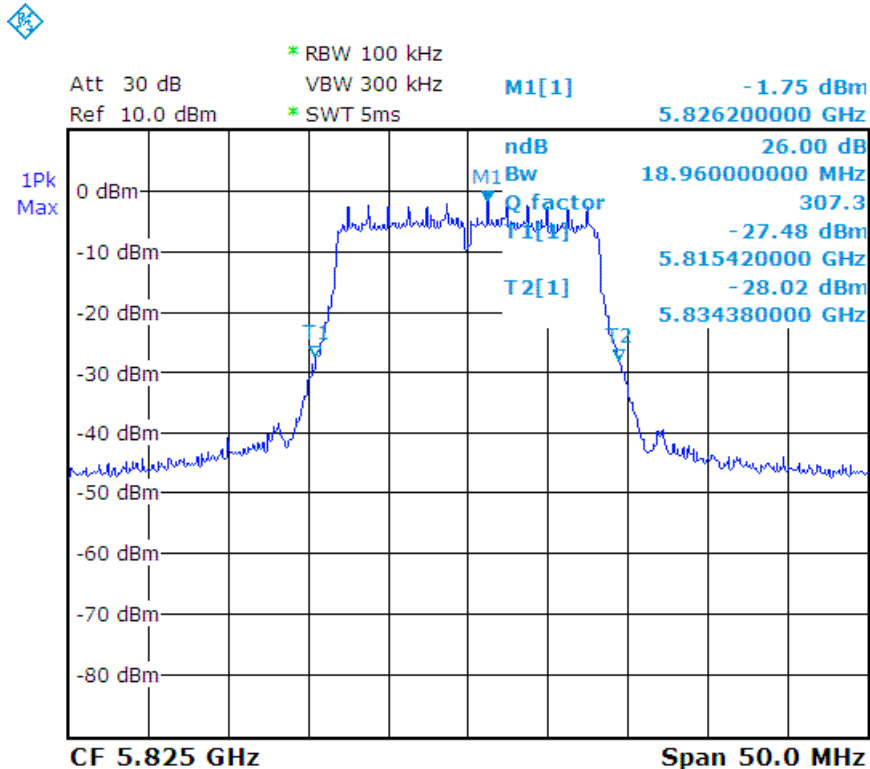




a_CH157 :



a_CH165 :





Spectrum Research & Testing Lab., Inc.
 No.167, Ln. 780, Shan-Tong Rd., Ling 8, Shan-Tong Li, Chung-Li City, Taoyuan County 320, Taiwan (R.O.C.)

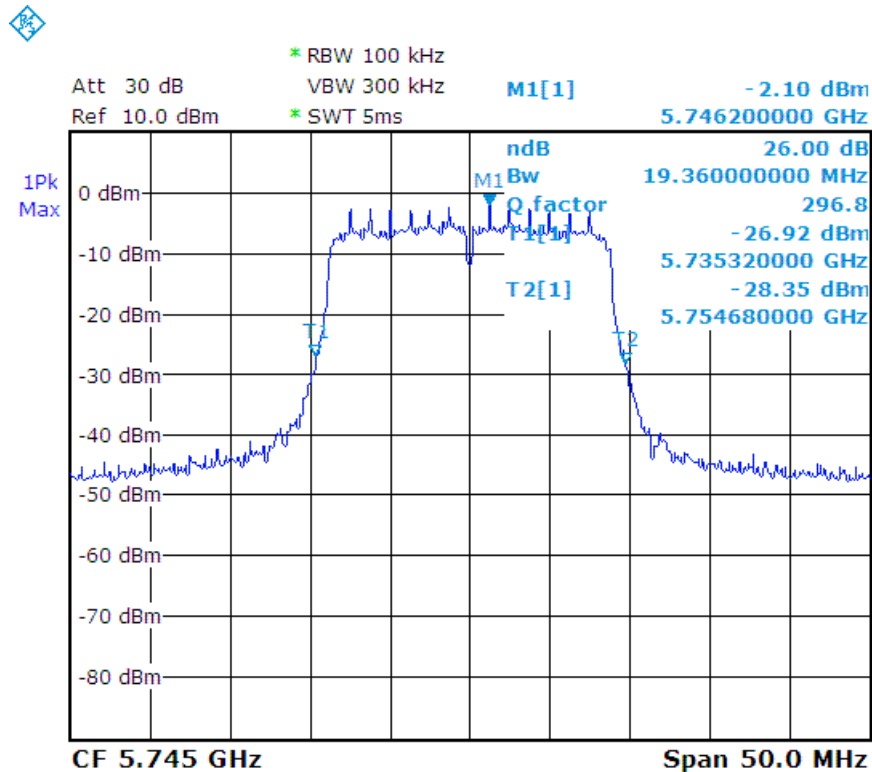
TEST REPORT

Reference No.: A15102101
 Report No.: FCCA15102101-01
 FCC ID : ZME-MLWG3
 Page: 280 of 484
 Date: Dec. 22, 2015

Temperature:	21 °C	Humidity:	59 %RH
Detector:	Peak	Test Mode:	MLWG3_5.8G_802.11n - HT20
RBW:	100 kHz	VBW:	300 kHz
Tested By:	Richard Lin	Tested Date:	Nov. 23, 2015

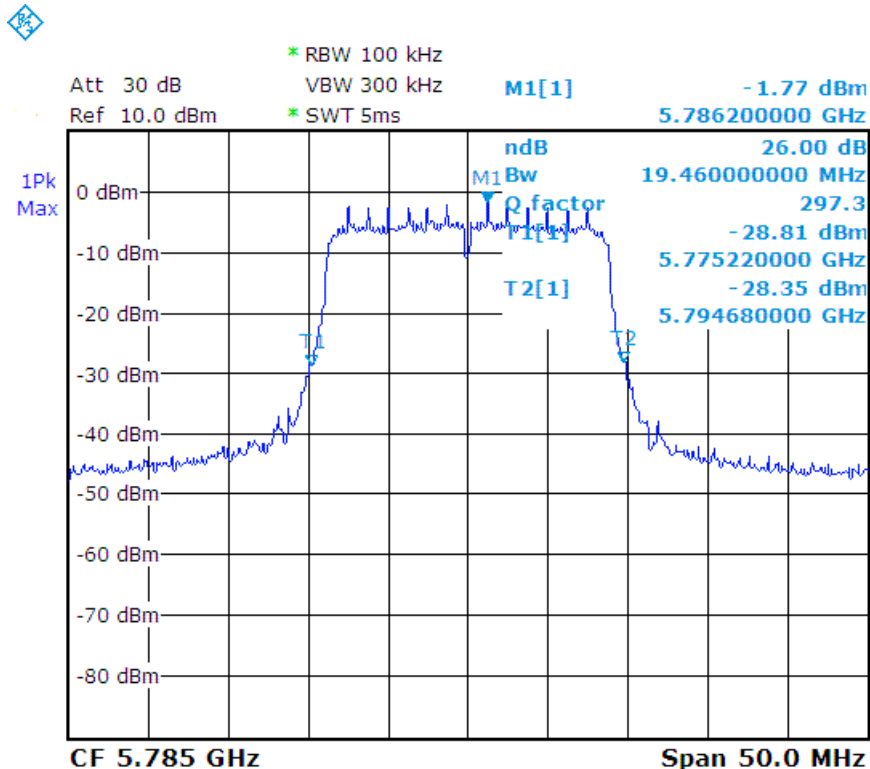
Channel Number	Channel Frequency (MHz)	26dB Bandwidth (MHz)
CH149	5745	19.36
CH157	5785	19.46
CH165	5825	19.46

n - HT20_CH149 :

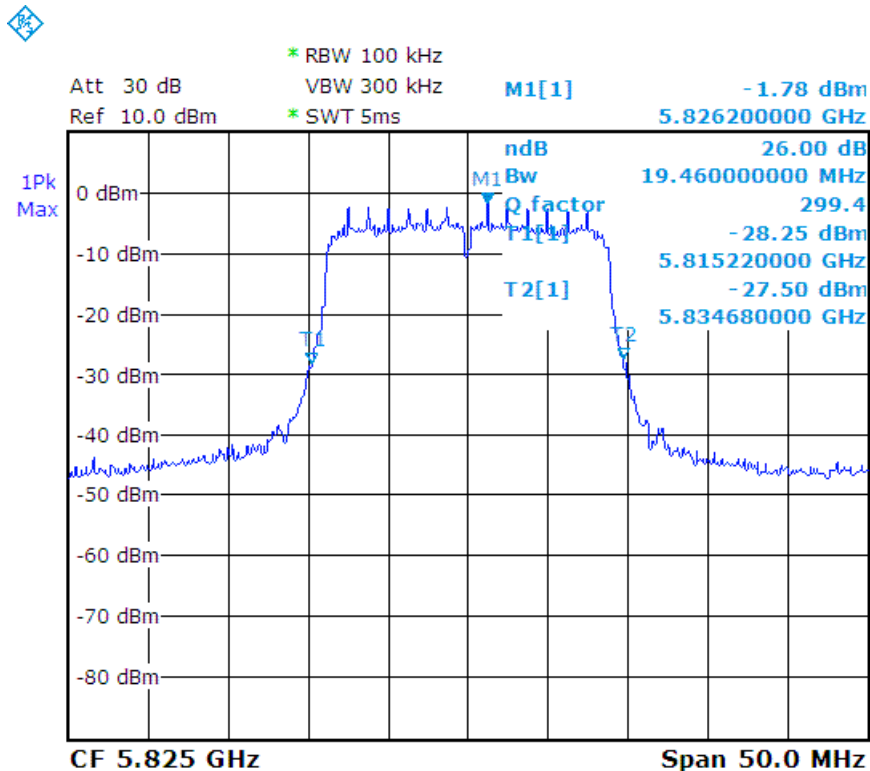




n - HT20_CH157 :



n - HT20_CH165 :





Spectrum Research & Testing Lab., Inc.
 No.167, Ln. 780, Shan-Tong Rd., Ling 8, Shan-Tong Li, Chung-Li City, Taoyuan County 320, Taiwan (R.O.C.)

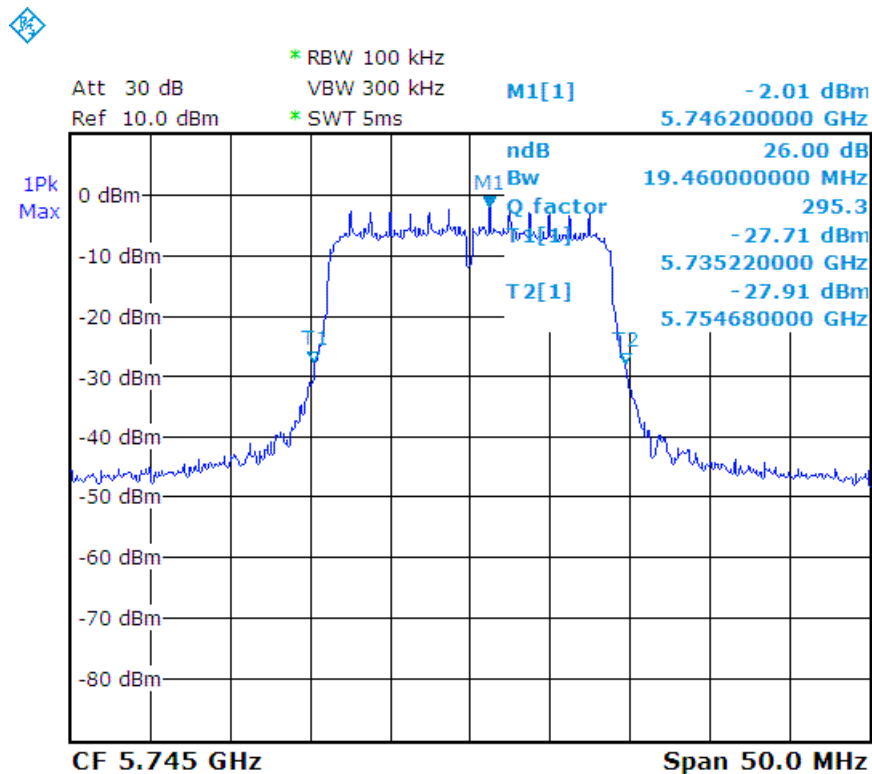
TEST REPORT

Reference No.: A15102101
 Report No.: FCCA15102101-01
 FCC ID : ZME-MLWG3
 Page: 282 of 484
 Date: Dec. 22, 2015

Temperature:	21 °C	Humidity:	59 %RH
Detector:	Peak	Test Mode:	MLWG3_5.8G_802.11ac - HT20
RBW:	100 kHz	VBW:	300 kHz
Tested By:	Richard Lin	Tested Date:	Nov. 23, 2015

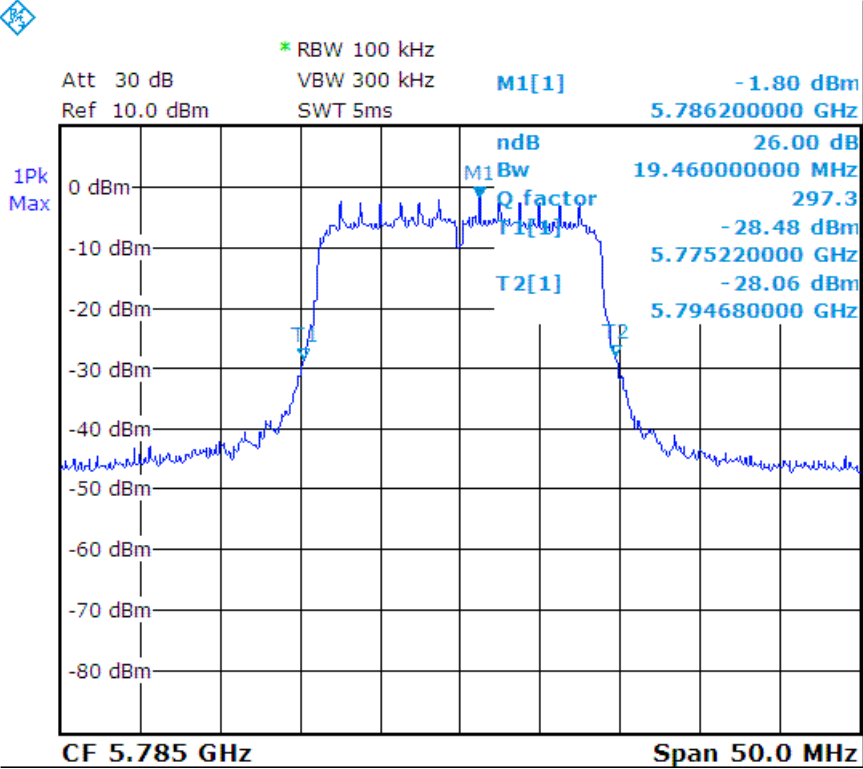
Channel Number	Channel Frequency (MHz)	26dB Bandwidth (MHz)
CH149	5745	19.46
CH157	5785	19.46
CH165	5825	19.46

ac - HT20_CH149 :

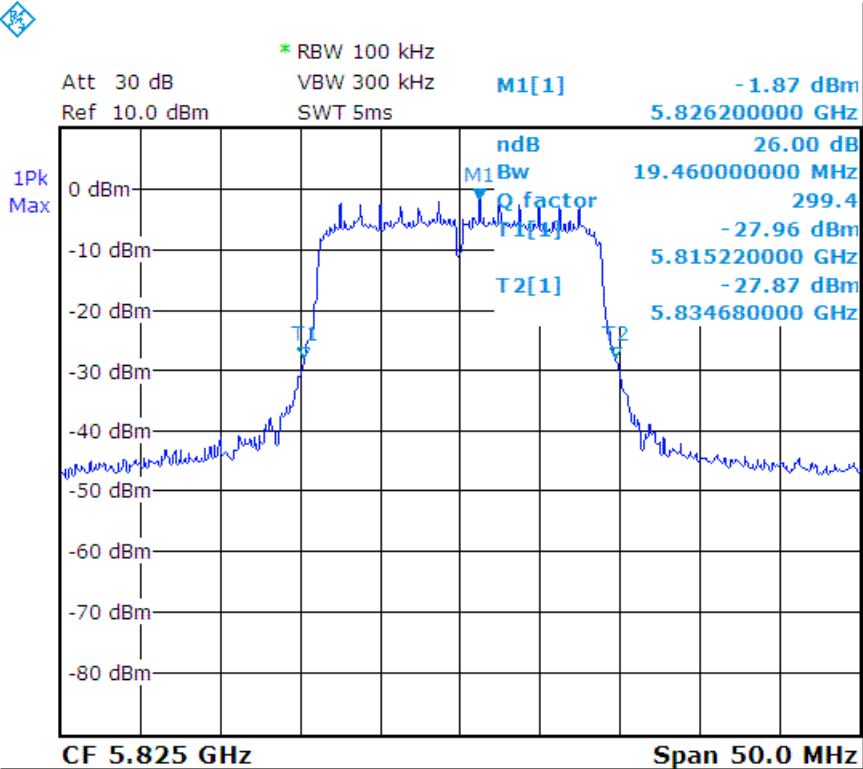




ac - HT20_CH157 :



ac - HT20_CH165 :





Spectrum Research & Testing Lab., Inc.
 No.167, Ln. 780, Shan-Tong Rd., Ling 8, Shan-Tong Li, Chung-Li City, Taoyuan County 320, Taiwan (R.O.C.)

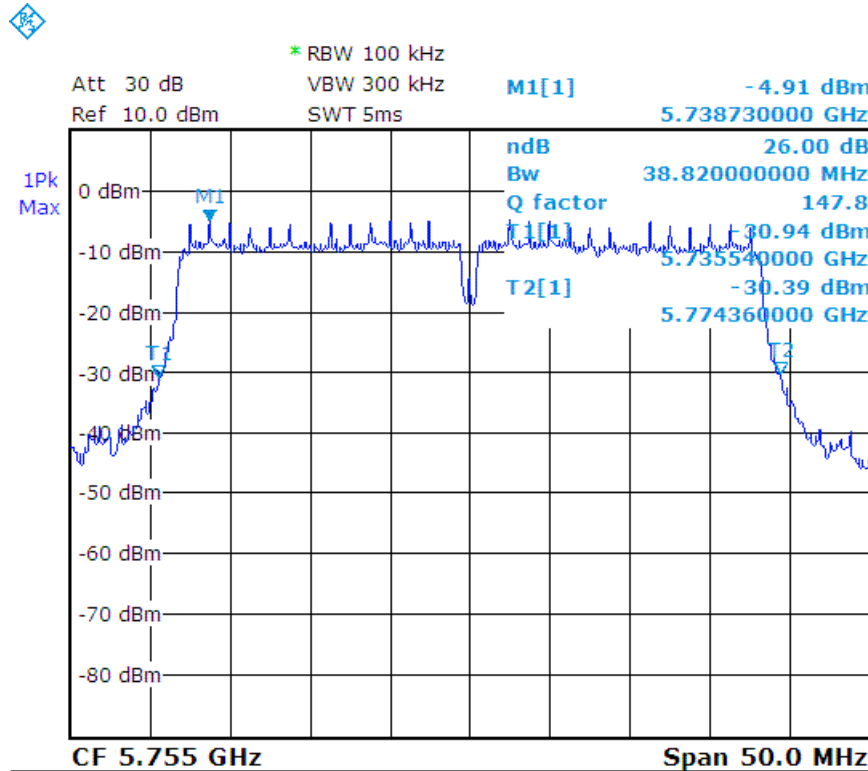
TEST REPORT

Reference No.: A15102101
 Report No.: FCCA15102101-01
 FCC ID : ZME-MLWG3
 Page: 284 of 484
 Date: Dec. 22, 2015

Temperature:	21 °C	Humidity:	59 %RH
Detector:	Peak	Test Mode:	MLWG3_5.8G_802.11n - HT40
RBW:	100 kHz	VBW:	300 kHz
Tested By:	Richard Lin	Tested Date:	Nov. 23, 2015

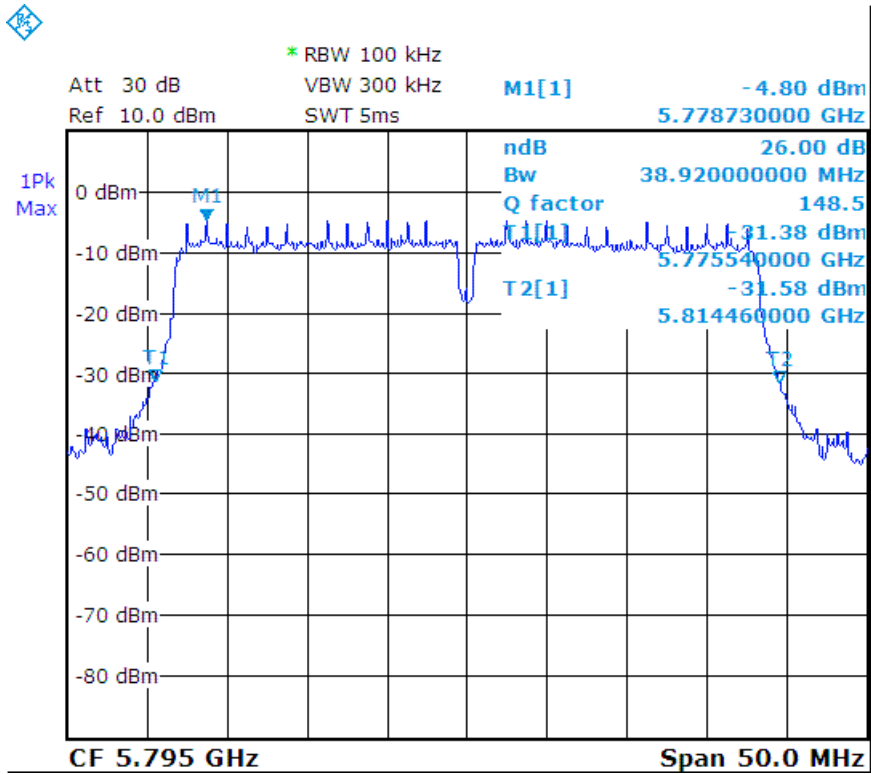
Channel Number	Channel Frequency (MHz)	26dB Bandwidth (MHz)
CH151	5755	38.82
CH159	5795	38.92

n - HT40_CH151 :





n - HT40_CH159 :





Spectrum Research & Testing Lab., Inc.
 No.167, Ln. 780, Shan-Tong Rd., Ling 8, Shan-Tong Li, Chung-Li City, Taoyuan County 320, Taiwan (R.O.C.)

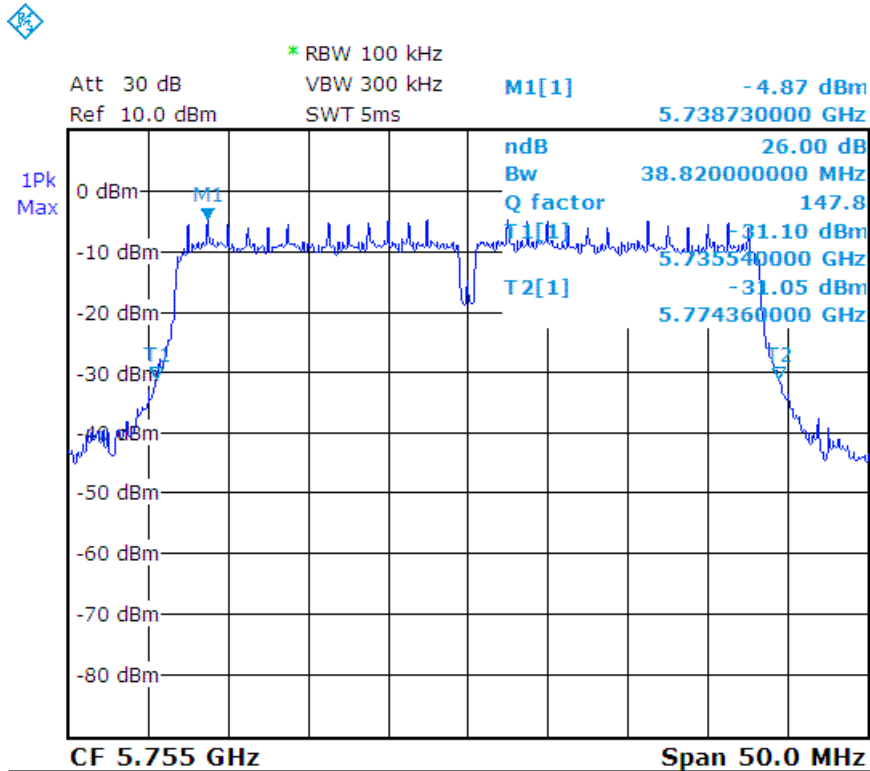
TEST REPORT

Reference No.: A15102101
 Report No.: FCCA15102101-01
 FCC ID : ZME-MLWG3
 Page: 286 of 484
 Date: Dec. 22, 2015

Temperature:	21 °C	Humidity:	59 %RH
Detector:	Peak	Test Mode:	MLWG3_5.8G_802.11ac - HT40
RBW:	100 kHz	VBW:	300 kHz
Tested By:	Richard Lin	Tested Date:	Nov. 23, 2015

Channel Number	Channel Frequency (MHz)	26dB Bandwidth (MHz)
CH151	5755	38.82
CH159	5795	39.02

ac - HT40_CH151 :



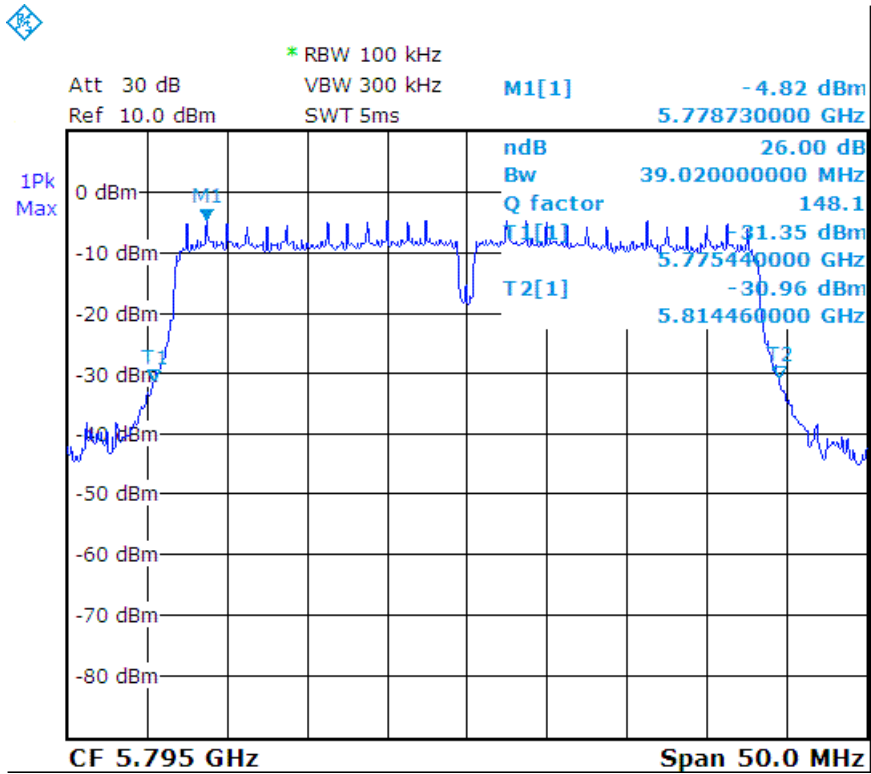


Spectrum Research & Testing Lab., Inc.
 No.167, Ln. 780, Shan-Tong Rd., Ling 8, Shan-Tong Li, Chung-Li City, Taoyuan County 320, Taiwan (R.O.C.)

TEST REPORT

Reference No.: A15102101
 Report No.: FCCA15102101-01
 FCC ID : ZME-MLWG3
 Page: 287 of 484
 Date: Dec. 22, 2015

ac - HT40_CH159 :





Spectrum Research & Testing Lab., Inc.
 No.167, Ln. 780, Shan-Tong Rd., Ling 8, Shan-Tong Li, Chung-Li City, Taoyuan County 320, Taiwan (R.O.C.)

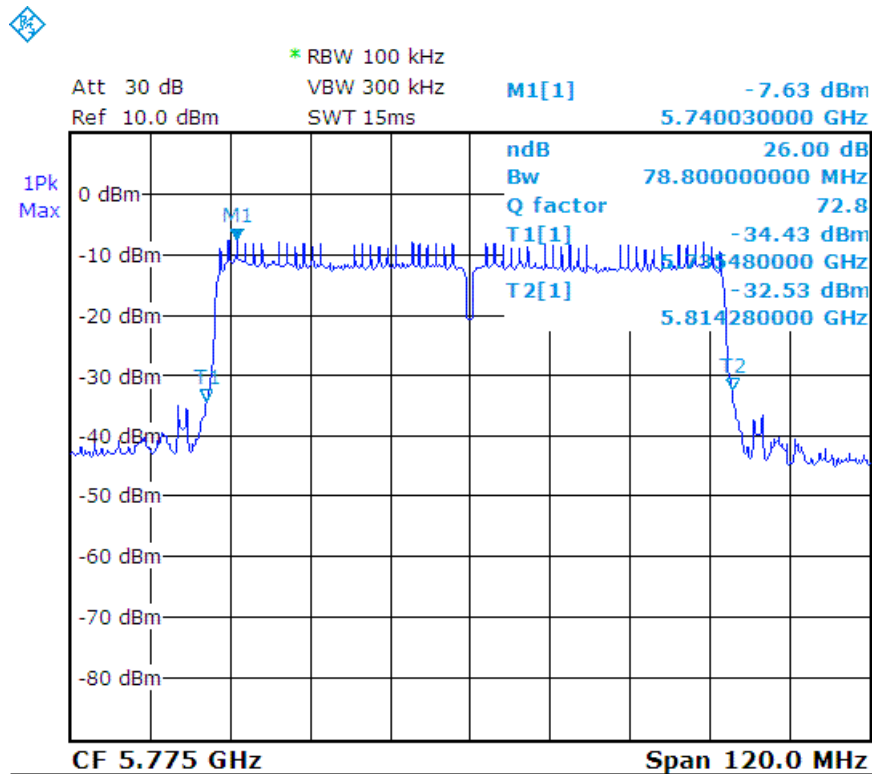
TEST REPORT

Reference No.: A15102101
 Report No.: FCCA15102101-01
 FCC ID : ZME-MLWG3
 Page: 288 of 484
 Date: Dec. 22, 2015

Temperature:	21 °C	Humidity:	59 %RH
Detector:	Peak	Test Mode:	MLWG3_5.8G_802.11ac - HT80
RBW:	100 kHz	VBW:	300 kHz
Tested By:	Richard Lin	Tested Date:	Nov. 23, 2015

Channel Number	Channel Frequency (MHz)	26dB Bandwidth (MHz)
CH155	5775	78.80

ac - HT80_CH155 :





Spectrum Research & Testing Lab., Inc.
 No.167, Ln. 780, Shan-Tong Rd., Ling 8, Shan-Tong Li, Chung-Li City, Taoyuan County 320, Taiwan (R.O.C.)

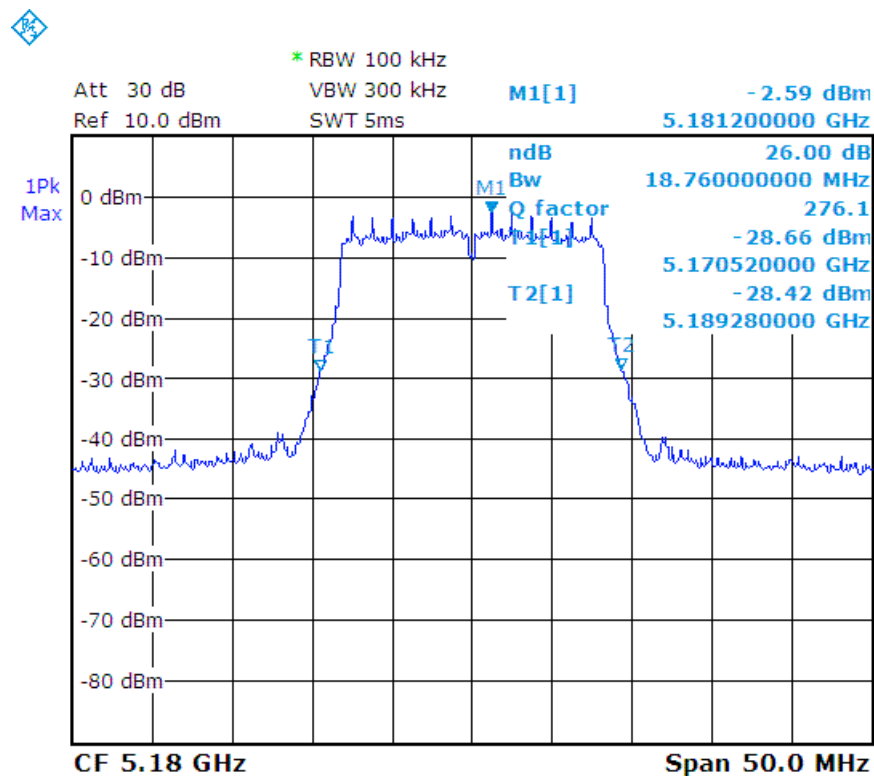
TEST REPORT

Reference No.: A15102101
 Report No.: FCCA15102101-01
 FCC ID : ZME-MLWG3
 Page: 289 of 484
 Date: Dec. 22, 2015

Temperature:	24 °C	Humidity:	55 %RH
Detector:	Peak	Test Mode:	MLWG3/64_5.1G_802.11a
RBW:	100 kHz	VBW:	300 kHz
Tested By:	Richard Lin	Tested Date:	Dec. 10, 2015

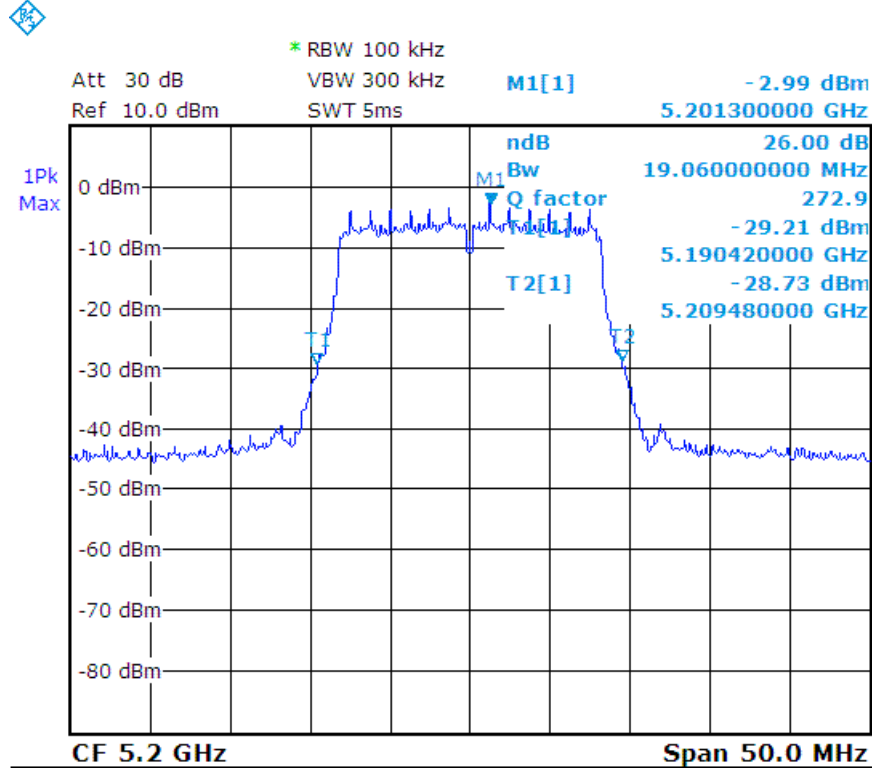
Channel Number	Channel Frequency (MHz)	26dB Bandwidth (MHz)
CH36	5180	18.76
CH40	5200	19.06
CH48	5240	19.06

a_CH36 :

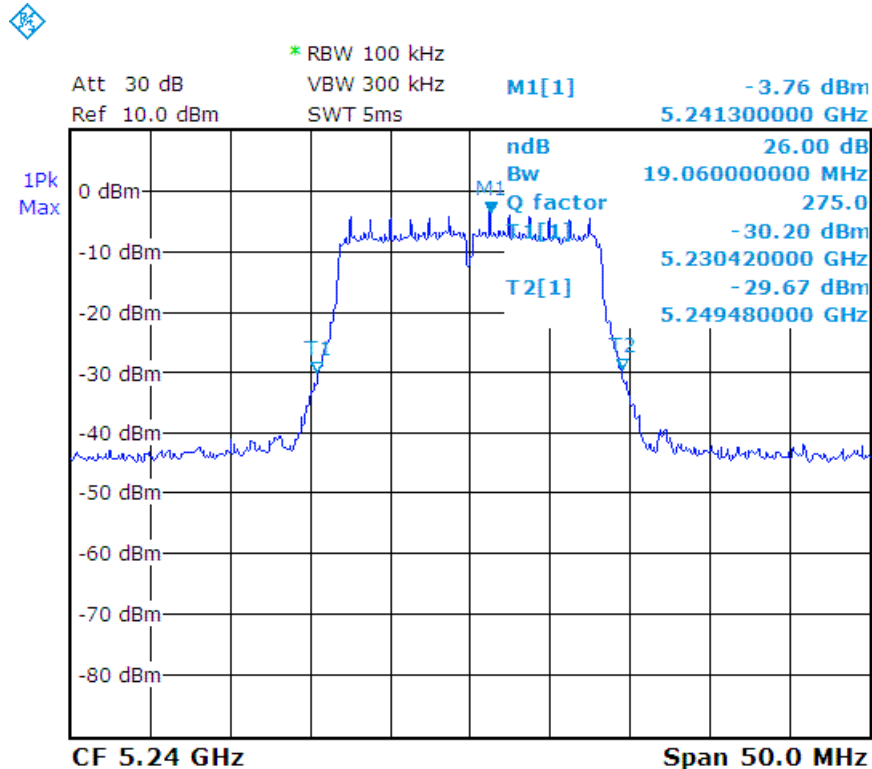




a_CH40 :



a_CH48 :





Spectrum Research & Testing Lab., Inc.
 No.167, Ln. 780, Shan-Tong Rd., Ling 8, Shan-Tong Li, Chung-Li City, Taoyuan County 320, Taiwan (R.O.C.)

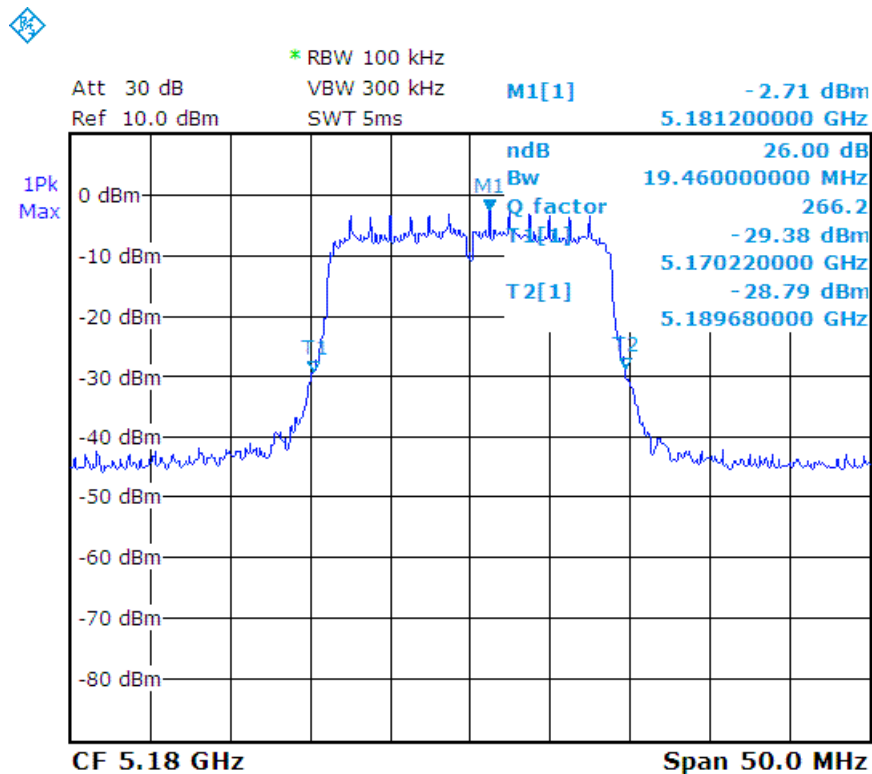
TEST REPORT

Reference No.: A15102101
 Report No.: FCCA15102101-01
 FCC ID : ZME-MLWG3
 Page: 291 of 484
 Date: Dec. 22, 2015

Temperature:	24 °C	Humidity:	55 %RH
Detector:	Peak	Test Mode:	MLWG3/64_5.1G_802.11n - HT20
RBW:	100 kHz	VBW:	300 kHz
Tested By:	Richard Lin	Tested Date:	Dec. 10, 2015

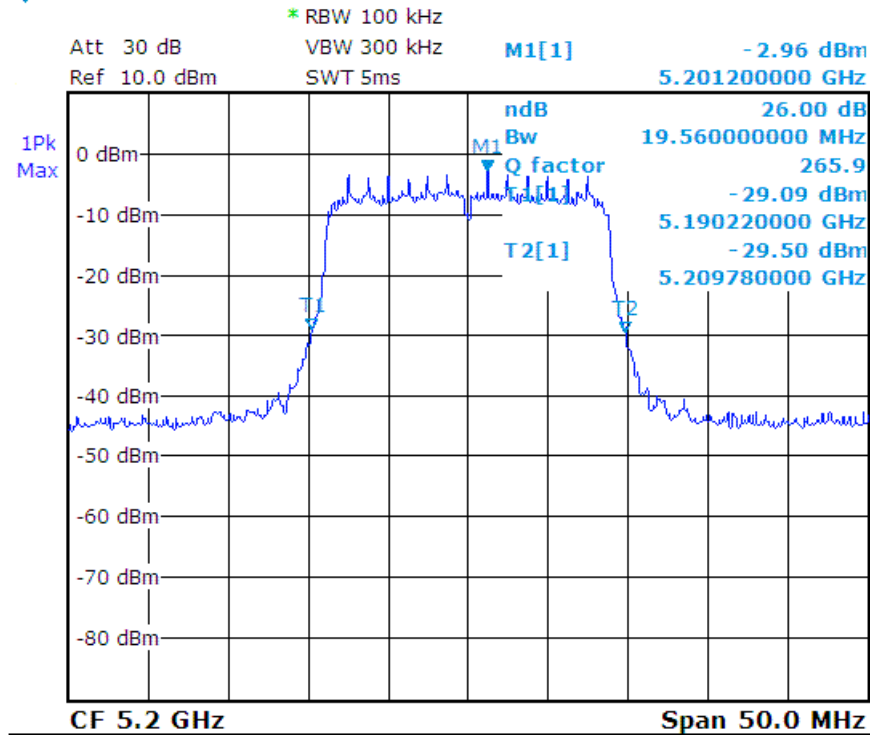
Channel Number	Channel Frequency (MHz)	26dB Bandwidth (MHz)
CH36	5180	19.46
CH40	5200	19.56
CH48	5240	19.46

n - HT20_CH36 :

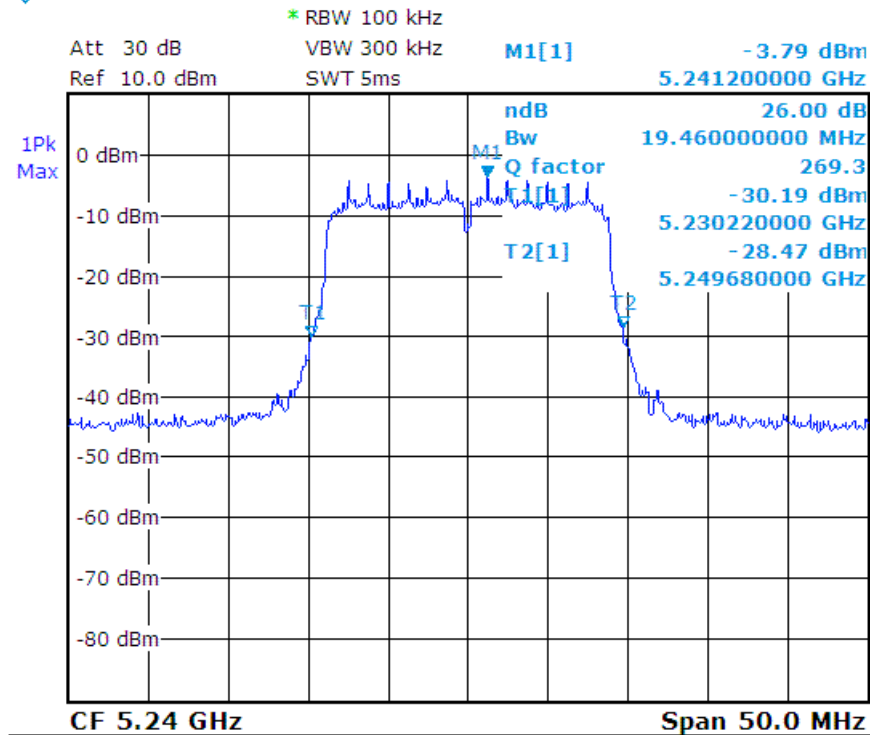




n - HT20_CH40 :



n - HT20_CH48 :





Spectrum Research & Testing Lab., Inc.
 No.167, Ln. 780, Shan-Tong Rd., Ling 8, Shan-Tong Li, Chung-Li City, Taoyuan County 320, Taiwan (R.O.C.)

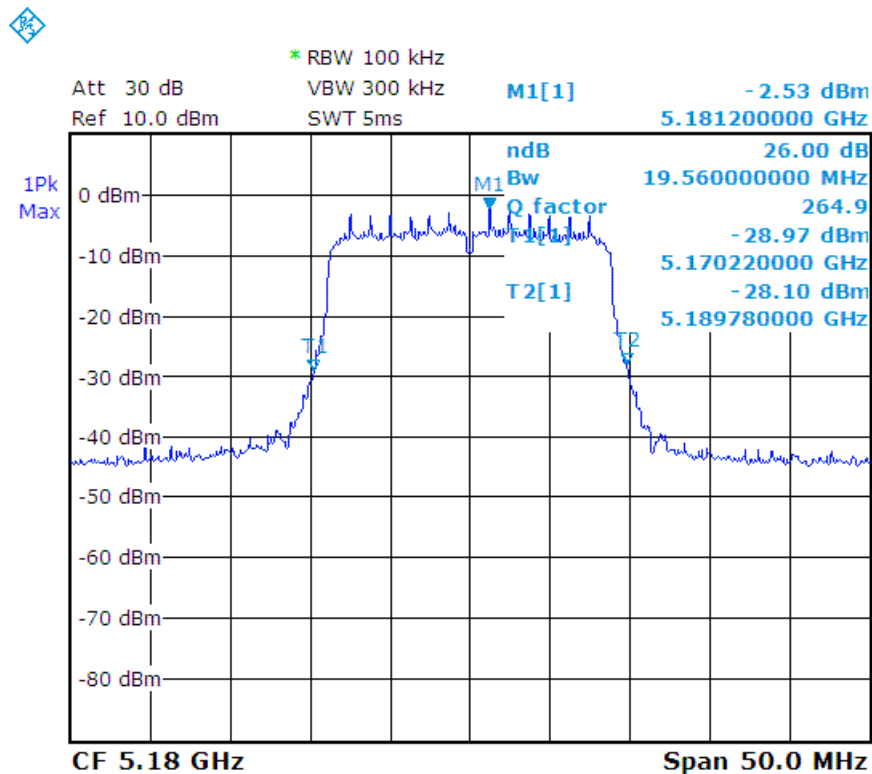
TEST REPORT

Reference No.: A15102101
 Report No.: FCCA15102101-01
 FCC ID : ZME-MLWG3
 Page: 293 of 484
 Date: Dec. 22, 2015

Temperature:	24 °C	Humidity:	55 %RH
Detector:	Peak	Test Mode:	MLWG3/64_5.1G_802.11ac - HT20
RBW:	100 kHz	VBW:	300 kHz
Tested By:	Richard Lin	Tested Date:	Dec. 10, 2015

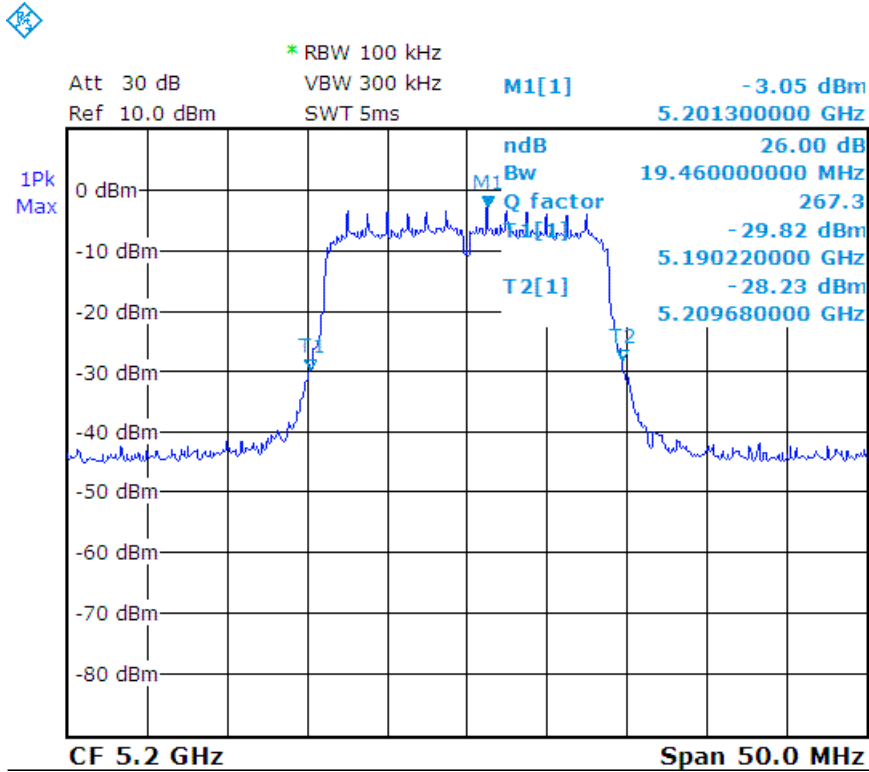
Channel Number	Channel Frequency (MHz)	26dB Bandwidth (MHz)
CH36	5180	19.56
CH40	5200	19.46
CH48	5240	19.56

ac - HT20_CH36 :

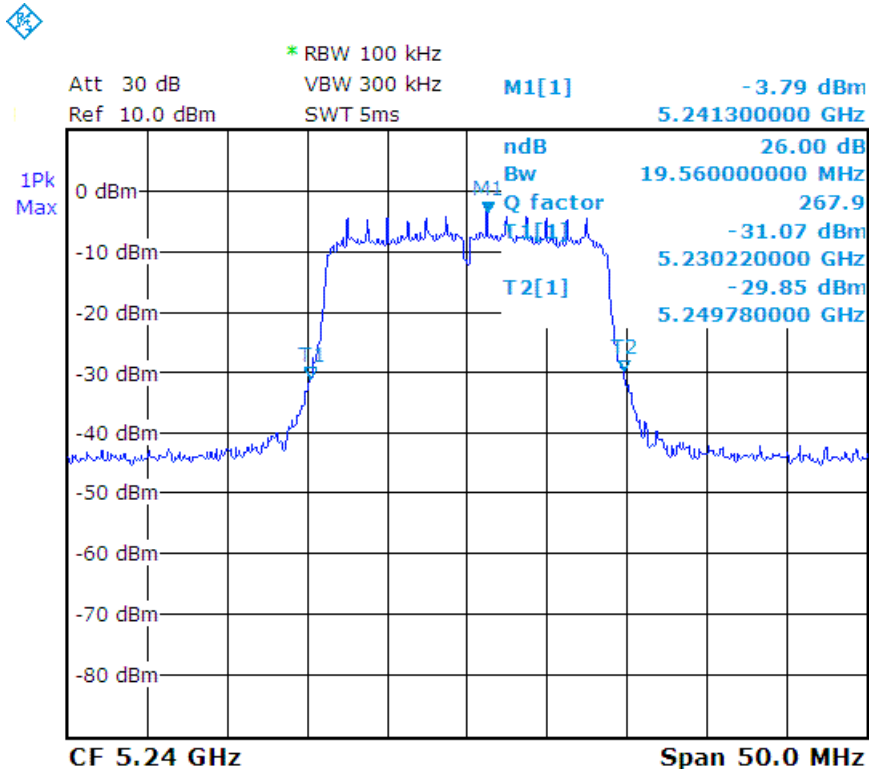




ac - HT20_CH40 :



ac - HT20_CH48 :





Spectrum Research & Testing Lab., Inc.
 No.167, Ln. 780, Shan-Tong Rd., Ling 8, Shan-Tong Li, Chung-Li City, Taoyuan County 320, Taiwan (R.O.C.)

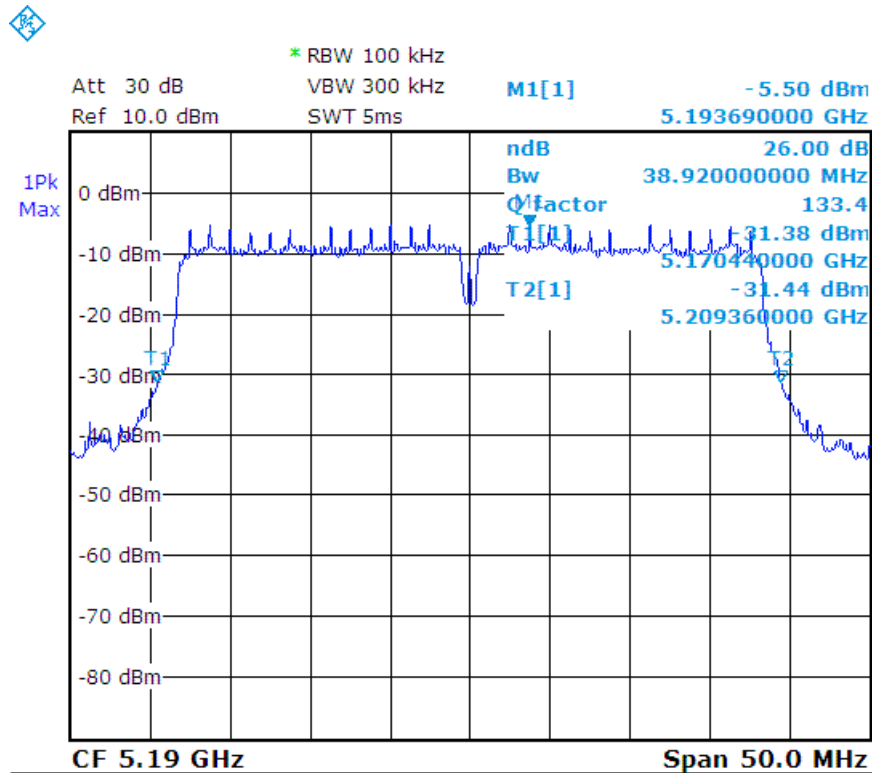
TEST REPORT

Reference No.: A15102101
 Report No.: FCCA15102101-01
 FCC ID : ZME-MLWG3
 Page: 295 of 484
 Date: Dec. 22, 2015

Temperature:	24 °C	Humidity:	55 %RH
Detector:	Peak	Test Mode:	MLWG3/64_5.1G_802.11n - HT40
RBW:	100 kHz	VBW:	300 kHz
Tested By:	Richard Lin	Tested Date:	Dec. 10, 2015

Channel Number	Channel Frequency (MHz)	26dB Bandwidth (MHz)
CH38	5190	38.92
CH46	5230	38.92

n - HT40_CH38 :



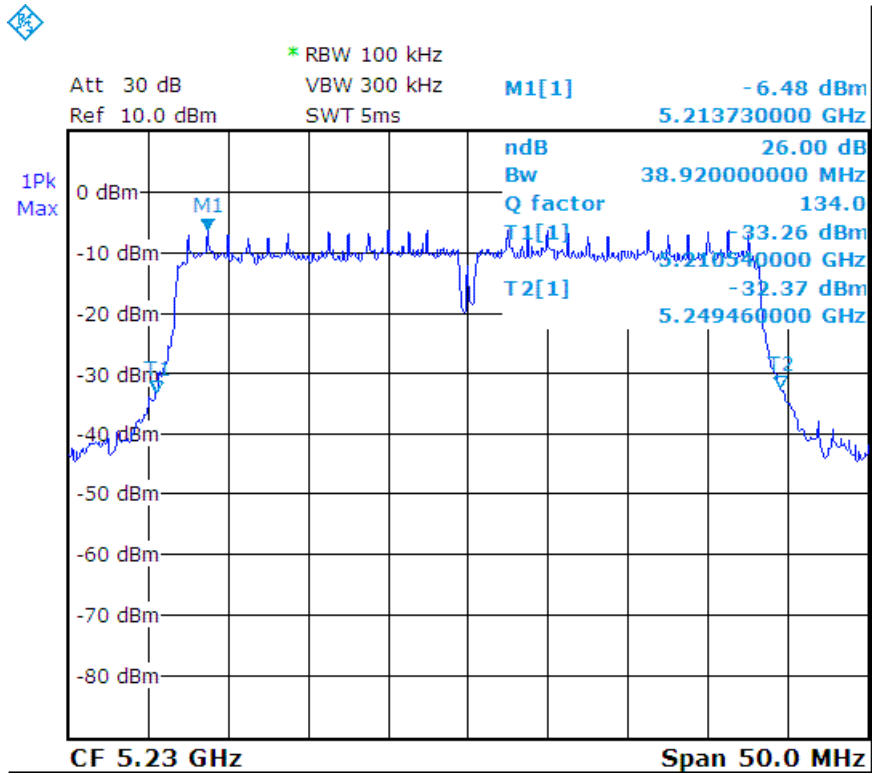


Spectrum Research & Testing Lab., Inc.
 No.167, Ln. 780, Shan-Tong Rd., Ling 8, Shan-Tong Li, Chung-Li City, Taoyuan County 320, Taiwan (R.O.C.)

TEST REPORT

Reference No.: A15102101
 Report No.: FCCA15102101-01
 FCC ID : ZME-MLWG3
 Page: 296 of 484
 Date: Dec. 22, 2015

n - HT40_CH46 :





Spectrum Research & Testing Lab., Inc.
 No.167, Ln. 780, Shan-Tong Rd., Ling 8, Shan-Tong Li, Chung-Li City, Taoyuan County 320, Taiwan (R.O.C.)

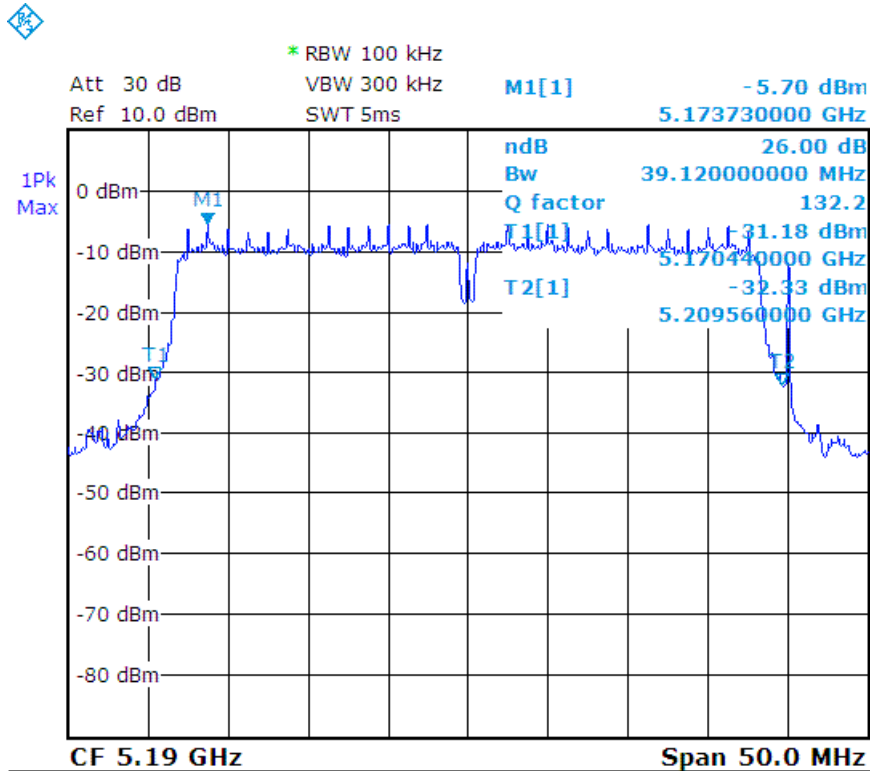
TEST REPORT

Reference No.: A15102101
 Report No.: FCCA15102101-01
 FCC ID : ZME-MLWG3
 Page: 297 of 484
 Date: Dec. 22, 2015

Temperature:	24 °C	Humidity:	55 %RH
Detector:	Peak	Test Mode:	MLWG3/64_5.1G_802.11ac - HT40
RBW:	100 kHz	VBW:	300 kHz
Tested By:	Richard Lin	Tested Date:	Dec. 10, 2015

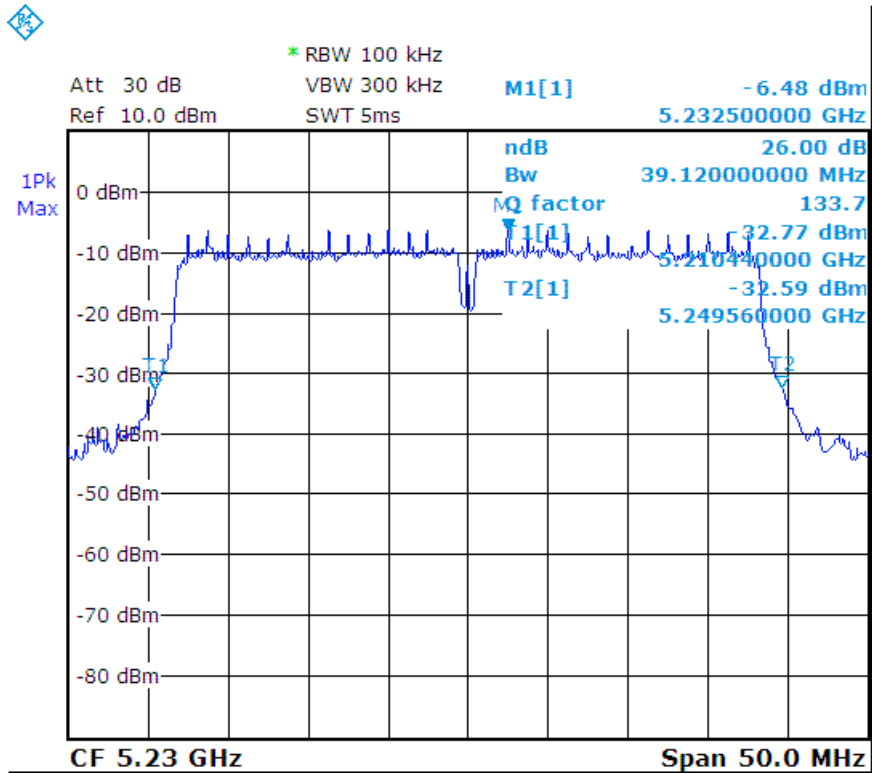
Channel Number	Channel Frequency (MHz)	26dB Bandwidth (MHz)
CH38	5190	39.12
CH46	5230	39.12

ac - HT40_CH38 :





ac - HT40_CH46 :





Spectrum Research & Testing Lab., Inc.
 No.167, Ln. 780, Shan-Tong Rd., Ling 8, Shan-Tong Li, Chung-Li City, Taoyuan County 320, Taiwan (R.O.C.)

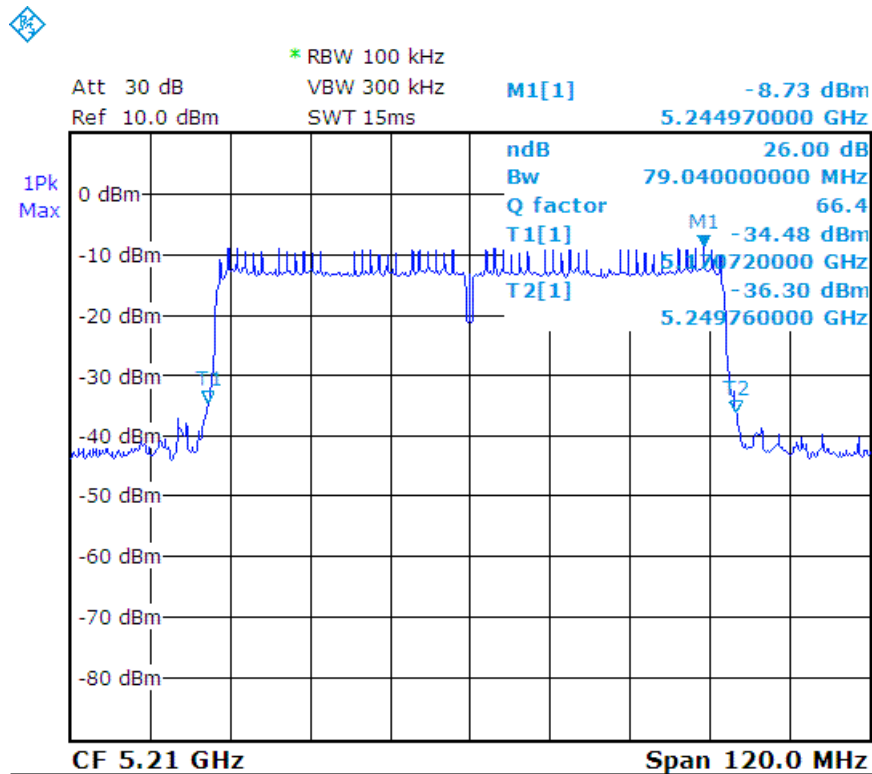
TEST REPORT

Reference No.: A15102101
 Report No.: FCCA15102101-01
 FCC ID : ZME-MLWG3
 Page: 299 of 484
 Date: Dec. 22, 2015

Temperature:	24 °C	Humidity:	55 %RH
Detector:	Peak	Test Mode:	MLWG3/64_5.1G_802.11ac - HT80
RBW:	100 kHz	VBW:	300 kHz
Tested By:	Richard Lin	Tested Date:	Dec. 10, 2015

Channel Number	Channel Frequency (MHz)	26dB Bandwidth (MHz)
CH42	5210	79.04

ac - HT80_CH42 :





Spectrum Research & Testing Lab., Inc.
 No.167, Ln. 780, Shan-Tong Rd., Ling 8, Shan-Tong Li, Chung-Li City, Taoyuan County 320, Taiwan (R.O.C.)

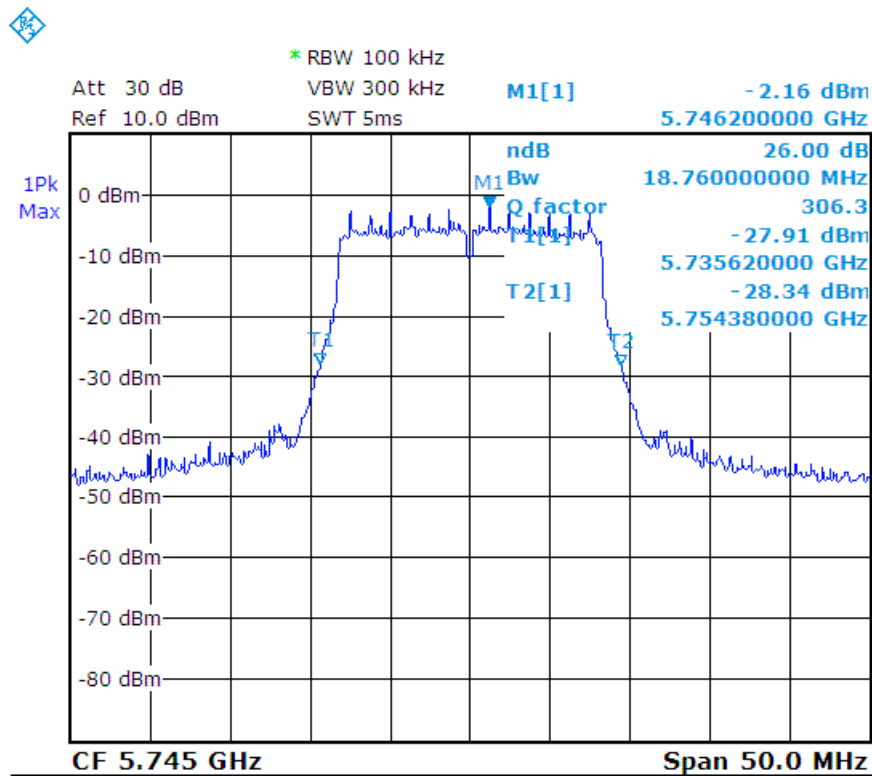
TEST REPORT

Reference No.: A15102101
 Report No.: FCCA15102101-01
 FCC ID : ZME-MLWG3
 Page: 300 of 484
 Date: Dec. 22, 2015

Temperature:	22 °C	Humidity:	58 %RH
Detector:	Peak	Test Mode:	MLWG3/64_5.8G_802.11a
RBW:	100 kHz	VBW:	300 kHz
Tested By:	Richard Lin	Tested Date:	Nov. 13, 2015

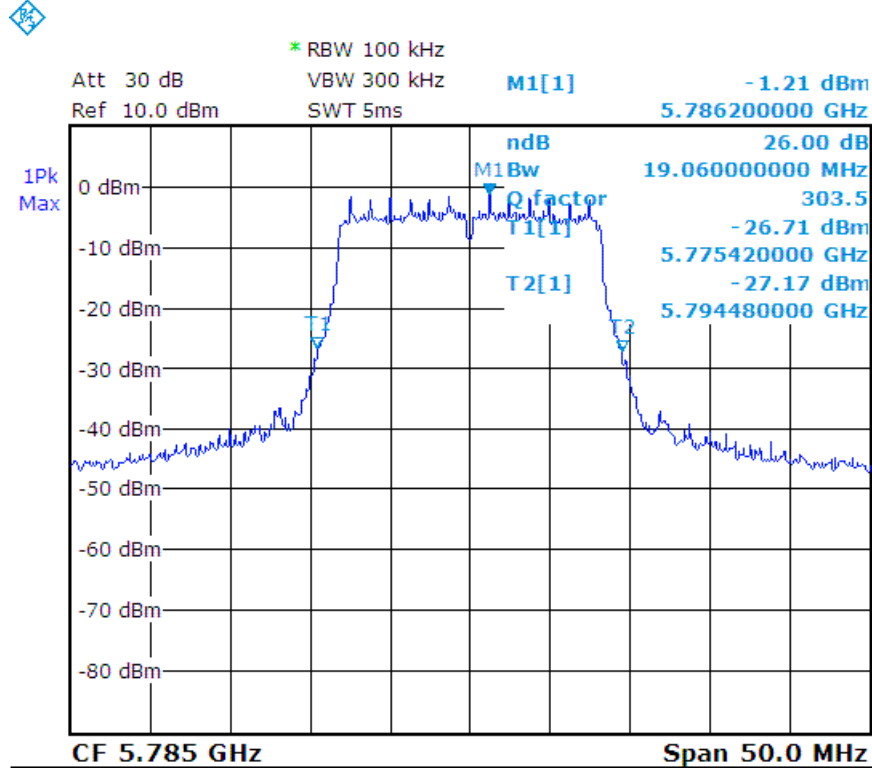
Channel Number	Channel Frequency (MHz)	26dB Bandwidth (MHz)
CH149	5745	18.76
CH157	5785	19.06
CH165	5825	19.16

a_CH149 :

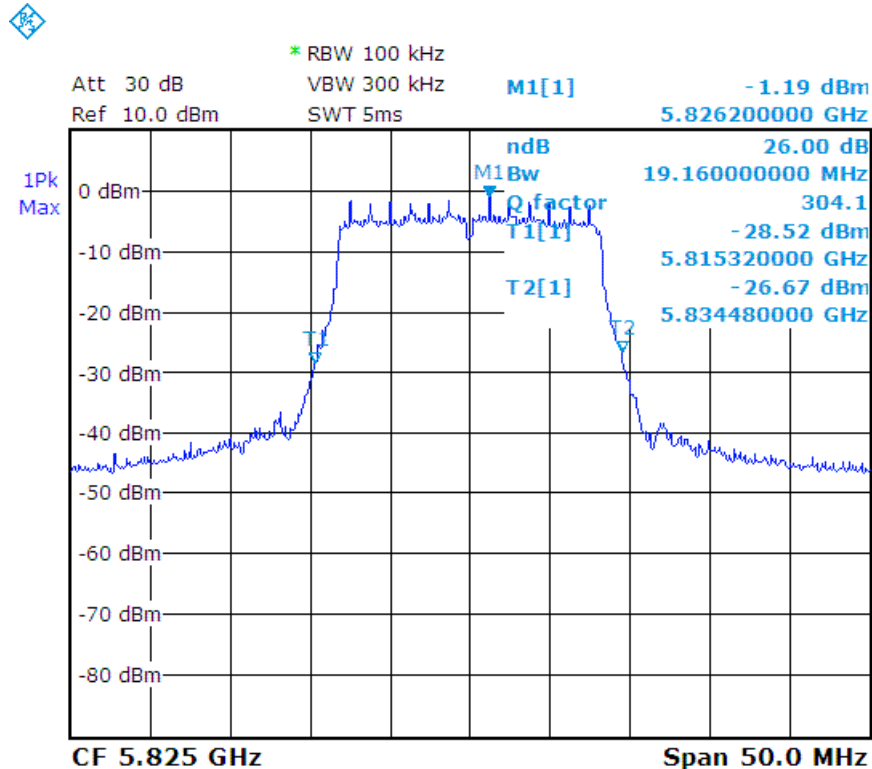




a_CH157 :



a_CH165 :





Spectrum Research & Testing Lab., Inc.
 No.167, Ln. 780, Shan-Tong Rd., Ling 8, Shan-Tong Li, Chung-Li City, Taoyuan County 320, Taiwan (R.O.C.)

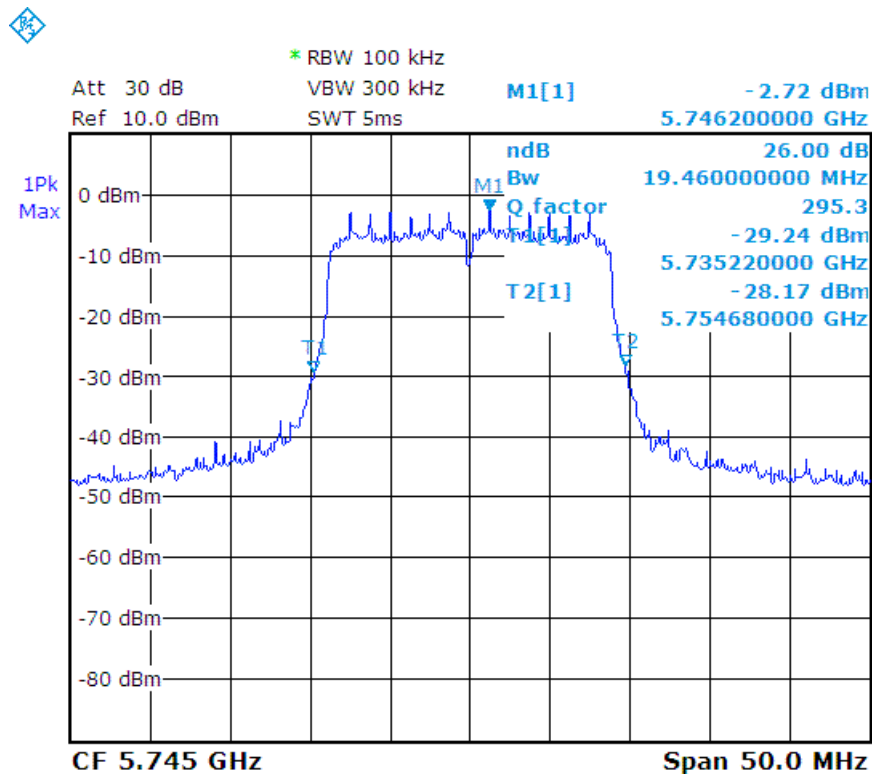
TEST REPORT

Reference No.: A15102101
 Report No.: FCCA15102101-01
 FCC ID : ZME-MLWG3
 Page: 302 of 484
 Date: Dec. 22, 2015

Temperature:	22 °C	Humidity:	58 %RH
Detector:	Peak	Test Mode:	MLWG3/64_5.8G_802.11n - HT20
RBW:	100 kHz	VBW:	300 kHz
Tested By:	Richard Lin	Tested Date:	Nov. 13, 2015

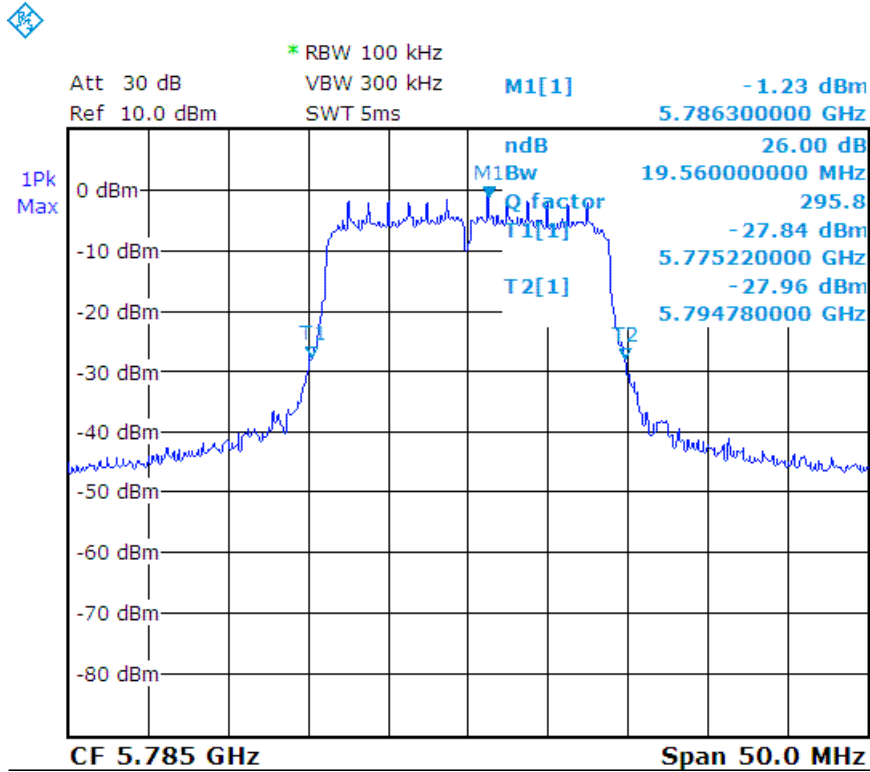
Channel Number	Channel Frequency (MHz)	26dB Bandwidth (MHz)
CH149	5745	19.46
CH157	5785	19.56
CH165	5825	19.46

n - HT20_CH149 :

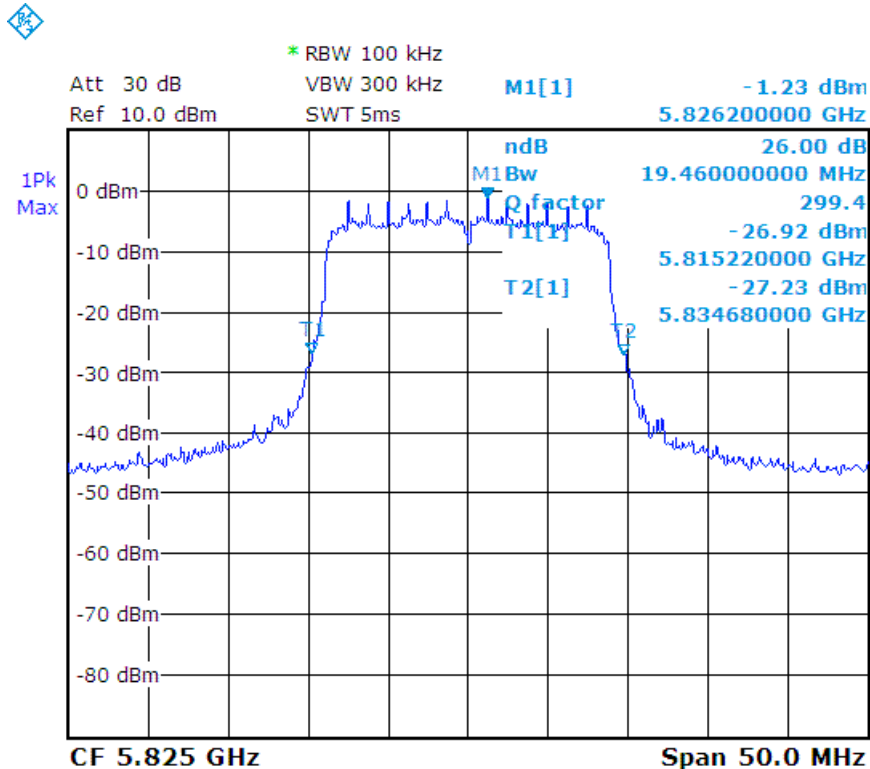




n - HT20_CH157 :



n - HT20_CH165 :





Spectrum Research & Testing Lab., Inc.
 No.167, Ln. 780, Shan-Tong Rd., Ling 8, Shan-Tong Li, Chung-Li City, Taoyuan County 320, Taiwan (R.O.C.)

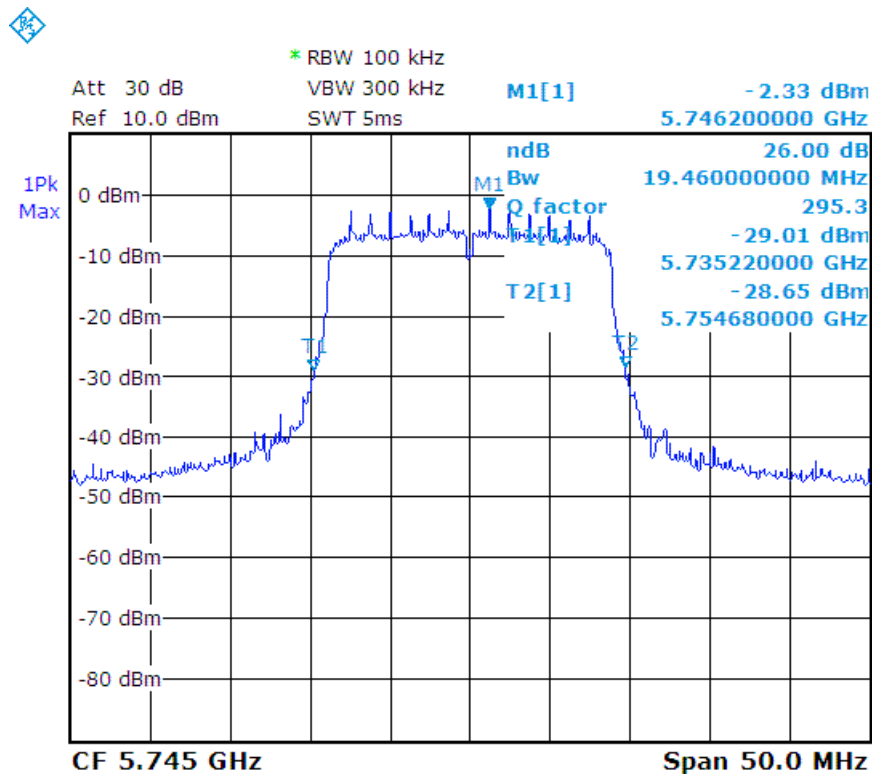
TEST REPORT

Reference No.: A15102101
 Report No.: FCCA15102101-01
 FCC ID : ZME-MLWG3
 Page: 304 of 484
 Date: Dec. 22, 2015

Temperature:	22 °C	Humidity:	58 %RH
Detector:	Peak	Test Mode:	MLWG3/64_5.8G_802.11ac - HT20
RBW:	100 kHz	VBW:	300 kHz
Tested By:	Richard Lin	Tested Date:	Nov. 13, 2015

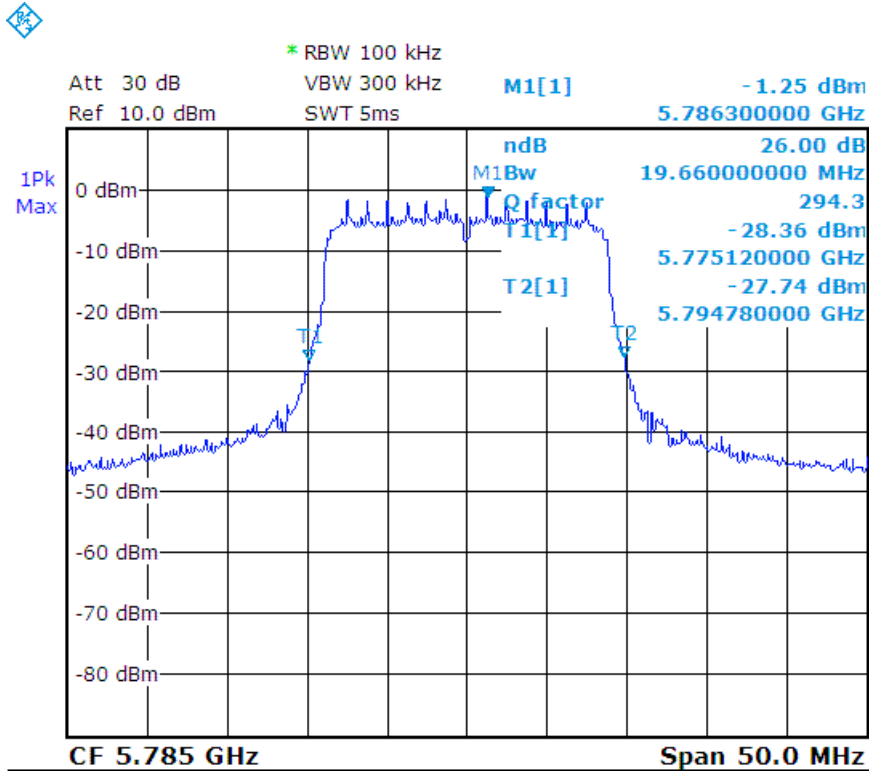
Channel Number	Channel Frequency (MHz)	26dB Bandwidth (MHz)
CH149	5745	19.46
CH157	5785	19.66
CH165	5825	19.56

ac - HT20_CH149 :

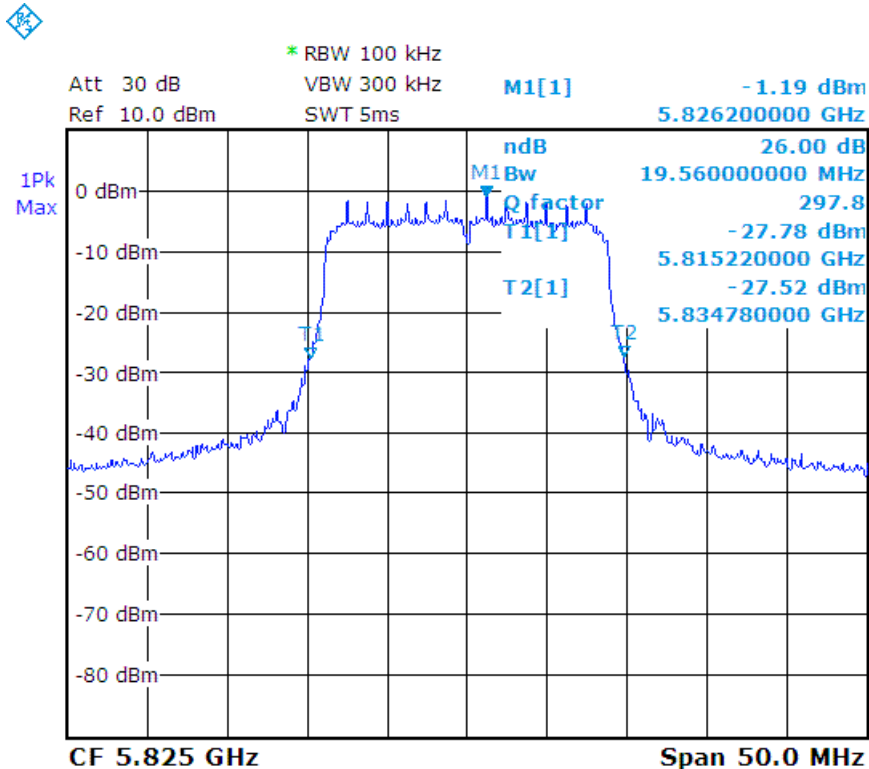




ac - HT20_CH157 :



ac - HT20_CH165 :





Spectrum Research & Testing Lab., Inc.
 No.167, Ln. 780, Shan-Tong Rd., Ling 8, Shan-Tong Li, Chung-Li City, Taoyuan County 320, Taiwan (R.O.C.)

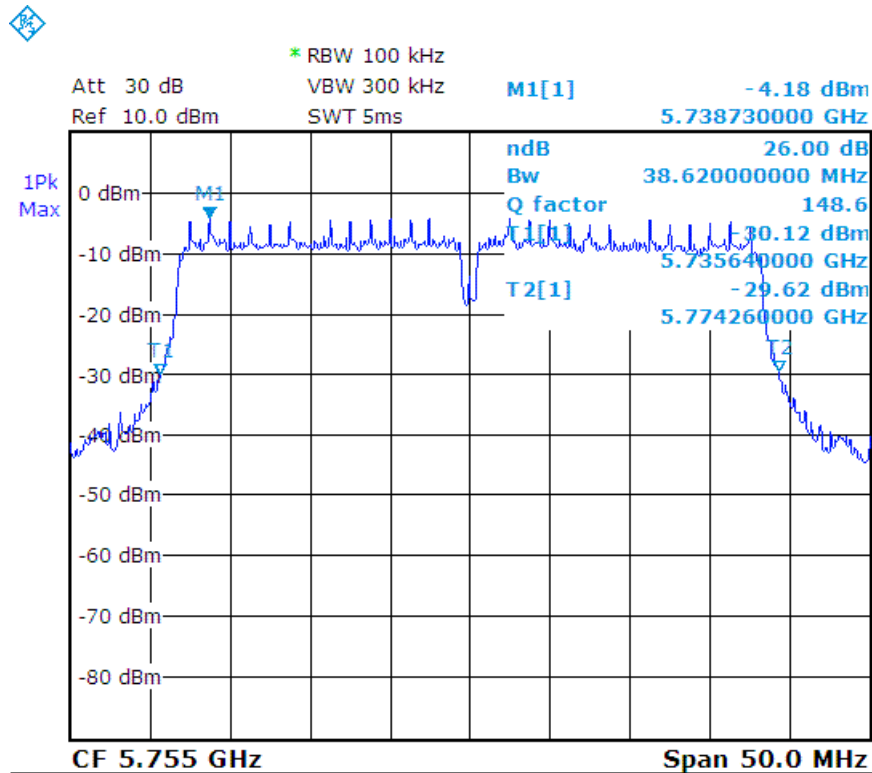
TEST REPORT

Reference No.: A15102101
 Report No.: FCCA15102101-01
 FCC ID : ZME-MLWG3
 Page: 306 of 484
 Date: Dec. 22, 2015

Temperature:	22 °C	Humidity:	58 %RH
Detector:	Peak	Test Mode:	MLWG3/64_5.8G_802.11n - HT40
RBW:	100 kHz	VBW:	300 kHz
Tested By:	Richard Lin	Tested Date:	Nov. 13, 2015

Channel Number	Channel Frequency (MHz)	26dB Bandwidth (MHz)
CH151	5755	38.62
CH159	5795	39.32

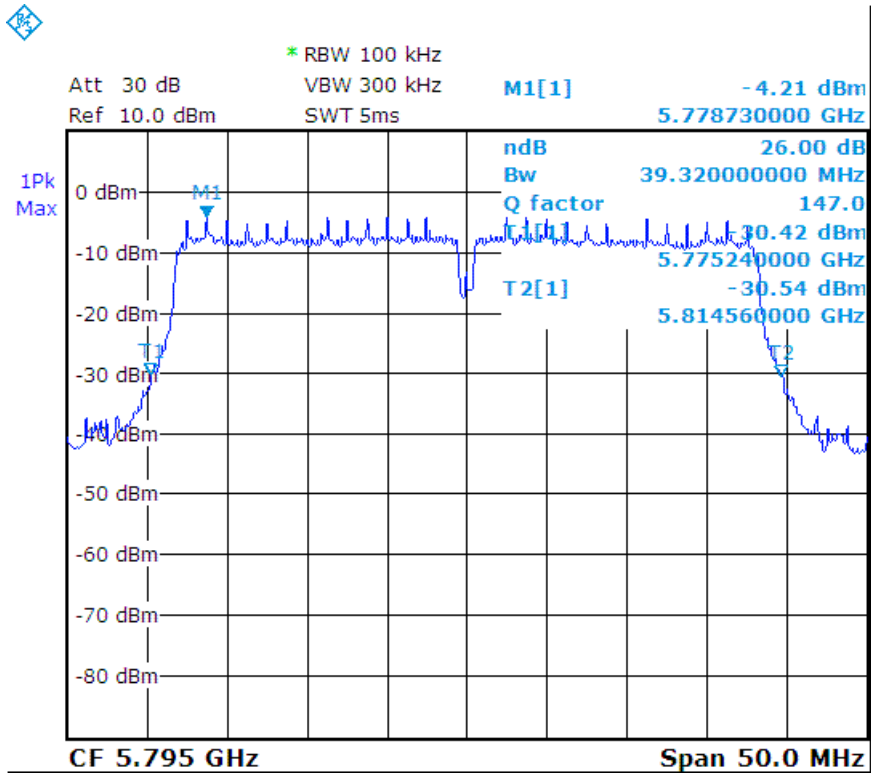
n - HT40_CH151 :





TEST REPORT

n - HT40_CH159 :





Spectrum Research & Testing Lab., Inc.
 No.167, Ln. 780, Shan-Tong Rd., Ling 8, Shan-Tong Li, Chung-Li City, Taoyuan County 320, Taiwan (R.O.C.)

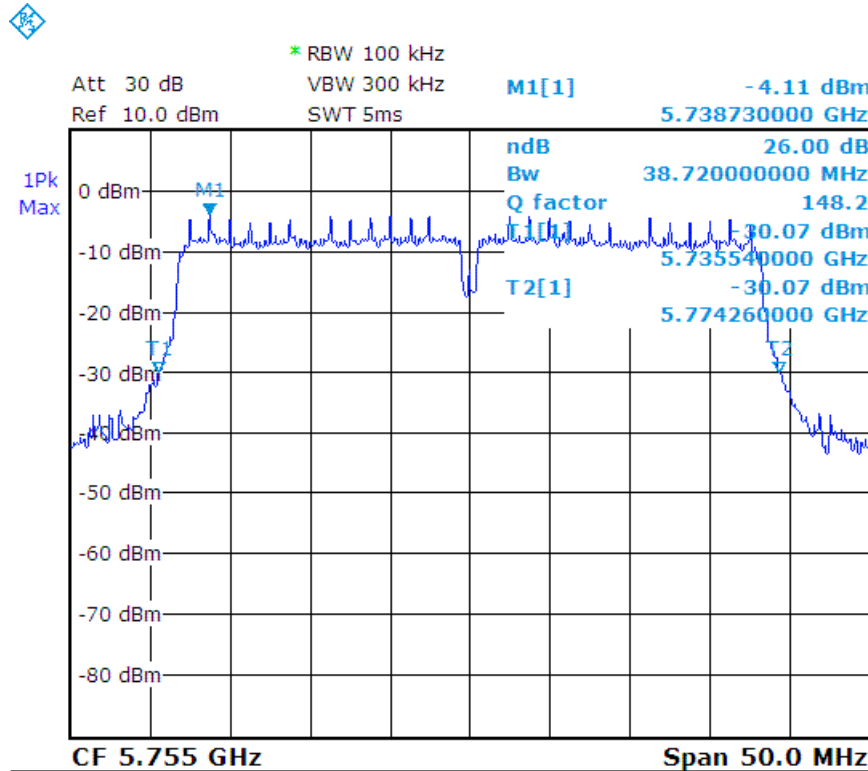
TEST REPORT

Reference No.: A15102101
 Report No.: FCCA15102101-01
 FCC ID : ZME-MLWG3
 Page: 308 of 484
 Date: Dec. 22, 2015

Temperature:	22 °C	Humidity:	58 %RH
Detector:	Peak	Test Mode:	MLWG3/64_5.8G_802.11ac - HT40
RBW:	100 kHz	VBW:	300 kHz
Tested By:	Richard Lin	Tested Date:	Nov. 13, 2015

Channel Number	Channel Frequency (MHz)	26dB Bandwidth (MHz)
CH151	5755	38.72
CH159	5795	38.92

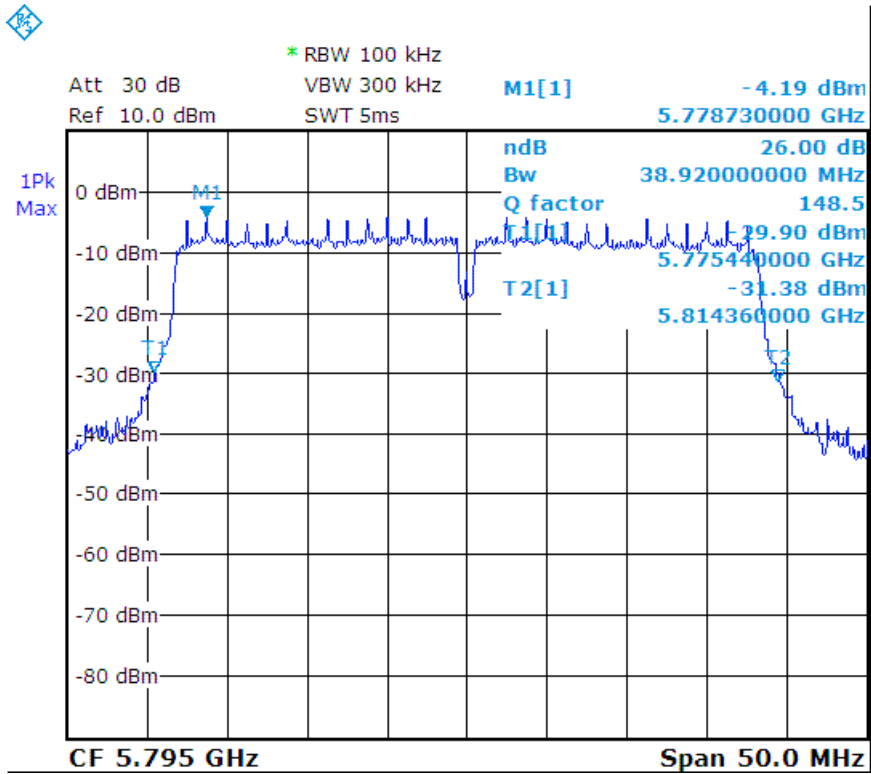
ac - HT40_CH151 :





TEST REPORT

ac - HT40_CH159 :





Spectrum Research & Testing Lab., Inc.
 No.167, Ln. 780, Shan-Tong Rd., Ling 8, Shan-Tong Li, Chung-Li City, Taoyuan County 320, Taiwan (R.O.C.)

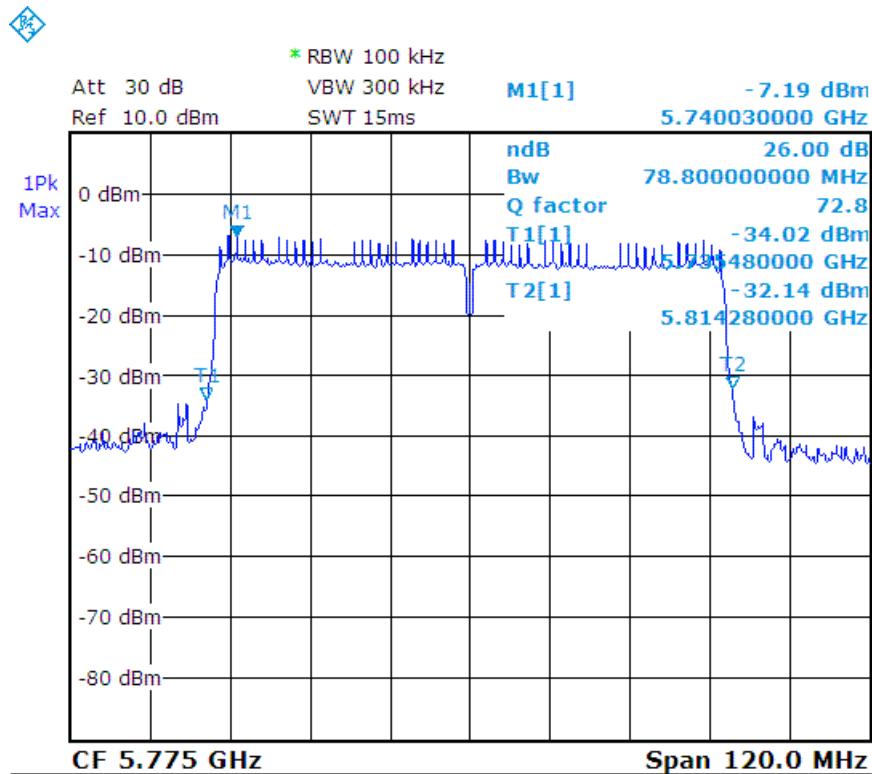
TEST REPORT

Reference No.: A15102101
 Report No.: FCCA15102101-01
 FCC ID : ZME-MLWG3
 Page: 310 of 484
 Date: Dec. 22, 2015

Temperature:	22 °C	Humidity:	58 %RH
Detector:	Peak	Test Mode:	MLWG3/64_5.8G_802.11ac - HT80
RBW:	100 kHz	VBW:	300 kHz
Tested By:	Richard Lin	Tested Date:	Nov. 13, 2015

Channel Number	Channel Frequency (MHz)	26dB Bandwidth (MHz)
CH155	5775	78.80

ac - HT80_CH155 :





Spectrum Research & Testing Lab., Inc.

No.167, Ln. 780, Shan-Tong Rd., Ling 8, Shan-Tong Li, Chung-Li City, Taoyuan County 320, Taiwan (R.O.C.)

TEST REPORT

Reference No.: A15102101
Report No.: FCCA15102101-01
FCC ID : ZME-MLWG3
Page: 311 of 484
Date: Dec. 22, 2015

4.4 PEAK CONDUCTED OUTPUT POWER TEST

4.4.1 LIMIT

FCC Part15, Subpart E Section 15.407(a)(1)(iv).

For mobile and portable client devices in the 5.15-5.25 GHz band, the maximum conducted output power over the frequency band of operation shall not exceed 250 mW provided the maximum antenna gain does not exceed 6 dBi.

FCC Part15, Subpart E Section 15.407(a)(3).

For the band 5.725-5.85 GHz, the maximum conducted output power over the frequency band of operation shall not exceed 1 W


4.4.2 TEST EQUIPMENT

The following test equipment was used during the test :

Equipment/ Facilities	Specifications	Manufacturer	Model#/ Serial#	Due Date of Cal. & Cal. Center
EMI TEST RECEIVER (INCLUDE SPECTRUM ANALYZER)	9 KHz ~ 6 GHz	ROHDE & SCHWARZ	ESL /100176	MAY 24, 2016 ETC

NOTE: The calibration interval of the above test equipment is one year and the calibrations are traceable to NML/ROC and NIST/USA.

4.4.3 TEST SET-UP



The EUT was connected to a spectrum through a 50Ω RF cable.

4.4.4 TEST PROCEDURE

The EUT was operating in continuous transmission mode or could control its channel. Printed out the test result from the spectrum by hard copy function.

4.4.5 EUT OPERATING CONDITION

1. Set the EUT under continuous transmission condition.
2. The EUT was set to the highest available power level.



Spectrum Research & Testing Lab., Inc.
 No.167, Ln. 780, Shan-Tong Rd., Ling 8, Shan-Tong Li, Chung-Li City, Taoyuan County 320, Taiwan (R.O.C.)

TEST REPORT

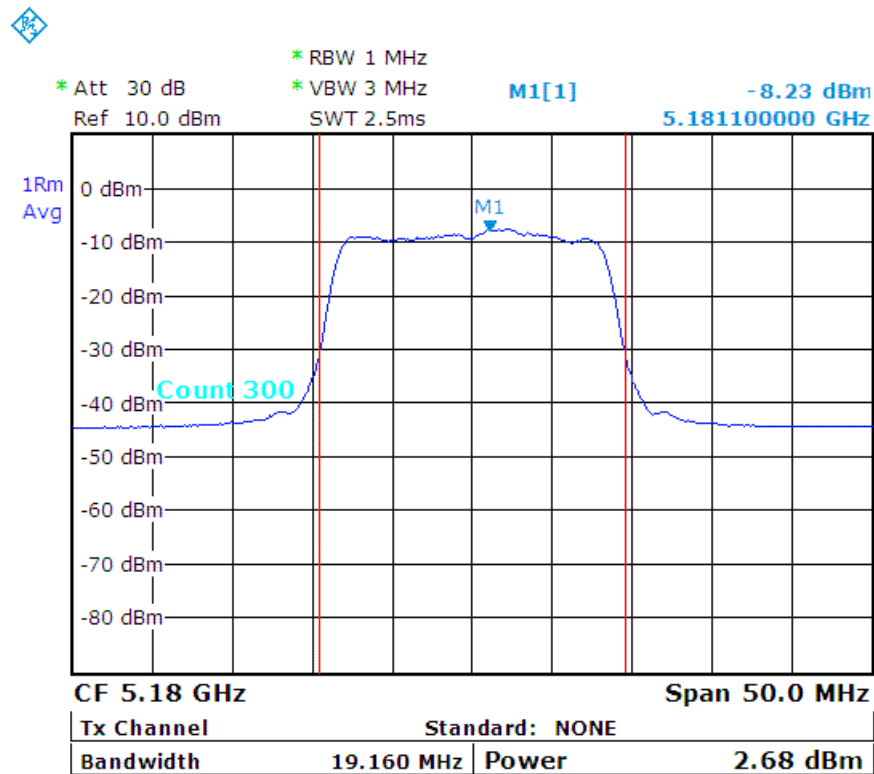
Reference No.: A15102101
 Report No.: FCCA15102101-01
 FCC ID : ZME-MLWG3
 Page: 312 of 484
 Date: Dec. 22, 2015

4.4.6 TEST RESULT

Temperature:	24 °C	Humidity:	55 %RH
Detector:	RMS	Test Mode:	MLWG3_5.1G_802.11a
RBW:	1 MHz	VBW:	3 MHz
Tested By:	Richard Lin	Tested Date:	Dec. 10, 2015

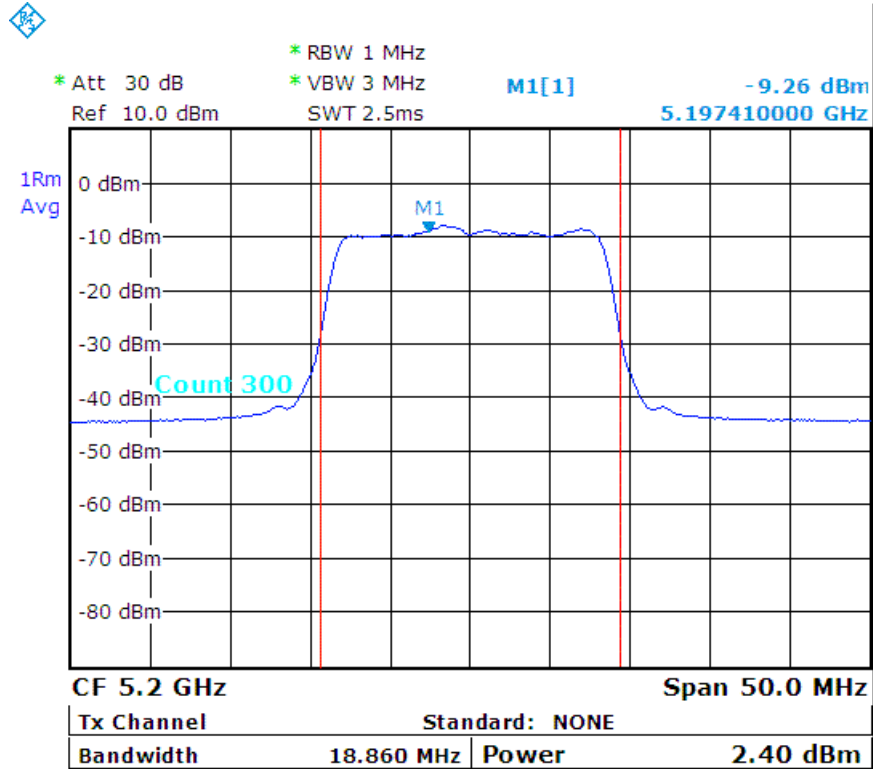
Channel Number	Channel Frequency (MHz)	99% Bandwidth (MHz)	Peak Conducted Output Power		Limit (dBm)
			(dBm)	(mW)	
CH36	5180	19.16	2.68	1.85	24
CH40	5200	18.86	2.40	1.74	24
CH48	5240	19.06	2.36	1.72	24

a_CH36 :

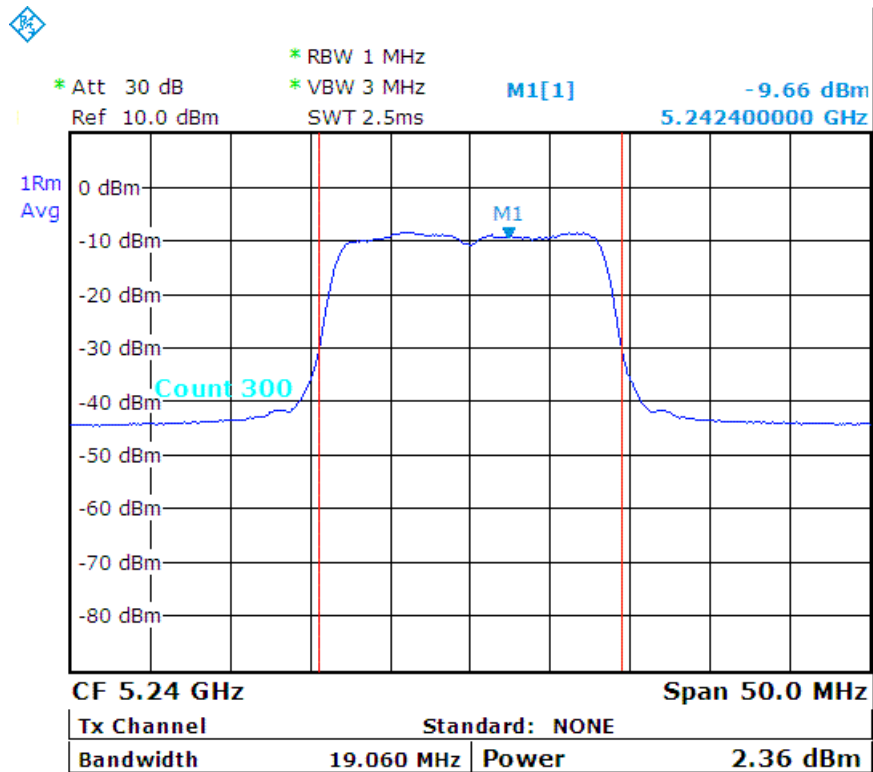




a_CH40 :



a_CH48 :





Spectrum Research & Testing Lab., Inc.

No.167, Ln. 780, Shan-Tong Rd., Ling 8, Shan-Tong Li, Chung-Li City, Taoyuan County 320, Taiwan (R.O.C.)

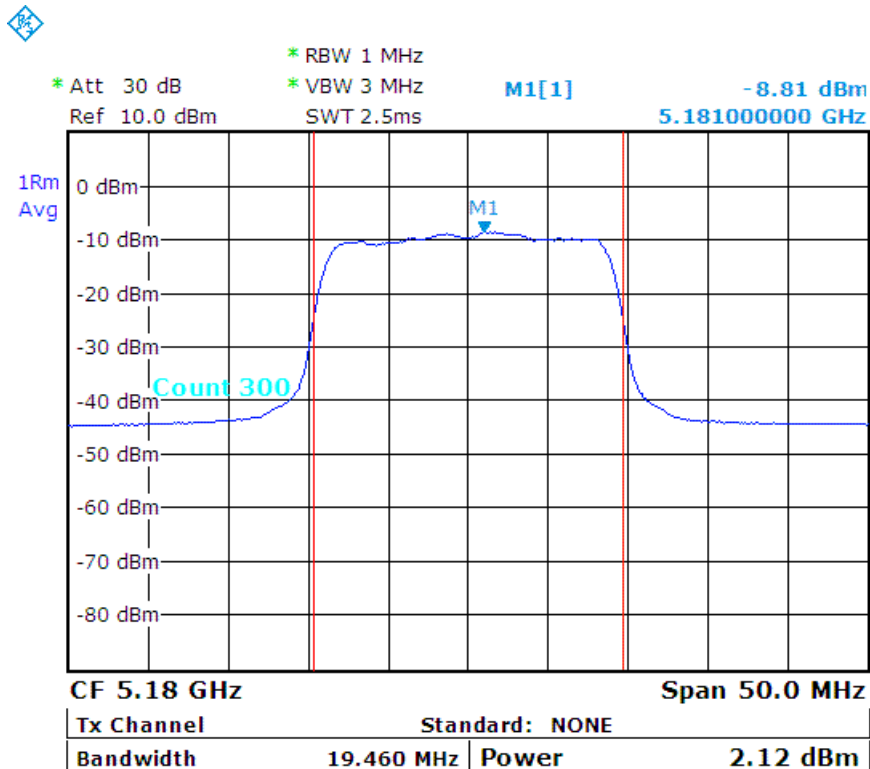
TEST REPORT

Reference No.: A15102101
Report No.: FCCA15102101-01
FCC ID : ZME-MLWG3
Page: 314 of 484
Date: Dec. 22, 2015

Temperature:	24 °C	Humidity:	55 %RH
Detector:	RMS	Test Mode:	MLWG3_5.1G_802.11n - HT20
RBW:	1 MHz	VBW:	3 MHz
Tested By:	Richard Lin	Tested Date:	Dec. 10, 2015

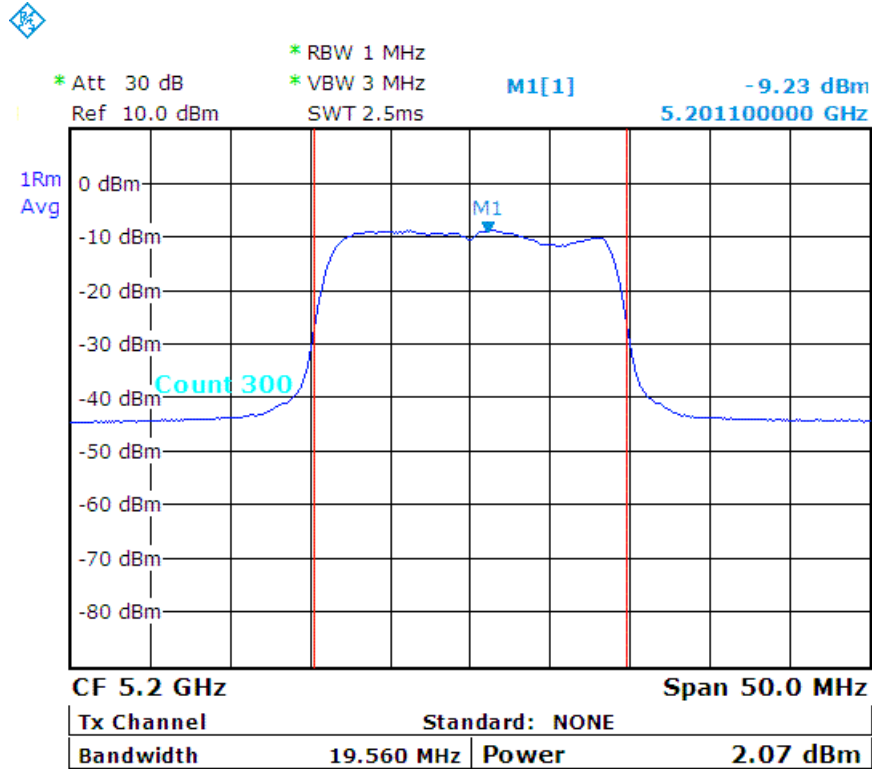
Channel Number	Channel Frequency (MHz)	99% Bandwidth (MHz)	Peak Conducted Output Power		Limit (dBm)
			(dBm)	(mW)	
CH36	5180	19.46	2.12	1.63	24
CH40	5200	19.56	2.07	1.61	24
CH48	5240	19.46	2.11	1.63	24

n - HT20_CH36 :

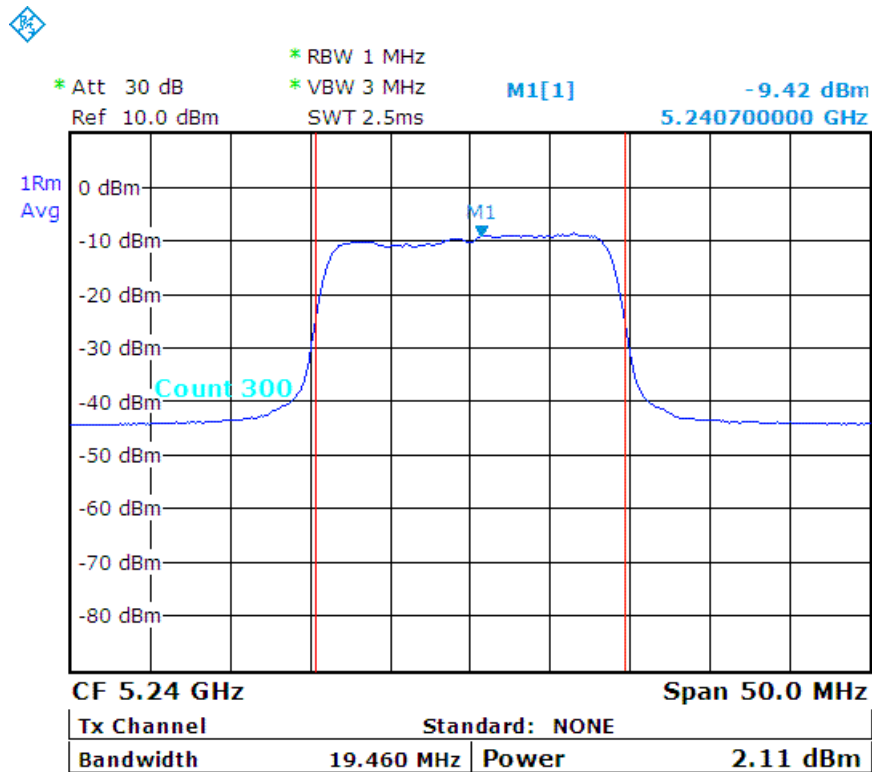




n - HT20_CH40 :



n - HT20_CH48 :





Spectrum Research & Testing Lab., Inc.
 No.167, Ln. 780, Shan-Tong Rd., Ling 8, Shan-Tong Li, Chung-Li City, Taoyuan County 320, Taiwan (R.O.C.)

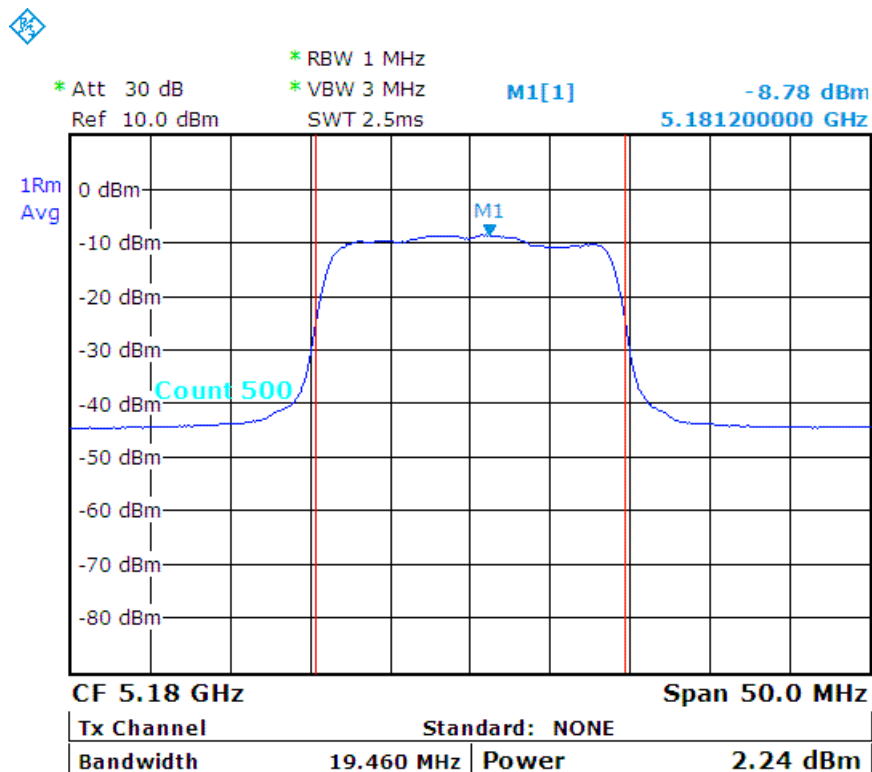
TEST REPORT

Reference No.: A15102101
 Report No.: FCCA15102101-01
 FCC ID : ZME-MLWG3
 Page: 316 of 484
 Date: Dec. 22, 2015

Temperature:	24 °C	Humidity:	55 %RH
Detector:	RMS	Test Mode:	MLWG3_5.1G_802.11ac - HT20
RBW:	1 MHz	VBW:	3 MHz
Tested By:	Richard Lin	Tested Date:	Dec. 10, 2015

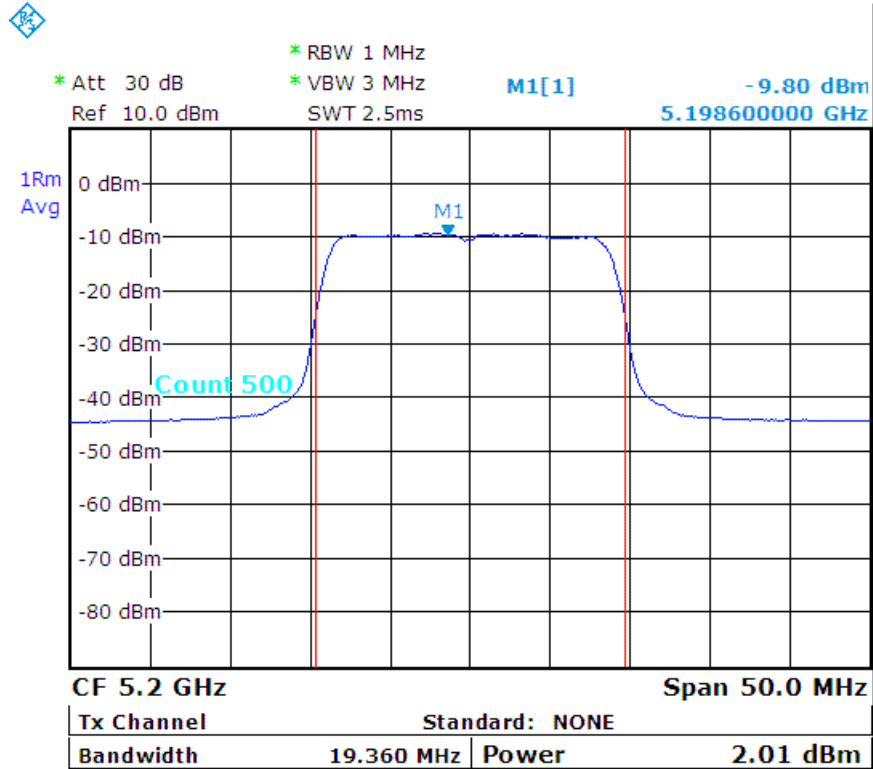
Channel Number	Channel Frequency (MHz)	99% Bandwidth (MHz)	Peak Conducted Output Power		Limit (dBm)
			(dBm)	(mW)	
CH36	5180	19.46	2.24	1.67	24
CH40	5200	19.36	2.01	1.59	24
CH48	5240	19.46	1.99	1.58	24

ac - HT20_CH36 :

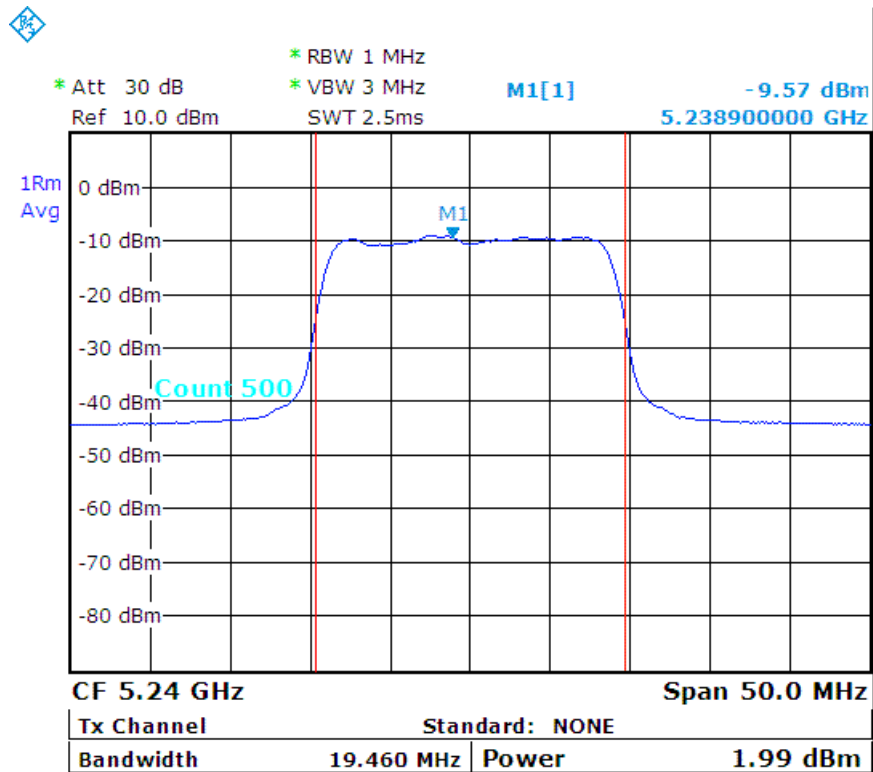




ac - HT20_CH40 :



ac - HT20_CH48 :





Spectrum Research & Testing Lab., Inc.
 No.167, Ln. 780, Shan-Tong Rd., Ling 8, Shan-Tong Li, Chung-Li City, Taoyuan County 320, Taiwan (R.O.C.)

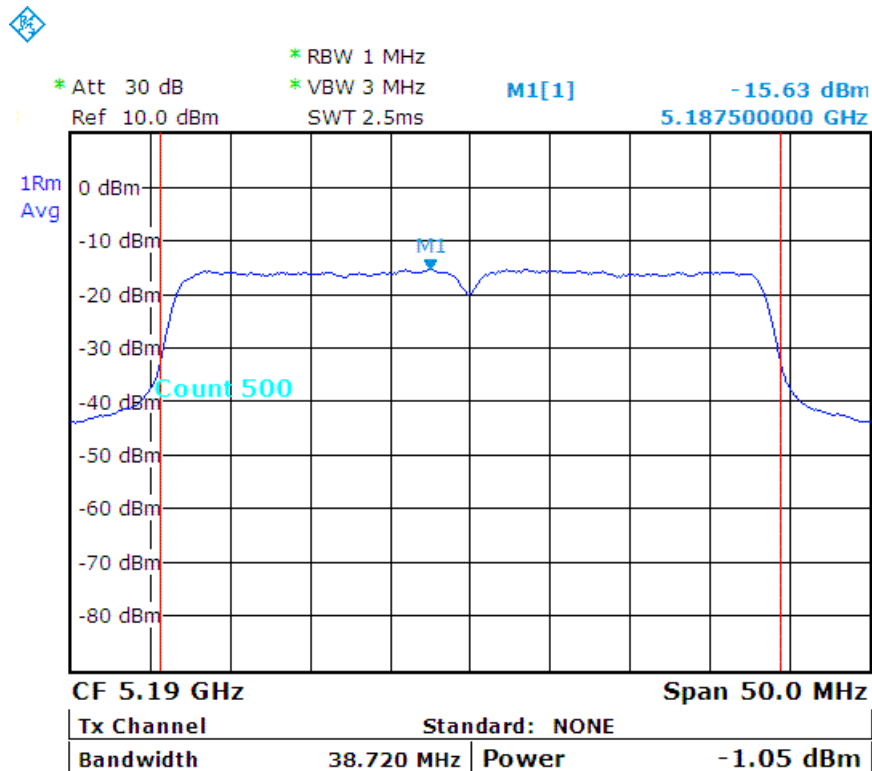
TEST REPORT

Reference No.: A15102101
 Report No.: FCCA15102101-01
 FCC ID : ZME-MLWG3
 Page: 318 of 484
 Date: Dec. 22, 2015

Temperature:	24 °C	Humidity:	55 %RH
Detector:	RMS	Test Mode:	MLWG3_5.1G_802.11n - HT40
RBW:	1 MHz	VBW:	3 MHz
Tested By:	Richard Lin	Tested Date:	Dec. 10, 2015

Channel Number	Channel Frequency (MHz)	99% Bandwidth (MHz)	Peak Conducted Output Power		Limit (dBm)
			(dBm)	(mW)	
CH38	5190	38.72	-1.05	0.79	24
CH46	5230	39.12	-1.51	0.71	24

n - HT40_CH38 :





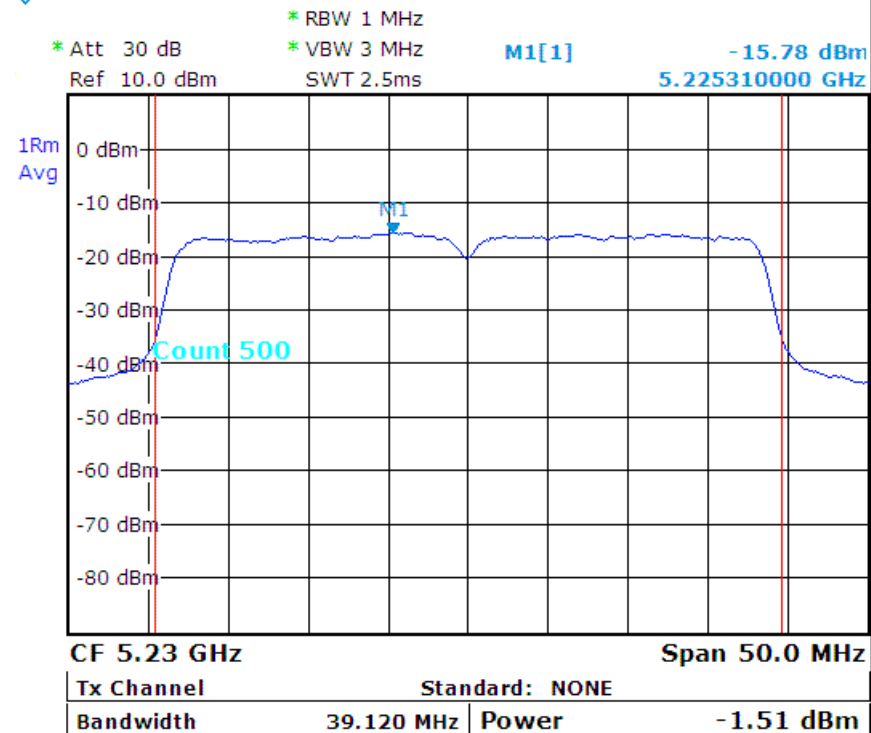
Spectrum Research & Testing Lab., Inc.

No.167, Ln. 780, Shan-Tong Rd., Ling 8, Shan-Tong Li, Chung-Li City, Taoyuan County 320, Taiwan (R.O.C.)

TEST REPORT

Reference No.: A15102101
Report No.: FCCA15102101-01
FCC ID : ZME-MLWG3
Page: 319 of 484
Date: Dec. 22, 2015

n - HT40_CH46 :





Spectrum Research & Testing Lab., Inc.
 No.167, Ln. 780, Shan-Tong Rd., Ling 8, Shan-Tong Li, Chung-Li City, Taoyuan County 320, Taiwan (R.O.C.)

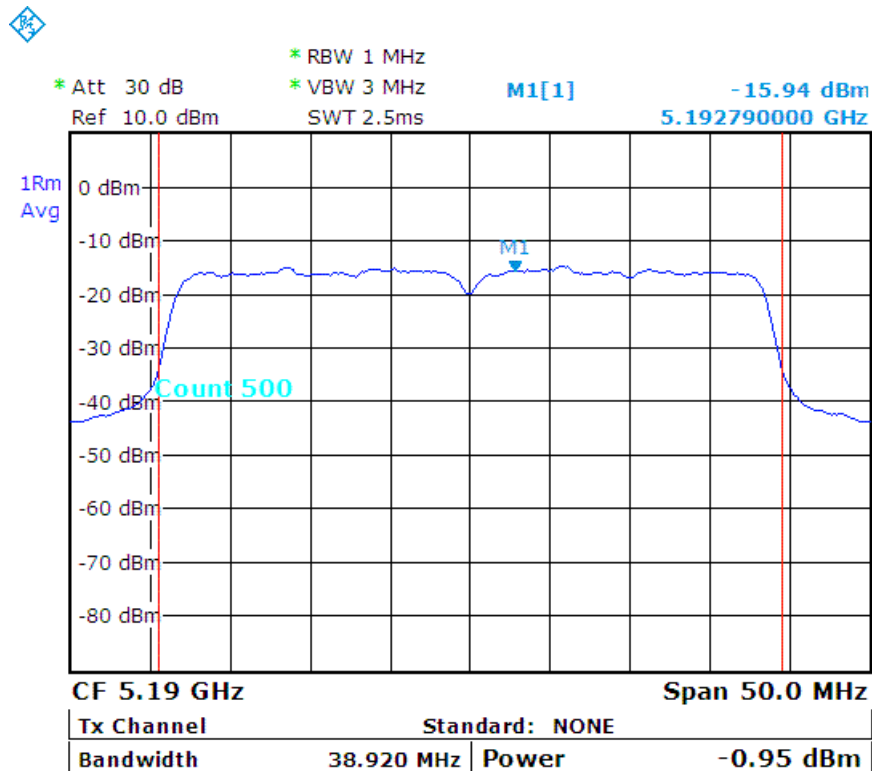
TEST REPORT

Reference No.: A15102101
 Report No.: FCCA15102101-01
 FCC ID : ZME-MLWG3
 Page: 320 of 484
 Date: Dec. 22, 2015

Temperature:	24 °C	Humidity:	55 %RH
Detector:	RMS	Test Mode:	MLWG3_5.1G_802.11ac - HT40
RBW:	1 MHz	VBW:	3 MHz
Tested By:	Richard Lin	Tested Date:	Dec. 10, 2015

Channel Number	Channel Frequency (MHz)	99% Bandwidth (MHz)	Peak Conducted Output Power		Limit (dBm)
			(dBm)	(mW)	
CH38	5190	38.92	-0.95	0.80	24
CH46	5230	39.12	-1.45	0.72	24

ac - HT40_CH38 :



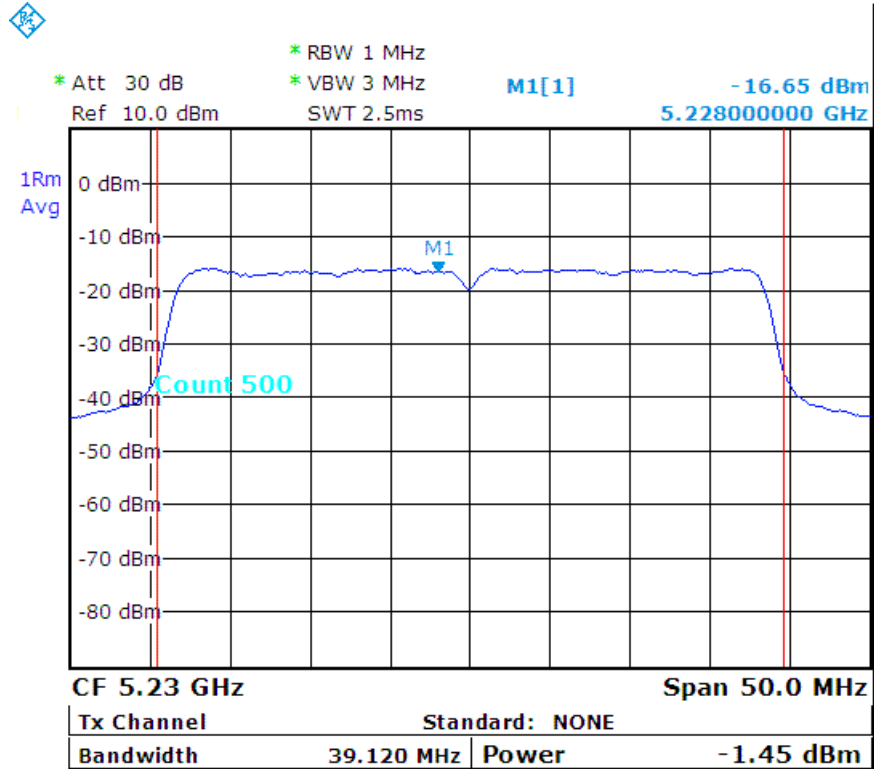


Spectrum Research & Testing Lab., Inc.
 No.167, Ln. 780, Shan-Tong Rd., Ling 8, Shan-Tong Li, Chung-Li City, Taoyuan County 320, Taiwan (R.O.C.)

TEST REPORT

Reference No.: A15102101
 Report No.: FCCA15102101-01
 FCC ID : ZME-MLWG3
 Page: 321 of 484
 Date: Dec. 22, 2015

ac - HT40_CH46 :





Spectrum Research & Testing Lab., Inc.
 No.167, Ln. 780, Shan-Tong Rd., Ling 8, Shan-Tong Li, Chung-Li City, Taoyuan County 320, Taiwan (R.O.C.)

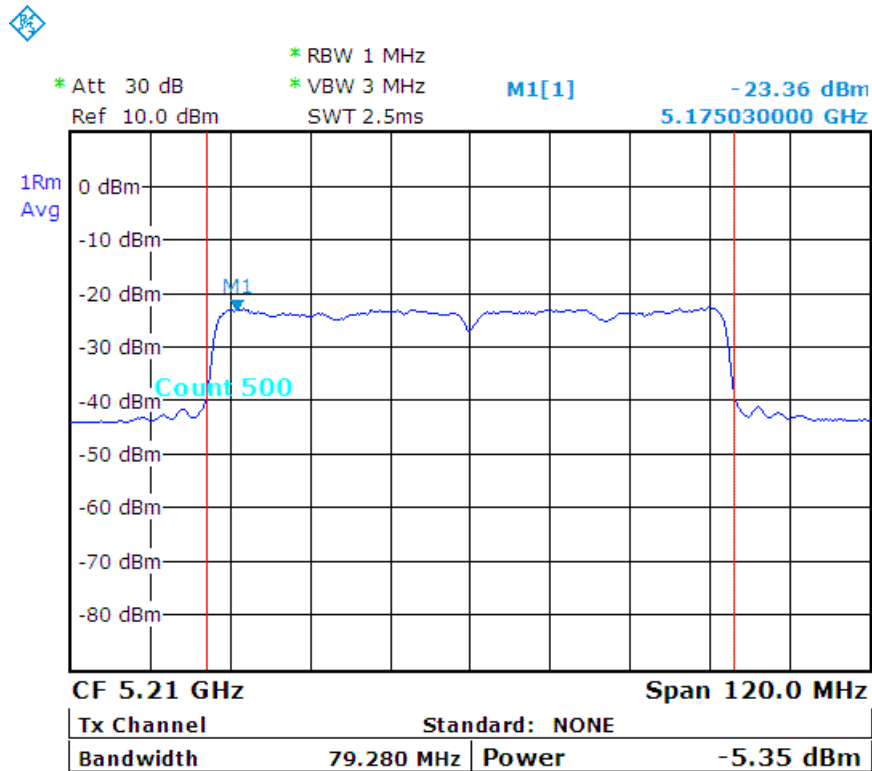
TEST REPORT

Reference No.: A15102101
 Report No.: FCCA15102101-01
 FCC ID : ZME-MLWG3
 Page: 322 of 484
 Date: Dec. 22, 2015

Temperature:	24 °C	Humidity:	55 %RH
Detector:	RMS	Test Mode:	MLWG3_5.1G_802.11ac - HT80
RBW:	1 MHz	VBW:	3 MHz
Tested By:	Richard Lin	Tested Date:	Dec. 10, 2015

Channel Number	Channel Frequency (MHz)	99% Bandwidth (MHz)	Peak Conducted Output Power		Limit (dBm)
			(dBm)	(mW)	
CH42	5210	79.28	-5.35	0.29	24

ac - HT80_CH42 :

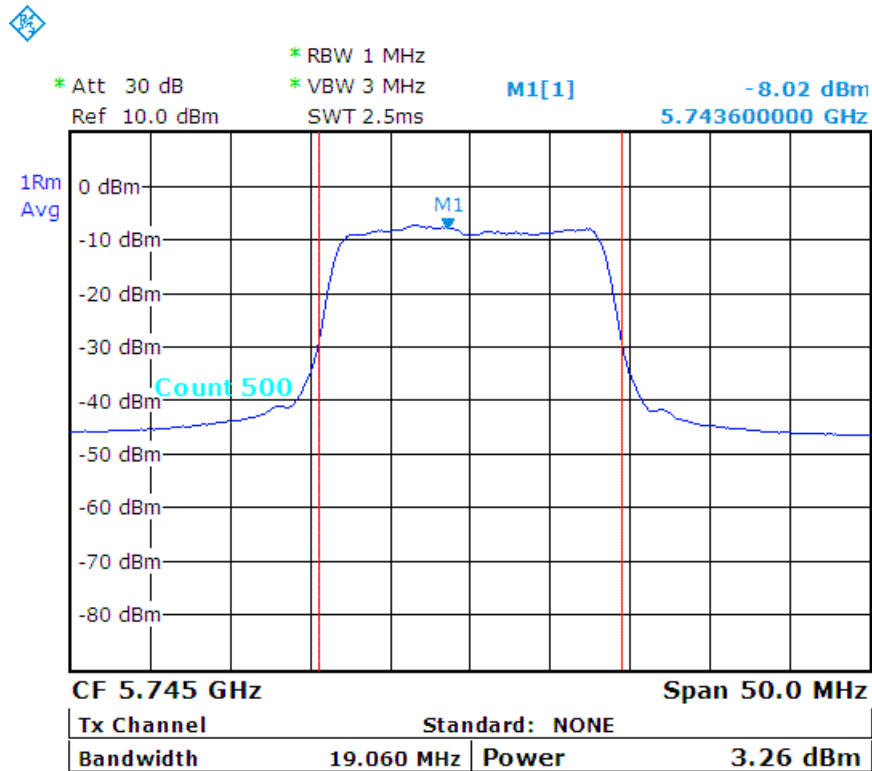




Temperature:	21 °C	Humidity:	59 %RH
Detector:	RMS	Test Mode:	MLWG3_5.8G_802.11a
RBW:	1 MHz	VBW:	3 MHz
Tested By:	Richard Lin	Tested Date:	Nov. 23, 2015

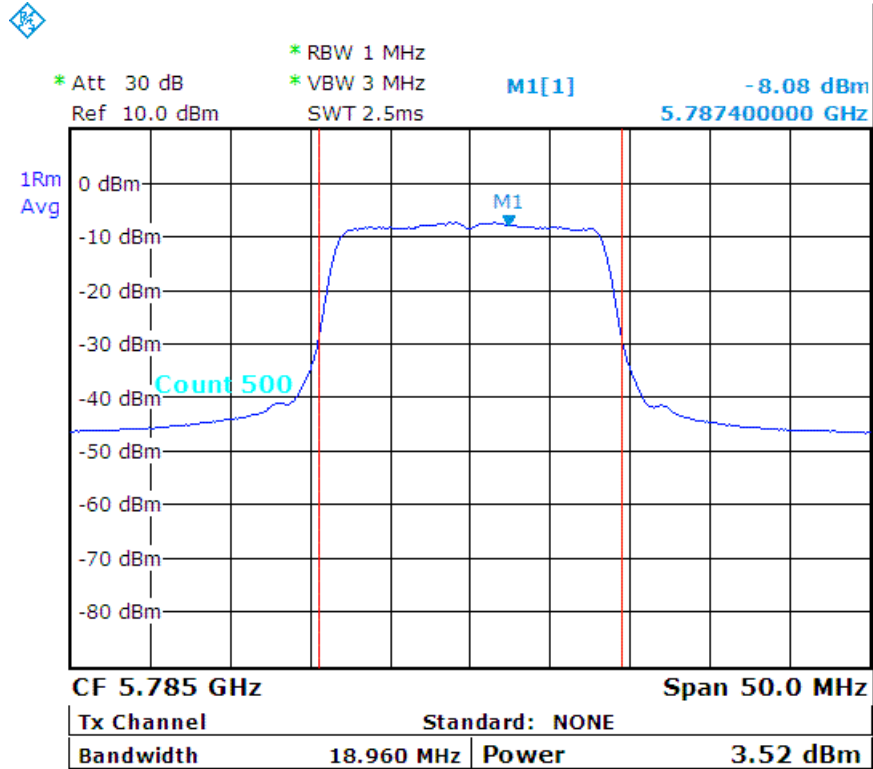
Channel Number	Channel Frequency (MHz)	99% Bandwidth (MHz)	Peak Conducted Output Power		Limit (dBm)
			(dBm)	(mW)	
CH149	5745	19.06	3.26	2.12	30
CH157	5785	18.96	3.52	2.25	30
CH165	5825	18.96	3.66	2.32	30

a_CH149 :

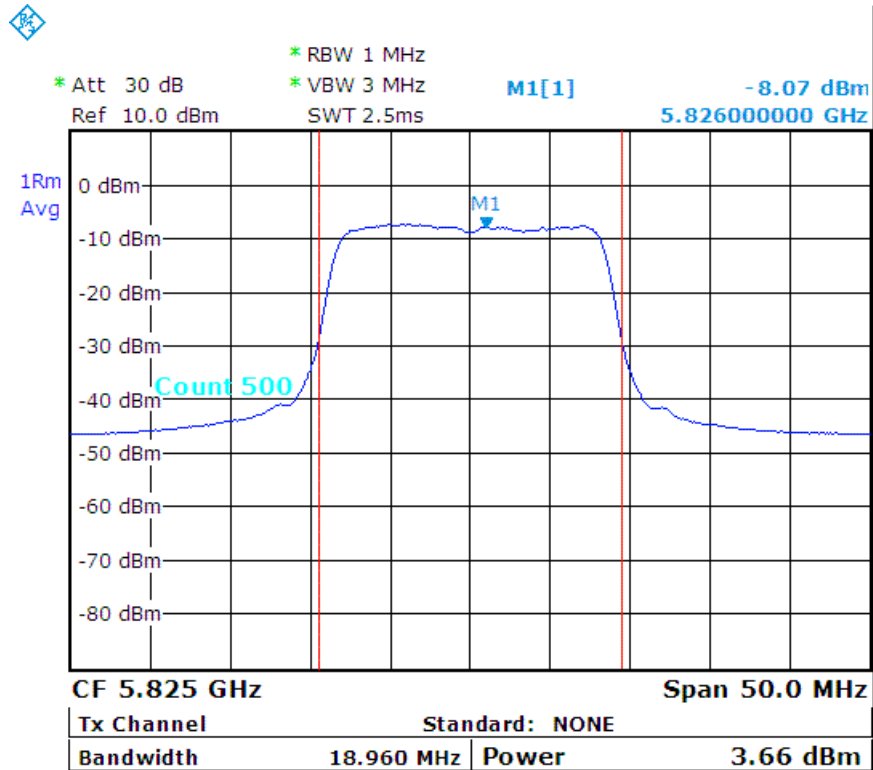




a_CH157 :



a_CH165 :





Spectrum Research & Testing Lab., Inc.
 No.167, Ln. 780, Shan-Tong Rd., Ling 8, Shan-Tong Li, Chung-Li City, Taoyuan County 320, Taiwan (R.O.C.)

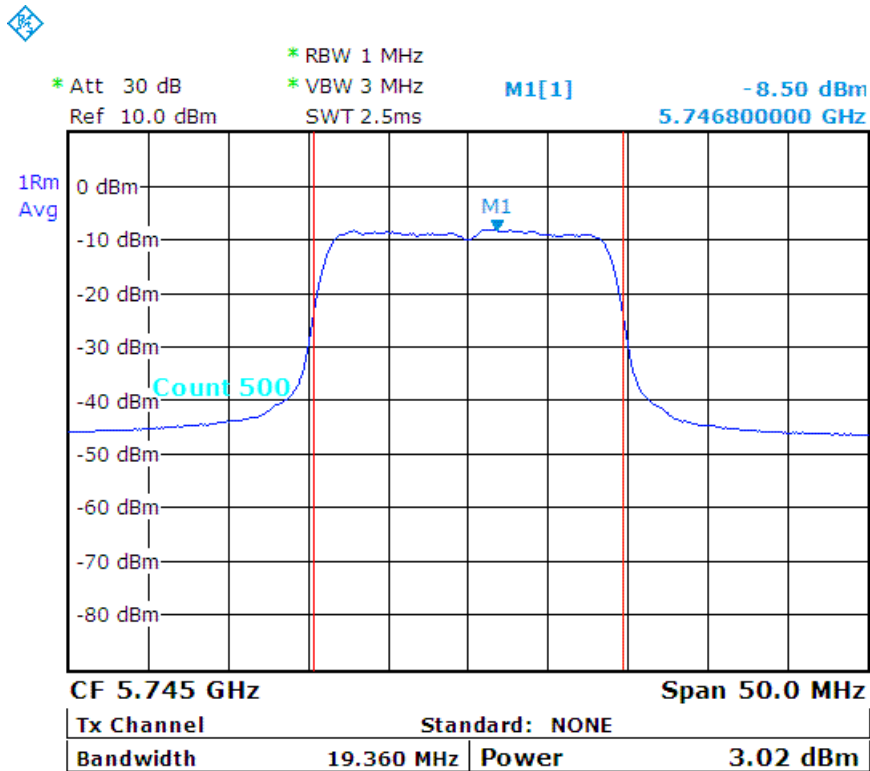
TEST REPORT

Reference No.: A15102101
 Report No.: FCCA15102101-01
 FCC ID : ZME-MLWG3
 Page: 325 of 484
 Date: Dec. 22, 2015

Temperature:	21 °C	Humidity:	59 %RH
Detector:	RMS	Test Mode:	MLWG3_5.8G_802.11n - HT20
RBW:	1 MHz	VBW:	3 MHz
Tested By:	Richard Lin	Tested Date:	Nov. 23, 2015

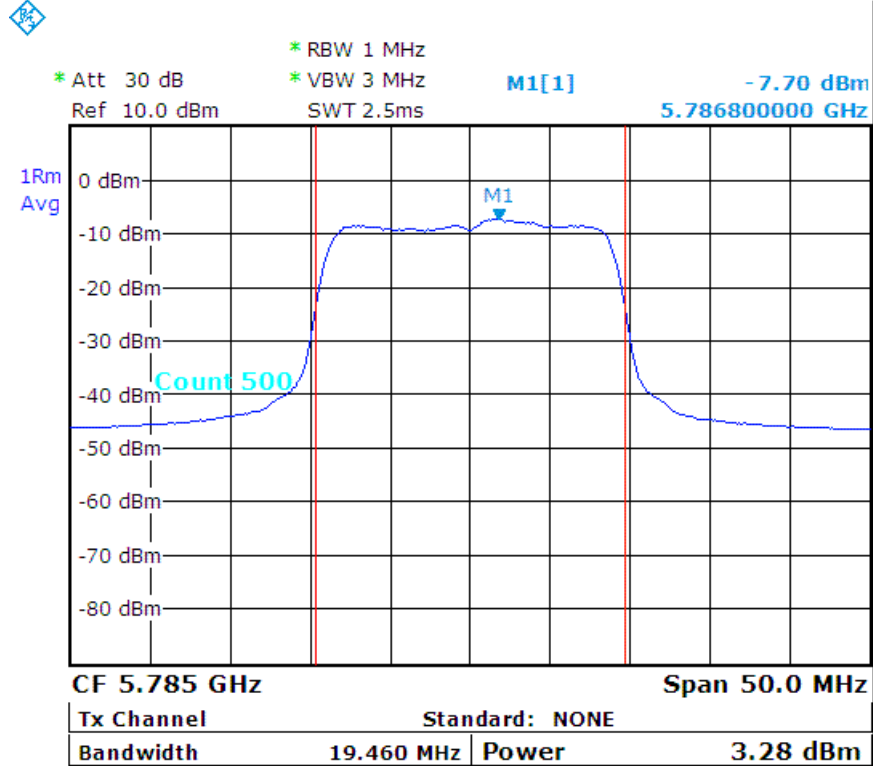
Channel Number	Channel Frequency (MHz)	99% Bandwidth (MHz)	Peak Conducted Output Power		Limit (dBm)
			(dBm)	(mW)	
CH149	5745	19.36	3.02	2.00	30
CH157	5785	19.46	3.28	2.13	30
CH165	5825	19.46	3.17	2.07	30

n - HT20_CH149 :

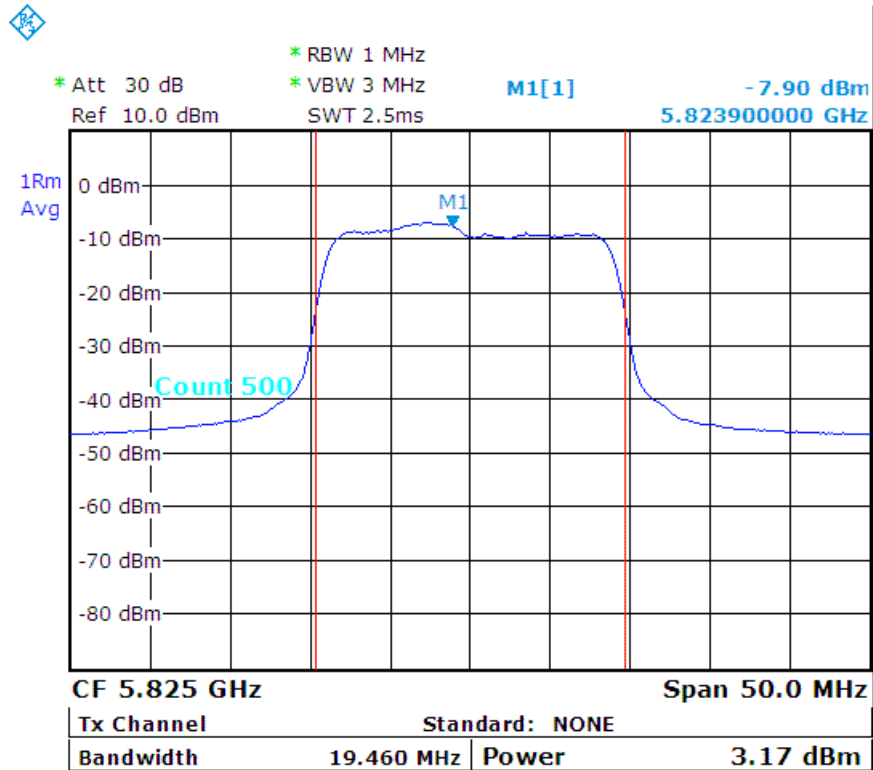




n - HT20_CH157 :



n - HT20_CH165 :





Spectrum Research & Testing Lab., Inc.
 No.167, Ln. 780, Shan-Tong Rd., Ling 8, Shan-Tong Li, Chung-Li City, Taoyuan County 320, Taiwan (R.O.C.)

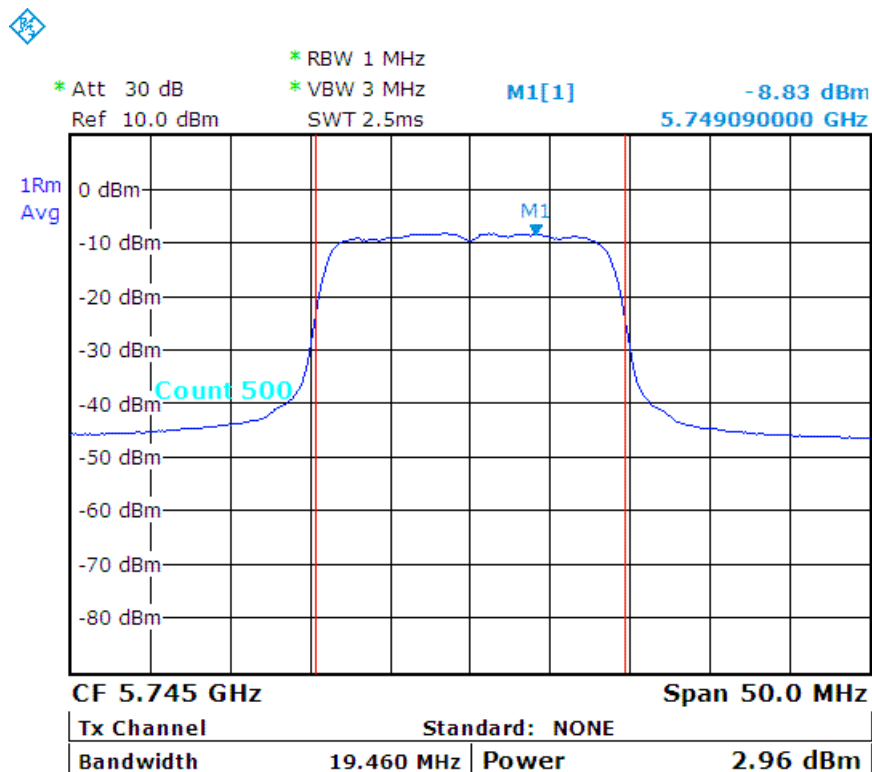
TEST REPORT

Reference No.: A15102101
 Report No.: FCCA15102101-01
 FCC ID : ZME-MLWG3
 Page: 327 of 484
 Date: Dec. 22, 2015

Temperature:	21 °C	Humidity:	59 %RH
Detector:	RMS	Test Mode:	MLWG3_5.8G_802.11ac - HT20
RBW:	1 MHz	VBW:	3 MHz
Tested By:	Richard Lin	Tested Date:	Nov. 23, 2015

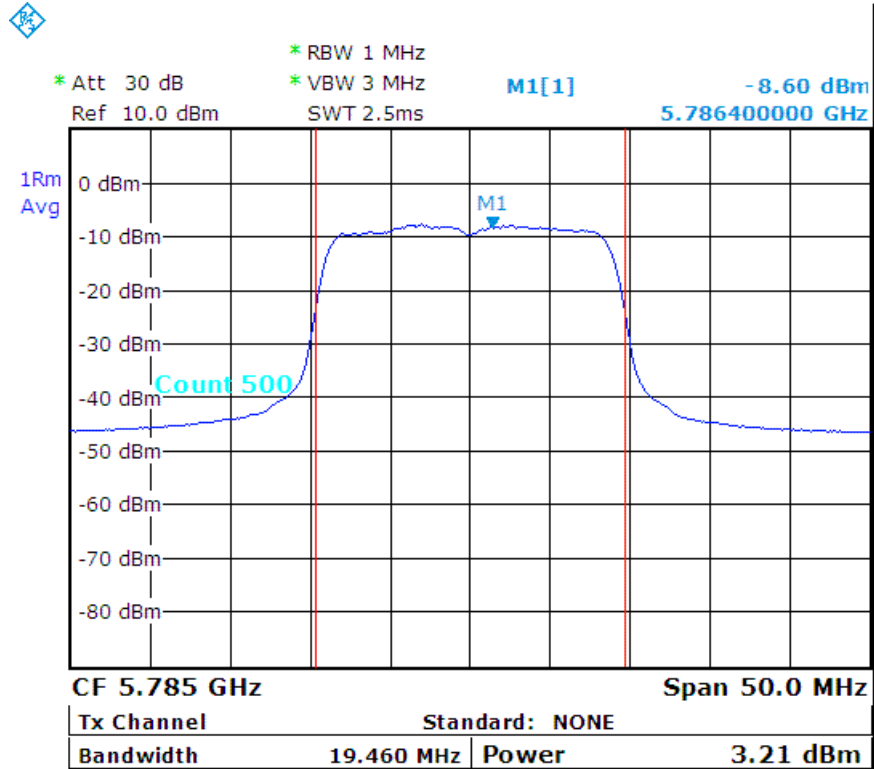
Channel Number	Channel Frequency (MHz)	99% Bandwidth (MHz)	Peak Conducted Output Power		Limit (dBm)
			(dBm)	(mW)	
CH149	5745	19.46	2.96	1.98	30
CH157	5785	19.46	3.21	2.09	30
CH165	5825	19.46	3.24	2.11	30

ac - HT20_CH149 :

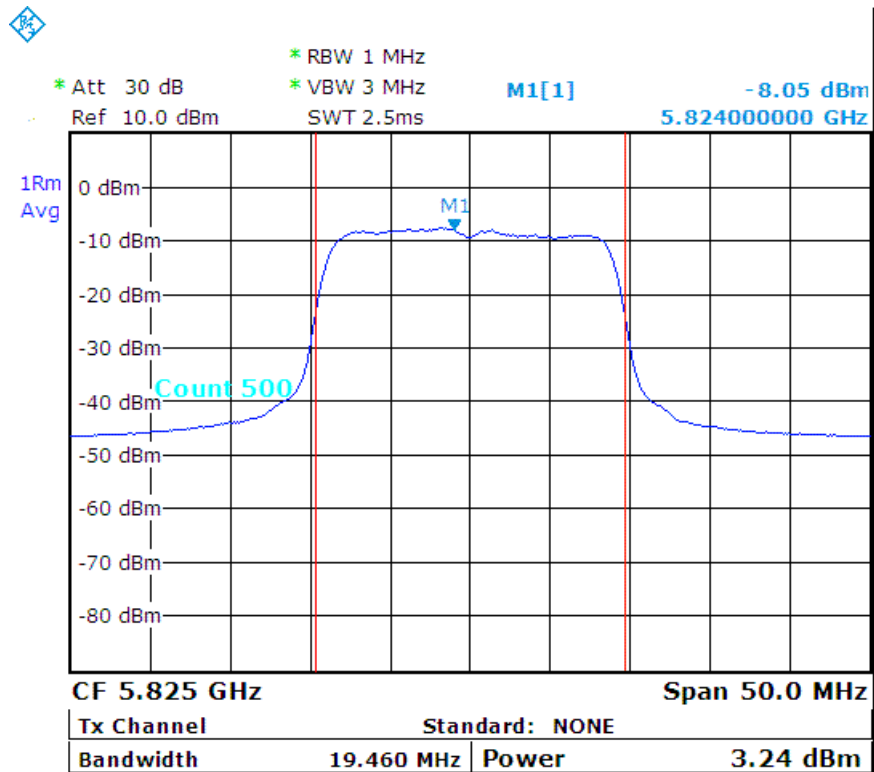




ac - HT20_CH157 :



ac - HT20_CH165 :





Spectrum Research & Testing Lab., Inc.

No.167, Ln. 780, Shan-Tong Rd., Ling 8, Shan-Tong Li, Chung-Li City, Taoyuan County 320, Taiwan (R.O.C.)

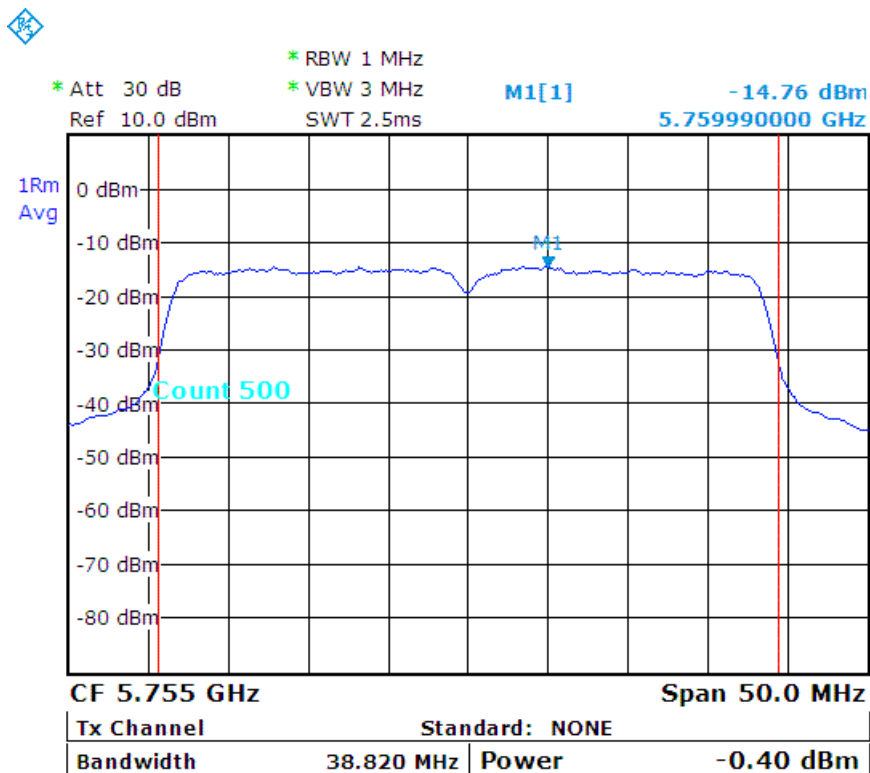
TEST REPORT

Reference No.: A15102101
Report No.: FCCA15102101-01
FCC ID : ZME-MLWG3
Page: 329 of 484
Date: Dec. 22, 2015

Temperature:	21 °C	Humidity:	59 %RH
Detector:	RMS	Test Mode:	MLWG3_5.8G_802.11n - HT40
RBW:	1 MHz	VBW:	3 MHz
Tested By:	Richard Lin	Tested Date:	Nov. 23, 2015

Channel Number	Channel Frequency (MHz)	99% Bandwidth (MHz)	Peak Conducted Output Power		Limit (dBm)
			(dBm)	(mW)	
CH151	5755	38.82	-0.40	0.91	30
CH159	5795	38.92	-0.29	0.94	30

n - HT40_CH151 :



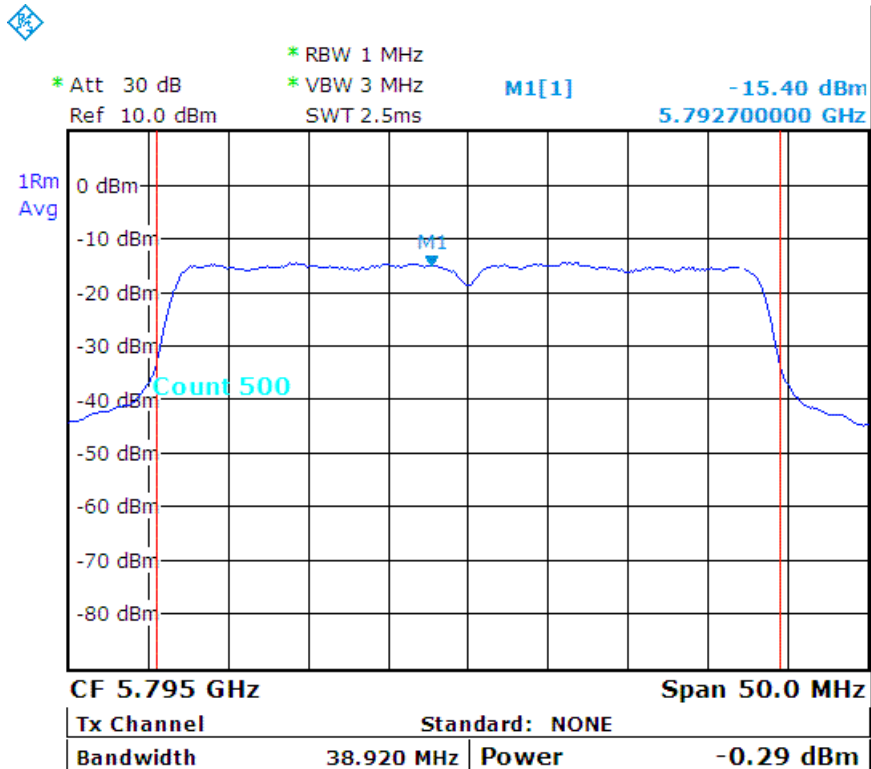


Spectrum Research & Testing Lab., Inc.
 No.167, Ln. 780, Shan-Tong Rd., Ling 8, Shan-Tong Li, Chung-Li City, Taoyuan County 320, Taiwan (R.O.C.)

TEST REPORT

Reference No.: A15102101
 Report No.: FCCA15102101-01
 FCC ID : ZME-MLWG3
 Page: 330 of 484
 Date: Dec. 22, 2015

n - HT40_CH159 :





Spectrum Research & Testing Lab., Inc.
 No.167, Ln. 780, Shan-Tong Rd., Ling 8, Shan-Tong Li, Chung-Li City, Taoyuan County 320, Taiwan (R.O.C.)

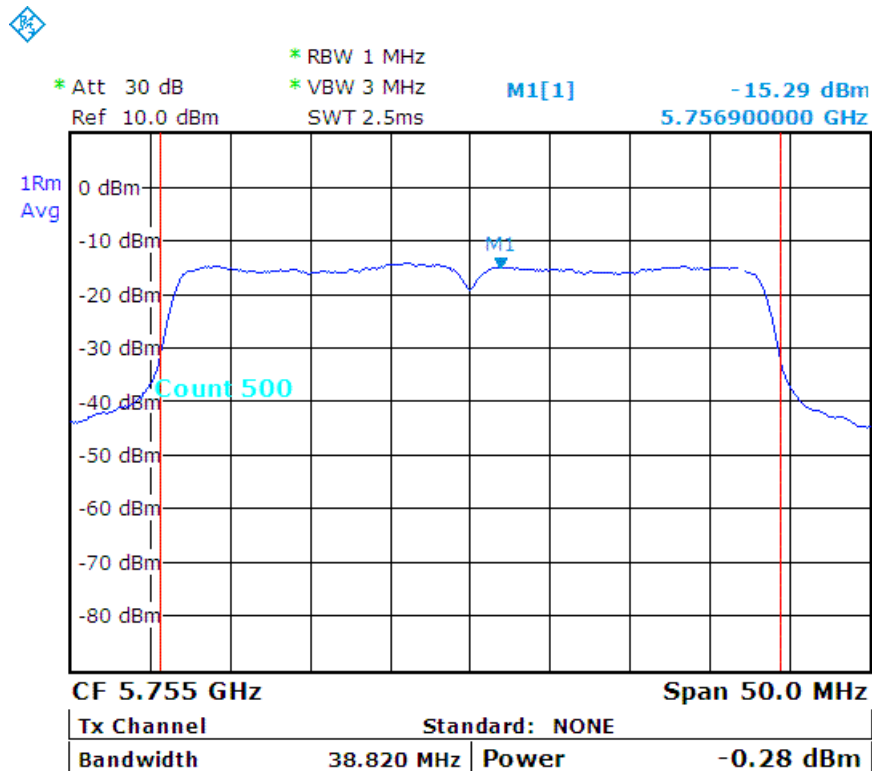
TEST REPORT

Reference No.: A15102101
 Report No.: FCCA15102101-01
 FCC ID : ZME-MLWG3
 Page: 331 of 484
 Date: Dec. 22, 2015

Temperature:	21 °C	Humidity:	59 %RH
Detector:	RMS	Test Mode:	MLWG3_5.8G_802.11ac - HT40
RBW:	1 MHz	VBW:	3 MHz
Tested By:	Richard Lin	Tested Date:	Nov. 23, 2015

Channel Number	Channel Frequency (MHz)	99% Bandwidth (MHz)	Peak Conducted Output Power		Limit (dBm)
			(dBm)	(mW)	
CH151	5755	38.82	-0.28	0.94	30
CH159	5795	39.02	-0.16	0.96	30

ac - HT40_CH151 :



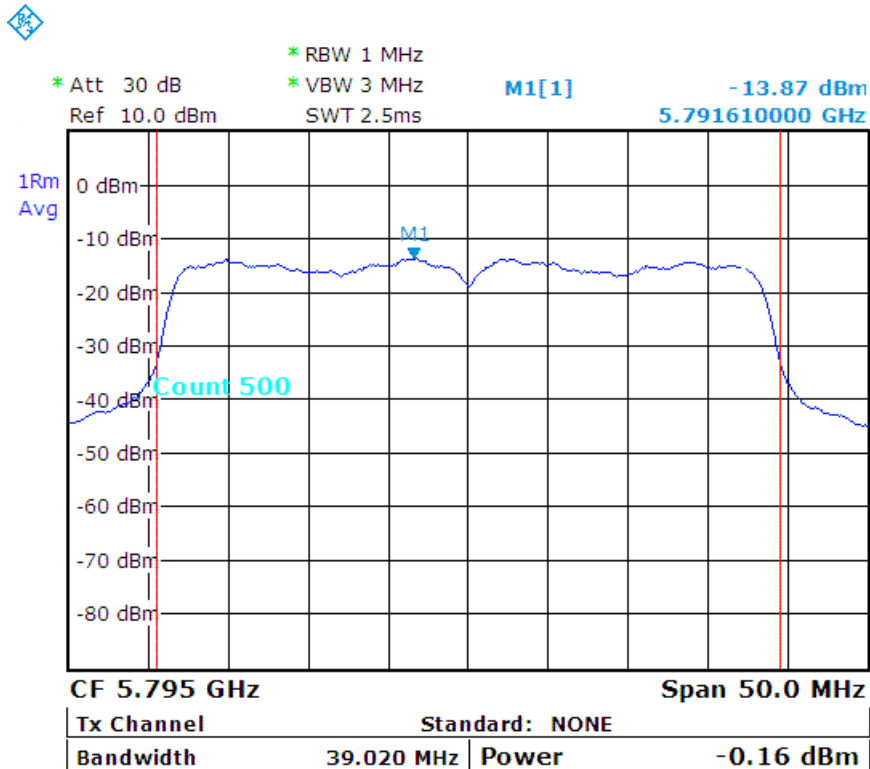


Spectrum Research & Testing Lab., Inc.
 No.167, Ln. 780, Shan-Tong Rd., Ling 8, Shan-Tong Li, Chung-Li City, Taoyuan County 320, Taiwan (R.O.C.)

TEST REPORT

Reference No.: A15102101
 Report No.: FCCA15102101-01
 FCC ID : ZME-MLWG3
 Page: 332 of 484
 Date: Dec. 22, 2015

ac - HT40_CH159 :





Spectrum Research & Testing Lab., Inc.
No.167,Ln. 780, Shan-Tong
Rd.,Ling 8, Shan-Tong Li,
Chung-Li City, Taoyuan County
320, Taiwan (R.O.C.)

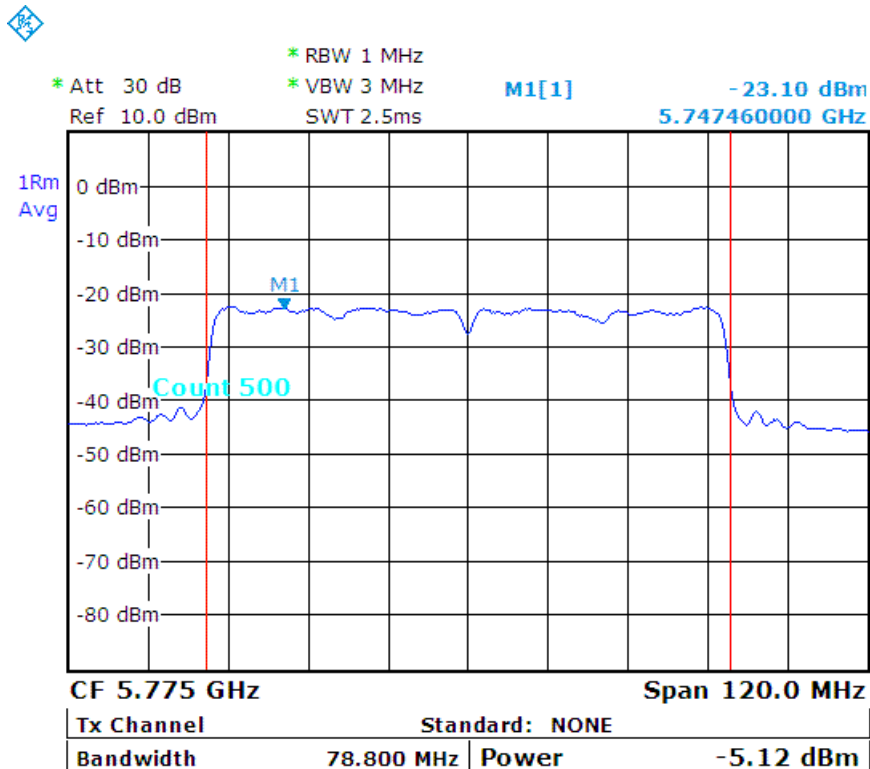
TEST REPORT

Reference No.: A15102101
Report No.: FCCA15102101-01
FCC ID : ZME-MLWG3
Page: 333 of 484
Date: Dec. 22, 2015

Temperature:	21 °C	Humidity:	59 %RH
Detector:	RMS	Test Mode:	MLWG3_5.8G_802.11ac - HT80
RBW:	1 MHz	VBW:	3 MHz
Tested By:	Richard Lin	Tested Date:	Nov. 23, 2015

Channel Number	Channel Frequency (MHz)	99% Bandwidth (MHz)	Peak Conducted Output Power		Limit (dBm)
			(dBm)	(mW)	
CH155	5775	78.80	-5.12	0.31	30

ac - HT80_CH155 :





Spectrum Research & Testing Lab., Inc.

No.167, Ln. 780, Shan-Tong Rd., Ling 8, Shan-Tong Li, Chung-Li City, Taoyuan County 320, Taiwan (R.O.C.)

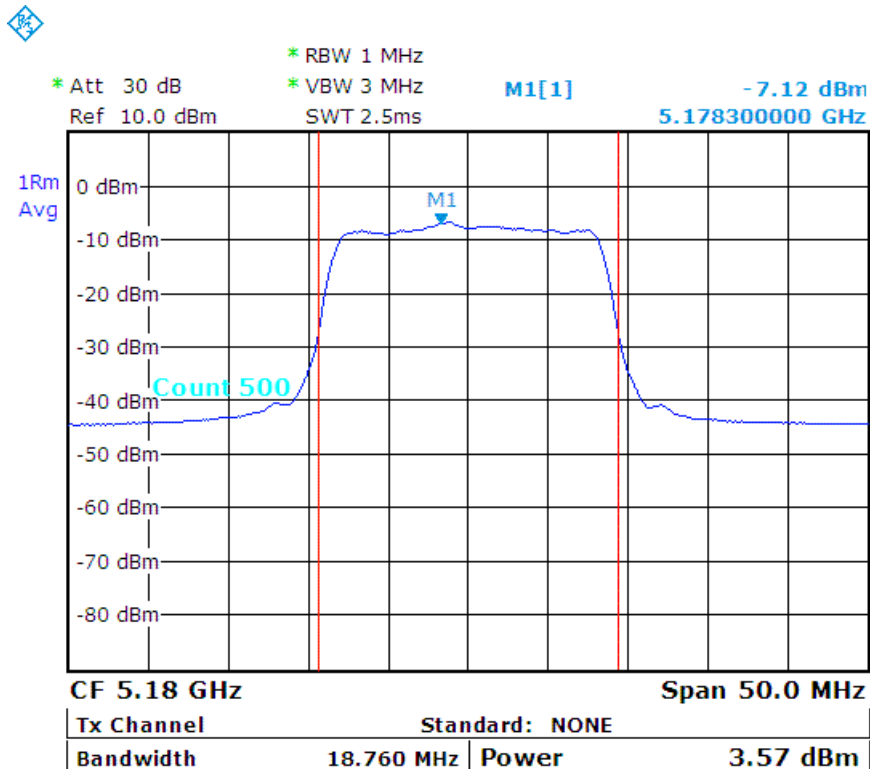
TEST REPORT

Reference No.: A15102101
Report No.: FCCA15102101-01
FCC ID : ZME-MLWG3
Page: 334 of 484
Date: Dec. 22, 2015

Temperature:	24 °C	Humidity:	55 %RH
Detector:	RMS	Test Mode:	MLWG3/64_5.1G_802.11a
RBW:	1 MHz	VBW:	3 MHz
Tested By:	Richard Lin	Tested Date:	Dec. 10, 2015

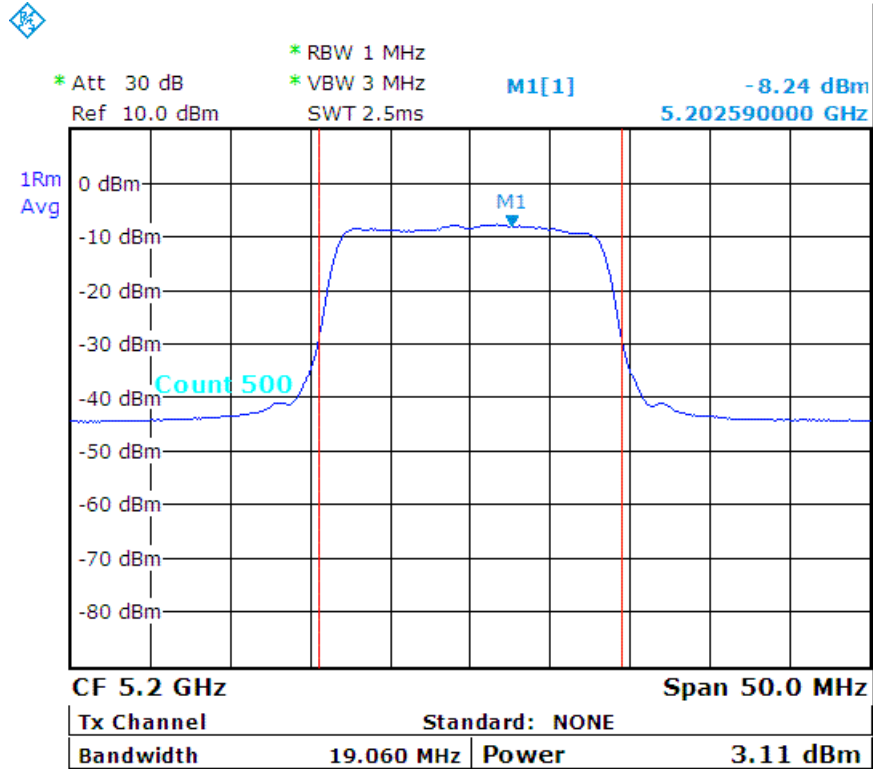
Channel Number	Channel Frequency (MHz)	99% Bandwidth (MHz)	Peak Conducted Output Power		Limit (dBm)
			(dBm)	(mW)	
CH36	5180	18.76	3.57	2.28	24
CH40	5200	19.06	3.11	2.05	24
CH48	5240	19.06	2.52	1.79	24

a_CH36 :

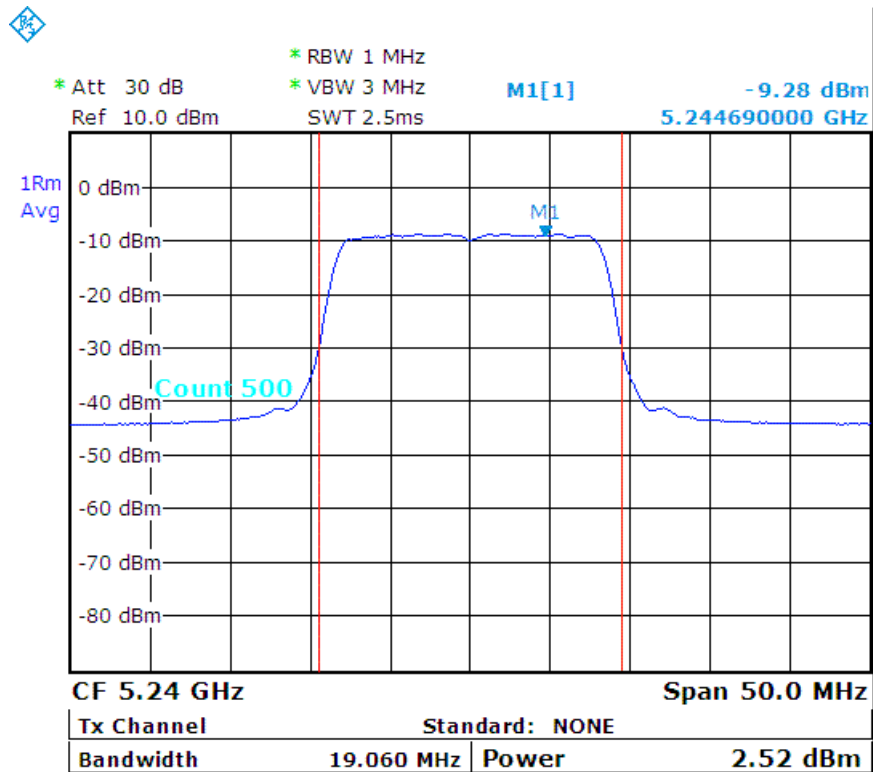




a_CH40 :



a_CH48 :





Spectrum Research & Testing Lab., Inc.
 No.167, Ln. 780, Shan-Tong Rd., Ling 8, Shan-Tong Li, Chung-Li City, Taoyuan County 320, Taiwan (R.O.C.)

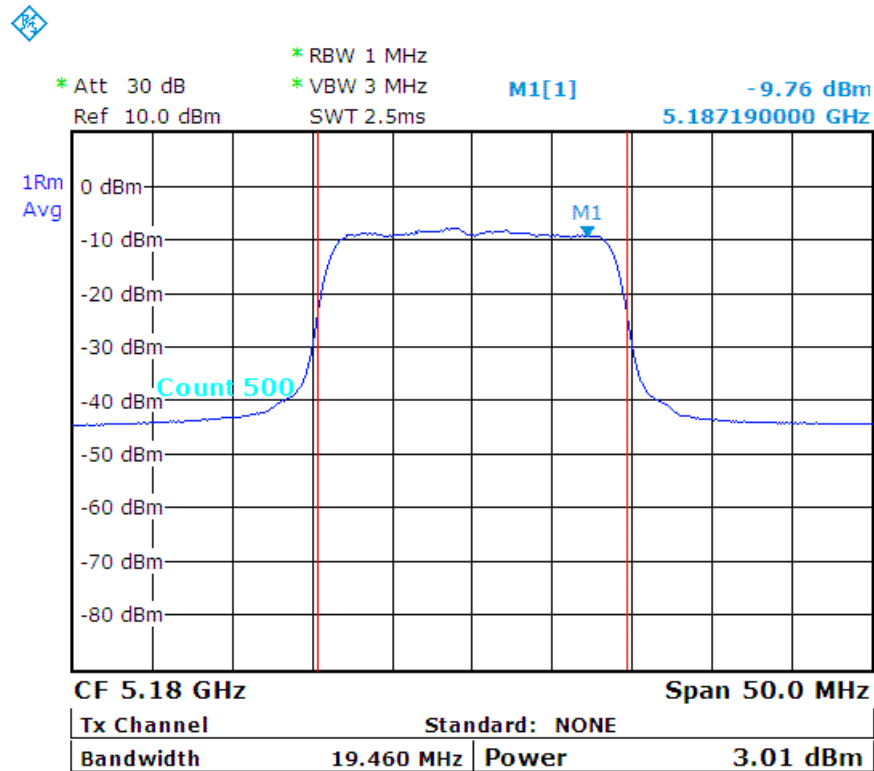
TEST REPORT

Reference No.: A15102101
 Report No.: FCCA15102101-01
 FCC ID : ZME-MLWG3
 Page: 336 of 484
 Date: Dec. 22, 2015

Temperature:	24 °C	Humidity:	55 %RH
Detector:	RMS	Test Mode:	MLWG3/64_5.1G_802.11n - HT20
RBW:	1 MHz	VBW:	3 MHz
Tested By:	Richard Lin	Tested Date:	Dec. 10, 2015

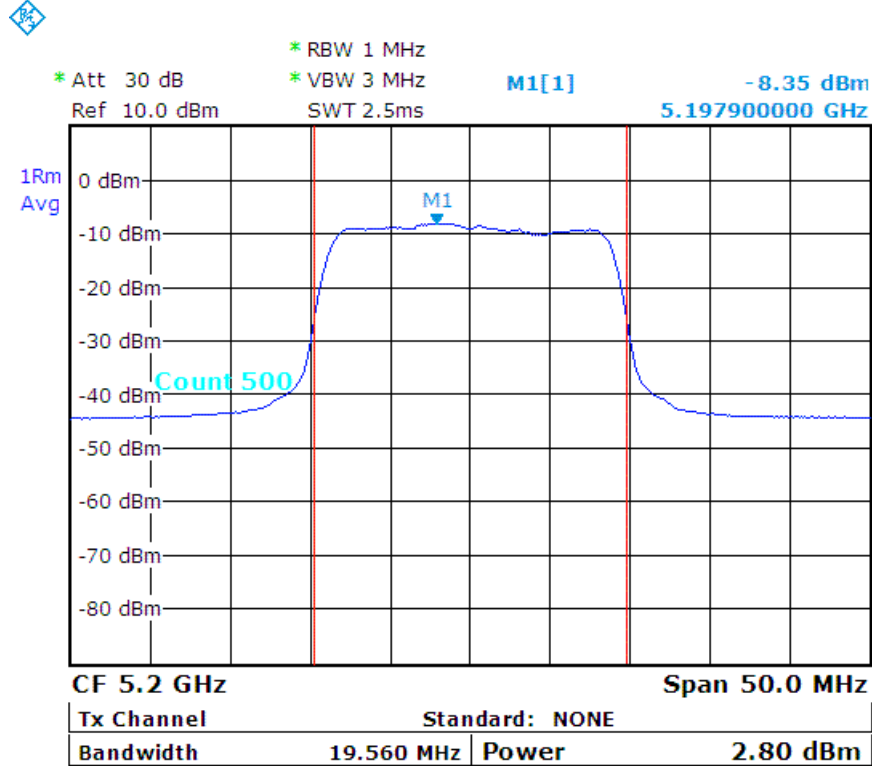
Channel Number	Channel Frequency (MHz)	99% Bandwidth (MHz)	Peak Conducted Output Power		Limit (dBm)
			(dBm)	(mW)	
CH36	5180	19.46	3.01	2.00	24
CH40	5200	19.56	2.80	1.91	24
CH48	5240	19.46	2.09	1.62	24

n - HT20_CH36 :

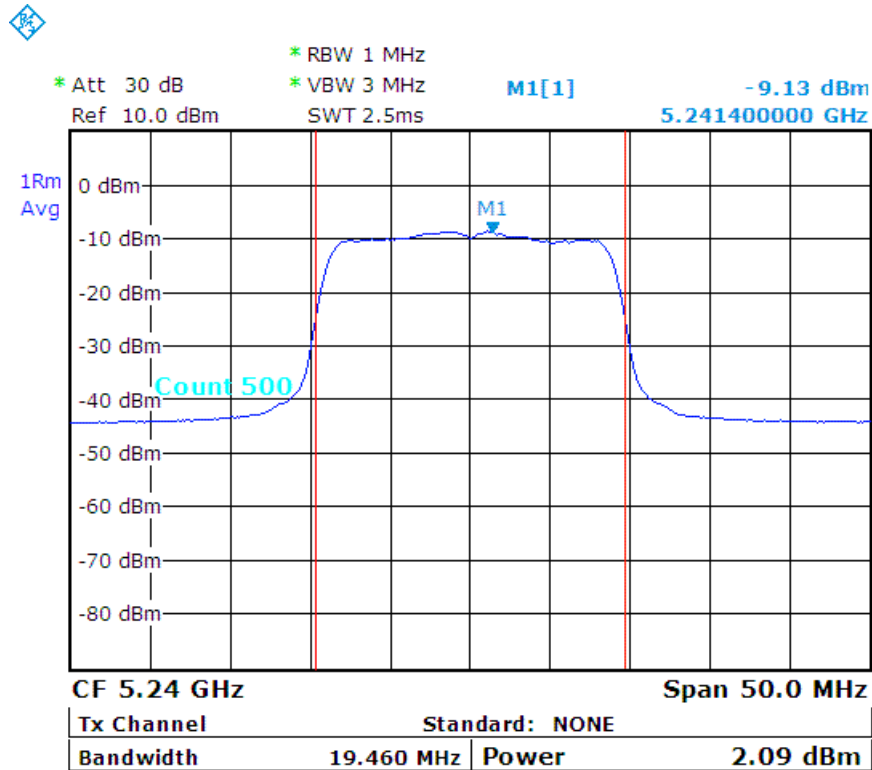




n - HT20_CH40 :



n - HT20_CH48 :





Spectrum Research & Testing Lab., Inc.
 No.167, Ln. 780, Shan-Tong Rd., Ling 8, Shan-Tong Li, Chung-Li City, Taoyuan County 320, Taiwan (R.O.C.)

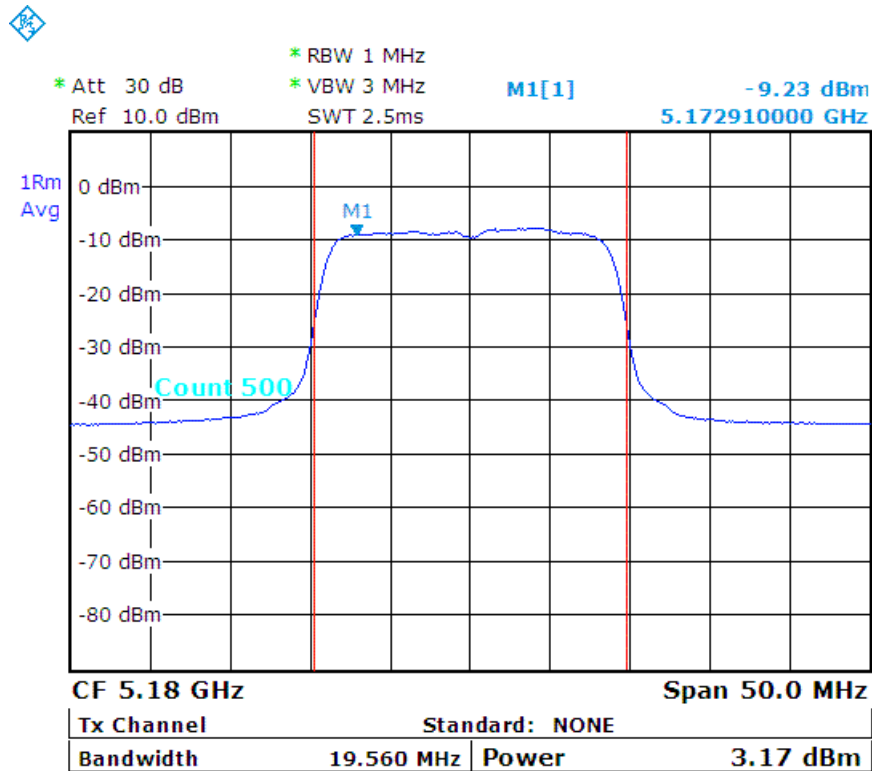
TEST REPORT

Reference No.: A15102101
 Report No.: FCCA15102101-01
 FCC ID : ZME-MLWG3
 Page: 338 of 484
 Date: Dec. 22, 2015

Temperature:	24 °C	Humidity:	55 %RH
Detector:	RMS	Test Mode:	MLWG3/64_5.1G_802.11ac - HT20
RBW:	1 MHz	VBW:	3 MHz
Tested By:	Richard Lin	Tested Date:	Dec. 10, 2015

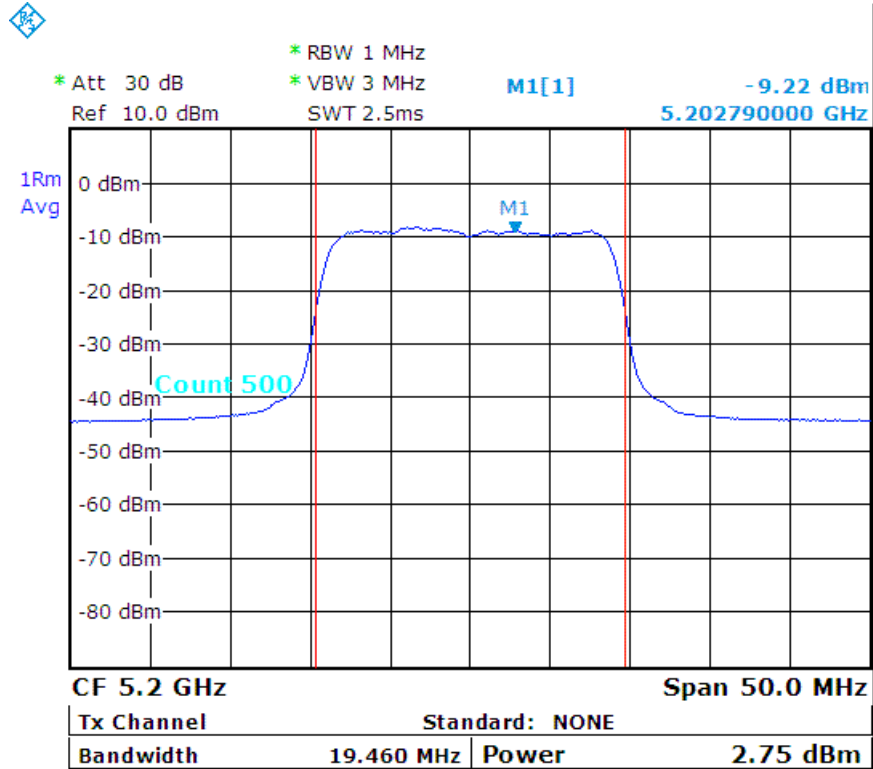
Channel Number	Channel Frequency (MHz)	99% Bandwidth (MHz)	Peak Conducted Output Power		Limit (dBm)
			(dBm)	(mW)	
CH36	5180	19.56	3.17	2.07	24
CH40	5200	19.46	2.75	1.88	24
CH48	5240	19.56	2.29	1.69	24

ac - HT20_CH36 :

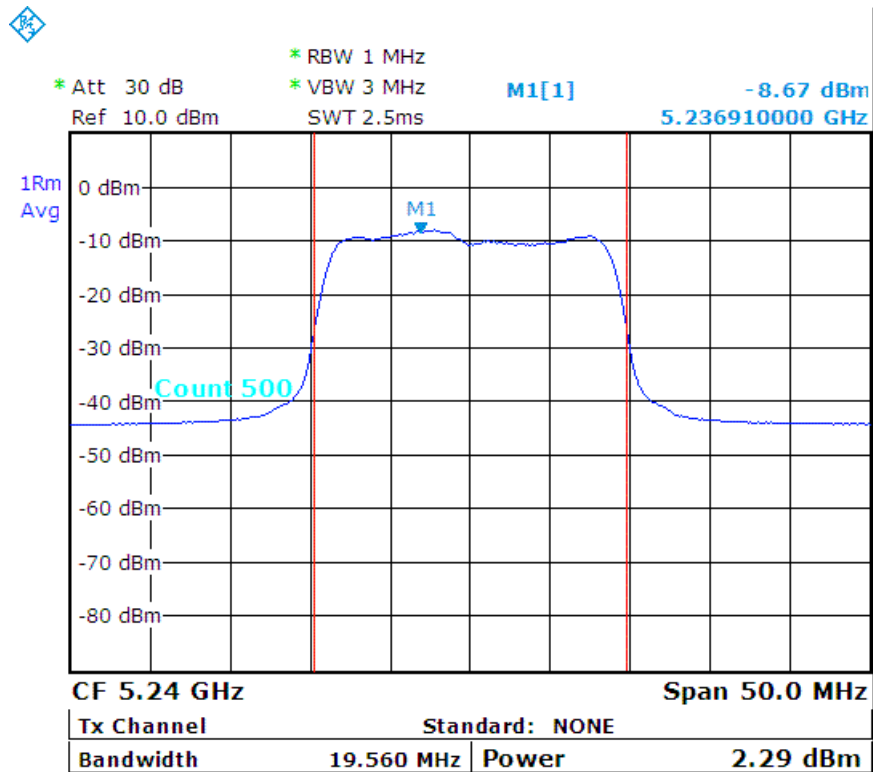




ac - HT20_CH40 :



ac - HT20_CH48 :





Spectrum Research & Testing Lab., Inc.
 No.167,Ln. 780, Shan-Tong Rd.,Ling 8, Shan-Tong Li, Chung-Li City, Taoyuan County 320, Taiwan (R.O.C.)

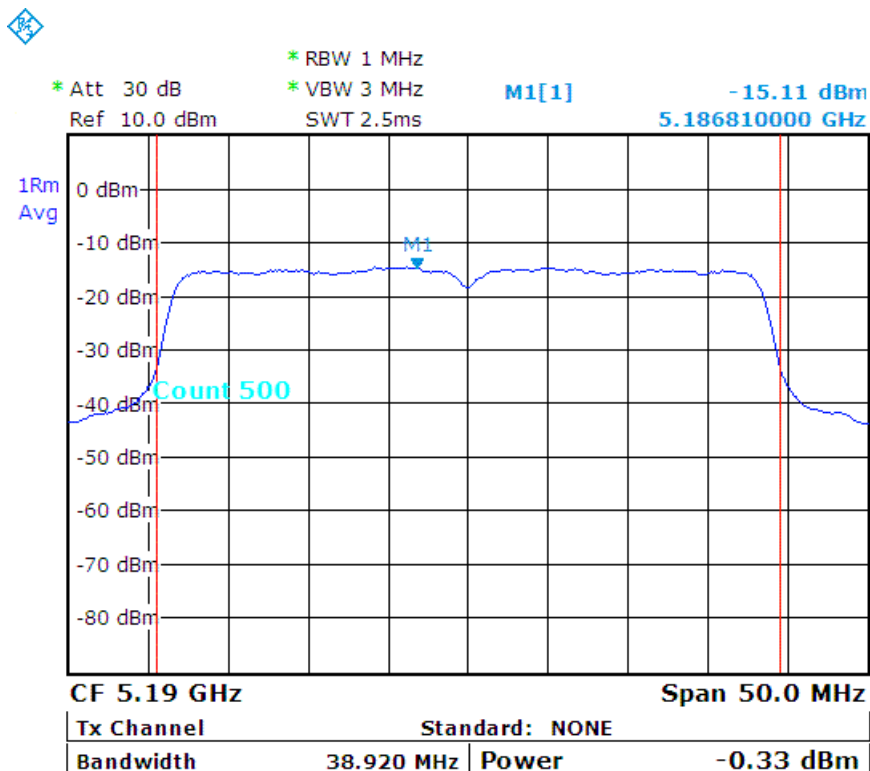
TEST REPORT

Reference No.: A15102101
 Report No.: FCCA15102101-01
 FCC ID : ZME-MLWG3
 Page: 340 of 484
 Date: Dec. 22, 2015

Temperature:	24 °C	Humidity:	55 %RH
Detector:	RMS	Test Mode:	MLWG3/64_5.1G_802.11n - HT40
RBW:	1 MHz	VBW:	3 MHz
Tested By:	Richard Lin	Tested Date:	Dec. 10, 2015

Channel Number	Channel Frequency (MHz)	99% Bandwidth (MHz)	Peak Conducted Output Power		Limit (dBm)
			(dBm)	(mW)	
CH38	5190	38.92	-0.33	0.93	24
CH46	5230	38.92	-0.91	0.81	24

n - HT40_CH38 :



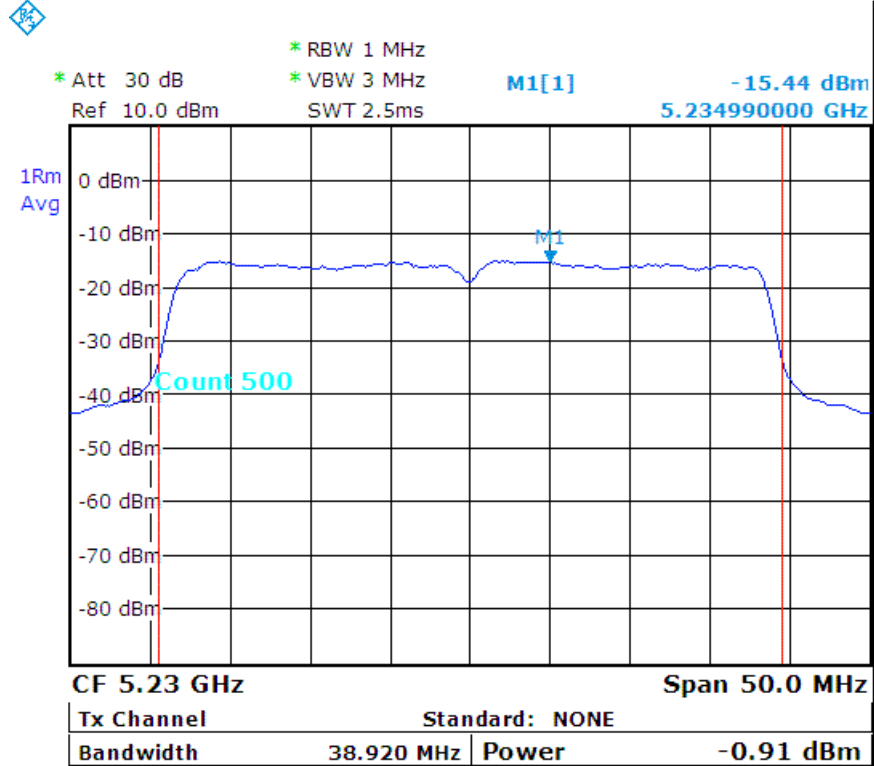


Spectrum Research & Testing Lab., Inc.
No.167, Ln. 780, Shan-Tong Rd., Ling 8, Shan-Tong Li, Chung-Li City, Taoyuan County 320, Taiwan (R.O.C.)

TEST REPORT

Reference No.: A15102101
Report No.: FCCA15102101-01
FCC ID : ZME-MLWG3
Page: 341 of 484
Date: Dec. 22, 2015

n - HT40_CH46 :





Spectrum Research & Testing Lab., Inc.
 No.167, Ln. 780, Shan-Tong Rd., Ling 8, Shan-Tong Li, Chung-Li City, Taoyuan County 320, Taiwan (R.O.C.)

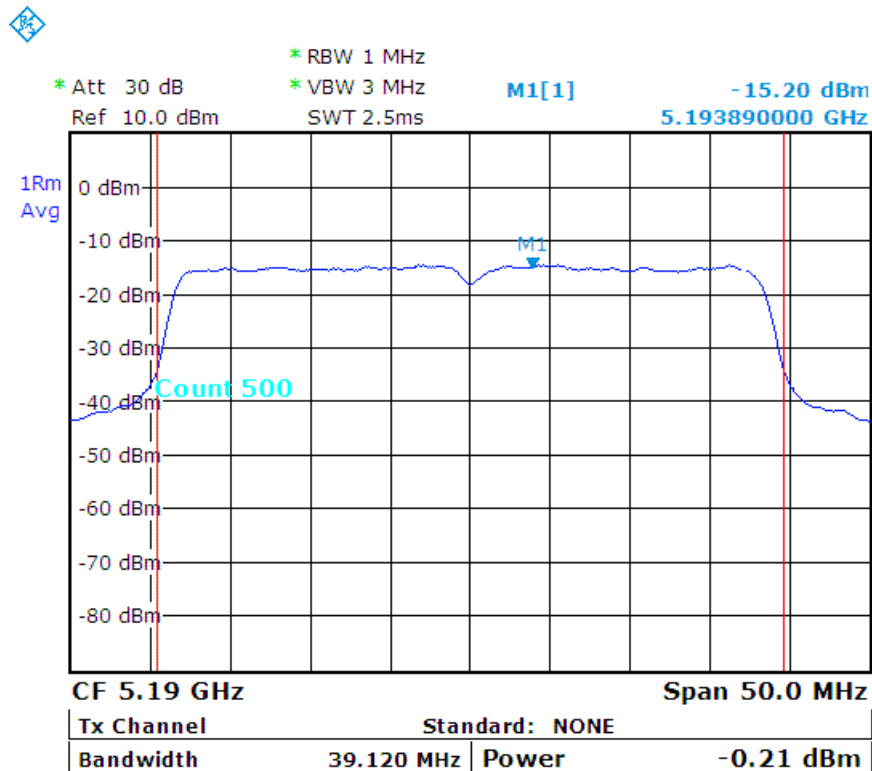
TEST REPORT

Reference No.: A15102101
 Report No.: FCCA15102101-01
 FCC ID : ZME-MLWG3
 Page: 342 of 484
 Date: Dec. 22, 2015

Temperature:	24 °C	Humidity:	55 %RH
Detector:	RMS	Test Mode:	MLWG3/64_5.1G_802.11ac - HT40
RBW:	1 MHz	VBW:	3 MHz
Tested By:	Richard Lin	Tested Date:	Dec. 10, 2015

Channel Number	Channel Frequency (MHz)	99% Bandwidth (MHz)	Peak Conducted Output Power		Limit (dBm)
			(dBm)	(mW)	
CH38	5190	39.12	-0.21	0.95	24
CH46	5230	39.12	-0.83	0.83	24

ac - HT40_CH38 :



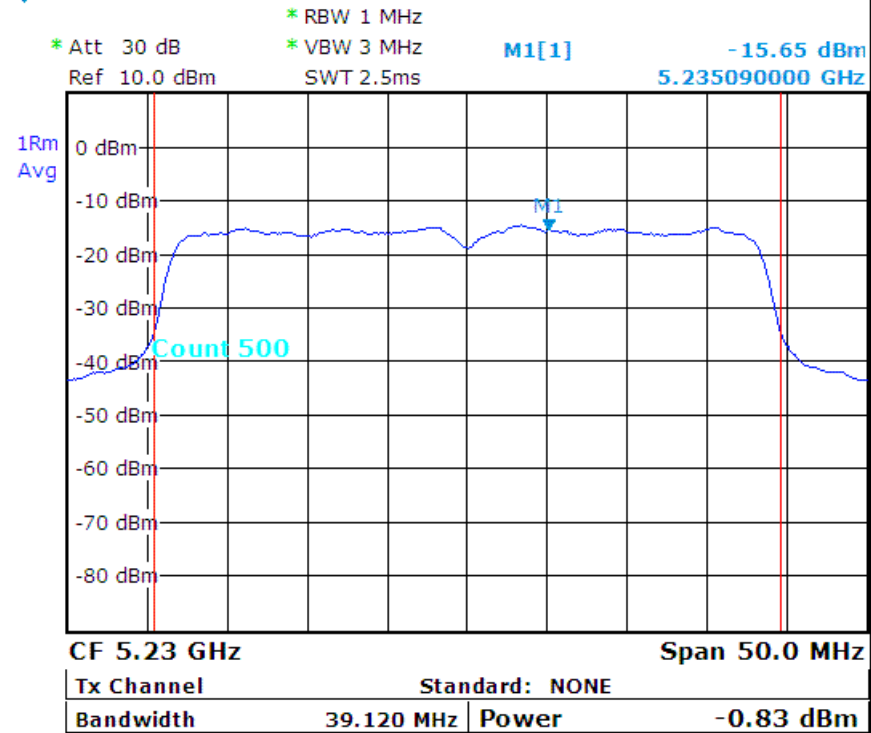


Spectrum Research & Testing Lab., Inc.
 No.167, Ln. 780, Shan-Tong Rd., Ling 8, Shan-Tong Li, Chung-Li City, Taoyuan County 320, Taiwan (R.O.C.)

TEST REPORT

Reference No.: A15102101
 Report No.: FCCA15102101-01
 FCC ID : ZME-MLWG3
 Page: 343 of 484
 Date: Dec. 22, 2015

ac - HT40_CH46 :





Spectrum Research & Testing Lab., Inc.
 No.167, Ln. 780, Shan-Tong Rd., Ling 8, Shan-Tong Li, Chung-Li City, Taoyuan County 320, Taiwan (R.O.C.)

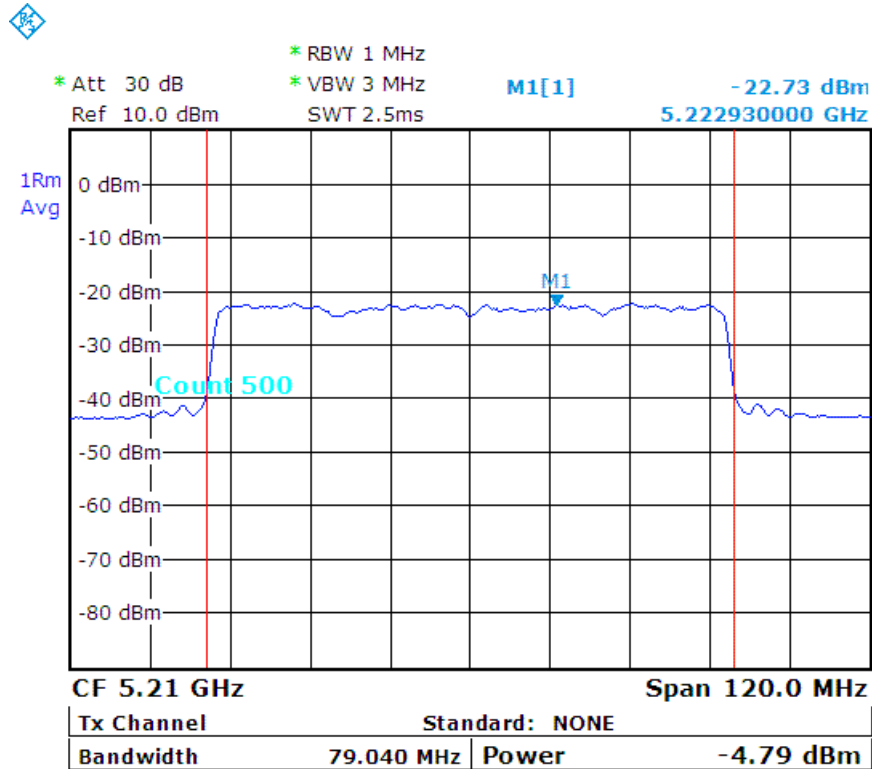
TEST REPORT

Reference No.: A15102101
 Report No.: FCCA15102101-01
 FCC ID : ZME-MLWG3
 Page: 344 of 484
 Date: Dec. 22, 2015

Temperature:	24 °C	Humidity:	55 %RH
Detector:	RMS	Test Mode:	MLWG3/64_5.1G_802.11ac - HT80
RBW:	1 MHz	VBW:	3 MHz
Tested By:	Richard Lin	Tested Date:	Dec. 10, 2015

Channel Number	Channel Frequency (MHz)	99% Bandwidth (MHz)	Peak Conducted Output Power		Limit (dBm)
			(dBm)	(mW)	
CH42	5210	79.04	-4.79	0.33	24

ac - HT80_CH42 :





Spectrum Research & Testing Lab., Inc.
 No.167, Ln. 780, Shan-Tong Rd., Ling 8, Shan-Tong Li, Chung-Li City, Taoyuan County 320, Taiwan (R.O.C.)

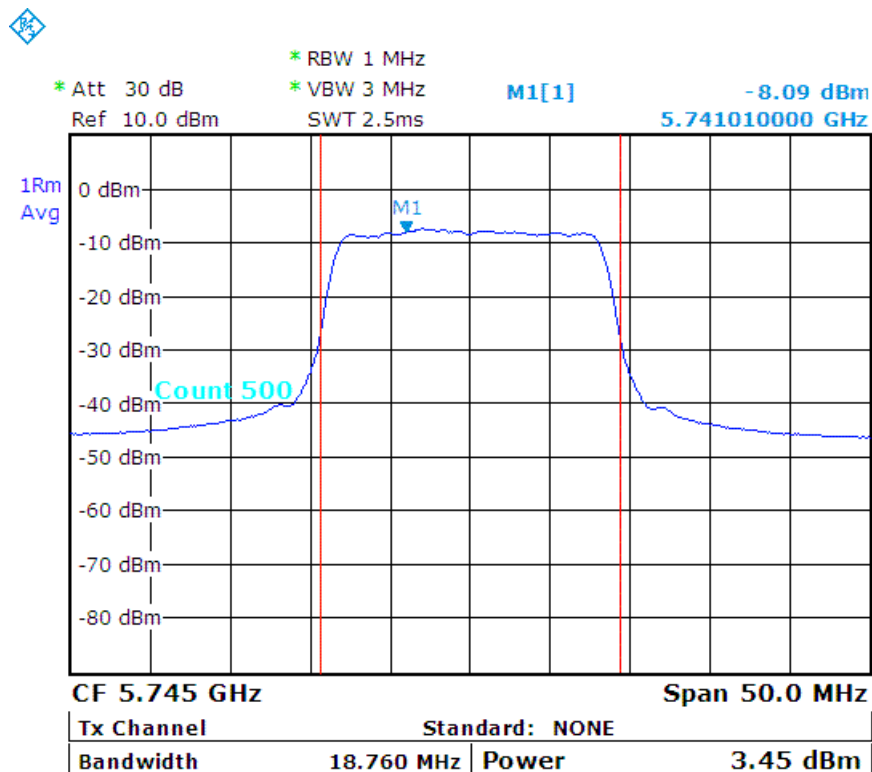
TEST REPORT

Reference No.: A15102101
 Report No.: FCCA15102101-01
 FCC ID : ZME-MLWG3
 Page: 345 of 484
 Date: Dec. 22, 2015

Temperature:	22 °C	Humidity:	58 %RH
Detector:	RMS	Test Mode:	MLWG3/64_5.8G_802.11a
RBW:	1 MHz	VBW:	3 MHz
Tested By:	Richard Lin	Tested Date:	Nov. 13, 2015

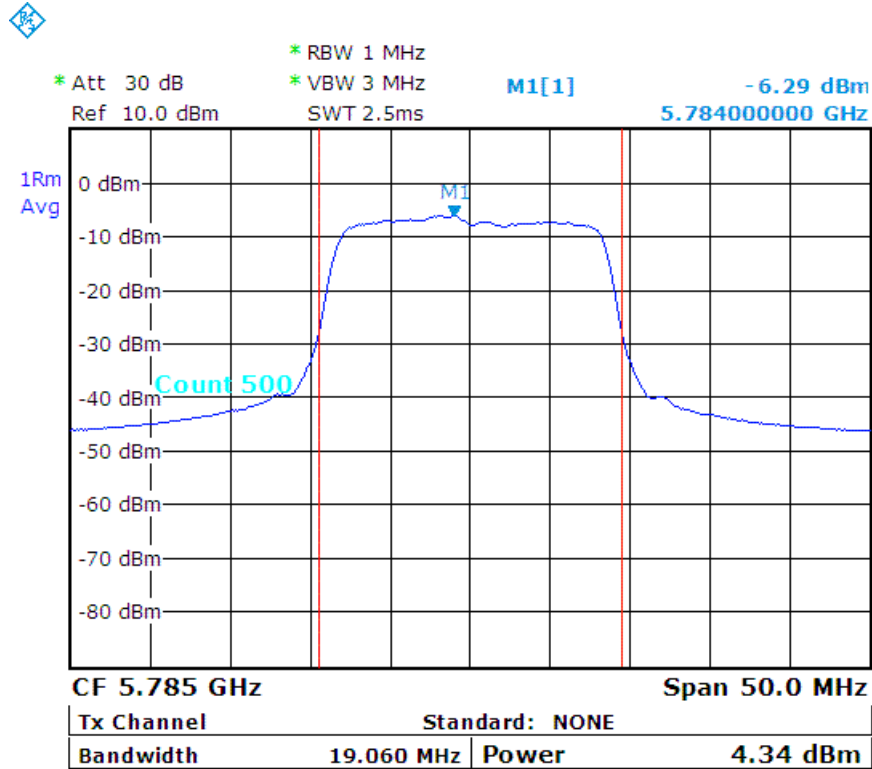
Channel Number	Channel Frequency (MHz)	99% Bandwidth (MHz)	Peak Conducted Output Power		Limit (dBm)
			(dBm)	(mW)	
CH149	5745	18.76	3.45	2.21	30
CH157	5785	19.06	4.34	2.72	30
CH165	5825	19.16	4.31	2.70	30

a_CH149 :

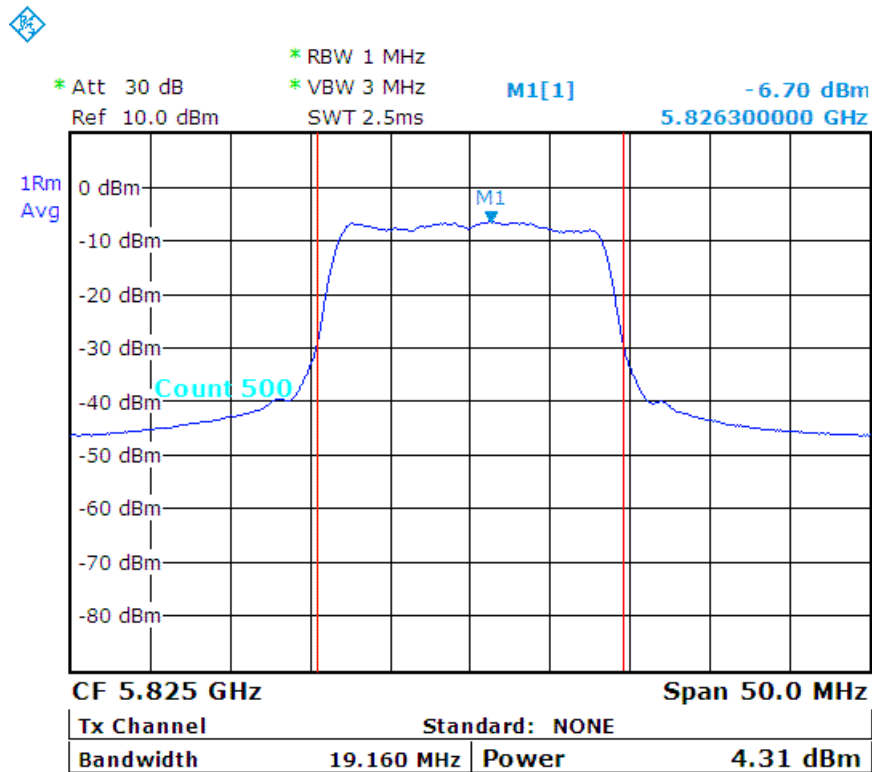




a_CH157 :



a_CH165 :





Spectrum Research & Testing Lab., Inc.
 No.167, Ln. 780, Shan-Tong Rd., Ling 8, Shan-Tong Li, Chung-Li City, Taoyuan County 320, Taiwan (R.O.C.)

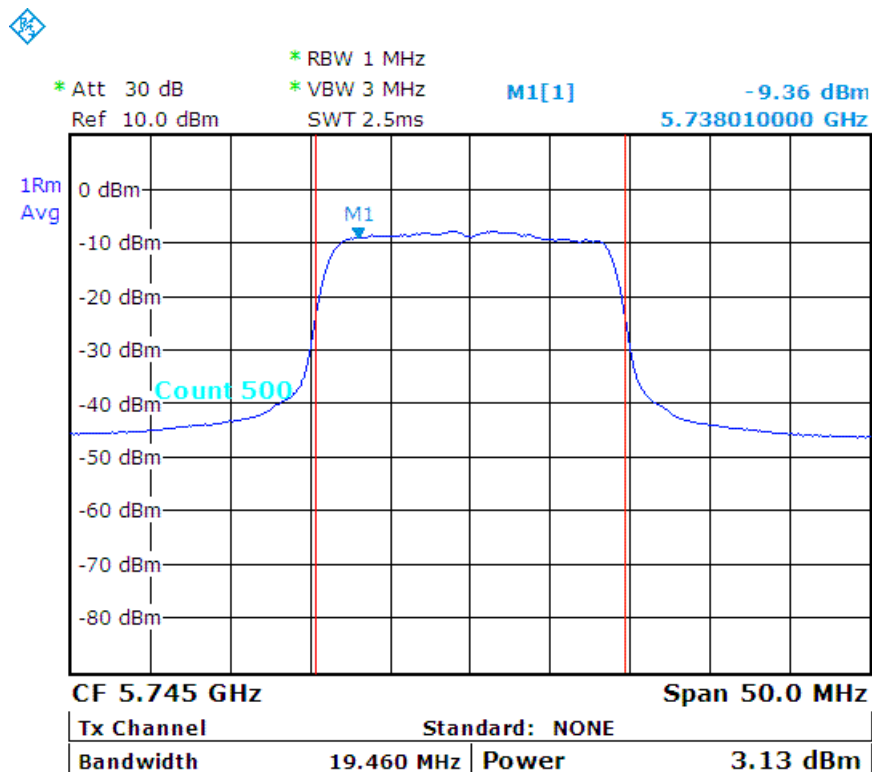
TEST REPORT

Reference No.: A15102101
 Report No.: FCCA15102101-01
 FCC ID : ZME-MLWG3
 Page: 347 of 484
 Date: Dec. 22, 2015

Temperature:	22 °C	Humidity:	58 %RH
Detector:	RMS	Test Mode:	MLWG3/64_5.8G_802.11n - HT20
RBW:	1 MHz	VBW:	3 MHz
Tested By:	Richard Lin	Tested Date:	Nov. 13, 2015

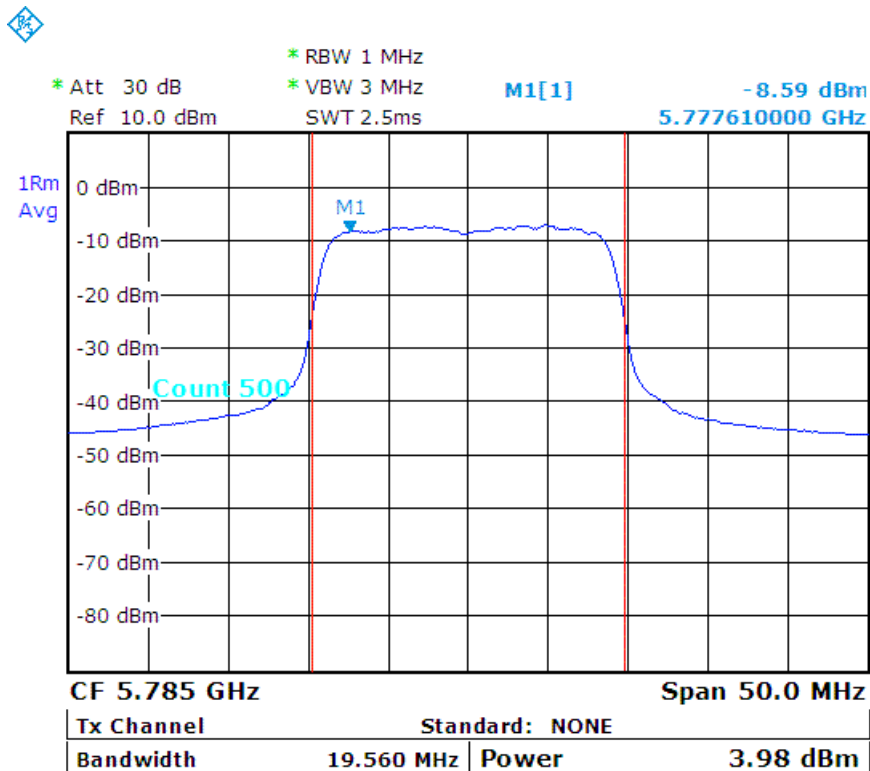
Channel Number	Channel Frequency (MHz)	99% Bandwidth (MHz)	Peak Conducted Output Power		Limit (dBm)
			(dBm)	(mW)	
CH149	5745	19.46	3.13	2.06	30
CH157	5785	19.56	3.98	2.50	30
CH165	5825	19.46	3.93	2.47	30

n - HT20_CH149 :

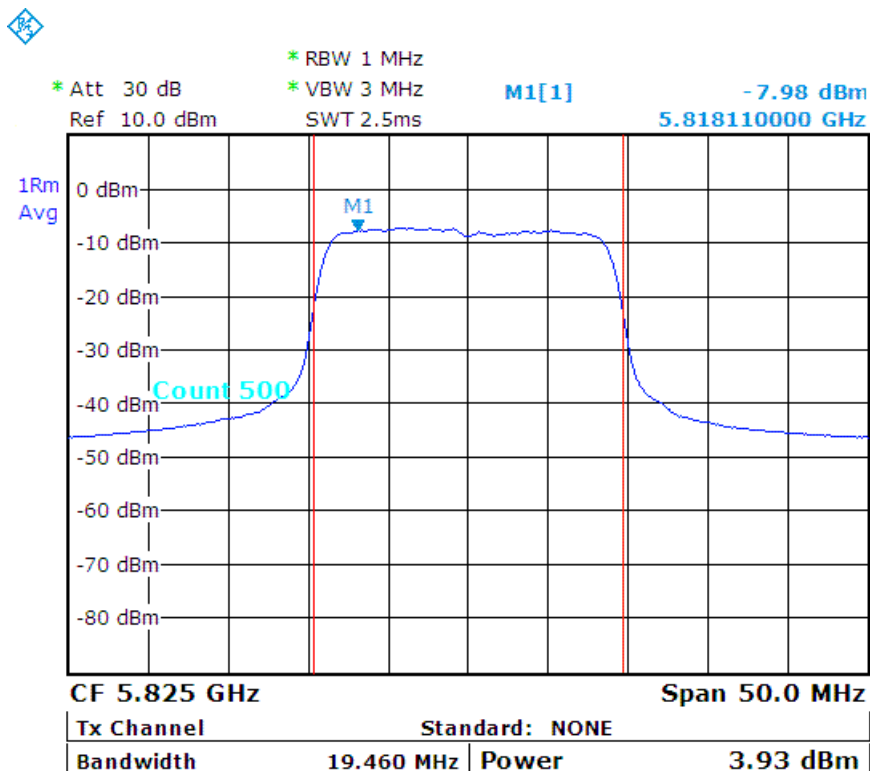




n - HT20_CH157 :



n - HT20_CH165 :





Spectrum Research & Testing Lab., Inc.
 No.167, Ln. 780, Shan-Tong Rd., Ling 8, Shan-Tong Li, Chung-Li City, Taoyuan County 320, Taiwan (R.O.C.)

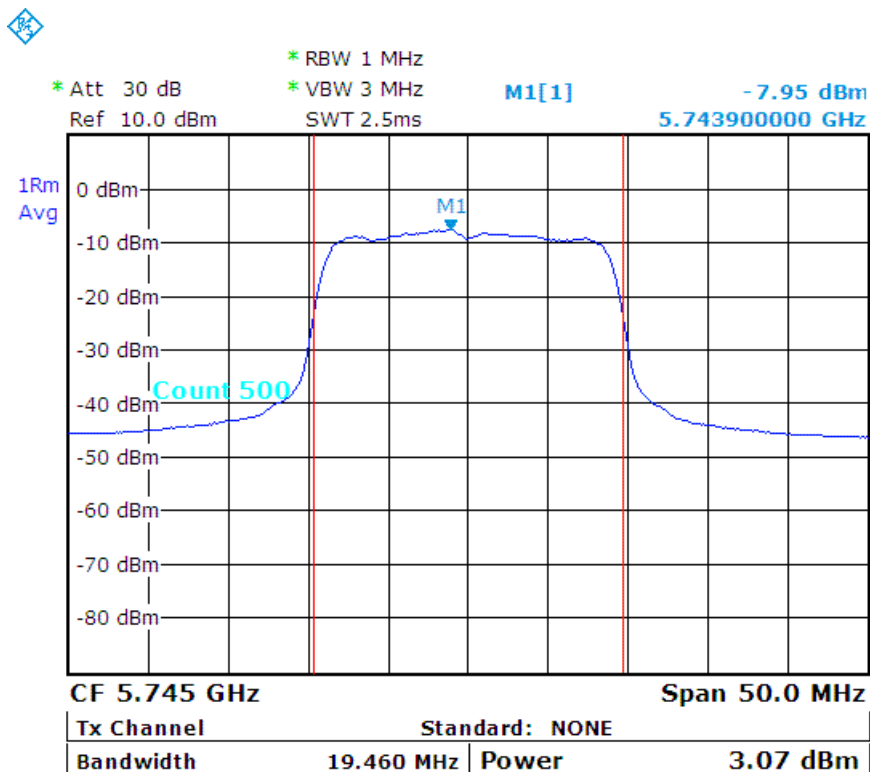
TEST REPORT

Reference No.: A15102101
 Report No.: FCCA15102101-01
 FCC ID : ZME-MLWG3
 Page: 349 of 484
 Date: Dec. 22, 2015

Temperature:	22 °C	Humidity:	58 %RH
Detector:	RMS	Test Mode:	MLWG3/64_5.8G_802.11ac - HT20
RBW:	1 MHz	VBW:	3 MHz
Tested By:	Richard Lin	Tested Date:	Nov. 13, 2015

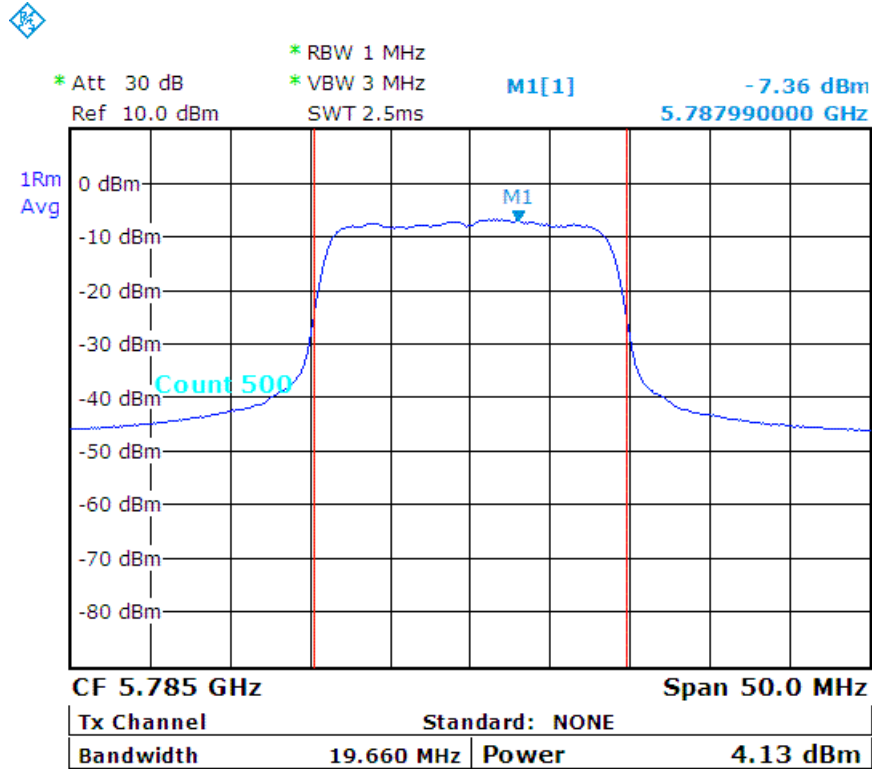
Channel Number	Channel Frequency (MHz)	99% Bandwidth (MHz)	Peak Conducted Output Power		Limit (dBm)
			(dBm)	(mW)	
CH149	5745	19.46	3.07	2.03	30
CH157	5785	19.66	4.13	2.59	30
CH165	5825	19.56	4.05	2.54	30

ac - HT20_CH149 :

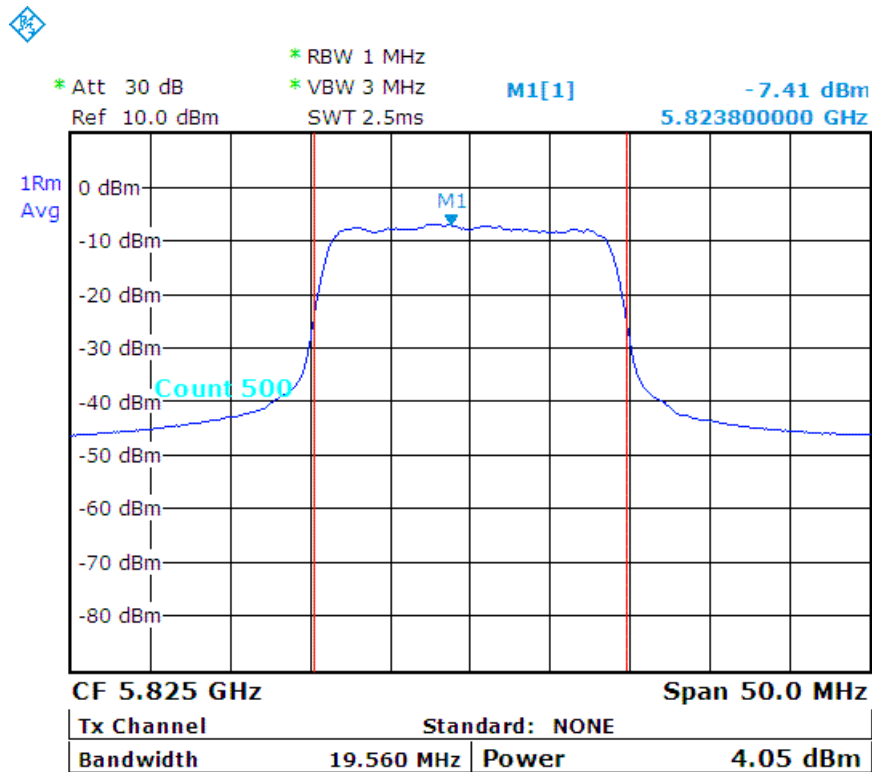




ac - HT20_CH157 :



ac - HT20_CH165 :





Spectrum Research & Testing Lab., Inc.
 No.167, Ln. 780, Shan-Tong Rd., Ling 8, Shan-Tong Li, Chung-Li City, Taoyuan County 320, Taiwan (R.O.C.)

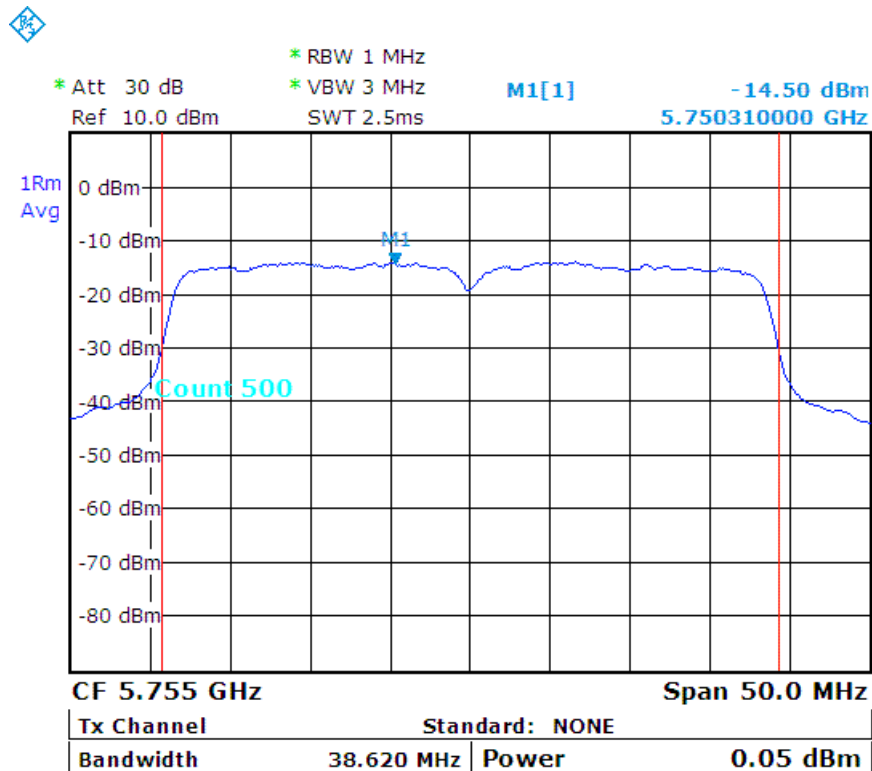
TEST REPORT

Reference No.: A15102101
 Report No.: FCCA15102101-01
 FCC ID : ZME-MLWG3
 Page: 351 of 484
 Date: Dec. 22, 2015

Temperature:	22 °C	Humidity:	58 %RH
Detector:	RMS	Test Mode:	MLWG3/64_5.8G_802.11n - HT40
RBW:	1 MHz	VBW:	3 MHz
Tested By:	Richard Lin	Tested Date:	Nov. 13, 2015

Channel Number	Channel Frequency (MHz)	99% Bandwidth (MHz)	Peak Conducted Output Power		Limit (dBm)
			(dBm)	(mW)	
CH151	5755	38.62	0.05	1.01	30
CH159	5795	39.32	0.10	1.02	30

n - HT40_CH151 :



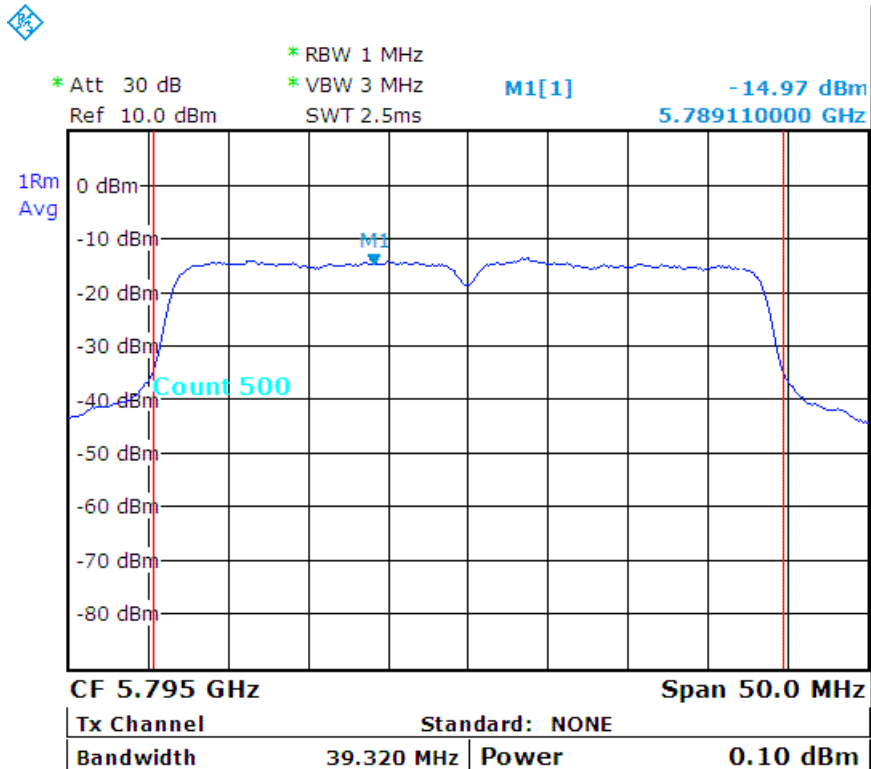


Spectrum Research & Testing Lab., Inc.
No.167, Ln. 780, Shan-Tong Rd., Ling 8, Shan-Tong Li, Chung-Li City, Taoyuan County 320, Taiwan (R.O.C.)

TEST REPORT

Reference No.: A15102101
Report No.: FCCA15102101-01
FCC ID : ZME-MLWG3
Page: 352 of 484
Date: Dec. 22, 2015

n - HT40_CH159 :





Spectrum Research & Testing Lab., Inc.
 No.167, Ln. 780, Shan-Tong Rd., Ling 8, Shan-Tong Li, Chung-Li City, Taoyuan County 320, Taiwan (R.O.C.)

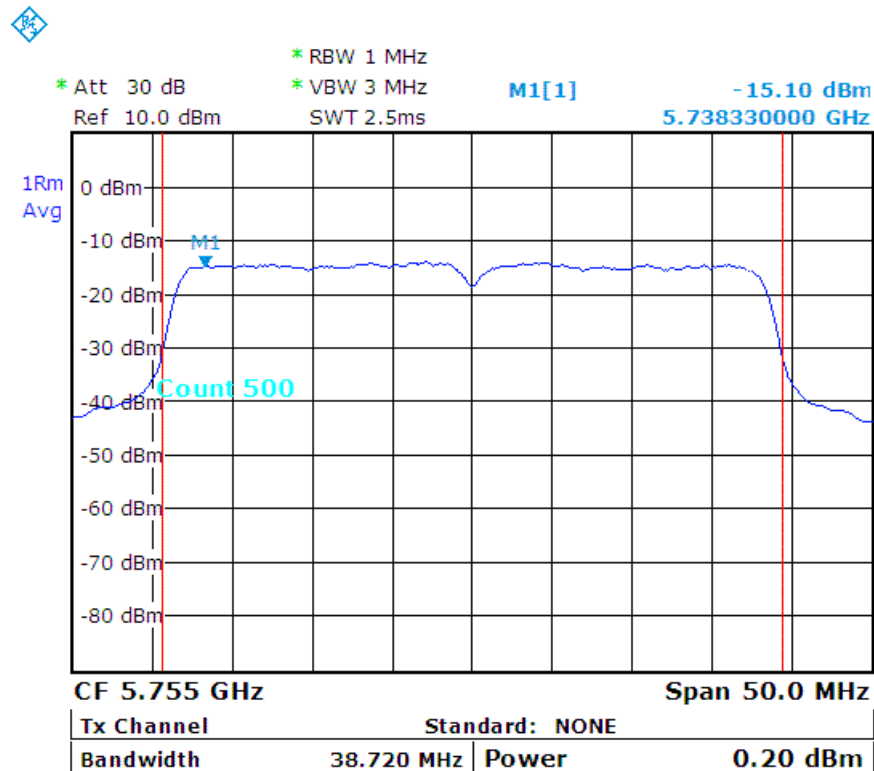
TEST REPORT

Reference No.: A15102101
 Report No.: FCCA15102101-01
 FCC ID : ZME-MLWG3
 Page: 353 of 484
 Date: Dec. 22, 2015

Temperature:	22 °C	Humidity:	58 %RH
Detector:	RMS	Test Mode:	MLWG3/64_5.8G_802.11ac - HT40
RBW:	1 MHz	VBW:	3 MHz
Tested By:	Richard Lin	Tested Date:	Nov. 13, 2015

Channel Number	Channel Frequency (MHz)	99% Bandwidth (MHz)	Peak Conducted Output Power		Limit (dBm)
			(dBm)	(mW)	
CH151	5755	38.72	0.20	1.05	30
CH159	5795	38.92	0.22	1.05	30

ac - HT40_CH151 :



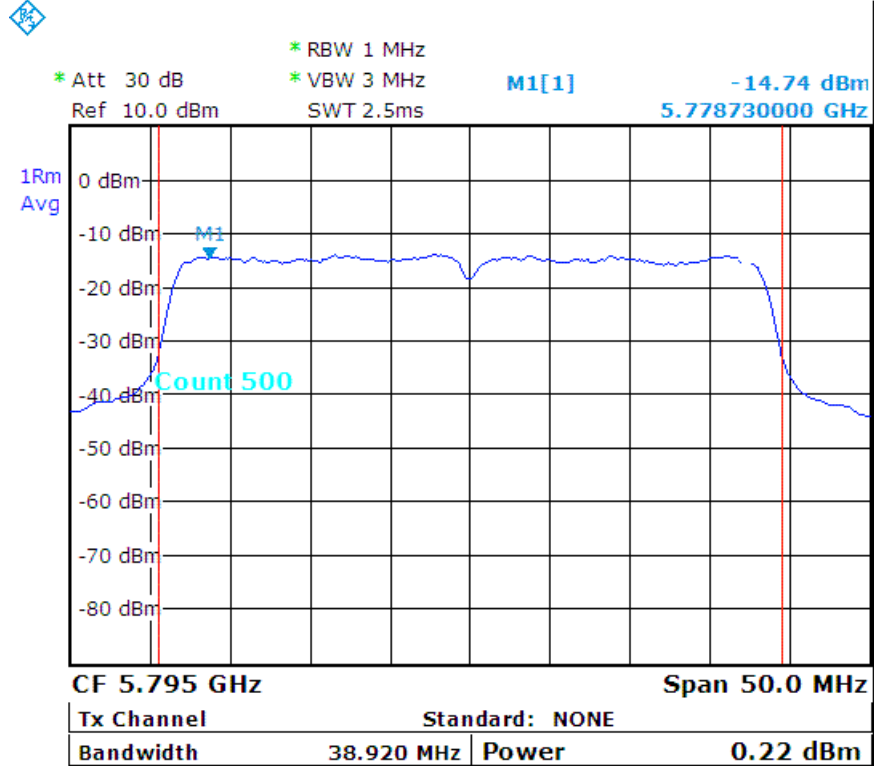


Spectrum Research & Testing Lab., Inc.
No.167, Ln. 780, Shan-Tong Rd., Ling 8, Shan-Tong Li, Chung-Li City, Taoyuan County 320, Taiwan (R.O.C.)

TEST REPORT

Reference No.: A15102101
Report No.: FCCA15102101-01
FCC ID : ZME-MLWG3
Page: 354 of 484
Date: Dec. 22, 2015

ac - HT40_CH159 :





Spectrum Research & Testing Lab., Inc.
 No.167,Ln. 780, Shan-Tong Rd.,Ling 8, Shan-Tong Li, Chung-Li City, Taoyuan County 320, Taiwan (R.O.C.)

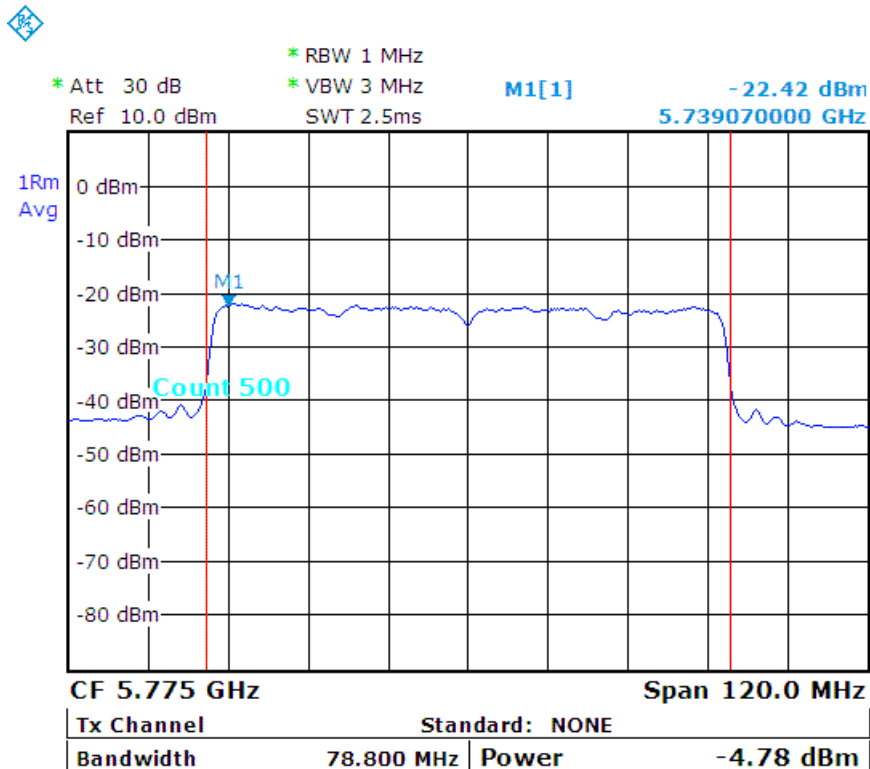
TEST REPORT

Reference No.: A15102101
 Report No.: FCCA15102101-01
 FCC ID : ZME-MLWG3
 Page: 355 of 484
 Date: Dec. 22, 2015

Temperature:	22 °C	Humidity:	58 %RH
Detector:	RMS	Test Mode:	MLWG3/64_5.8G_802.11ac - HT80
RBW:	1 MHz	VBW:	3 MHz
Tested By:	Richard Lin	Tested Date:	Nov. 13, 2015

Channel Number	Channel Frequency (MHz)	99% Bandwidth (MHz)	Peak Conducted Output Power		Limit (dBm)
			(dBm)	(mW)	
CH155	5775	78.80	-4.78	0.33	30

ac - HT80_CH155 :





4.5 BAND EDGE TEST

4.5.1 LIMIT

FCC Part15, Subpart E Section 15.407(b)(1).

For transmitters operating in the 5.15-5.25 GHz band: All emissions outside of the 5.15-5.35 GHz band shall not exceed an e.i.r.p. of -27 dBm/MHz.

FCC Part15, Subpart E Section 15.407(b)(4).

For transmitters operating in the 5.725-5.85 GHz band: All emissions within the frequency range from the band edge to 10 MHz above or below the band edge shall not exceed an e.i.r.p. of -17 dBm/MHz; for frequencies 10 MHz or greater above or below the band edge, emissions shall not exceed an e.i.r.p. of -27 dBm/MHz.

NOTE:

1. e.i.r.p. -27 dBm/MHz = Field strength 68.3 dBuV/m@3m.
2. e.i.r.p. -17 dBm/MHz = Field strength 78.3 dBuV/m@3m.

4.5.2 TEST EQUIPMENT

The following test equipment was used during the test:

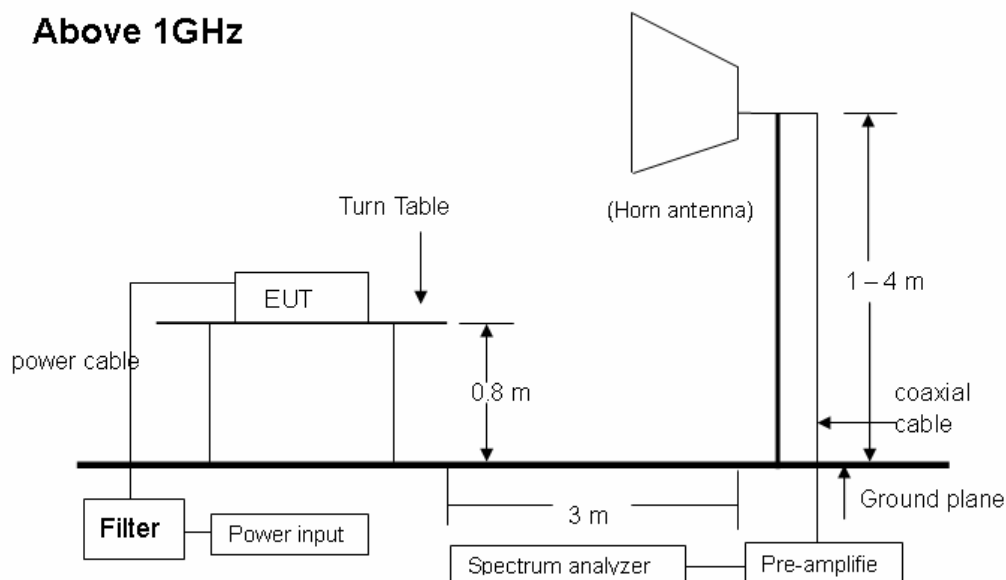
EQUIPMENT/FACILITIES	SPECIFICATIONS	MANUFACTURER	MODEL#/SERIAL#	DUE DATE OF CAL. & CAL. CENTER
EMI TEST RECEIVER (INCLUDE SPECTRUM ANALYZER)	9 KHz ~ 6 GHz	ROHDE & SCHWARZ	ESL /100176	MAY 24, 2016 ETC
SPECTRUM ANALYZER	9 kHz ~ 40 GHz	ROHDE & SCHWARZ	FSP40 / 100093	JAN. 24, 2016 ETC
HORN ANTENNA	1 GHz ~ 18 GHz	EMCO	3115/ 9602-4681	JAN. 17, 2016 ETC
PRE-AMPLIFIER	1 GHz ~ 26.5 GHz	AGILENT	8449B/ 3008A01995	JAN. 23, 2016 ETC
OPEN AREA TEST SITE	3 – 10 M MEASUREMENT	SRT	A02 / SRT002	MAR. 06, 2016 SRT
ANECHOIC CHAMBER	3 M MEASUREMENT	SRT	A01 / SRT001	NOV. 20, 2016 SRT
K-TYPE CABLE	UP TO 40 GHz 3 m	HUBER+SUHNER	SF102-46/2*11SK 252 /MY2611/2	MAR. 03, 2016 ETC
K-TYPE CABLE	UP TO 40 GHz, 1 m	HUBER+SUHNER	SF102/2*11SK252 /MY3331/2	OCT. 05, 2016 ETC
FILTER	2 LINE, 30 A	FIL.COIL	FC-943/ 869	NCR

NOTE: The calibration interval of the above test equipment is one year and the calibrations are traceable to NML/ROC and NIST/USA.



4.5.3 TEST SETUP

Above 1GHz



NOTE: The EUT system was put on a wooden table with 0.8m heights above a ground plane. For the actual test configuration, please refer to the photos of testing.

4.5.4 TEST PROCEDURE

The EUT was tested according to the requirement of ANSI C63.4 and CISPR 22. The measurements were made at an open area test site with 3 meter measurement distance under 1 GHz and with 3m distance above 1GHz. The frequency spectrum measured started from 30 MHz. Under 1 GHz. All readings were quasi-peak values with 120 kHz resolution bandwidth of the test receiver. Above 1 GHz, the measurements were made at an open area test site with 3 meter measurement distance and all readings were peak and average values with 1 MHz resolution bandwidth of the test receiver. The EUT system was operated in all typical methods by users. The cables connected to EUT and support units were moved to find the maximum emission levels for each frequency.

4.5.5 EUT OPERATING CONDITION

1. Set the EUT under continuous transmission condition.
2. The EUT was set to the highest available power level.

**Spectrum Research & Testing Lab., Inc.**

No.167, Ln. 780, Shan-Tong Rd., Ling 8, Shan-Tong Li, Chung-Li City, Taoyuan County 320, Taiwan (R.O.C.)

TEST REPORTReference No.: A15102101
Report No.: FCCA15102101-01
FCC ID : ZME-MLWG3
Page: 358 of 484
Date: Dec. 22, 2015**4.5.6 TEST RESULT**

Below 5150MHz (a_CH36)

Temperature:	22 °C	Humidity:	69 %RH
Frequency Range:	5.00 GHz – 5.195 GHz	Tested Mode:	MLWG3_5.1G 802.11a
Detector Type:	PK. and AV.	IF Bandwidth:	1 MHz
Tested By:	Richard Lin	Tested Date:	Dec. 04, 2015

Frequency (MHz)	Correct Factor (dB)	Ant. Fac. (dB/m)	Ant. Pol. (H/V)	Reading (dBuV)		Emission (dBuV/m)		Limit Line (dBuV/m)		Over Limit (dB)	
				PK	AV	PK	AV	PK	AV	PK	AV
5133.31	-27.55	33.51	H	34.05	23.06	40.01	29.02	68.3	48.3	-28.29	-19.28
5132.39	-27.55	33.51	V	33.63	22.26	39.58	28.21	68.3	48.3	-28.72	-20.09
5150.00	-27.51	33.52	H	32.95	22.83	38.96	28.84	68.3	48.3	-29.34	-19.46
5150.00	-27.51	33.52	V	31.46	20.31	37.47	26.32	68.3	48.3	-30.83	-21.98

Above 5350MHz (a_CH48)

Temperature:	22 °C	Humidity:	69 %RH
Frequency Range:	5.225 GHz – 5.50 GHz	Tested Mode:	MLWG3_5.1G 802.11a
Detector Type:	PK. and AV.	IF Bandwidth:	1 MHz
Tested By:	Richard Lin	Tested Date:	Dec. 04, 2015

Frequency (MHz)	Correct Factor (dB)	Ant. Fac. (dB/m)	Ant. Pol. (H/V)	Reading (dBuV)		Emission (dBuV/m)		Limit Line (dBuV/m)		Over Limit (dB)	
				PK	AV	PK	AV	PK	AV	PK	AV
5350.00	-26.99	33.68	H	31.25	21.32	37.94	28.01	68.3	48.3	-30.36	-20.29
5350.00	-26.99	33.68	V	30.79	20.42	37.48	27.11	68.3	48.3	-30.82	-21.19
5382.48	-26.91	33.71	H	32.85	22.42	39.64	29.21	68.3	48.3	-28.66	-19.09
5402.44	-26.86	33.72	V	33.45	22.17	40.31	29.03	68.3	48.3	-27.99	-19.27



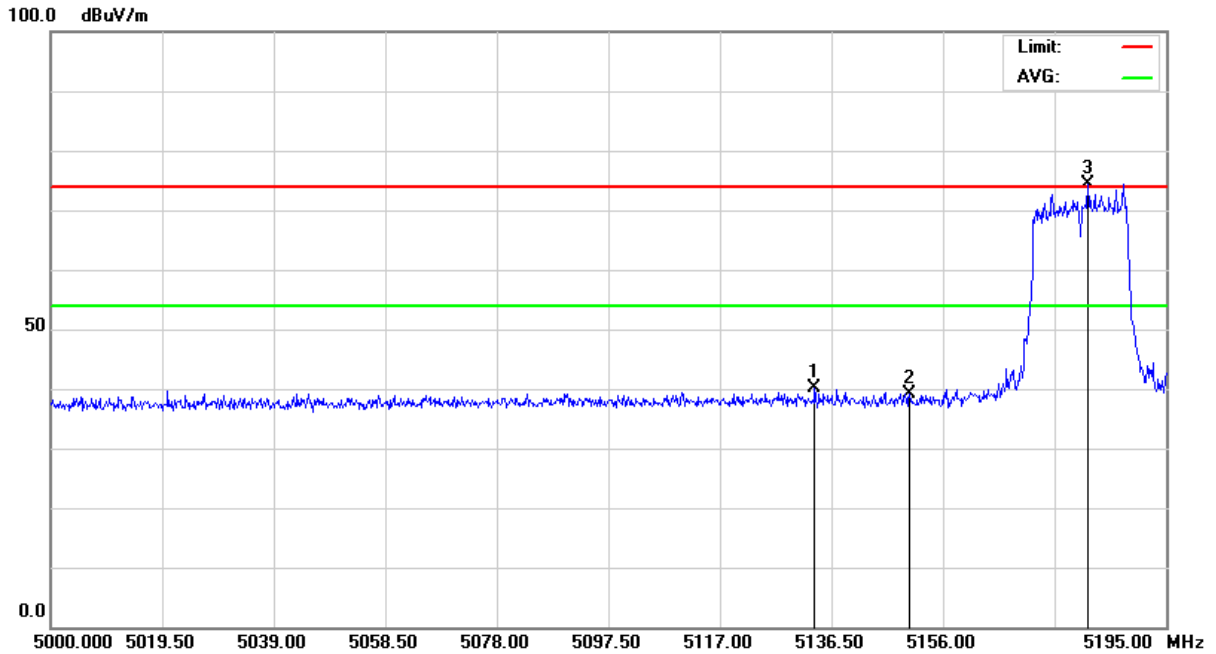
Spectrum Research & Testing Lab., Inc.
No.167, Ln. 780, Shan-Tong Rd., Ling 8, Shan-Tong Li, Chung-Li City, Taoyuan County 320, Taiwan (R.O.C.)

TEST REPORT

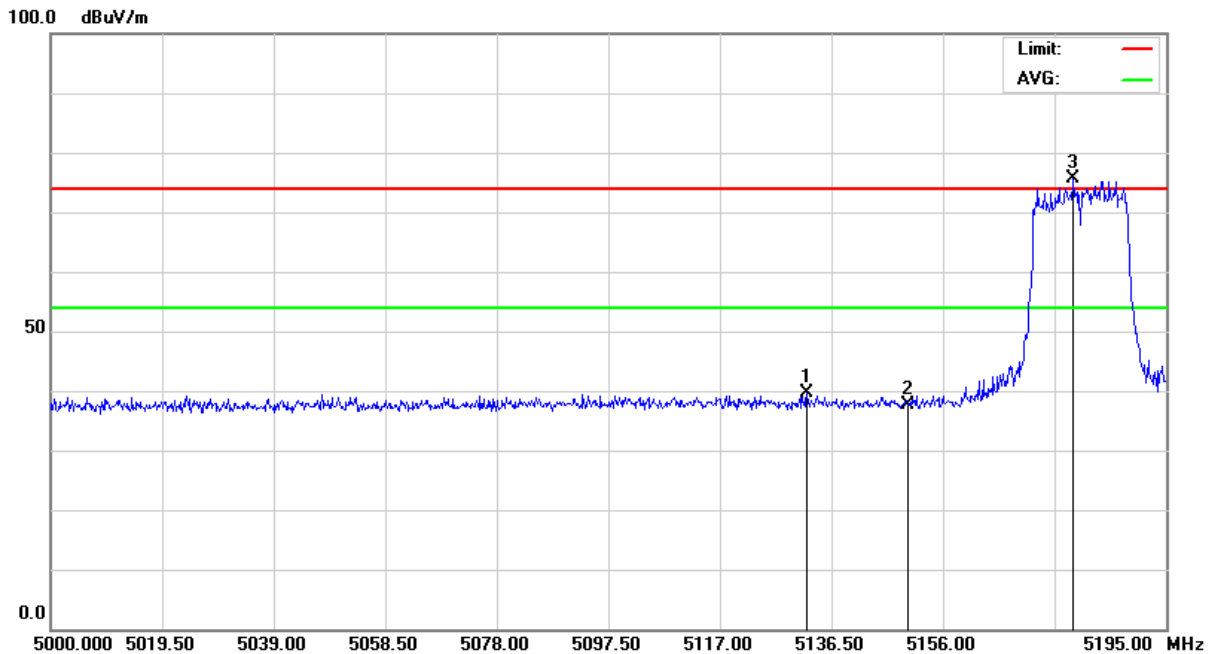
Reference No.: A15102101
Report No.: FCCA15102101-01
FCC ID : ZME-MLWG3
Page: 359 of 484
Date: Dec. 22, 2015

Below 5150MHz (a_CH36)

Antenna Polarization : Horizontal



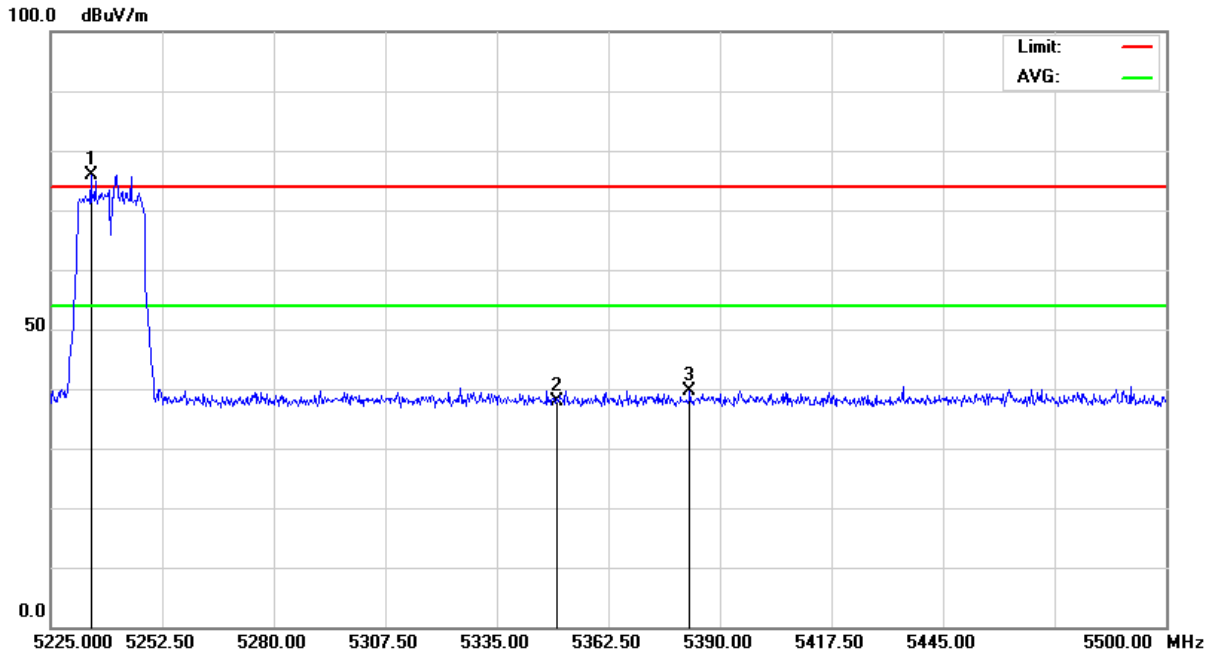
Antenna Polarization : Vertical



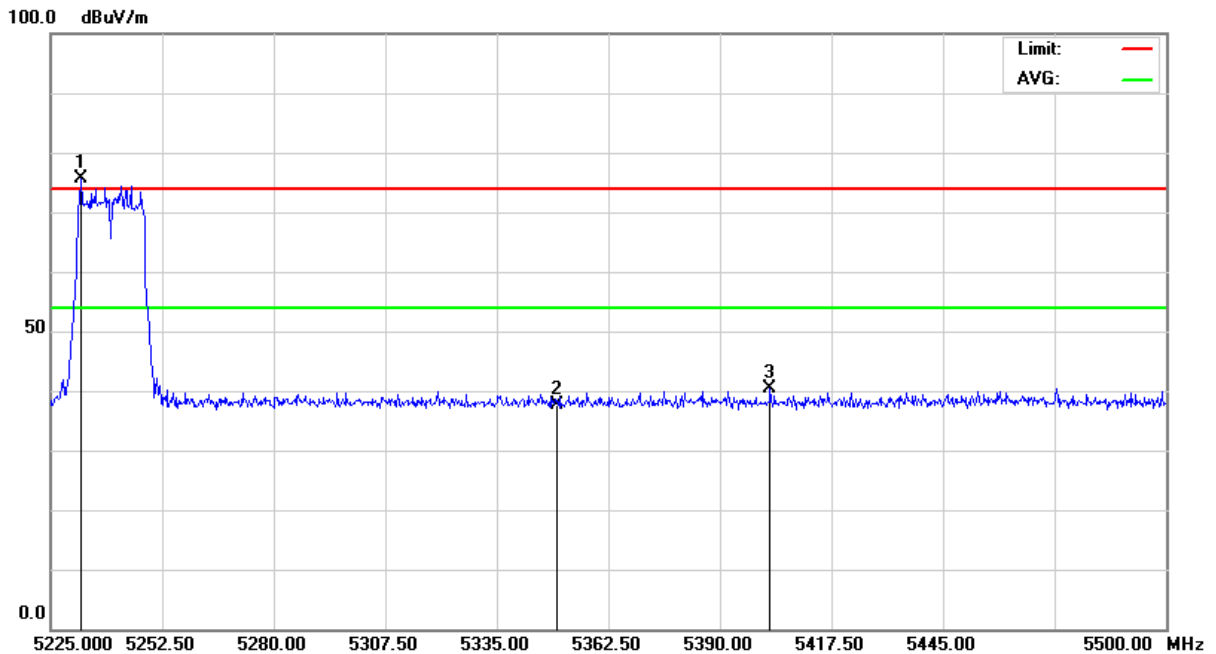


Above 5350MHz (a_CH48)

Antenna Polarization : Horizontal



Antenna Polarization : Vertical





Spectrum Research & Testing Lab., Inc.
 No.167, Ln. 780, Shan-Tong Rd., Ling 8, Shan-Tong Li, Chung-Li City, Taoyuan County 320, Taiwan (R.O.C.)

TEST REPORT

Reference No.: A15102101
 Report No.: FCCA15102101-01
 FCC ID : ZME-MLWG3
 Page: 361 of 484
 Date: Dec. 22, 2015

Below 5150MHz (n - HT20_CH36)

Temperature:	22 °C	Humidity:	69 %RH
Frequency Range:	5.00 GHz – 5.195 GHz	Tested Mode:	MLWG3_5.1G 802.11n - HT20
Detector Type:	PK. and AV.	IF Bandwidth:	1 MHz
Tested By:	Richard Lin	Tested Date:	Dec. 04, 2015

Frequency (MHz)	Correct Factor (dB)	Ant. Fac. (dB/m)	Ant. Pol. (H/V)	Reading (dBuV)		Emission (dBuV/m)		Limit Line (dBuV/m)		Over Limit (dB)	
				PK	AV	PK	AV	PK	AV	PK	AV
5119.23	-27.59	33.50	H	34.23	24.64	40.14	30.55	68.3	48.3	-28.16	-17.75
5123.44	-27.58	33.50	V	33.23	21.90	39.15	27.82	68.3	48.3	-29.15	-20.48
5150.00	-27.51	33.52	H	31.71	20.31	37.72	26.32	68.3	48.3	-30.58	-21.98
5150.00	-27.51	33.52	V	31.58	20.81	37.59	26.82	68.3	48.3	-30.71	-21.48

Above 5350MHz (n - HT20_CH48)

Temperature:	22 °C	Humidity:	69 %RH
Frequency Range:	5.225 GHz – 5.50 GHz	Tested Mode:	MLWG3_5.1G 802.11n - HT20
Detector Type:	PK. and AV.	IF Bandwidth:	1 MHz
Tested By:	Richard Lin	Tested Date:	Dec. 04, 2015

Frequency (MHz)	Correct Factor (dB)	Ant. Fac. (dB/m)	Ant. Pol. (H/V)	Reading (dBuV)		Emission (dBuV/m)		Limit Line (dBuV/m)		Over Limit (dB)	
				PK	AV	PK	AV	PK	AV	PK	AV
5350.00	-26.99	33.68	H	30.34	20.39	37.03	27.08	68.3	48.3	-31.27	-21.22
5350.00	-26.99	33.68	V	31.43	19.98	38.12	26.67	68.3	48.3	-30.18	-21.63
5363.81	-26.96	33.69	H	33.22	21.49	39.95	28.22	68.3	48.3	-28.35	-20.08
5366.70	-26.95	33.69	V	33.19	21.83	39.93	28.57	68.3	48.3	-28.37	-19.73



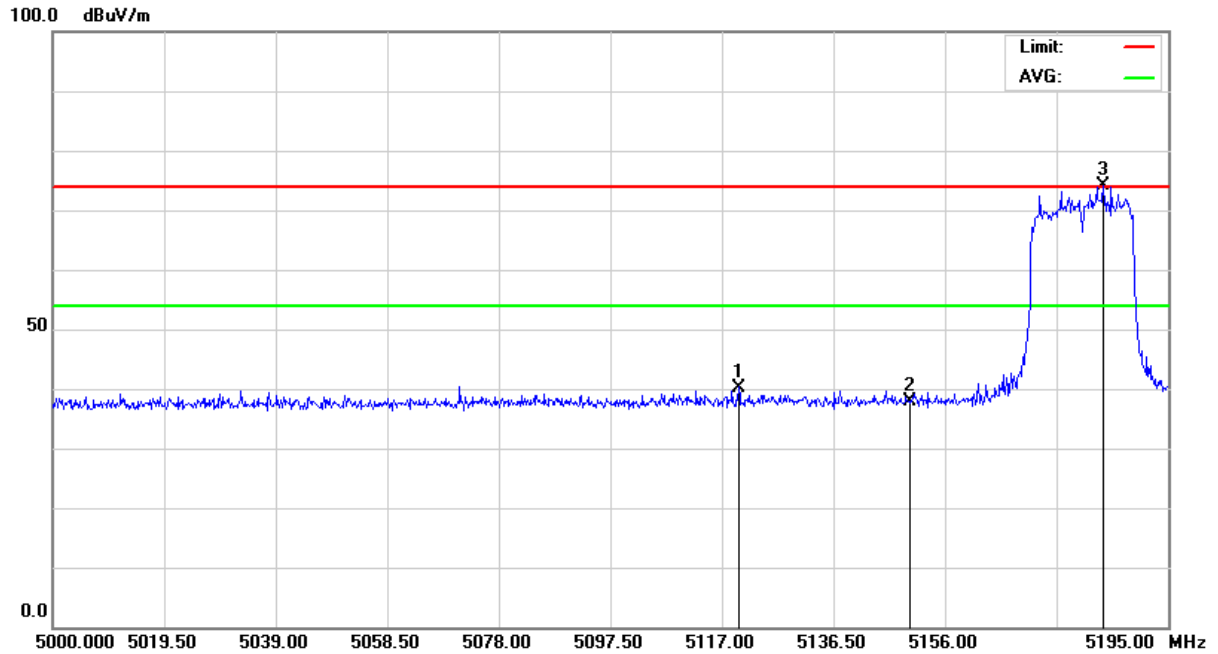
Spectrum Research & Testing Lab., Inc.
No.167, Ln. 780, Shan-Tong Rd., Ling 8, Shan-Tong Li, Chung-Li City, Taoyuan County 320, Taiwan (R.O.C.)

TEST REPORT

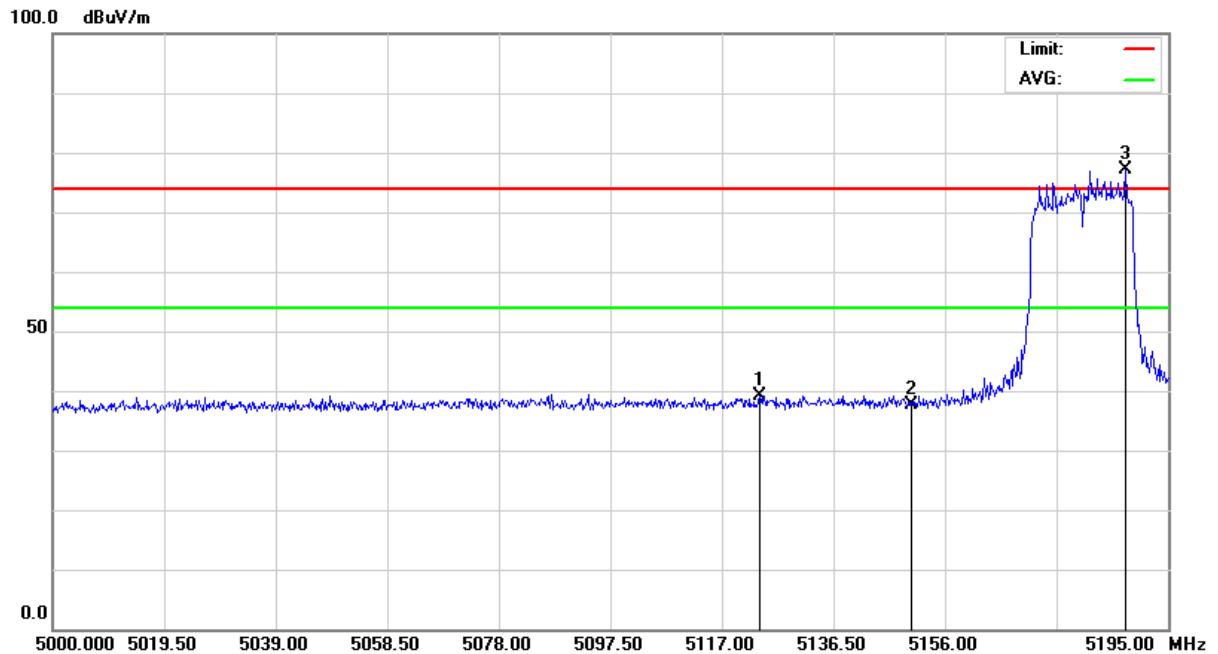
Reference No.: A15102101
Report No.: FCCA15102101-01
FCC ID : ZME-MLWG3
Page: 362 of 484
Date: Dec. 22, 2015

Below 5150MHz (n - HT20_CH36)

Antenna Polarization : Horizontal



Antenna Polarization : Vertical





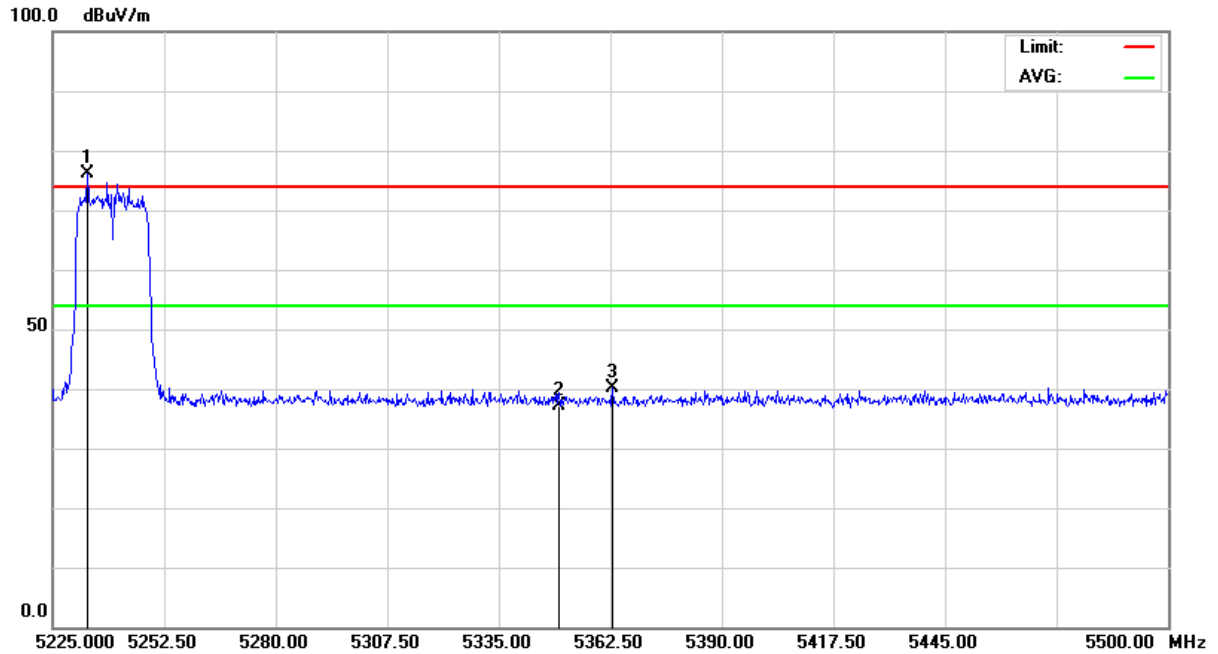
Spectrum Research & Testing Lab., Inc.
No.167, Ln. 780, Shan-Tong Rd., Ling 8, Shan-Tong Li, Chung-Li City, Taoyuan County 320, Taiwan (R.O.C.)

TEST REPORT

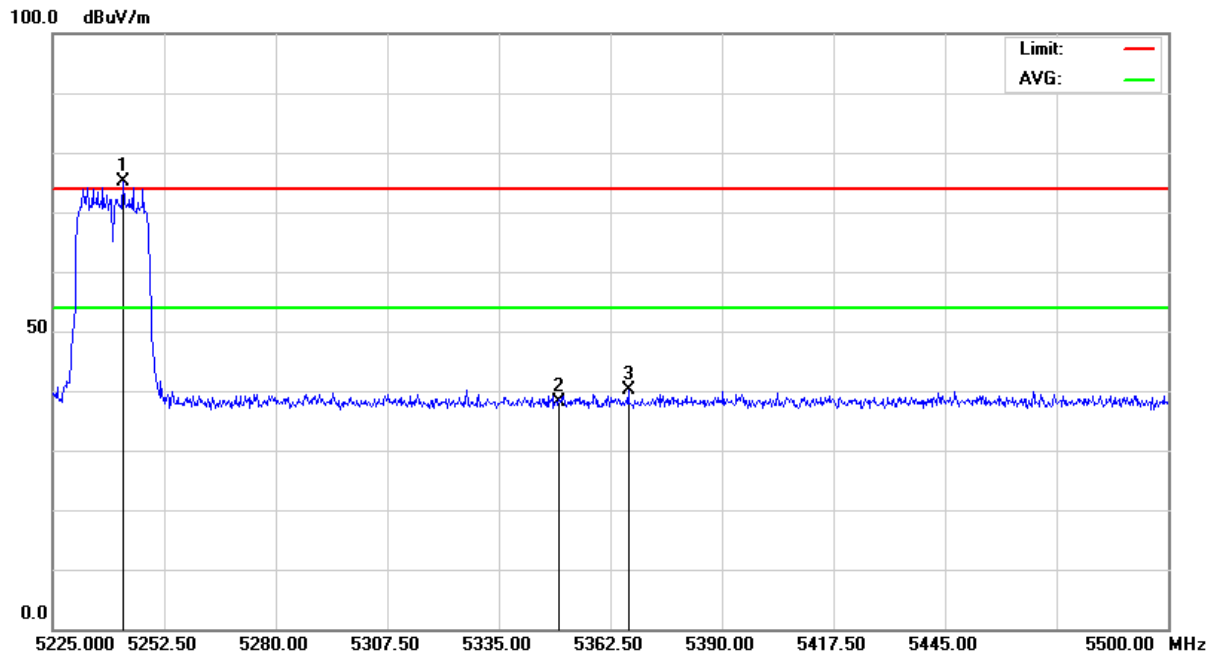
Reference No.: A15102101
Report No.: FCCA15102101-01
FCC ID : ZME-MLWG3
Page: 363 of 484
Date: Dec. 22, 2015

Above 5350MHz (n - HT20_CH48)

Antenna Polarization : Horizontal



Antenna Polarization : Vertical





Spectrum Research & Testing Lab., Inc.
 No.167, Ln. 780, Shan-Tong Rd., Ling 8, Shan-Tong Li, Chung-Li City, Taoyuan County 320, Taiwan (R.O.C.)

TEST REPORT

Reference No.: A15102101
 Report No.: FCCA15102101-01
 FCC ID : ZME-MLWG3
 Page: 364 of 484
 Date: Dec. 22, 2015

Below 5150MHz (ac - HT20_CH36)

Temperature:	22 °C	Humidity:	69 %RH
Frequency Range:	5.00 GHz – 5.195 GHz	Tested Mode:	MLWG3_5.1G 802.11ac - HT20
Detector Type:	PK. and AV.	IF Bandwidth:	1 MHz
Tested By:	Richard Lin	Tested Date:	Dec. 04, 2015

Frequency (MHz)	Correct Factor (dB)	Ant. Fac. (dB/m)	Ant. Pol. (H/V)	Reading (dBuV)		Emission (dBuV/m)		Limit Line (dBuV/m)		Over Limit (dB)	
				PK	AV	PK	AV	PK	AV	PK	AV
5106.66	-27.62	33.48	H	34.32	23.98	40.19	29.85	68.3	48.3	-28.11	-18.45
5140.07	-27.53	33.51	V	33.40	23.94	39.38	29.92	68.3	48.3	-28.92	-18.38
5150.00	-27.51	33.52	H	31.42	21.92	37.43	27.93	68.3	48.3	-30.87	-20.37
5150.00	-27.51	33.52	V	32.60	21.49	38.61	27.50	68.3	48.3	-29.69	-20.80

Above 5350MHz (ac - HT20_CH48)

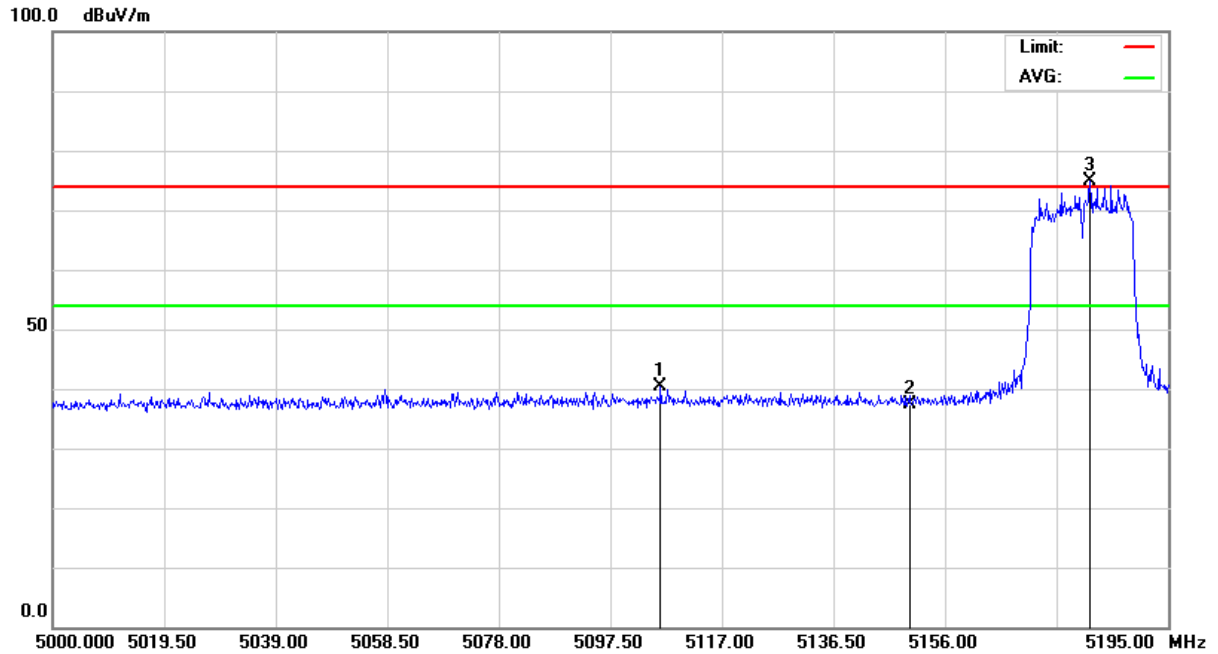
Temperature:	22 °C	Humidity:	69 %RH
Frequency Range:	5.225 GHz – 5.50 GHz	Tested Mode:	MLWG3_5.1G 802.11ac - HT20
Detector Type:	PK. and AV.	IF Bandwidth:	1 MHz
Tested By:	Richard Lin	Tested Date:	Dec. 04, 2015

Frequency (MHz)	Correct Factor (dB)	Ant. Fac. (dB/m)	Ant. Pol. (H/V)	Reading (dBuV)		Emission (dBuV/m)		Limit Line (dBuV/m)		Over Limit (dB)	
				PK	AV	PK	AV	PK	AV	PK	AV
5350.00	-26.99	33.68	H	32.17	22.98	38.86	29.67	68.3	48.3	-29.44	-18.63
5350.00	-26.99	33.68	V	31.27	19.63	37.96	26.32	68.3	48.3	-30.34	-21.98
5383.41	-26.91	33.71	H	32.62	21.30	39.42	28.10	68.3	48.3	-28.88	-20.20
5413.77	-26.83	33.73	V	33.44	22.42	40.34	29.32	68.3	48.3	-27.96	-18.98

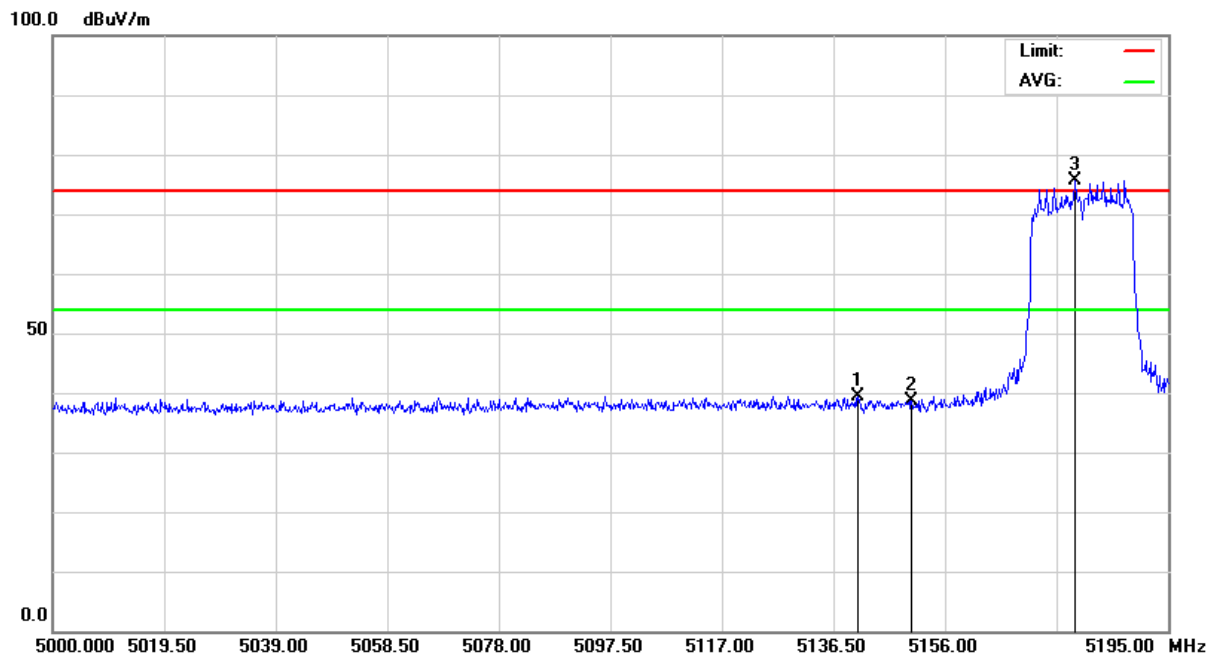


Below 5150MHz (ac - HT20_CH36)

Antenna Polarization : Horizontal



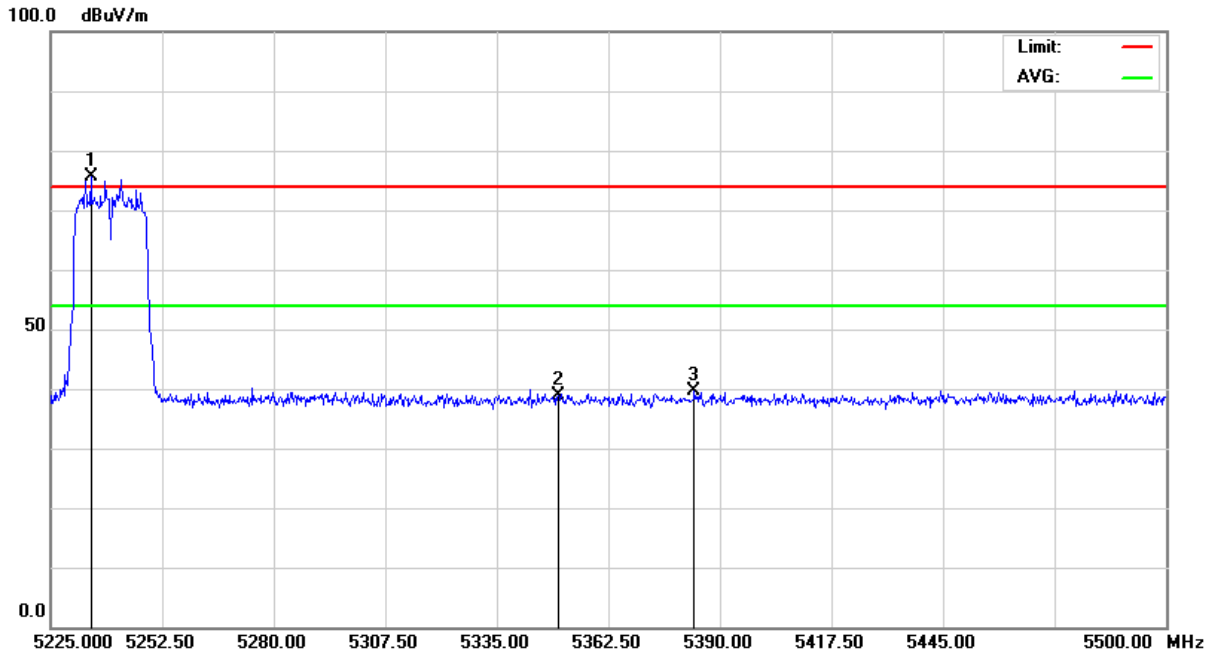
Antenna Polarization : Vertical



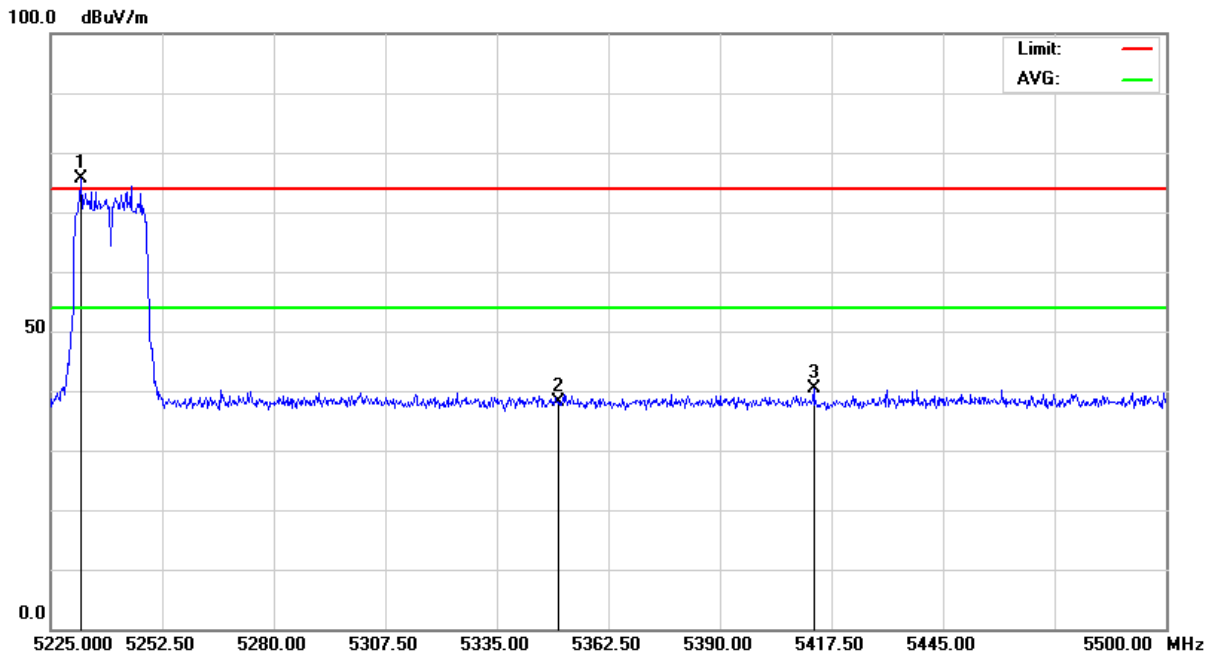


Above 5350MHz (ac - HT20_CH48)

Antenna Polarization : Horizontal



Antenna Polarization : Vertical





Spectrum Research & Testing Lab., Inc.
 No.167, Ln. 780, Shan-Tong Rd., Ling 8, Shan-Tong Li, Chung-Li City, Taoyuan County 320, Taiwan (R.O.C.)

TEST REPORT

Reference No.: A15102101
 Report No.: FCCA15102101-01
 FCC ID : ZME-MLWG3
 Page: 367 of 484
 Date: Dec. 22, 2015

Below 5150MHz (n - HT40_CH38)

Temperature:	22 °C	Humidity:	69 %RH
Frequency Range:	5.00 GHz – 5.215 GHz	Tested Mode:	MLWG3_5.1G 802.11n - HT40
Detector Type:	PK. and AV.	IF Bandwidth:	1 MHz
Tested By:	Richard Lin	Tested Date:	Dec. 04, 2015

Frequency (MHz)	Correct Factor (dB)	Ant. Fac. (dB/m)	Ant. Pol. (H/V)	Reading (dBuV)		Emission (dBuV/m)		Limit Line (dBuV/m)		Over Limit (dB)	
				PK	AV	PK	AV	PK	AV	PK	AV
5138.28	-27.54	33.51	H	33.76	22.40	39.73	28.37	68.3	48.3	-28.57	-19.93
5147.22	-27.51	33.52	V	33.94	22.44	39.94	28.44	68.3	48.3	-28.36	-19.86
5150.00	-27.51	33.52	H	31.56	22.53	37.57	28.54	68.3	48.3	-30.73	-19.76
5150.00	-27.51	33.52	V	32.43	23.10	38.44	29.11	68.3	48.3	-29.86	-19.19

Above 5350MHz (n - HT40_CH46)

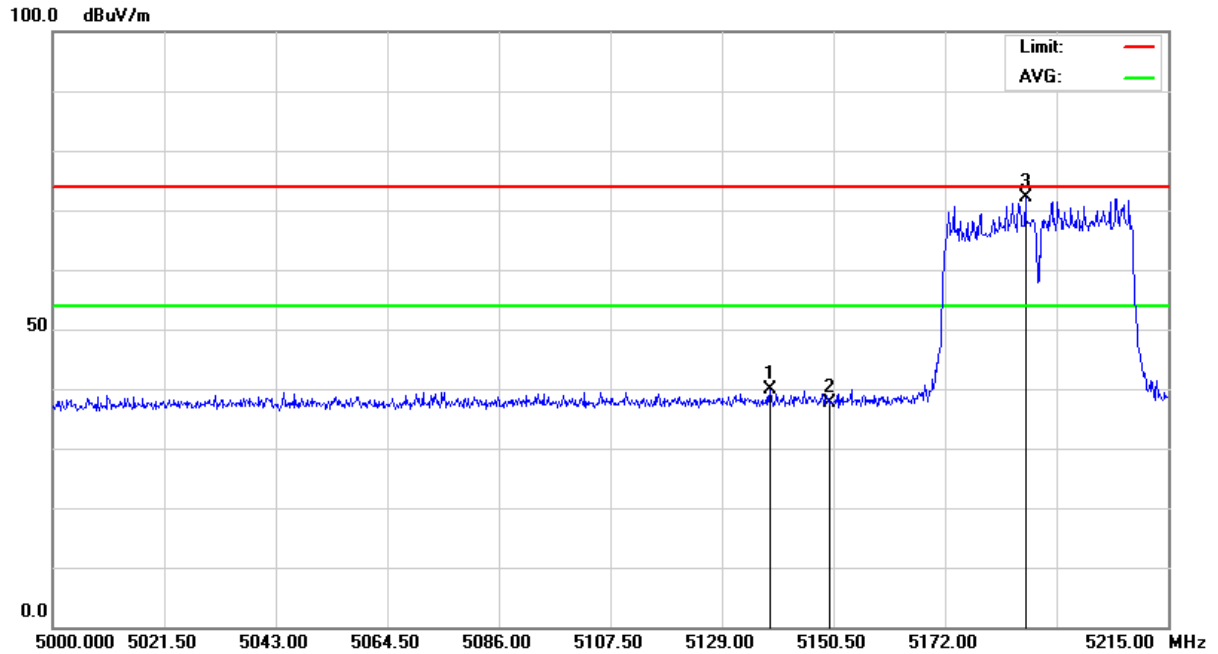
Temperature:	22 °C	Humidity:	69 %RH
Frequency Range:	5.205 GHz – 5.50 GHz	Tested Mode:	MLWG3_5.1G 802.11n - HT40
Detector Type:	PK. and AV.	IF Bandwidth:	1 MHz
Tested By:	Richard Lin	Tested Date:	Dec. 04, 2015

Frequency (MHz)	Correct Factor (dB)	Ant. Fac. (dB/m)	Ant. Pol. (H/V)	Reading (dBuV)		Emission (dBuV/m)		Limit Line (dBuV/m)		Over Limit (dB)	
				PK	AV	PK	AV	PK	AV	PK	AV
5350.00	-26.99	33.68	H	30.82	21.31	37.51	28.00	68.3	48.3	-30.79	-20.30
5350.00	-26.99	33.68	V	31.66	21.73	38.35	28.42	68.3	48.3	-29.95	-19.88
5369.25	-26.95	33.70	H	33.06	22.97	39.81	29.72	68.3	48.3	-28.49	-18.58
5394.81	-26.88	33.72	V	33.22	22.74	40.05	29.57	68.3	48.3	-28.25	-18.73

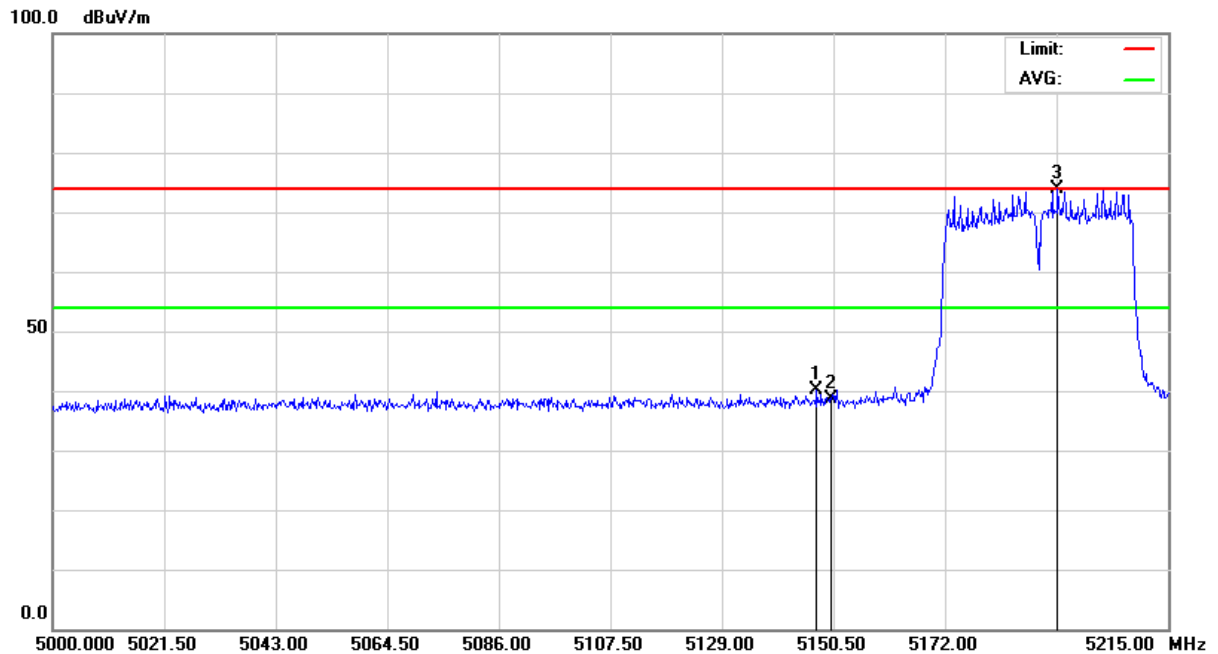


Below 5150MHz (n - HT40_CH38)

Antenna Polarization : Horizontal



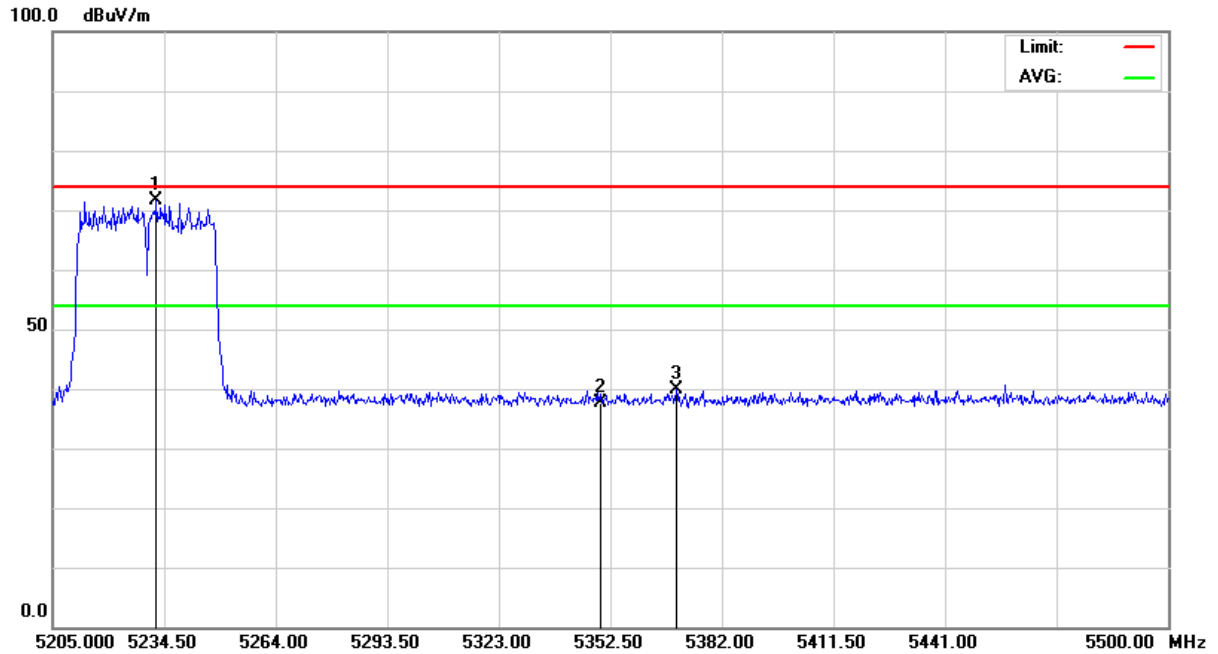
Antenna Polarization : Vertical



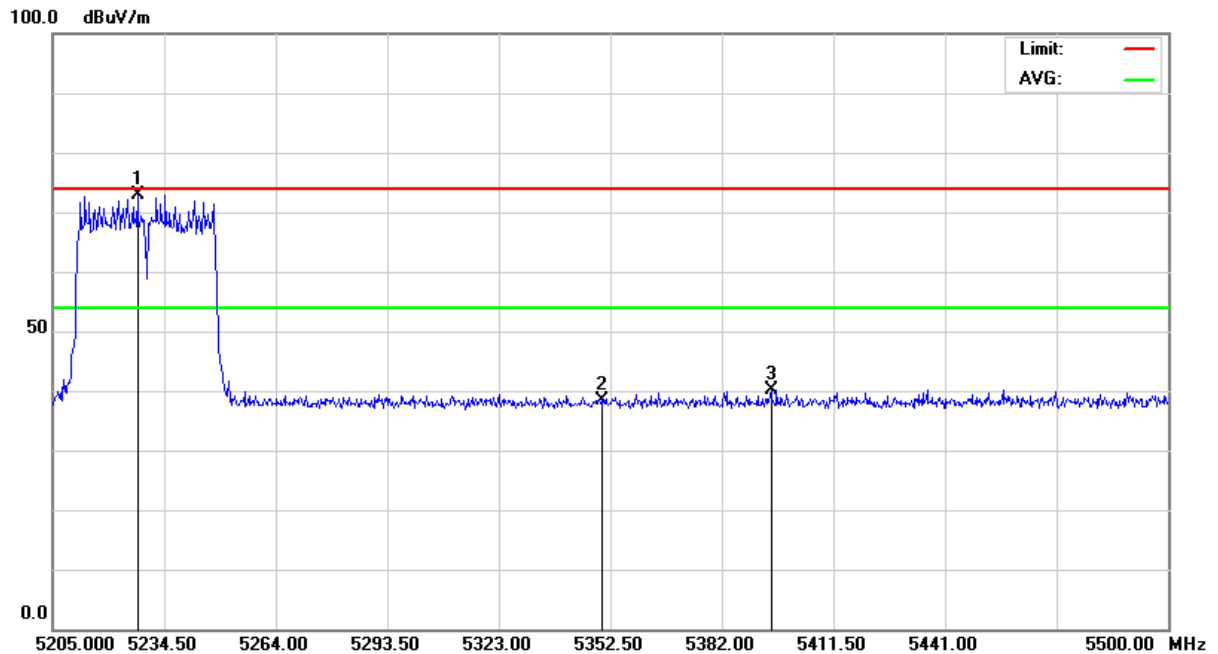


Above 5350MHz (n - HT40_CH46)

Antenna Polarization : Horizontal



Antenna Polarization : Vertical



**Spectrum Research & Testing Lab., Inc.**

No.167, Ln. 780, Shan-Tong Rd., Ling 8, Shan-Tong Li, Chung-Li City, Taoyuan County 320, Taiwan (R.O.C.)

TEST REPORTReference No.: A15102101
Report No.: FCCA15102101-01
FCC ID : ZME-MLWG3
Page: 370 of 484
Date: Dec. 22, 2015

Below 5150MHz (ac - HT40_CH38)

Temperature:	22 °C	Humidity:	69 %RH
Frequency Range:	5.00 GHz – 5.215 GHz	Tested Mode:	MLWG3_5.1G 802.11ac - HT40
Detector Type:	PK. and AV.	IF Bandwidth:	1 MHz
Tested By:	Richard Lin	Tested Date:	Dec. 04, 2015

Frequency (MHz)	Correct Factor (dB)	Ant. Fac. (dB/m)	Ant. Pol. (H/V)	Reading (dBuV)		Emission (dBuV/m)		Limit Line (dBuV/m)		Over Limit (dB)	
				PK	AV	PK	AV	PK	AV	PK	AV
5126.49	-27.57	33.50	H	33.54	24.40	39.47	30.33	68.3	48.3	-28.83	-17.97
5136.36	-27.54	33.51	V	35.11	25.70	41.08	31.67	68.3	48.3	-27.22	-16.63
5150.00	-27.51	33.52	H	31.51	20.68	37.52	26.69	68.3	48.3	-30.78	-21.61
5150.00	-27.51	33.52	V	31.72	20.24	37.73	26.25	68.3	48.3	-30.57	-22.05

Above 5350MHz (ac - HT40_CH46)

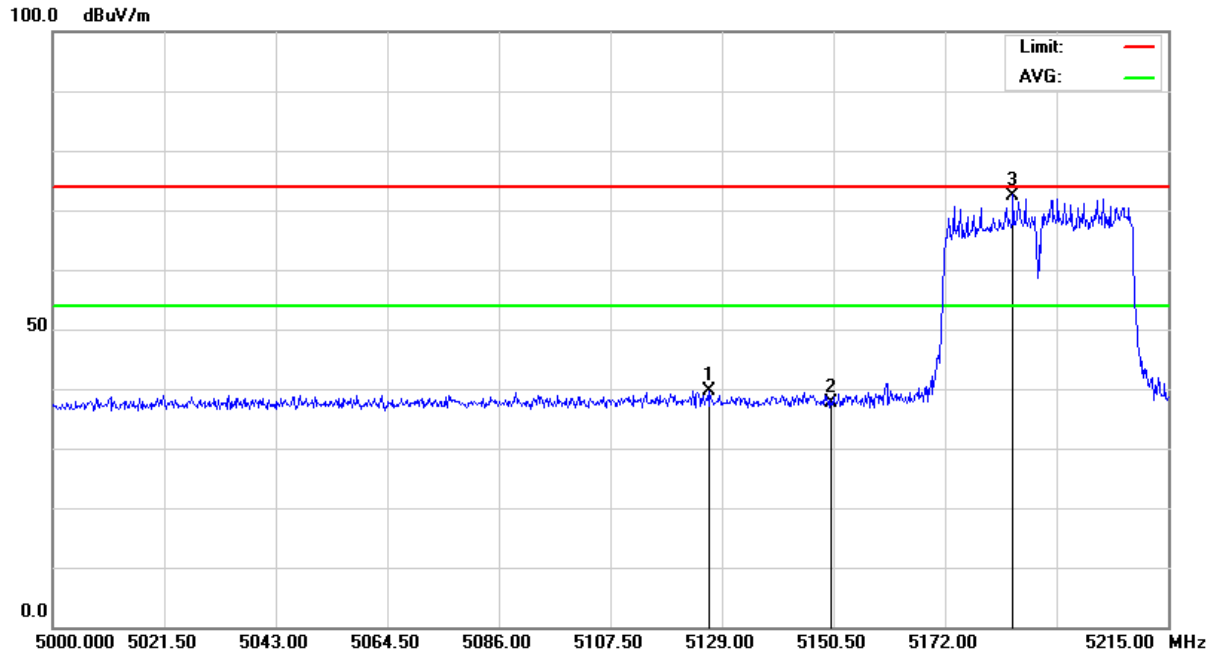
Temperature:	22 °C	Humidity:	69 %RH
Frequency Range:	5.205 GHz – 5.50 GHz	Tested Mode:	MLWG3_5.1G 802.11ac - HT40
Detector Type:	PK. and AV.	IF Bandwidth:	1 MHz
Tested By:	Richard Lin	Tested Date:	Dec. 04, 2015

Frequency (MHz)	Correct Factor (dB)	Ant. Fac. (dB/m)	Ant. Pol. (H/V)	Reading (dBuV)		Emission (dBuV/m)		Limit Line (dBuV/m)		Over Limit (dB)	
				PK	AV	PK	AV	PK	AV	PK	AV
5350.00	-26.99	33.68	H	30.90	19.83	37.59	26.52	68.3	48.3	-30.71	-21.78
5350.00	-26.99	33.68	V	31.17	21.07	37.86	27.76	68.3	48.3	-30.44	-20.54
5387.64	-26.90	33.71	H	33.66	23.38	40.47	30.19	68.3	48.3	-27.83	-18.11
5374.56	-26.93	33.70	V	33.87	24.50	40.64	31.27	68.3	48.3	-27.66	-17.03

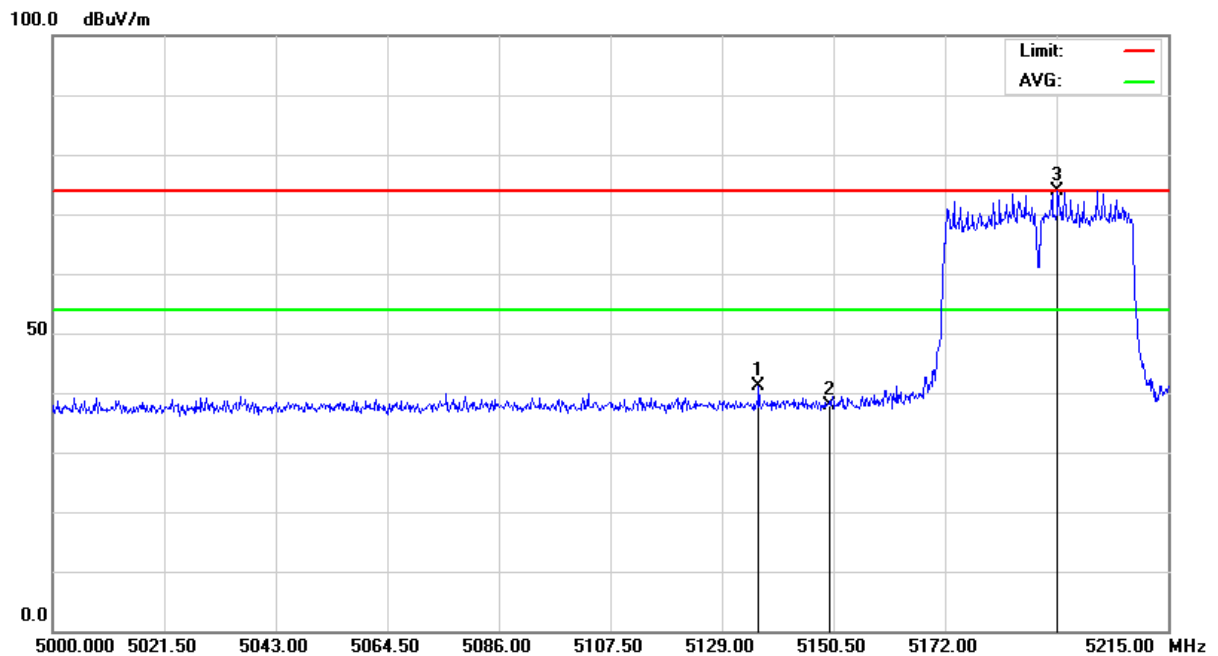


Below 5150MHz (ac - HT40_CH38)

Antenna Polarization : Horizontal



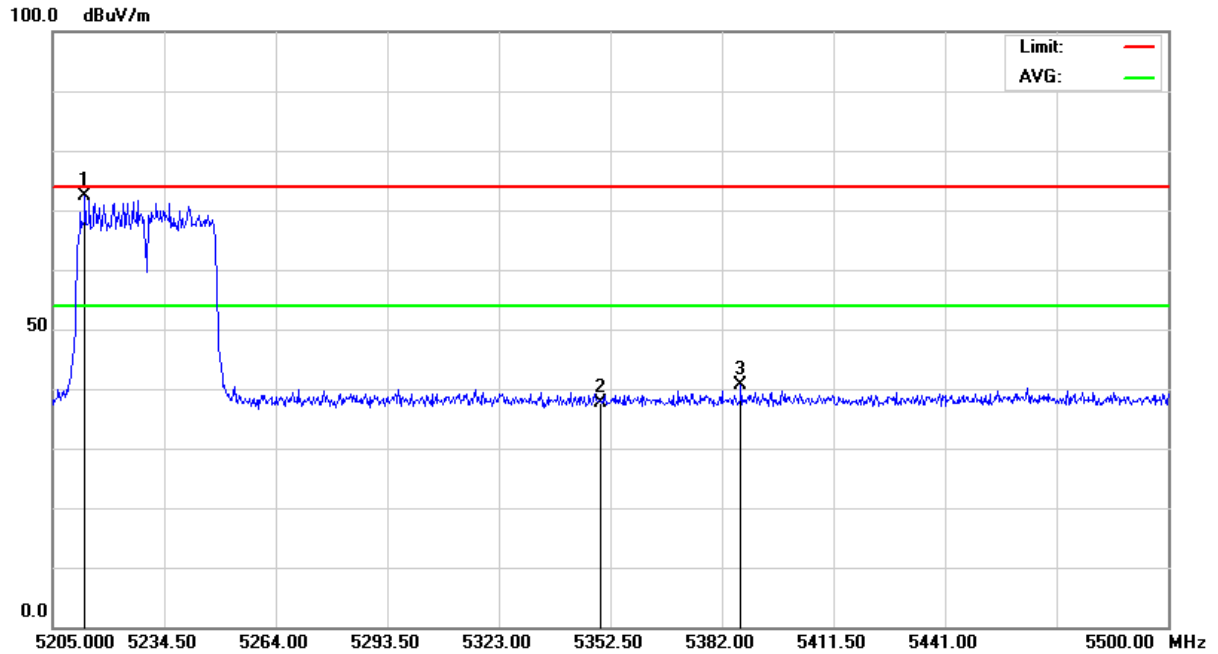
Antenna Polarization : Vertical



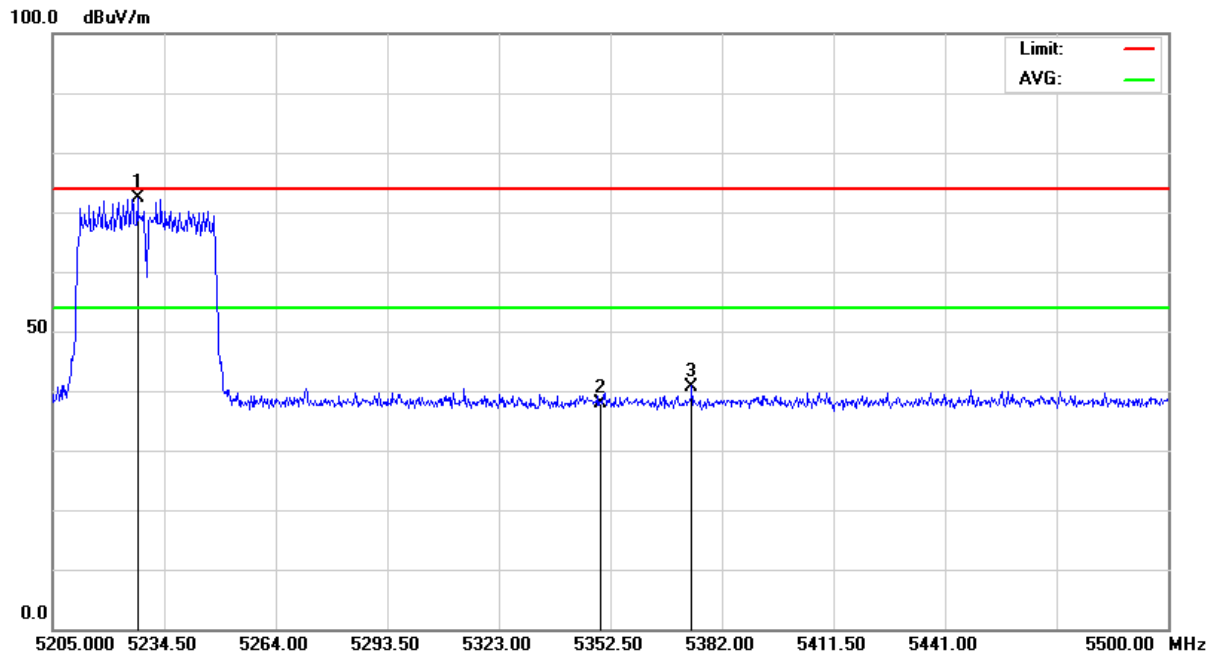


Above 5350MHz (ac - HT40_CH46)

Antenna Polarization : Horizontal



Antenna Polarization : Vertical





Spectrum Research & Testing Lab., Inc.
 No.167, Ln. 780, Shan-Tong Rd., Ling 8, Shan-Tong Li, Chung-Li City, Taoyuan County 320, Taiwan (R.O.C.)

TEST REPORT

Reference No.: A15102101
 Report No.: FCCA15102101-01
 FCC ID : ZME-MLWG3
 Page: 373 of 484
 Date: Dec. 22, 2015

Below 5150MHz (ac - HT80_CH42)

Temperature:	22 °C	Humidity:	69 %RH
Frequency Range:	5.00 GHz – 5.255 GHz	Tested Mode:	MLWG3_5.1G 802.11ac - HT80
Detector Type:	PK. and AV.	IF Bandwidth:	1 MHz
Tested By:	Richard Lin	Tested Date:	Dec. 04, 2015

Frequency (MHz)	Correct Factor (dB)	Ant. Fac. (dB/m)	Ant. Pol. (H/V)	Reading (dBuV)		Emission (dBuV/m)		Limit Line (dBuV/m)		Over Limit (dB)	
				PK	AV	PK	AV	PK	AV	PK	AV
5134.83	-27.55	33.51	H	34.72	24.51	40.68	30.47	68.3	48.3	-27.62	-17.83
5118.24	-27.59	33.49	V	33.63	22.14	39.54	28.05	68.3	48.3	-28.76	-20.25
5150.00	-27.51	33.52	H	30.93	21.37	36.94	27.38	68.3	48.3	-31.36	-20.92
5150.00	-27.51	33.52	V	31.27	19.56	37.28	25.57	68.3	48.3	-31.02	-22.73

Above 5350MHz (ac - HT80_CH42)

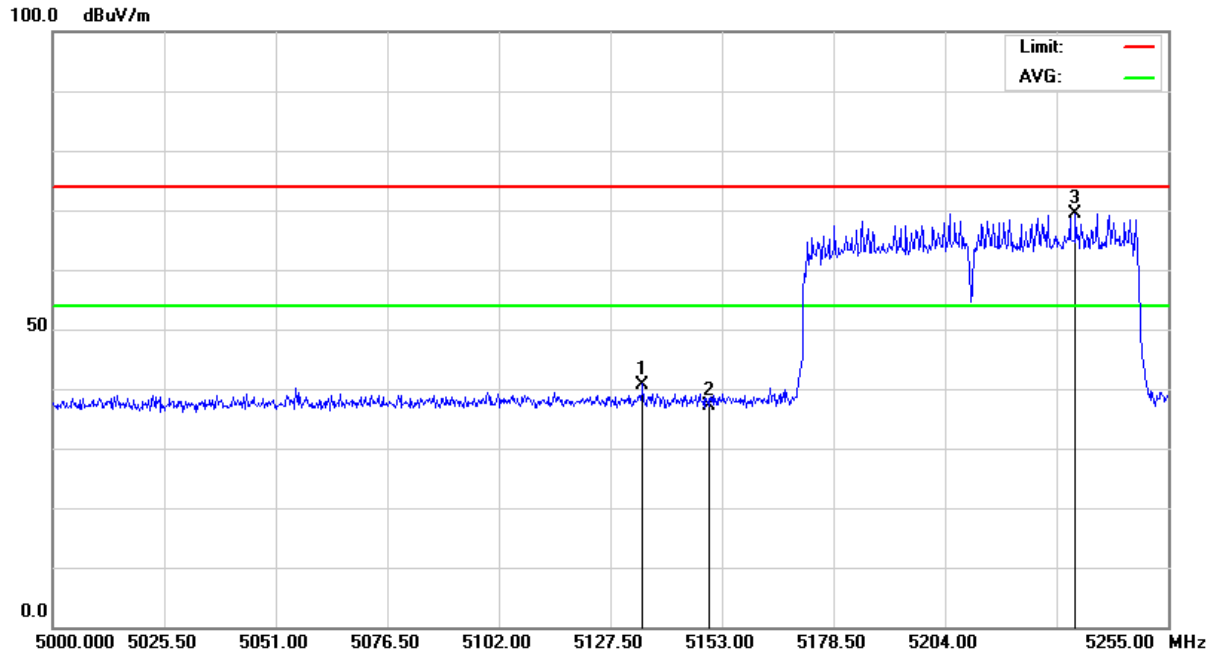
Temperature:	22 °C	Humidity:	69 %RH
Frequency Range:	5.165 GHz – 5.50 GHz	Tested Mode:	MLWG3_5.1G 802.11ac - HT80
Detector Type:	PK. and AV.	IF Bandwidth:	1 MHz
Tested By:	Richard Lin	Tested Date:	Dec. 04, 2015

Frequency (MHz)	Correct Factor (dB)	Ant. Fac. (dB/m)	Ant. Pol. (H/V)	Reading (dBuV)		Emission (dBuV/m)		Limit Line (dBuV/m)		Over Limit (dB)	
				PK	AV	PK	AV	PK	AV	PK	AV
5350.00	-26.99	33.68	H	31.11	21.08	37.80	27.77	68.3	48.3	-30.50	-20.53
5350.00	-26.99	33.68	V	31.82	22.46	38.51	29.15	68.3	48.3	-29.79	-19.15
5374.58	-26.93	33.70	H	33.67	21.95	40.44	28.72	68.3	48.3	-27.86	-19.58
5378.45	-26.92	33.70	V	33.49	23.38	40.27	30.16	68.3	48.3	-28.03	-18.14

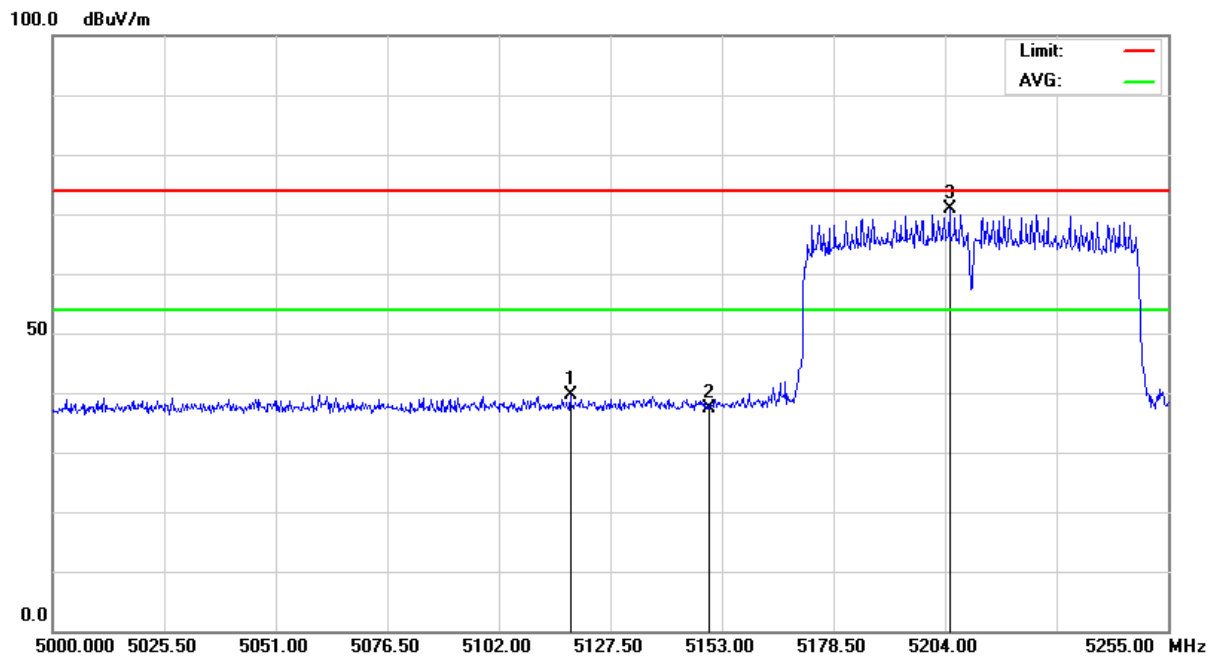


Below 5150MHz (ac - HT80_CH42)

Antenna Polarization : Horizontal



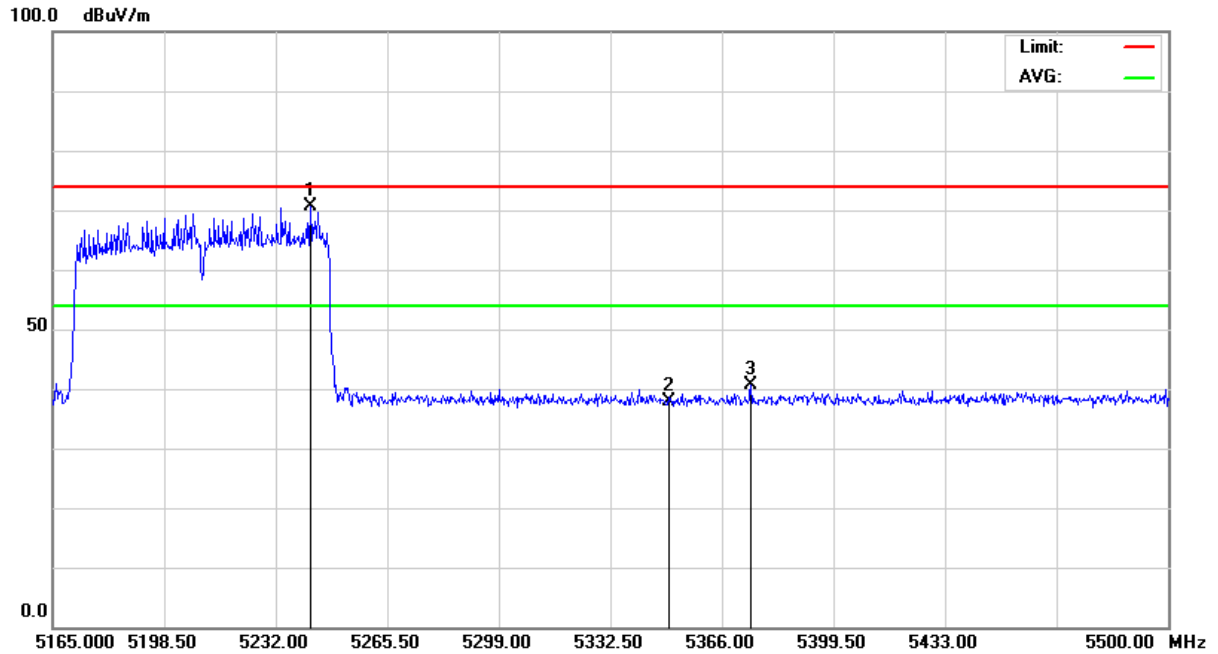
Antenna Polarization : Vertical



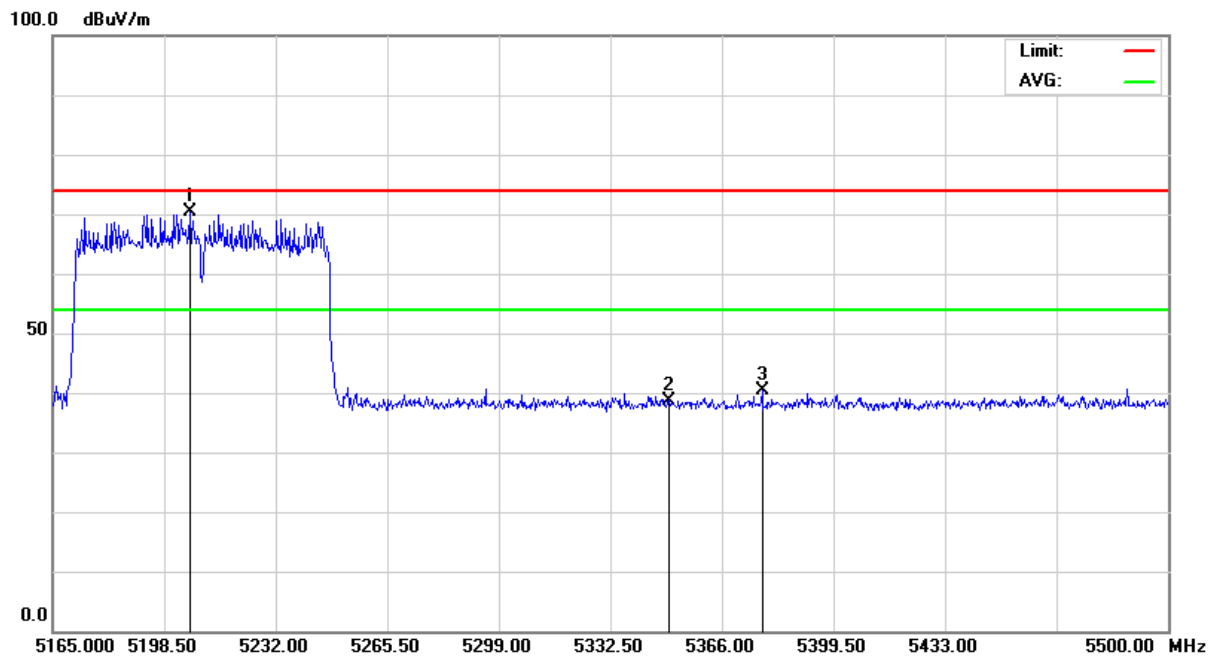


Above 5350MHz (ac - HT80_CH42)

Antenna Polarization : Horizontal



Antenna Polarization : Vertical





Spectrum Research & Testing Lab., Inc.
 No.167, Ln. 780, Shan-Tong Rd., Ling 8, Shan-Tong Li, Chung-Li City, Taoyuan County 320, Taiwan (R.O.C.)

TEST REPORT

Reference No.: A15102101
 Report No.: FCCA15102101-01
 FCC ID : ZME-MLWG3
 Page: 376 of 484
 Date: Dec. 22, 2015

Below 5725MHz (a_CH149)

Temperature:	20 °C	Humidity:	60 %RH
Frequency Range:	5.60 GHz – 5.76 GHz	Tested Mode:	MLWG3_5.8G 802.11a
Detector Type:	PK. and AV.	IF Bandwidth:	1 MHz
Tested By:	Richard Lin	Tested Date:	Nov. 30, 2015

Frequency (MHz)	Correct Factor (dB)	Ant. Fac. (dB/m)	Ant. Pol. (H/V)	Reading (dBuV)		Emission (dBuV/m)		Limit Line (dBuV/m)		Over Limit (dB)	
				PK	AV	PK	AV	PK	AV	PK	AV
5716.37	-26.91	33.80	H	34.05	23.51	40.94	30.40	68.3	48.3	-27.36	-17.90
5717.49	-26.91	33.80	V	32.51	22.07	39.40	28.96	68.3	48.3	-28.90	-19.34
5725.00	-26.92	33.80	H	31.51	21.12	38.39	28.00	68.3	48.3	-29.91	-20.30
5725.00	-26.92	33.80	V	29.32	18.89	36.20	25.77	68.3	48.3	-32.10	-22.53

Above 5850MHz (a_CH165)

Temperature:	20 °C	Humidity:	60 %RH
Frequency Range:	5.81 GHz – 6.00 GHz	Tested Mode:	MLWG3_5.8G 802.11a
Detector Type:	PK. and AV.	IF Bandwidth:	1 MHz
Tested By:	Richard Lin	Tested Date:	Nov. 30, 2015

Frequency (MHz)	Correct Factor (dB)	Ant. Fac. (dB/m)	Ant. Pol. (H/V)	Reading (dBuV)		Emission (dBuV/m)		Limit Line (dBuV/m)		Over Limit (dB)	
				PK	AV	PK	AV	PK	AV	PK	AV
5850.00	-27.09	33.80	H	30.24	19.78	36.95	26.49	68.3	48.3	-31.35	-21.81
5850.00	-27.09	33.80	V	30.00	19.54	36.71	26.25	68.3	48.3	-31.59	-22.05
5879.31	-27.13	33.80	H	32.98	22.46	39.65	29.13	68.3	48.3	-28.65	-19.17
5889.93	-27.15	33.80	V	31.83	21.34	38.48	27.99	68.3	48.3	-29.82	-20.31



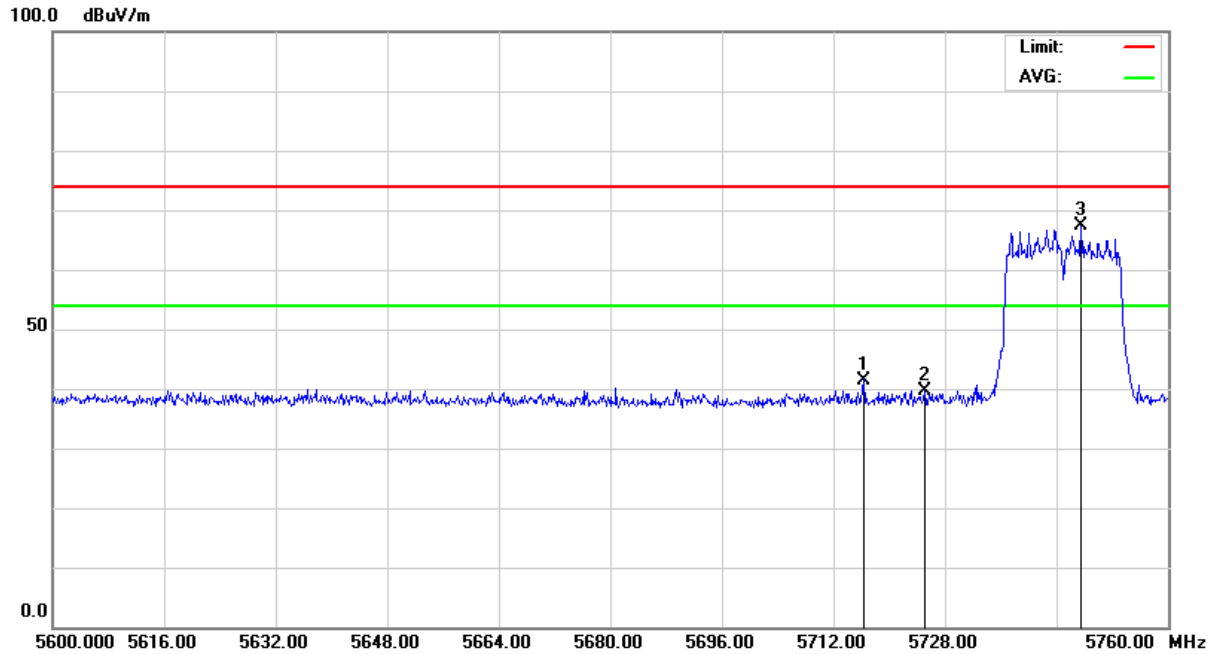
Spectrum Research & Testing Lab., Inc.
No.167, Ln. 780, Shan-Tong Rd., Ling 8, Shan-Tong Li, Chung-Li City, Taoyuan County 320, Taiwan (R.O.C.)

TEST REPORT

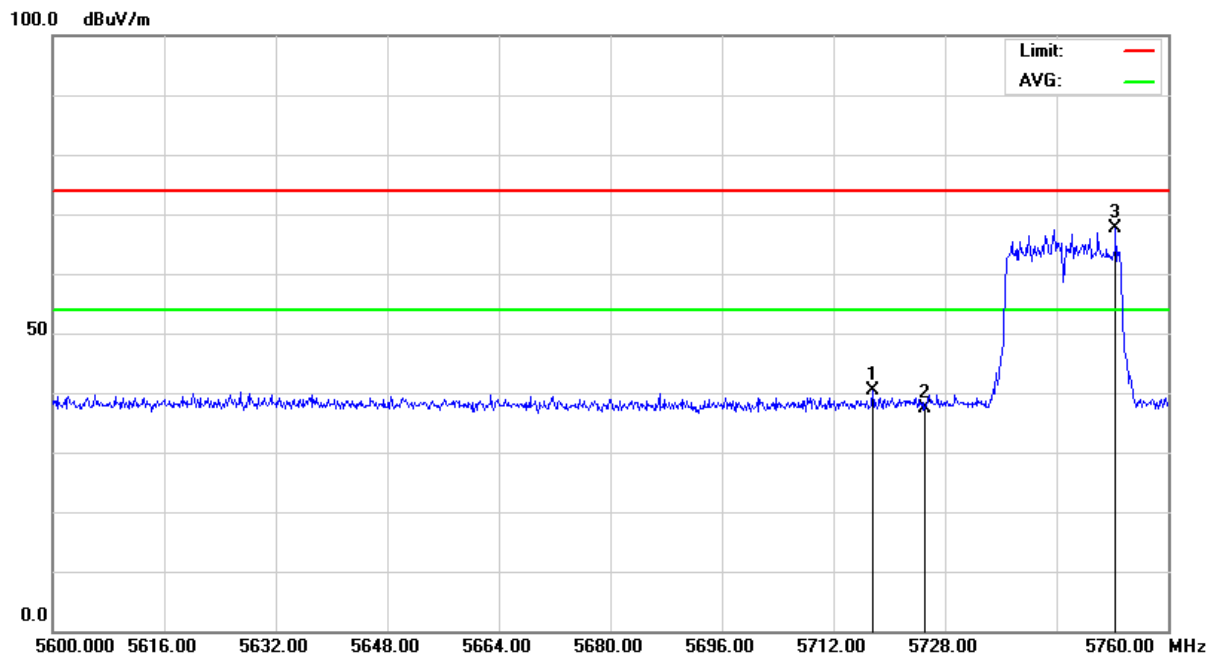
Reference No.: A15102101
Report No.: FCCA15102101-01
FCC ID : ZME-MLWG3
Page: 377 of 484
Date: Dec. 22, 2015

Below 5725MHz (a_CH149)

Antenna Polarization : Horizontal



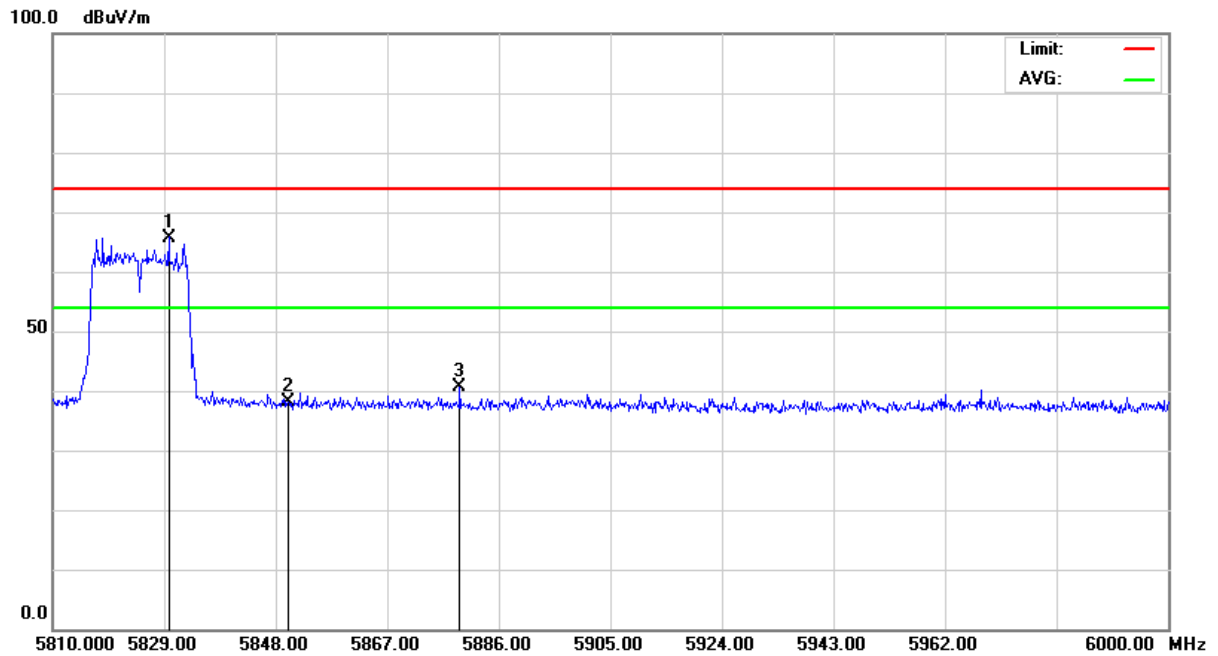
Antenna Polarization : Vertical



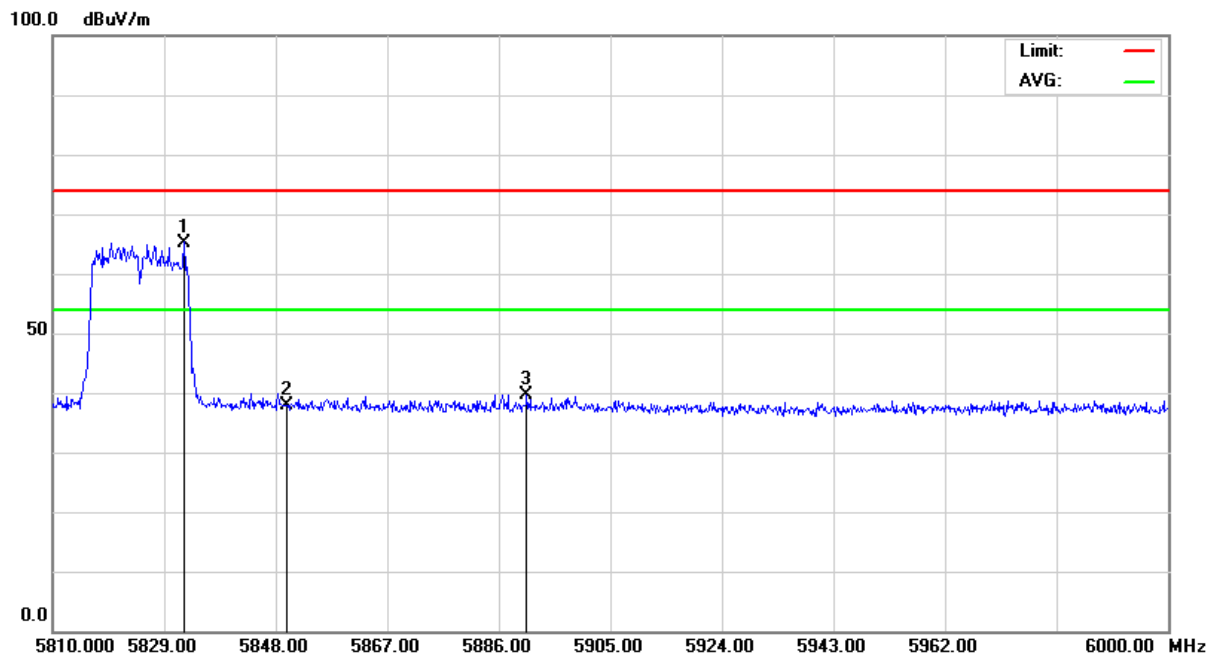


Above 5850MHz (a_CH165)

Antenna Polarization : Horizontal



Antenna Polarization : Vertical



**Spectrum Research & Testing Lab., Inc.**

No.167,Ln. 780, Shan-Tong Rd.,Ling 8, Shan-Tong Li, Chung-Li City, Taoyuan County 320, Taiwan (R.O.C.)

TEST REPORTReference No.: A15102101
Report No.: FCCA15102101-01
FCC ID : ZME-MLWG3
Page: 379 of 484
Date: Dec. 22, 2015

Below 5725MHz (n - HT20_CH149)

Temperature:	20 °C	Humidity:	60 %RH
Frequency Range:	5.60 GHz – 5.76 GHz	Tested Mode:	MLWG3_5.8G 802.11n - HT20
Detector Type:	PK. and AV.	IF Bandwidth:	1 MHz
Tested By:	Richard Lin	Tested Date:	Nov. 30, 2015

Frequency (MHz)	Correct Factor (dB)	Ant. Fac. (dB/m)	Ant. Pol. (H/V)	Reading (dBuV)		Emission (dBuV/m)		Limit Line (dBuV/m)		Over Limit (dB)	
				PK	AV	PK	AV	PK	AV	PK	AV
5688.15	-26.87	33.80	H	32.42	21.93	39.35	28.86	68.3	48.3	-28.95	-19.44
5702.27	-26.89	33.80	V	32.60	22.15	39.51	29.06	68.3	48.3	-28.79	-19.24
5725.00	-26.92	33.80	H	31.34	20.89	38.22	27.77	68.3	48.3	-30.08	-20.53
5725.00	-26.92	33.80	V	30.83	20.34	37.71	27.22	68.3	48.3	-30.59	-21.08

Above 5850MHz (n - HT20_CH165)

Temperature:	20 °C	Humidity:	60 %RH
Frequency Range:	5.81 GHz – 6.00 GHz	Tested Mode:	MLWG3_5.8G 802.11n - HT20
Detector Type:	PK. and AV.	IF Bandwidth:	1 MHz
Tested By:	Richard Lin	Tested Date:	Nov. 30, 2015

Frequency (MHz)	Correct Factor (dB)	Ant. Fac. (dB/m)	Ant. Pol. (H/V)	Reading (dBuV)		Emission (dBuV/m)		Limit Line (dBuV/m)		Over Limit (dB)	
				PK	AV	PK	AV	PK	AV	PK	AV
5850.00	-27.09	33.80	H	30.37	19.85	37.08	26.56	68.3	48.3	-31.22	-21.74
5850.00	-27.09	33.80	V	29.94	19.47	36.65	26.18	68.3	48.3	-31.65	-22.12
5875.60	-27.13	33.80	H	32.92	22.51	39.59	29.18	68.3	48.3	-28.71	-19.12
5859.44	-27.11	33.80	V	32.24	21.73	38.93	28.42	68.3	48.3	-29.37	-19.88



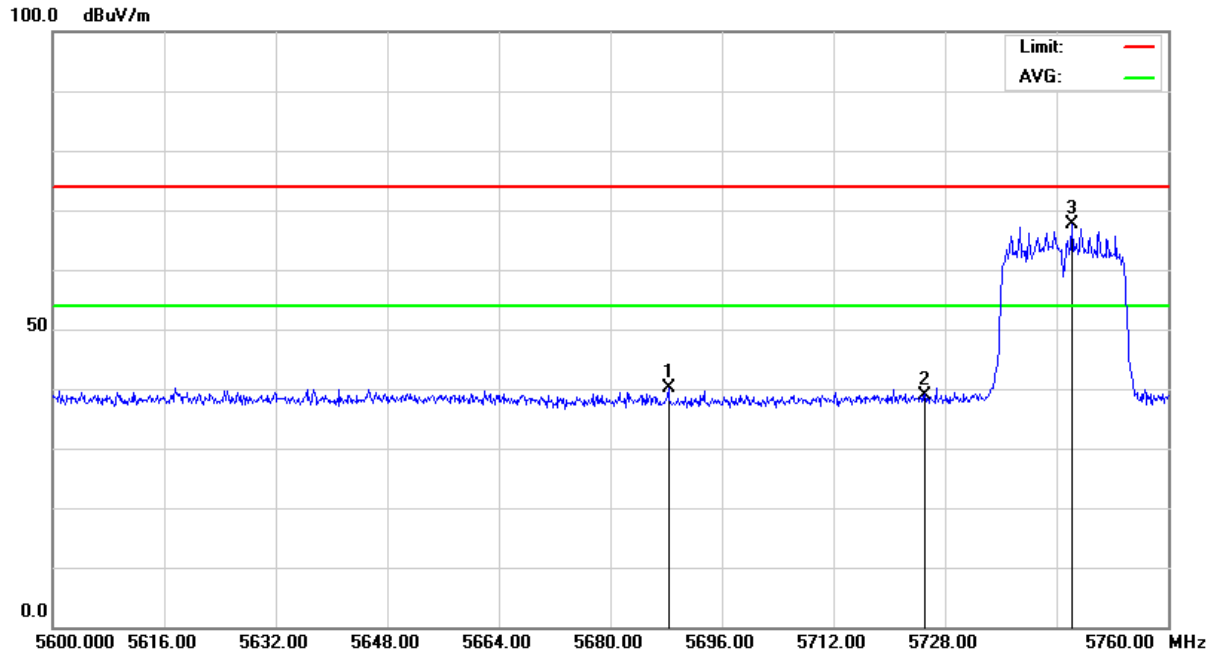
Spectrum Research & Testing Lab., Inc.
No.167, Ln. 780, Shan-Tong Rd., Ling 8, Shan-Tong Li, Chung-Li City, Taoyuan County 320, Taiwan (R.O.C.)

TEST REPORT

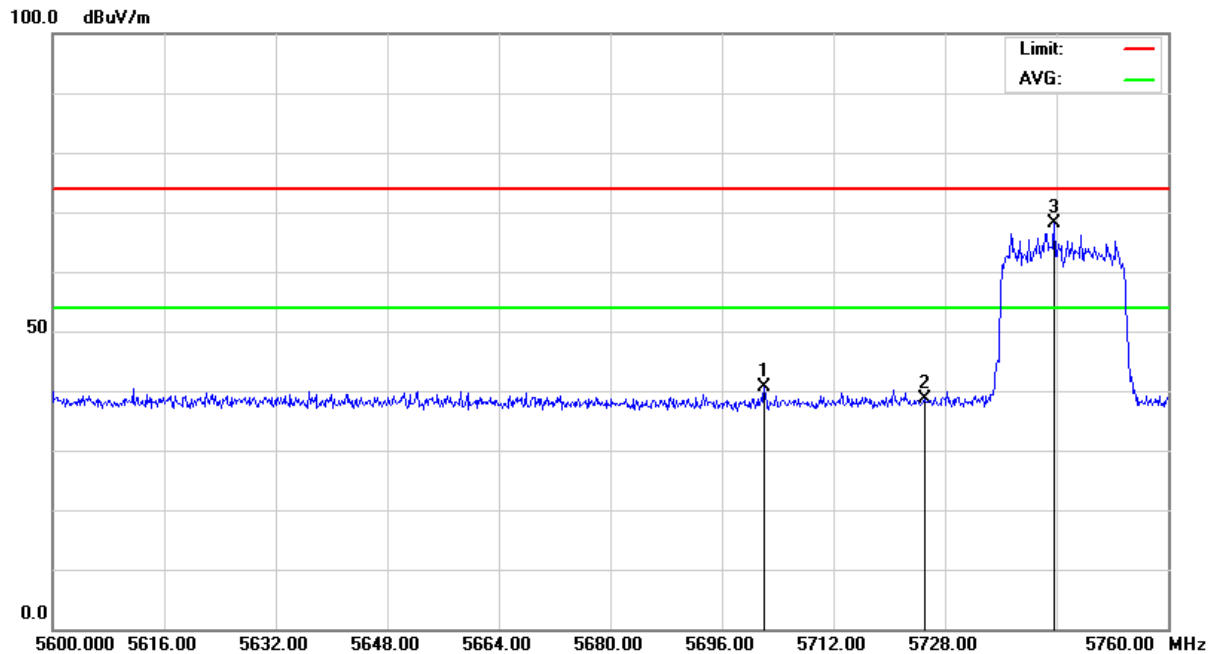
Reference No.: A15102101
Report No.: FCCA15102101-01
FCC ID : ZME-MLWG3
Page: 380 of 484
Date: Dec. 22, 2015

Below 5725MHz (n - HT20_CH149)

Antenna Polarization : Horizontal



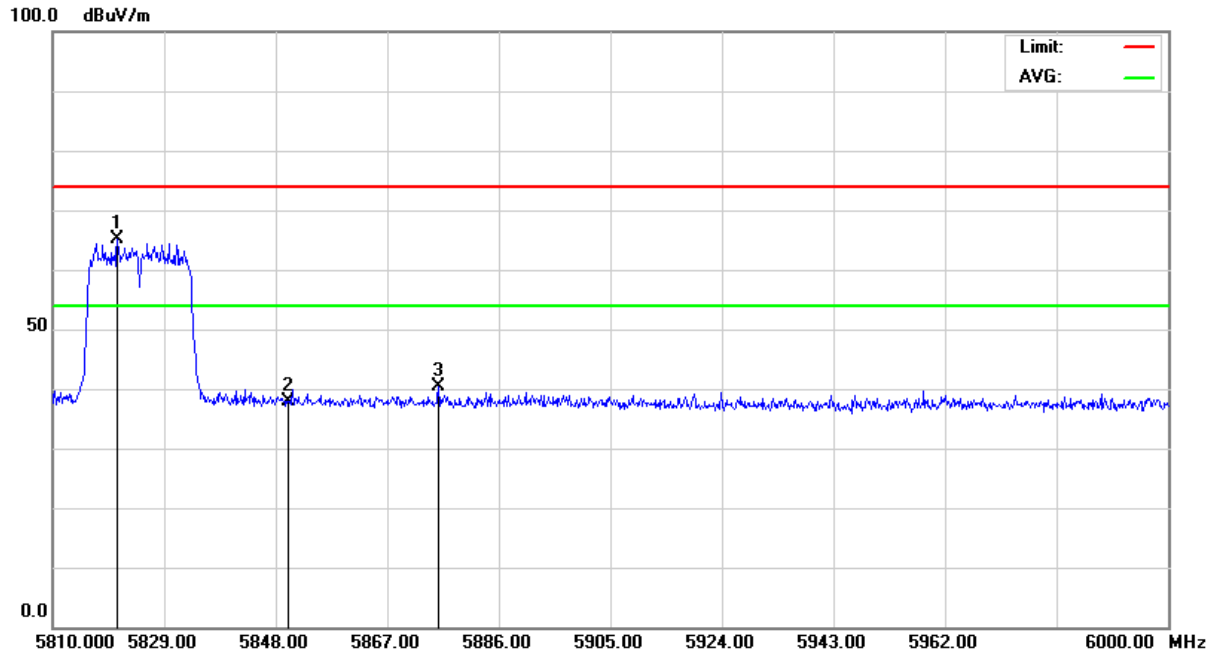
Antenna Polarization : Vertical



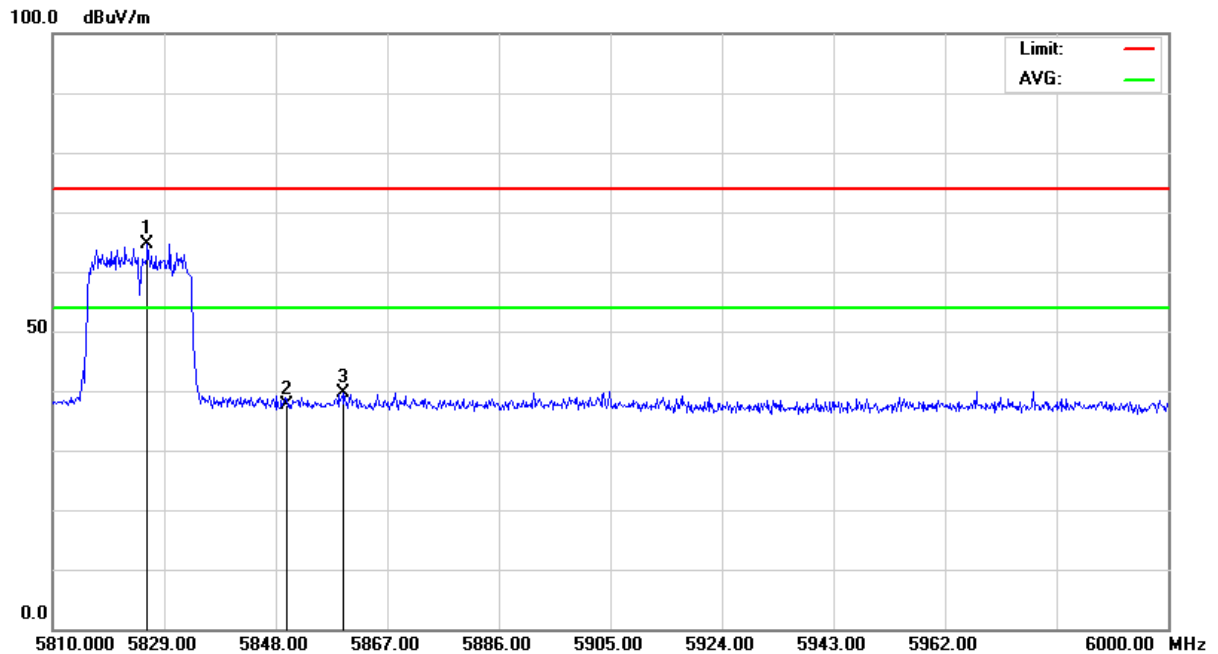


Above 5850MHz (n - HT20_CH165)

Antenna Polarization : Horizontal



Antenna Polarization : Vertical





Spectrum Research & Testing Lab., Inc.
 No.167, Ln. 780, Shan-Tong Rd., Ling 8, Shan-Tong Li, Chung-Li City, Taoyuan County 320, Taiwan (R.O.C.)

TEST REPORT

Reference No.: A15102101
 Report No.: FCCA15102101-01
 FCC ID : ZME-MLWG3
 Page: 382 of 484
 Date: Dec. 22, 2015

Below 5725MHz (ac - HT20_CH149)

Temperature:	20 °C	Humidity:	60 %RH
Frequency Range:	5.60 GHz – 5.76 GHz	Tested Mode:	MLWG3_5.8G 802.11ac - HT20
Detector Type:	PK. and AV.	IF Bandwidth:	1 MHz
Tested By:	Richard Lin	Tested Date:	Nov. 30, 2015

Frequency (MHz)	Correct Factor (dB)	Ant. Fac. (dB/m)	Ant. Pol. (H/V)	Reading (dBuV)		Emission (dBuV/m)		Limit Line (dBuV/m)		Over Limit (dB)	
				PK	AV	PK	AV	PK	AV	PK	AV
5710.94	-26.90	33.80	H	32.84	22.40	39.74	29.30	68.3	48.3	-28.56	-19.00
5721.13	-26.91	33.80	V	33.44	22.91	40.33	29.80	68.3	48.3	-27.97	-18.50
5725.00	-26.92	33.80	H	30.28	19.76	37.16	26.64	68.3	48.3	-31.14	-21.66
5725.00	-26.92	33.80	V	30.77	20.31	37.65	27.19	68.3	48.3	-30.65	-21.11

Above 5850MHz (ac - HT20_CH165)

Temperature:	20 °C	Humidity:	60 %RH
Frequency Range:	5.81 GHz – 6.00 GHz	Tested Mode:	MLWG3_5.8G 802.11ac - HT20
Detector Type:	PK. and AV.	IF Bandwidth:	1 MHz
Tested By:	Richard Lin	Tested Date:	Nov. 30, 2015

Frequency (MHz)	Correct Factor (dB)	Ant. Fac. (dB/m)	Ant. Pol. (H/V)	Reading (dBuV)		Emission (dBuV/m)		Limit Line (dBuV/m)		Over Limit (dB)	
				PK	AV	PK	AV	PK	AV	PK	AV
5850.00	-27.09	33.80	H	30.35	19.89	37.06	26.60	68.3	48.3	-31.24	-21.70
5850.00	-27.09	33.80	V	30.67	20.16	37.38	26.87	68.3	48.3	-30.92	-21.43
5866.39	-27.12	33.80	H	33.17	22.67	39.85	29.35	68.3	48.3	-28.45	-18.95
5857.17	-27.10	33.80	V	33.40	22.96	40.10	29.66	68.3	48.3	-28.20	-18.64



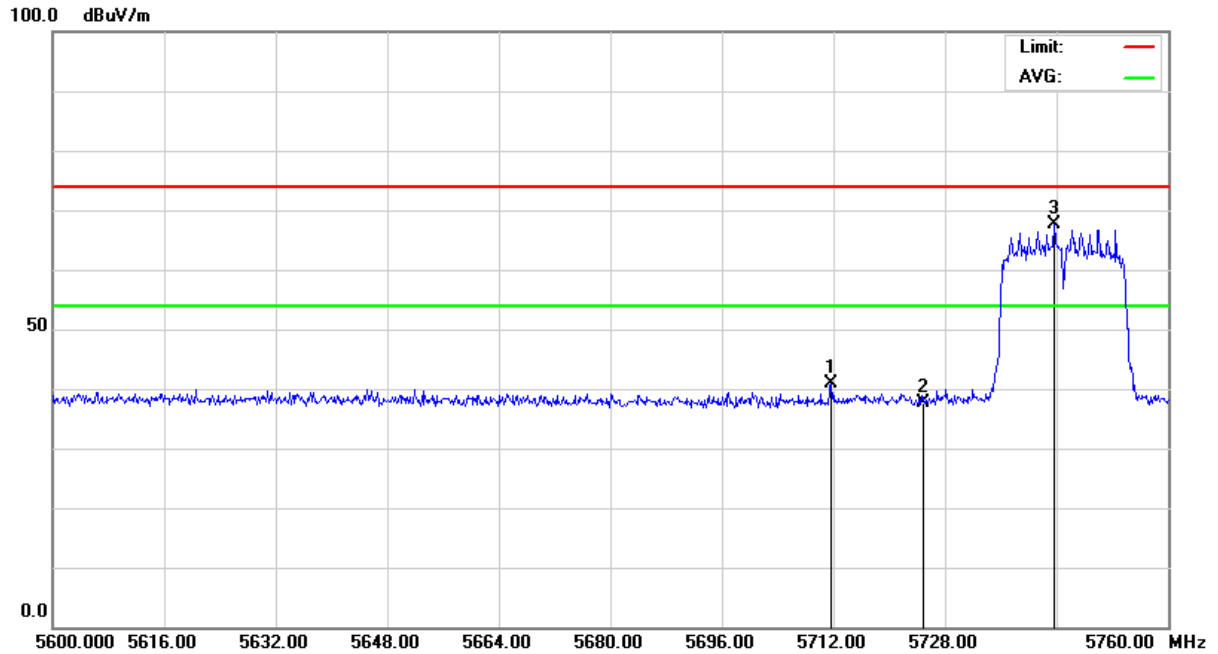
Spectrum Research & Testing Lab., Inc.
No.167, Ln. 780, Shan-Tong Rd., Ling 8, Shan-Tong Li, Chung-Li City, Taoyuan County 320, Taiwan (R.O.C.)

TEST REPORT

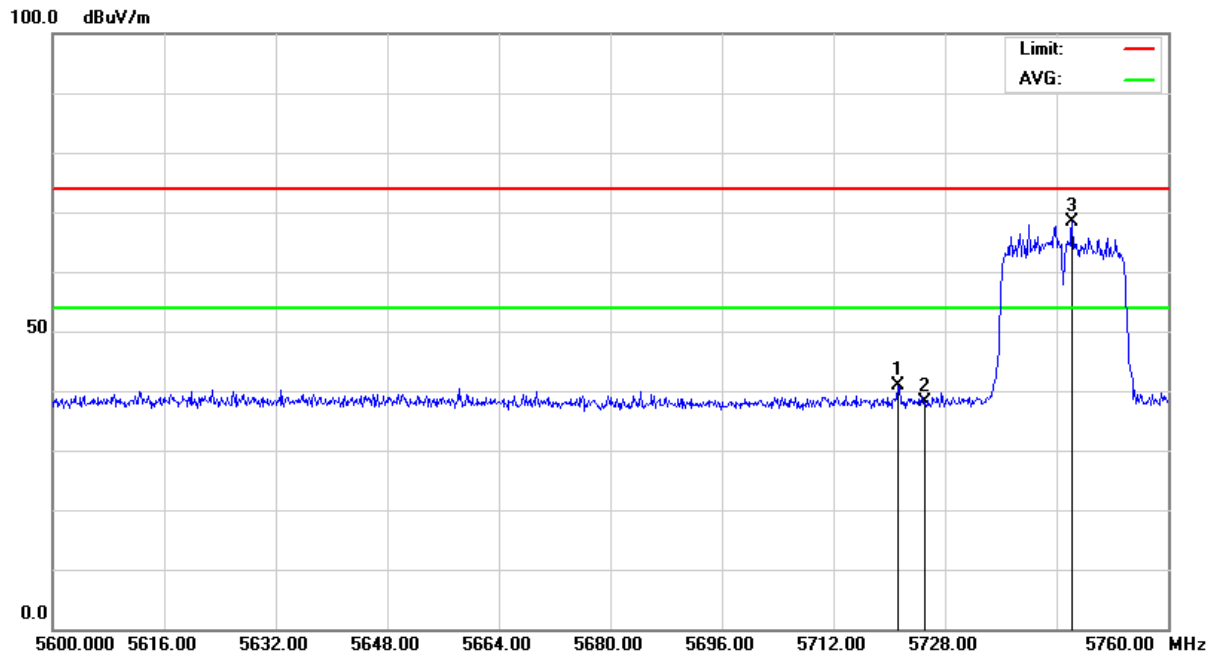
Reference No.: A15102101
Report No.: FCCA15102101-01
FCC ID : ZME-MLWG3
Page: 383 of 484
Date: Dec. 22, 2015

Below 5725MHz (ac - HT20_CH149)

Antenna Polarization : Horizontal



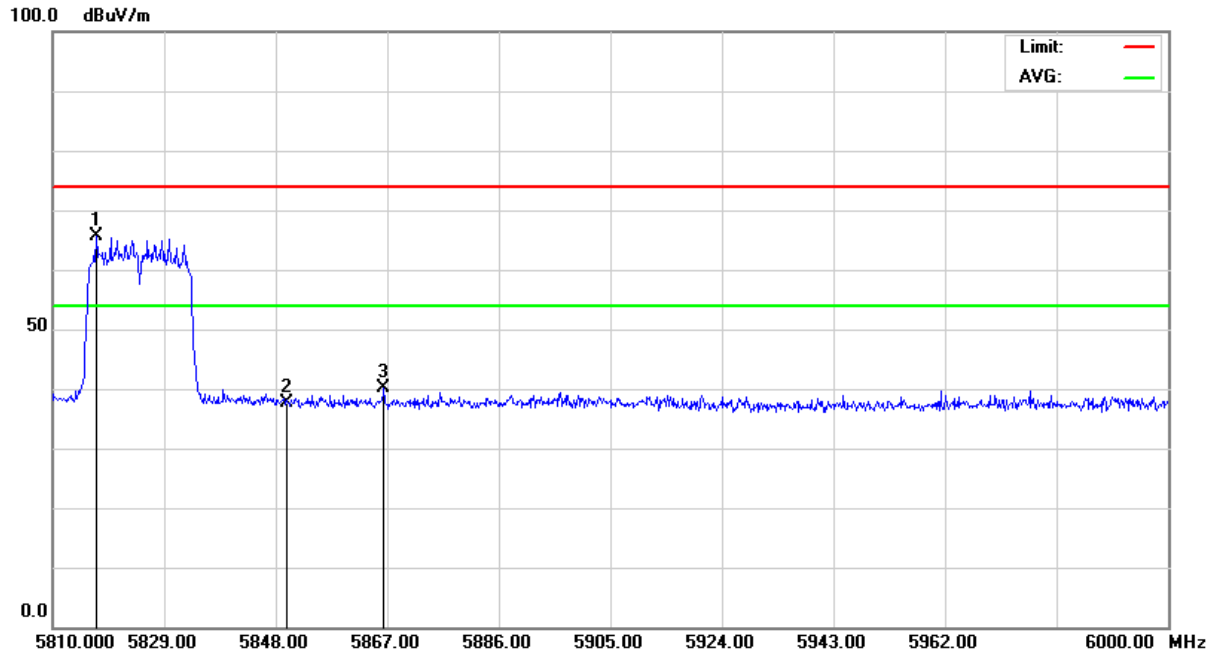
Antenna Polarization : Vertical



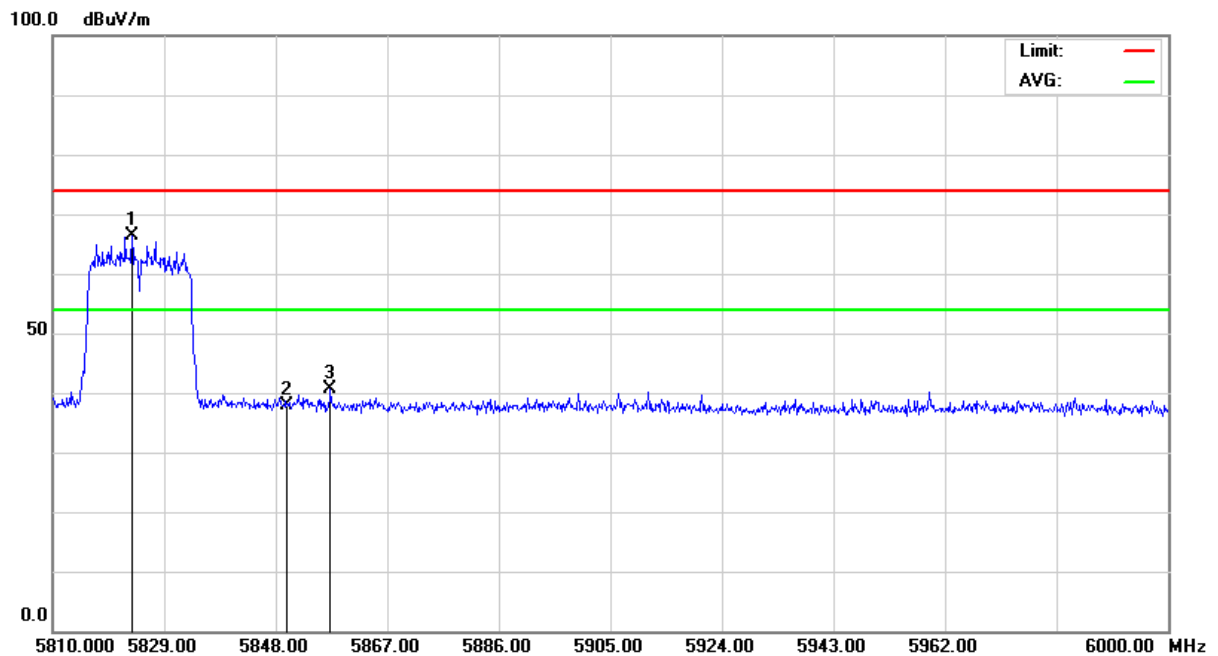


Above 5850MHz (ac - HT20_CH165)

Antenna Polarization : Horizontal



Antenna Polarization : Vertical



**Spectrum Research & Testing Lab., Inc.**

No.167, Ln. 780, Shan-Tong Rd., Ling 8, Shan-Tong Li, Chung-Li City, Taoyuan County 320, Taiwan (R.O.C.)

TEST REPORTReference No.: A15102101
Report No.: FCCA15102101-01
FCC ID : ZME-MLWG3
Page: 385 of 484
Date: Dec. 22, 2015

Below 5725MHz (n - HT40_CH151)

Temperature:	20 °C	Humidity:	60 %RH
Frequency Range:	5.60 GHz – 5.775 GHz	Tested Mode:	MLWG3_5.8G 802.11n - HT40
Detector Type:	PK. and AV.	IF Bandwidth:	1 MHz
Tested By:	Richard Lin	Tested Date:	Nov. 30, 2015

Frequency (MHz)	Correct Factor (dB)	Ant. Fac. (dB/m)	Ant. Pol. (H/V)	Reading (dBuV)		Emission (dBuV/m)		Limit Line (dBuV/m)		Over Limit (dB)	
				PK	AV	PK	AV	PK	AV	PK	AV
5715.68	-26.91	33.80	H	33.29	22.78	40.18	29.67	68.3	48.3	-28.12	-18.63
5716.52	-26.91	33.80	V	33.64	23.19	40.53	30.08	68.3	48.3	-27.77	-18.22
5725.00	-26.92	33.80	H	30.42	19.81	37.30	26.69	68.3	48.3	-31.00	-21.61
5725.00	-26.92	33.80	V	32.04	21.54	38.92	28.42	68.3	48.3	-29.38	-19.88

Above 5850MHz (n - HT40_CH159)

Temperature:	20 °C	Humidity:	60 %RH
Frequency Range:	5.77 GHz – 6.00 GHz	Tested Mode:	MLWG3_5.8G 802.11n - HT40
Detector Type:	PK. and AV.	IF Bandwidth:	1 MHz
Tested By:	Richard Lin	Tested Date:	Nov. 30, 2015

Frequency (MHz)	Correct Factor (dB)	Ant. Fac. (dB/m)	Ant. Pol. (H/V)	Reading (dBuV)		Emission (dBuV/m)		Limit Line (dBuV/m)		Over Limit (dB)	
				PK	AV	PK	AV	PK	AV	PK	AV
5850.00	-27.09	33.80	H	30.65	20.17	37.36	26.88	68.3	48.3	-30.94	-21.42
5850.00	-27.09	33.80	V	30.04	19.50	36.75	26.21	68.3	48.3	-31.55	-22.09
5873.42	-27.12	33.80	H	33.42	22.96	40.10	29.64	68.3	48.3	-28.20	-18.66
5858.53	-27.10	33.80	V	33.49	23.02	40.19	29.72	68.3	48.3	-28.11	-18.58



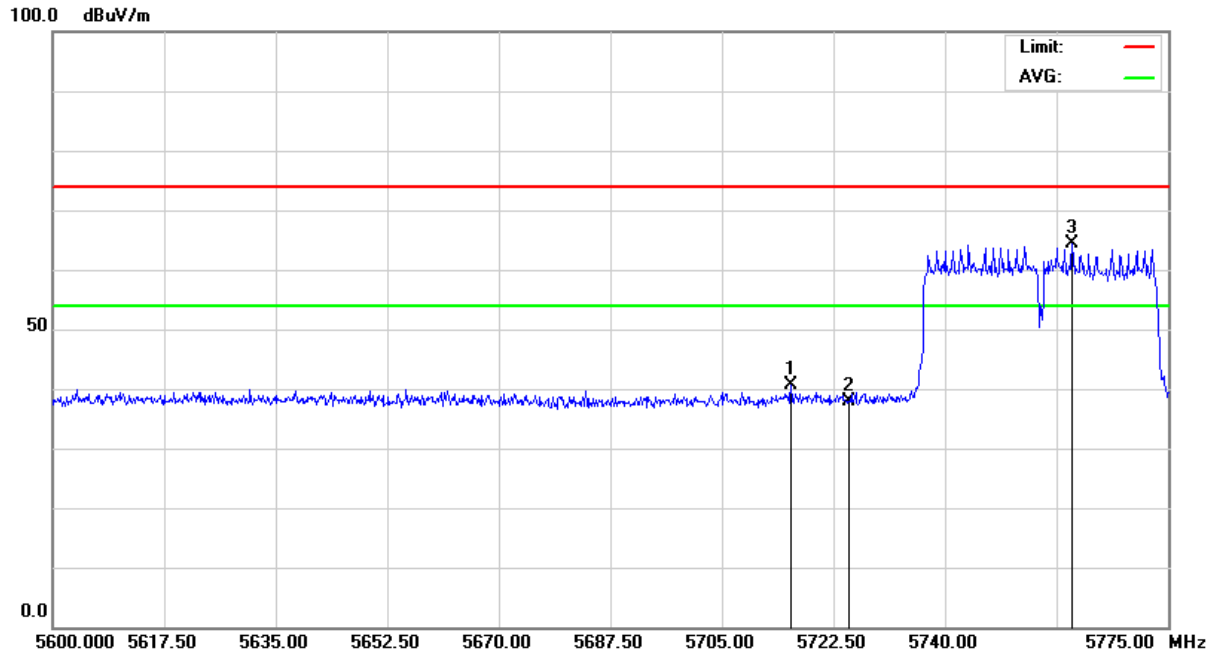
Spectrum Research & Testing Lab., Inc.
No.167, Ln. 780, Shan-Tong Rd., Ling 8, Shan-Tong Li, Chung-Li City, Taoyuan County 320, Taiwan (R.O.C.)

TEST REPORT

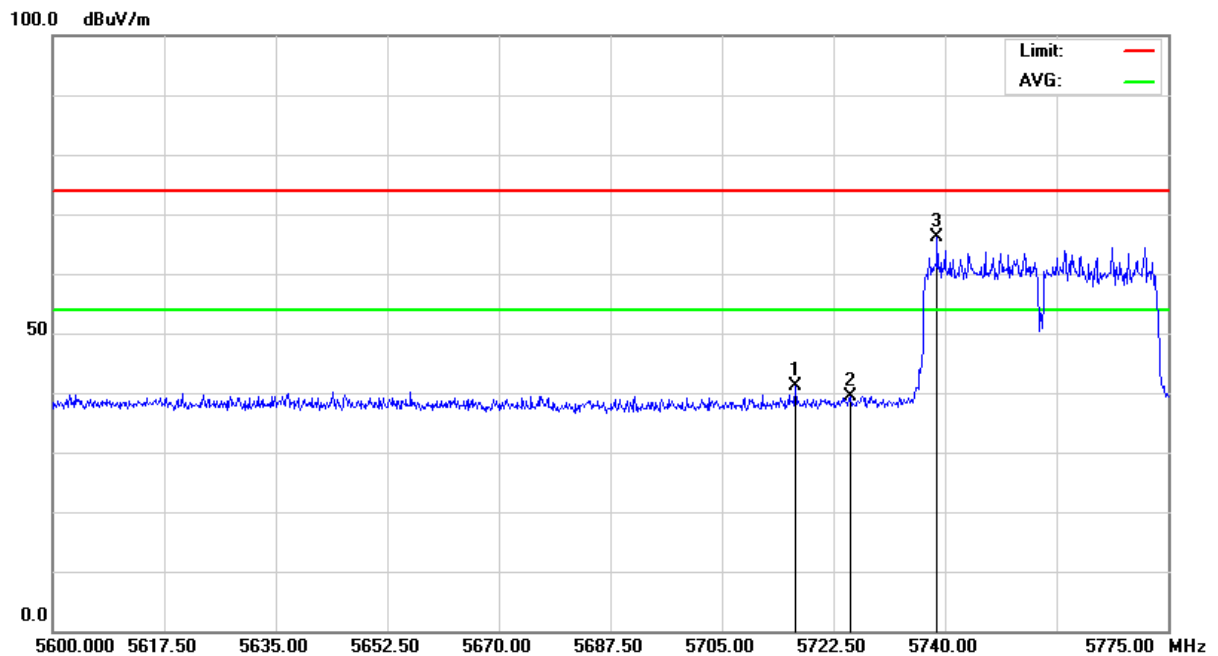
Reference No.: A15102101
Report No.: FCCA15102101-01
FCC ID : ZME-MLWG3
Page: 386 of 484
Date: Dec. 22, 2015

Below 5725MHz (n - HT40_CH151)

Antenna Polarization : Horizontal



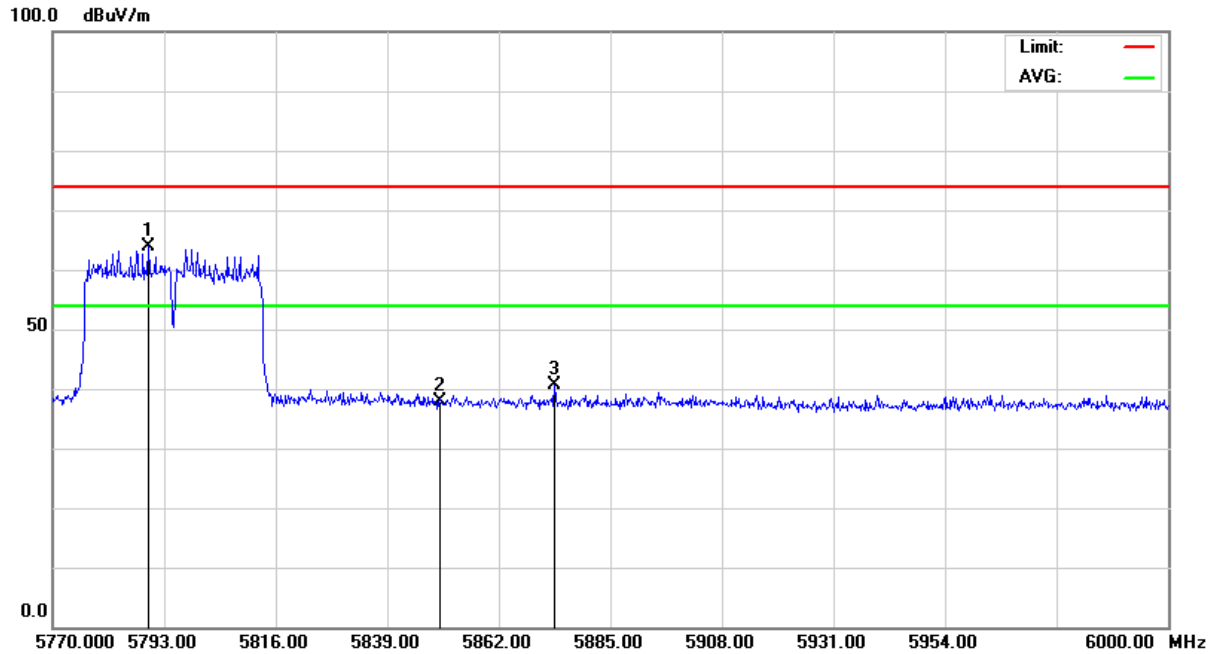
Antenna Polarization : Vertical



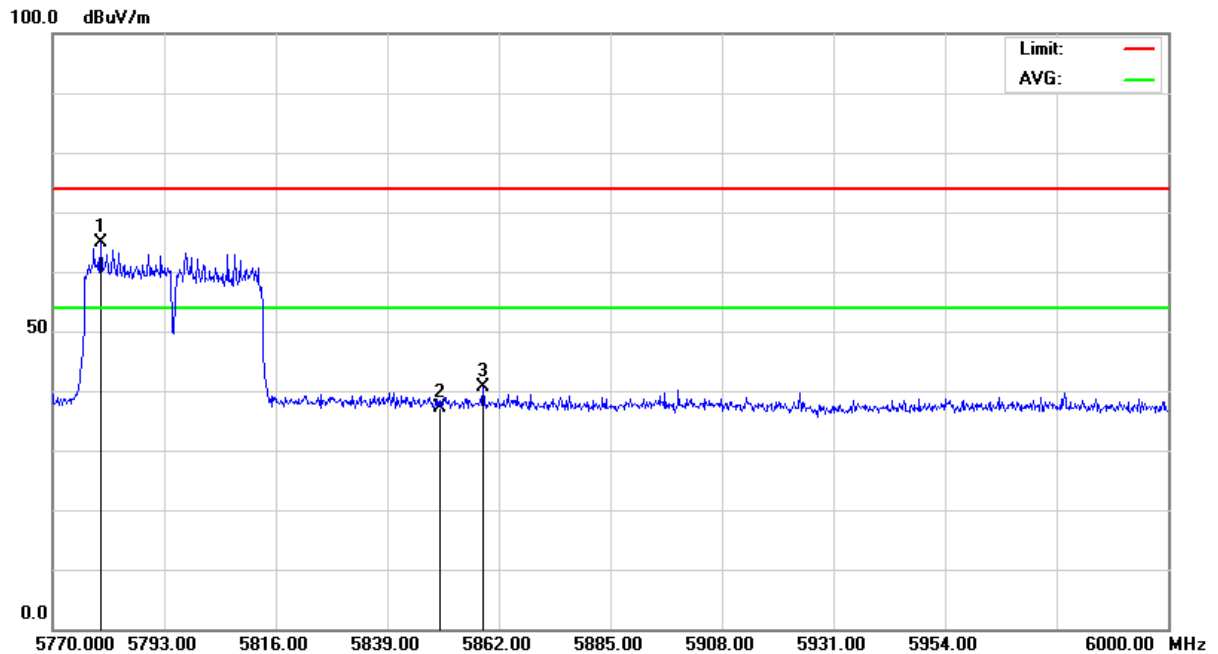


Above 5850MHz (n - HT40_CH159)

Antenna Polarization : Horizontal



Antenna Polarization : Vertical





Spectrum Research & Testing Lab., Inc.
 No.167, Ln. 780, Shan-Tong Rd., Ling 8, Shan-Tong Li, Chung-Li City, Taoyuan County 320, Taiwan (R.O.C.)

TEST REPORT

Reference No.: A15102101
 Report No.: FCCA15102101-01
 FCC ID : ZME-MLWG3
 Page: 388 of 484
 Date: Dec. 22, 2015

Below 5725MHz (ac - HT40_CH151)

Temperature:	20 °C	Humidity:	60 %RH
Frequency Range:	5.60 GHz – 5.775 GHz	Tested Mode:	MLWG3_5.8G 802.11ac - HT40
Detector Type:	PK. and AV.	IF Bandwidth:	1 MHz
Tested By:	Richard Lin	Tested Date:	Nov. 30, 2015

Frequency (MHz)	Correct Factor (dB)	Ant. Fac. (dB/m)	Ant. Pol. (H/V)	Reading (dBuV)		Emission (dBuV/m)		Limit Line (dBuV/m)		Over Limit (dB)	
				PK	AV	PK	AV	PK	AV	PK	AV
5719.34	-26.91	33.80	H	33.13	22.67	40.02	29.56	68.3	48.3	-28.28	-18.74
5721.48	-26.91	33.80	V	33.28	22.80	40.17	29.69	68.3	48.3	-28.13	-18.61
5725.00	-26.92	33.80	H	30.51	20.01	37.39	26.89	68.3	48.3	-30.91	-21.41
5725.00	-26.92	33.80	V	30.11	19.95	36.99	26.83	68.3	48.3	-31.31	-21.47

Above 5850MHz (ac - HT40_CH159)

Temperature:	20 °C	Humidity:	60 %RH
Frequency Range:	5.77 GHz – 6.00 GHz	Tested Mode:	MLWG3_5.8G 802.11ac - HT40
Detector Type:	PK. and AV.	IF Bandwidth:	1 MHz
Tested By:	Richard Lin	Tested Date:	Nov. 30, 2015

Frequency (MHz)	Correct Factor (dB)	Ant. Fac. (dB/m)	Ant. Pol. (H/V)	Reading (dBuV)		Emission (dBuV/m)		Limit Line (dBuV/m)		Over Limit (dB)	
				PK	AV	PK	AV	PK	AV	PK	AV
5850.00	-27.09	33.80	H	31.15	20.62	37.86	27.33	68.3	48.3	-30.44	-20.97
5850.00	-27.09	33.80	V	30.75	20.24	37.46	26.95	68.3	48.3	-30.84	-21.35
5869.66	-27.12	33.80	H	33.36	22.89	40.04	29.57	68.3	48.3	-28.26	-18.73
5857.04	-27.10	33.80	V	33.58	23.03	40.28	29.73	68.3	48.3	-28.02	-18.57



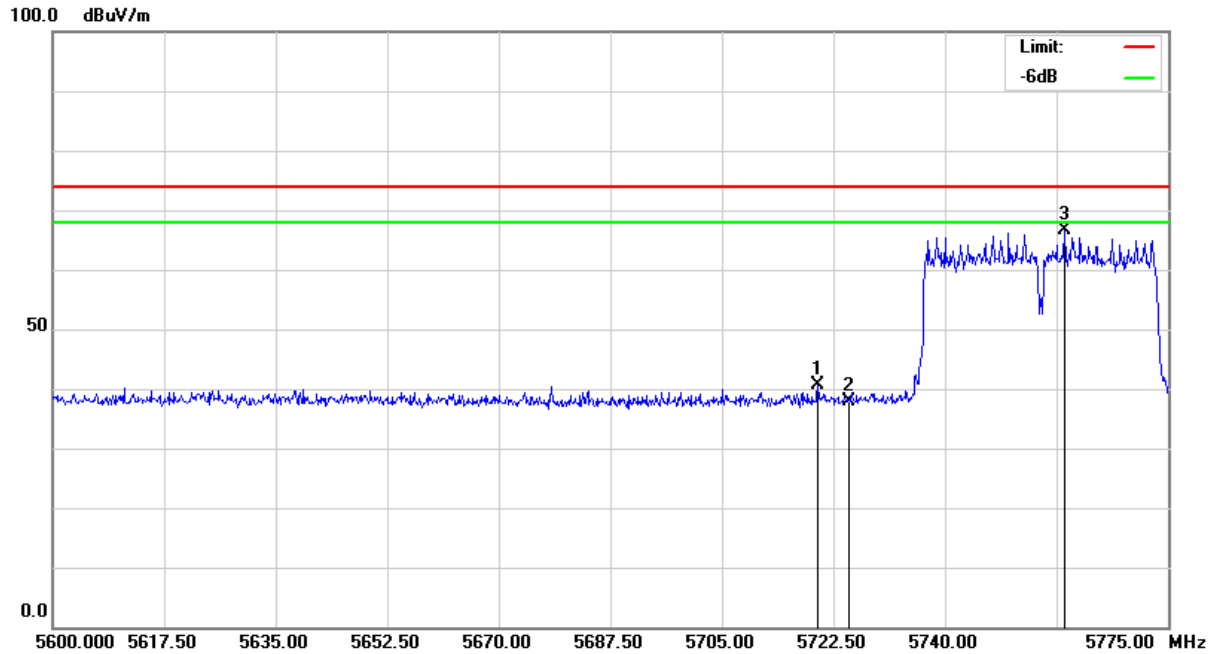
Spectrum Research & Testing Lab., Inc.
No.167, Ln. 780, Shan-Tong Rd., Ling 8, Shan-Tong Li, Chung-Li City, Taoyuan County 320, Taiwan (R.O.C.)

TEST REPORT

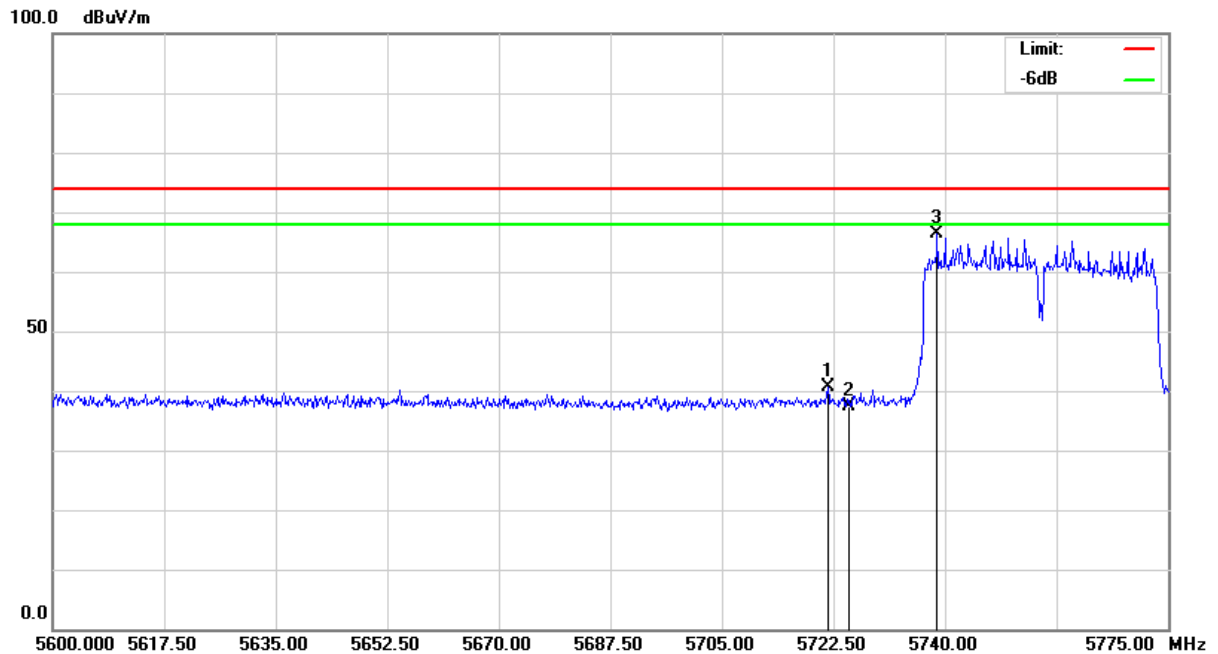
Reference No.: A15102101
Report No.: FCCA15102101-01
FCC ID : ZME-MLWG3
Page: 389 of 484
Date: Dec. 22, 2015

Below 5725MHz (ac - HT40_CH151)

Antenna Polarization : Horizontal



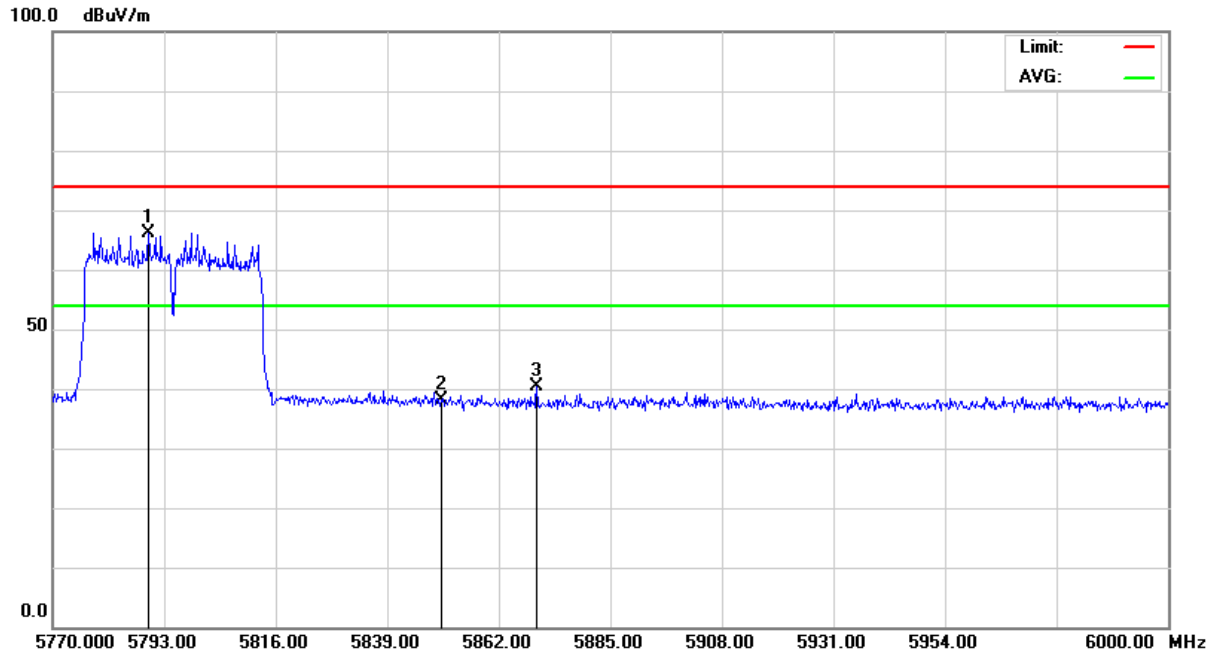
Antenna Polarization : Vertical



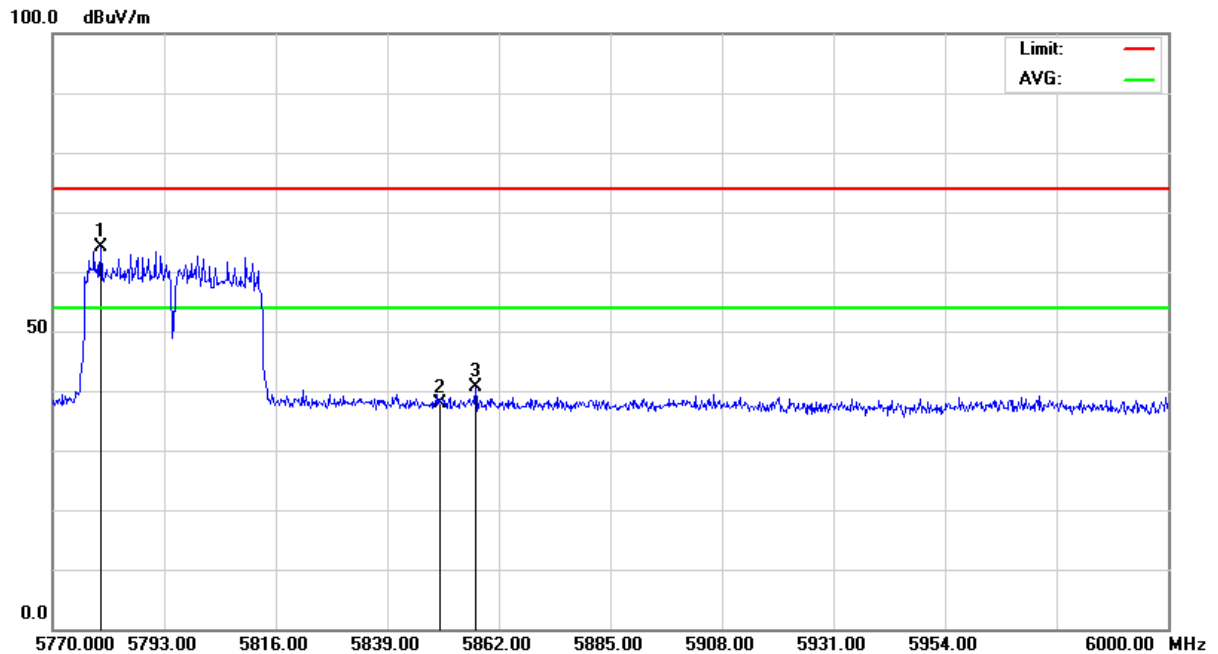


Above 5850MHz (ac - HT40_CH159)

Antenna Polarization : Horizontal



Antenna Polarization : Vertical





Spectrum Research & Testing Lab., Inc.
 No.167, Ln. 780, Shan-Tong Rd., Ling 8, Shan-Tong Li, Chung-Li City, Taoyuan County 320, Taiwan (R.O.C.)

TEST REPORT

Reference No.: A15102101
 Report No.: FCCA15102101-01
 FCC ID : ZME-MLWG3
 Page: 391 of 484
 Date: Dec. 22, 2015

Below 5725MHz (ac - HT80_CH155)

Temperature:	20 °C	Humidity:	60 %RH
Frequency Range:	5.60 GHz – 5.82 GHz	Tested Mode:	MLWG3_5.8G 802.11ac - HT80
Detector Type:	PK. and AV.	IF Bandwidth:	1 MHz
Tested By:	Richard Lin	Tested Date:	Nov. 30, 2015

Frequency (MHz)	Correct Factor (dB)	Ant. Fac. (dB/m)	Ant. Pol. (H/V)	Reading (dBuV)		Emission (dBuV/m)		Limit Line (dBuV/m)		Over Limit (dB)	
				PK	AV	PK	AV	PK	AV	PK	AV
5718.09	-26.91	33.80	H	32.50	22.03	39.39	28.92	68.3	48.3	-28.91	-19.38
5718.74	-26.91	33.80	V	33.33	22.85	40.22	29.74	68.3	48.3	-28.08	-18.56
5725.00	-26.92	33.80	H	30.15	19.62	37.03	26.50	68.3	48.3	-31.27	-21.80
5725.00	-26.92	33.80	V	31.69	21.17	38.57	28.05	68.3	48.3	-29.73	-20.25

Above 5850MHz (ac - HT80_CH155)

Temperature:	20 °C	Humidity:	60 %RH
Frequency Range:	5.73 GHz – 6.00 GHz	Tested Mode:	MLWG3_5.8G 802.11ac - HT80
Detector Type:	PK. and AV.	IF Bandwidth:	1 MHz
Tested By:	Richard Lin	Tested Date:	Nov. 30, 2015

Frequency (MHz)	Correct Factor (dB)	Ant. Fac. (dB/m)	Ant. Pol. (H/V)	Reading (dBuV)		Emission (dBuV/m)		Limit Line (dBuV/m)		Over Limit (dB)	
				PK	AV	PK	AV	PK	AV	PK	AV
5850.00	-27.09	33.80	H	31.28	20.79	37.99	27.50	68.3	48.3	-30.31	-20.80
5850.00	-27.09	33.80	V	29.81	19.35	36.52	26.06	68.3	48.3	-31.78	-22.24
5900.85	-27.16	33.80	H	32.25	21.74	38.89	28.38	68.3	48.3	-29.41	-19.92
5916.17	-27.18	33.80	V	32.68	22.14	39.30	28.76	68.3	48.3	-29.00	-19.54



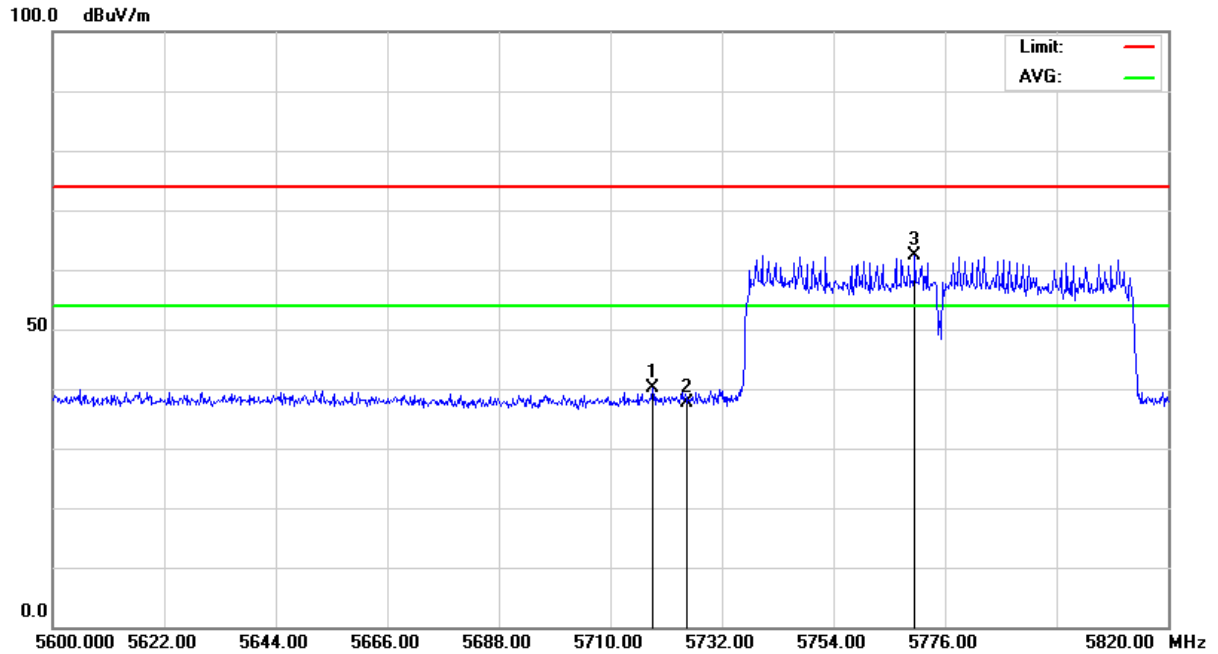
Spectrum Research & Testing Lab., Inc.
No.167, Ln. 780, Shan-Tong Rd., Ling 8, Shan-Tong Li, Chung-Li City, Taoyuan County 320, Taiwan (R.O.C.)

TEST REPORT

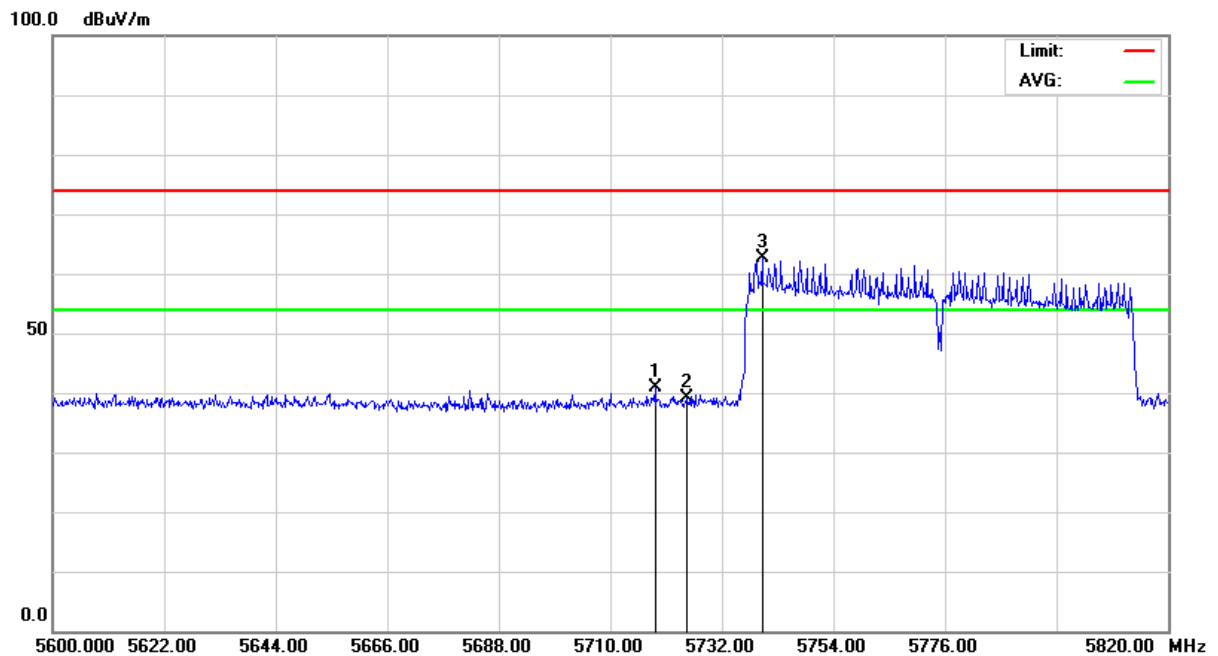
Reference No.: A15102101
Report No.: FCCA15102101-01
FCC ID : ZME-MLWG3
Page: 392 of 484
Date: Dec. 22, 2015

Below 5725MHz (ac - HT80_CH155)

Antenna Polarization : Horizontal



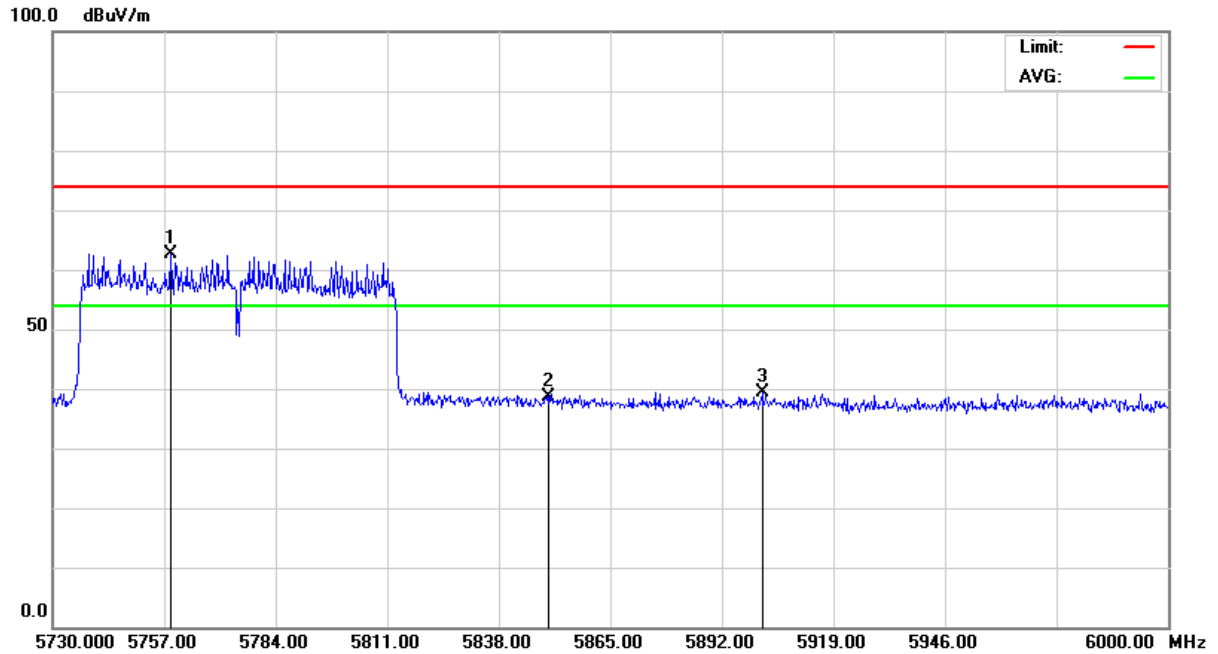
Antenna Polarization : Vertical



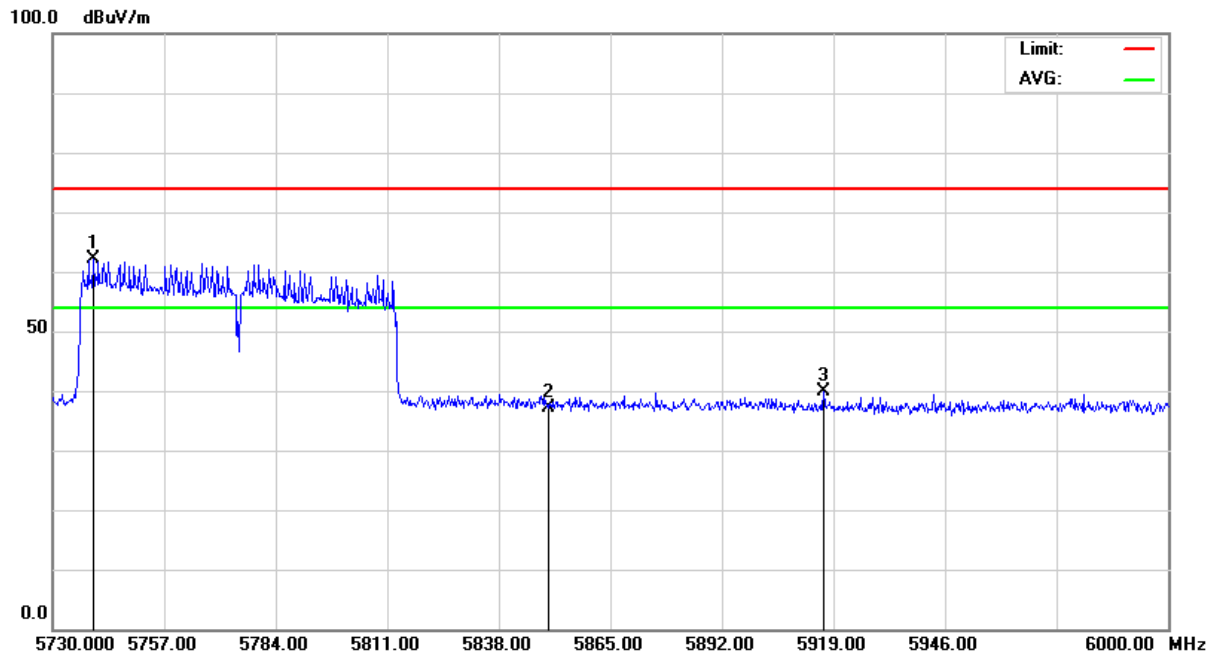


Above 5850MHz (ac - HT80_CH155)

Antenna Polarization : Horizontal



Antenna Polarization : Vertical





Spectrum Research & Testing Lab., Inc.
 No.167, Ln. 780, Shan-Tong Rd., Ling 8, Shan-Tong Li, Chung-Li City, Taoyuan County 320, Taiwan (R.O.C.)

TEST REPORT

Reference No.: A15102101
 Report No.: FCCA15102101-01
 FCC ID : ZME-MLWG3
 Page: 394 of 484
 Date: Dec. 22, 2015

Below 5150MHz (a_CH36)

Temperature:	24 °C	Humidity:	67 %RH
Frequency Range:	5.00 GHz – 5.195 GHz	Tested Mode:	MLWG3/64_5.1G 802.11a
Detector Type:	PK. and AV.	IF Bandwidth:	1 MHz
Tested By:	Richard Lin	Tested Date:	Dec. 03, 2015

Frequency (MHz)	Correct Factor (dB)	Ant. Fac. (dB/m)	Ant. Pol. (H/V)	Reading (dBuV)		Emission (dBuV/m)		Limit Line (dBuV/m)		Over Limit (dB)	
				PK	AV	PK	AV	PK	AV	PK	AV
5138.65	-27.54	33.51	H	33.94	23.10	39.91	29.07	68.3	48.3	-28.39	-19.23
5150.00	-27.51	33.52	V	32.69	21.08	38.70	27.09	68.3	48.3	-29.60	-21.21
5350.12	-26.99	33.68	H	31.27	21.83	37.96	28.52	68.3	48.3	-30.34	-19.78
5419.42	-26.82	33.74	V	33.88	24.06	40.80	30.98	68.3	48.3	-27.50	-17.32

Above 5350MHz (a_CH48)

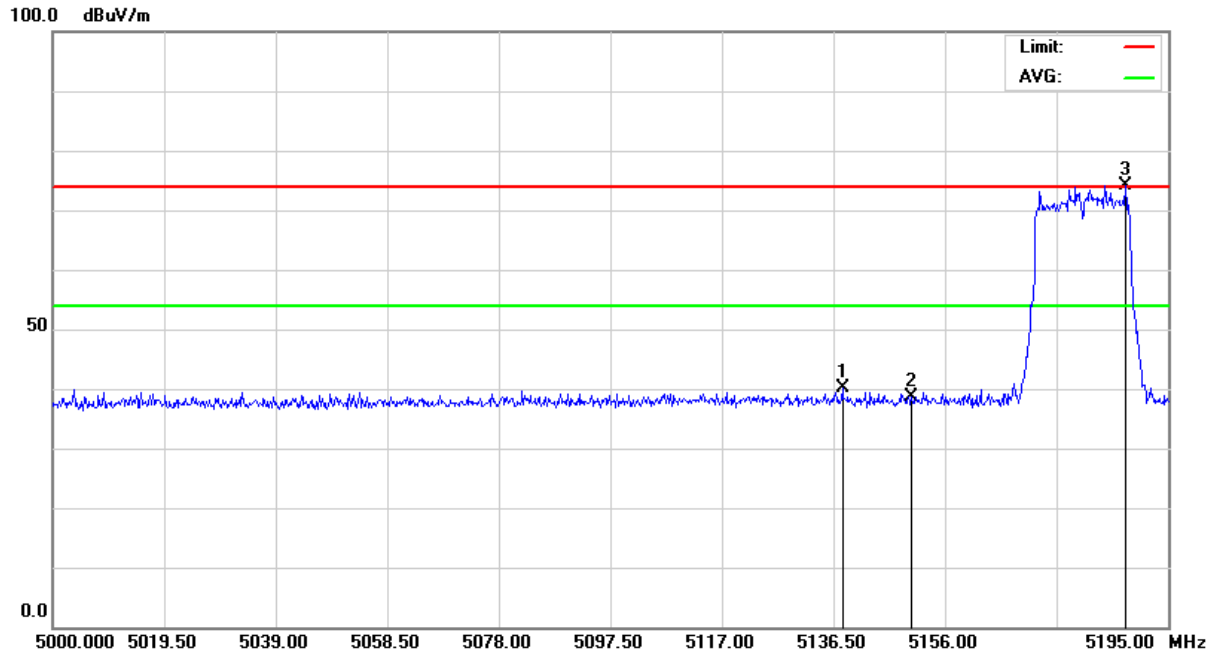
Temperature:	24 °C	Humidity:	67 %RH
Frequency Range:	5.225 GHz – 5.50 GHz	Tested Mode:	MLWG3/64_5.1G 802.11a
Detector Type:	PK. and AV.	IF Bandwidth:	1 MHz
Tested By:	Richard Lin	Tested Date:	Dec. 03, 2015

Frequency (MHz)	Correct Factor (dB)	Ant. Fac. (dB/m)	Ant. Pol. (H/V)	Reading (dBuV)		Emission (dBuV/m)		Limit Line (dBuV/m)		Over Limit (dB)	
				PK	AV	PK	AV	PK	AV	PK	AV
5137.43	-27.54	33.51	H	35.02	23.81	40.99	29.78	68.3	48.3	-27.31	-18.52
5150.00	-27.51	33.52	V	31.43	21.95	37.44	27.96	68.3	48.3	-30.86	-20.34
5350.26	-26.99	33.68	H	31.46	20.20	38.15	26.89	68.3	48.3	-30.15	-21.41
5351.53	-26.99	33.68	V	33.66	23.19	40.35	29.88	68.3	48.3	-27.95	-18.42

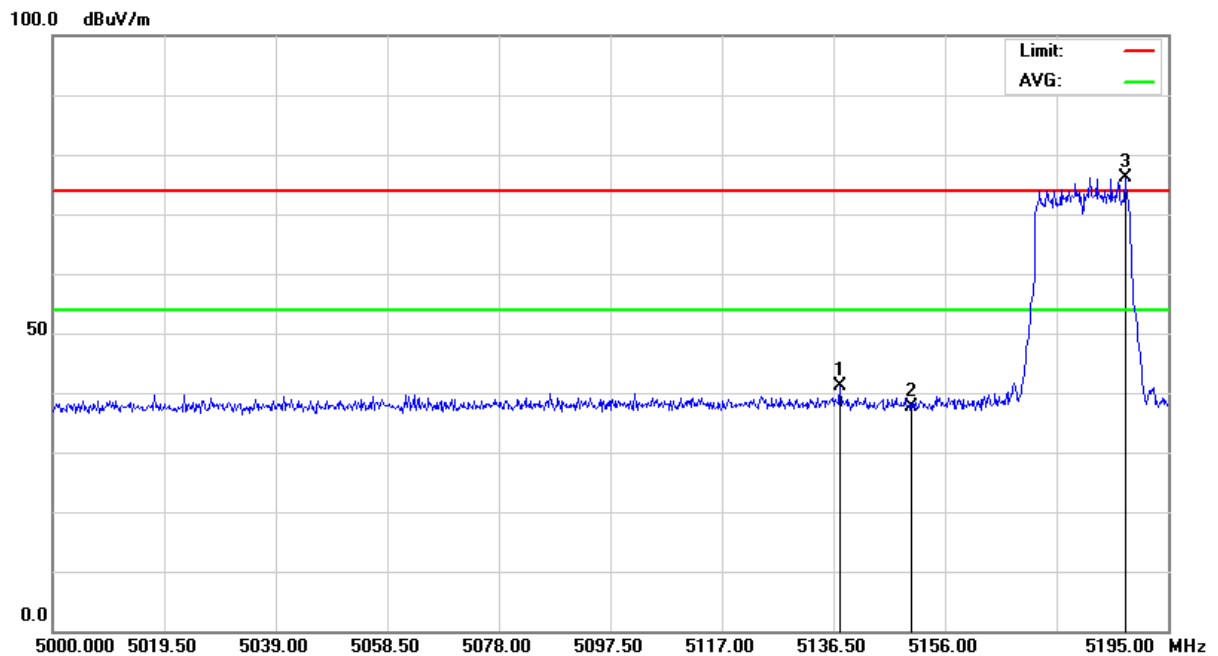


Below 5150MHz (a_CH36)

Antenna Polarization : Horizontal



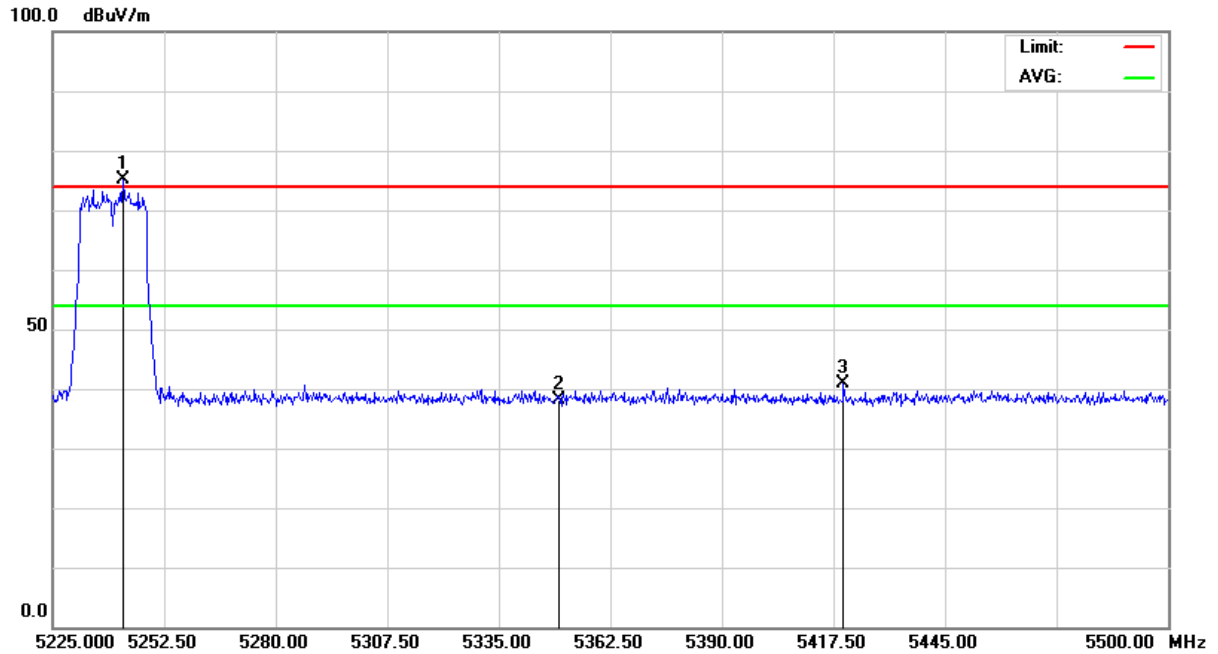
Antenna Polarization : Vertical



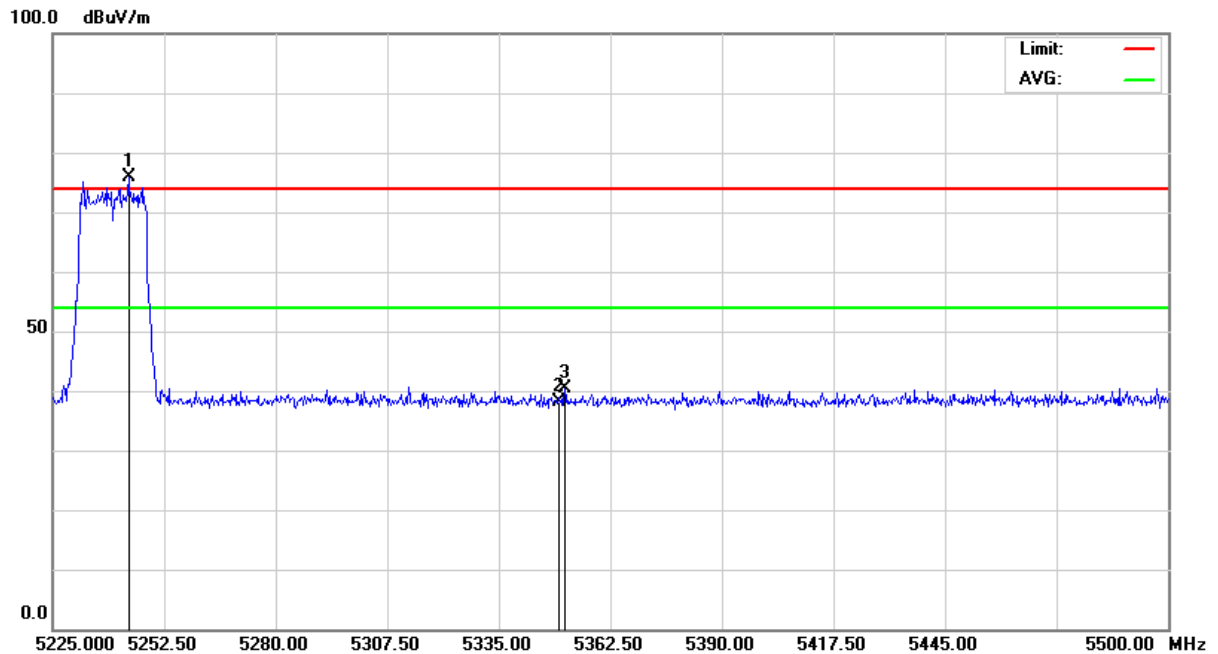


Above 5350MHz (a_CH48)

Antenna Polarization : Horizontal



Antenna Polarization : Vertical





Spectrum Research & Testing Lab., Inc.
 No.167, Ln. 780, Shan-Tong Rd., Ling 8, Shan-Tong Li, Chung-Li City, Taoyuan County 320, Taiwan (R.O.C.)

TEST REPORT

Reference No.: A15102101
 Report No.: FCCA15102101-01
 FCC ID : ZME-MLWG3
 Page: 397 of 484
 Date: Dec. 22, 2015

Below 5150MHz (n - HT20_CH36)

Temperature:	24 °C	Humidity:	67 %RH
Frequency Range:	5.00 GHz – 5.195 GHz	Tested Mode:	MLWG3/64_5.1G 802.11n - HT20
Detector Type:	PK. and AV.	IF Bandwidth:	1 MHz
Tested By:	Richard Lin	Tested Date:	Dec. 03, 2015

Frequency (MHz)	Correct Factor (dB)	Ant. Fac. (dB/m)	Ant. Pol. (H/V)	Reading (dBuV)		Emission (dBuV/m)		Limit Line (dBuV/m)		Over Limit (dB)	
				PK	AV	PK	AV	PK	AV	PK	AV
5142.06	-27.53	33.51	H	34.94	24.59	40.93	30.58	68.3	48.3	-27.37	-17.72
5150.00	-27.51	33.52	V	31.72	21.74	37.73	27.75	68.3	48.3	-30.57	-20.55
5350.00	-26.99	33.68	H	31.68	20.94	38.37	27.63	68.3	48.3	-29.93	-20.67
5390.71	-26.89	33.71	V	33.33	22.38	40.15	29.20	68.3	48.3	-28.15	-19.10

Above 5350MHz (n - HT20_CH48)

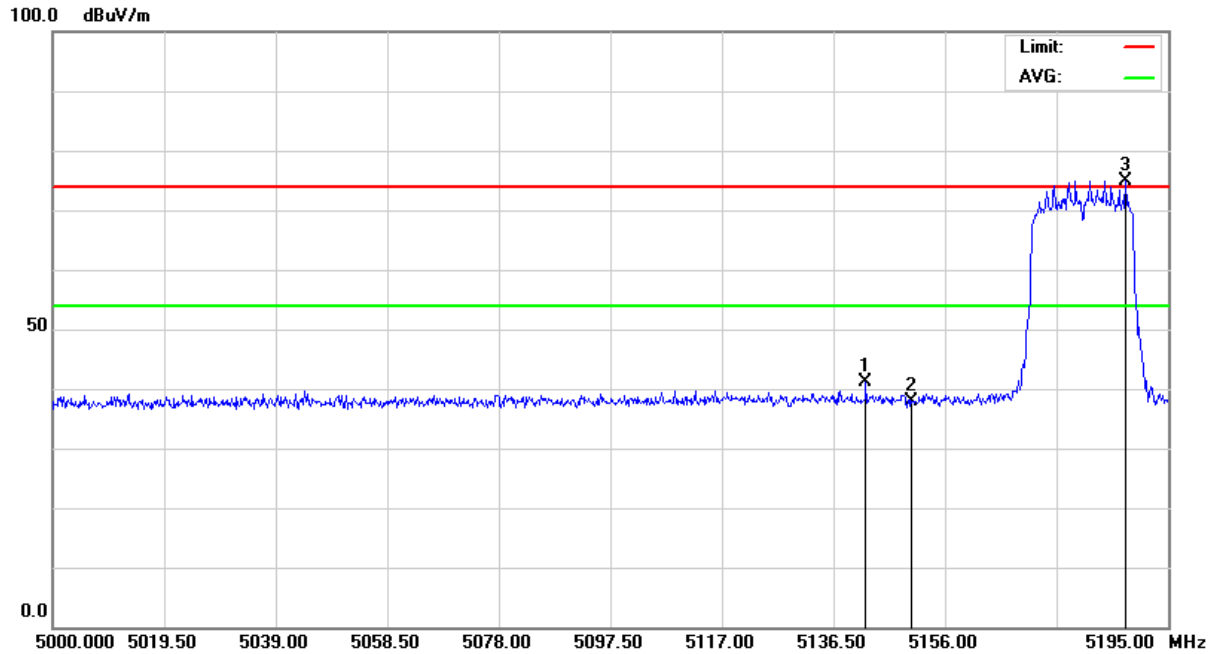
Temperature:	24 °C	Humidity:	67 %RH
Frequency Range:	5.225 GHz – 5.50 GHz	Tested Mode:	MLWG3/64_5.1G 802.11n - HT20
Detector Type:	PK. and AV.	IF Bandwidth:	1 MHz
Tested By:	Richard Lin	Tested Date:	Dec. 03, 2015

Frequency (MHz)	Correct Factor (dB)	Ant. Fac. (dB/m)	Ant. Pol. (H/V)	Reading (dBuV)		Emission (dBuV/m)		Limit Line (dBuV/m)		Over Limit (dB)	
				PK	AV	PK	AV	PK	AV	PK	AV
5143.11	-27.52	33.51	H	35.16	24.97	41.15	30.96	68.3	48.3	-27.15	-17.34
5150.00	-27.51	33.52	V	31.54	21.26	37.55	27.27	68.3	48.3	-30.75	-21.03
5350.00	-26.99	33.68	H	32.24	21.62	38.93	28.31	68.3	48.3	-29.37	-19.99
5392.65	-26.89	33.71	V	33.50	22.27	40.33	29.10	68.3	48.3	-27.97	-19.20

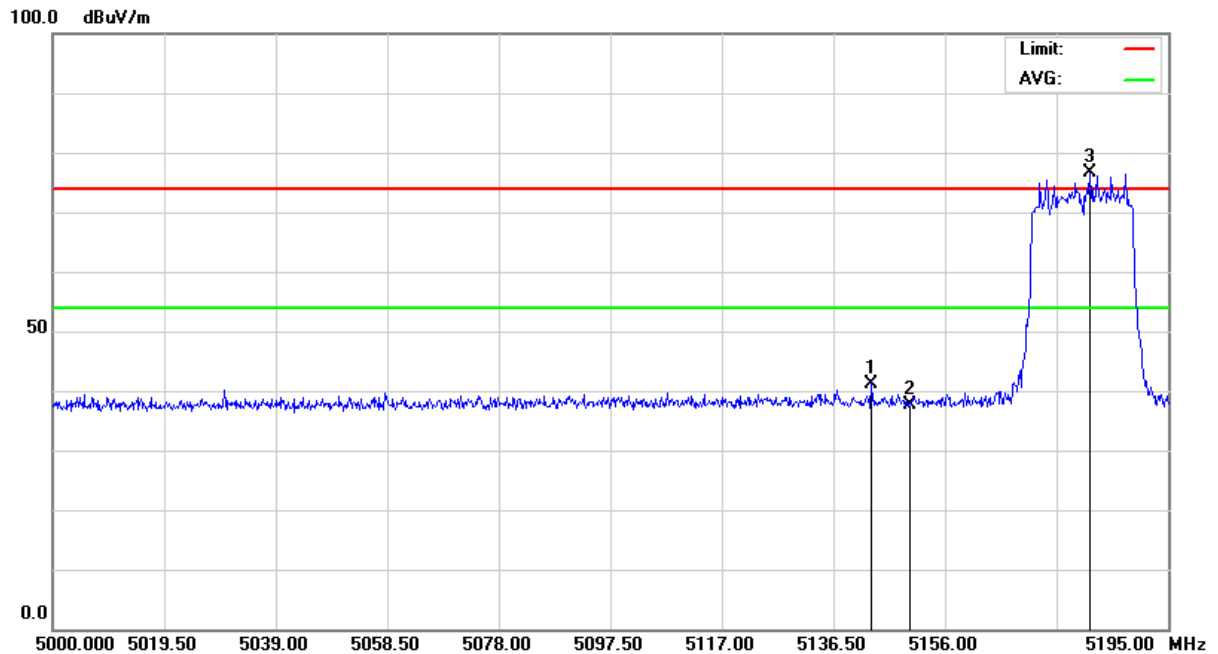


Below 5150MHz (n - HT20_CH36)

Antenna Polarization : Horizontal



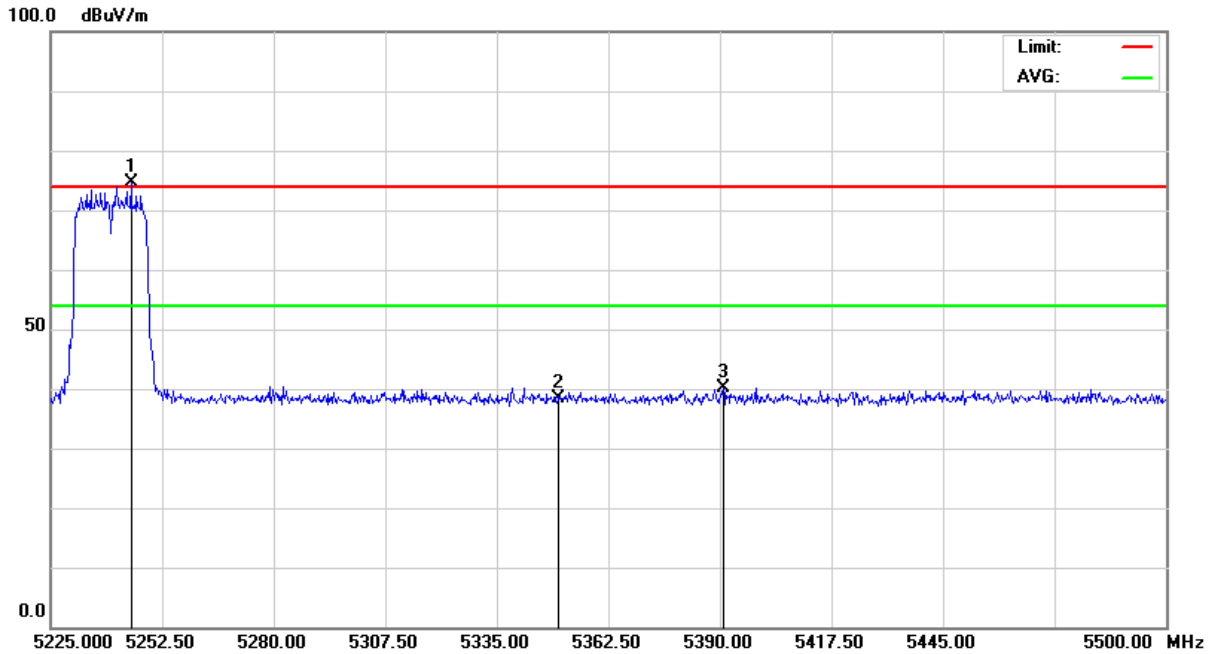
Antenna Polarization : Vertical



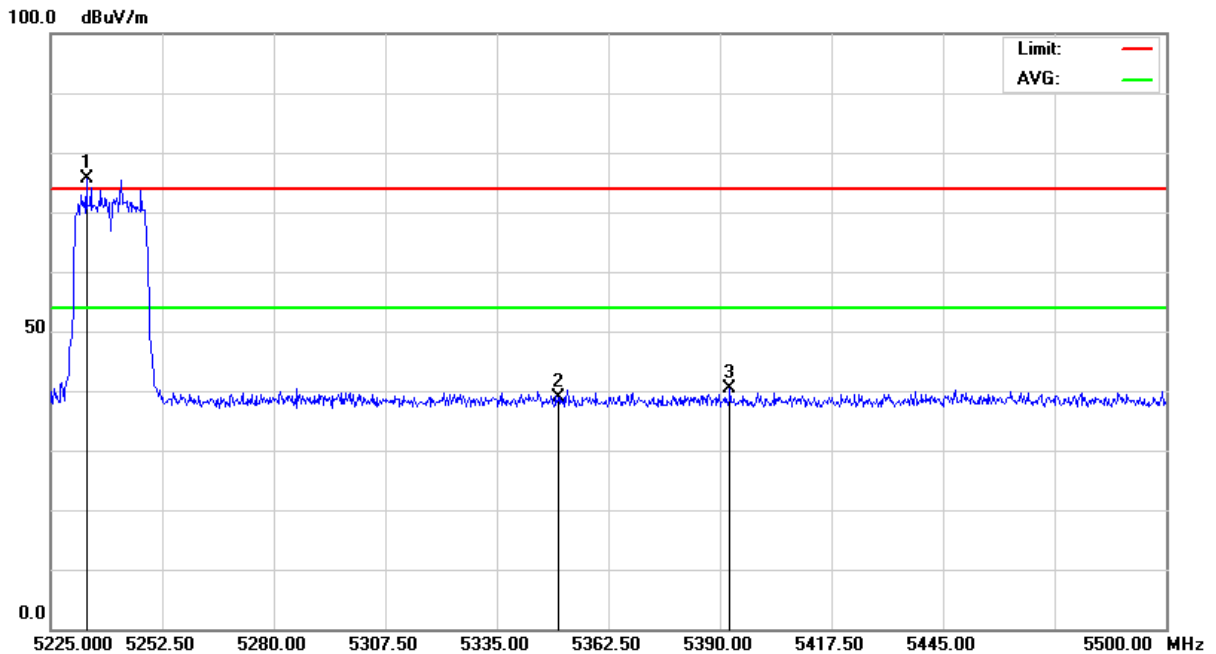


Above 5350MHz (n - HT20_CH48)

Antenna Polarization : Horizontal



Antenna Polarization : Vertical





Spectrum Research & Testing Lab., Inc.
 No.167, Ln. 780, Shan-Tong Rd., Ling 8, Shan-Tong Li, Chung-Li City, Taoyuan County 320, Taiwan (R.O.C.)

TEST REPORT

Reference No.: A15102101
 Report No.: FCCA15102101-01
 FCC ID : ZME-MLWG3
 Page: 400 of 484
 Date: Dec. 22, 2015

Below 5150MHz (ac - HT20_CH36)

Temperature:	24 °C	Humidity:	67 %RH
Frequency Range:	5.00 GHz – 5.195 GHz	Tested Mode:	MLWG3/64_5.1G 802.11ac - HT20
Detector Type:	PK. and AV.	IF Bandwidth:	1 MHz
Tested By:	Richard Lin	Tested Date:	Dec. 03, 2015

Frequency (MHz)	Correct Factor (dB)	Ant. Fac. (dB/m)	Ant. Pol. (H/V)	Reading (dBuV)		Emission (dBuV/m)		Limit Line (dBuV/m)		Over Limit (dB)	
				PK	AV	PK	AV	PK	AV	PK	AV
5137.50	-27.54	33.51	H	34.58	23.00	40.55	28.97	68.3	48.3	-27.75	-19.33
5150.00	-27.51	33.52	V	32.31	22.98	38.32	28.99	68.3	48.3	-29.98	-19.31
5350.00	-26.99	33.68	H	31.56	21.79	38.25	28.48	68.3	48.3	-30.05	-19.82
5374.31	-26.93	33.70	V	34.45	24.98	41.22	31.75	68.3	48.3	-27.08	-16.55

Above 5350MHz (ac - HT20_CH48)

Temperature:	24 °C	Humidity:	67 %RH
Frequency Range:	5.225 GHz – 5.50 GHz	Tested Mode:	MLWG3/64_5.1G 802.11ac - HT20
Detector Type:	PK. and AV.	IF Bandwidth:	1 MHz
Tested By:	Richard Lin	Tested Date:	Dec. 03, 2015

Frequency (MHz)	Correct Factor (dB)	Ant. Fac. (dB/m)	Ant. Pol. (H/V)	Reading (dBuV)		Emission (dBuV/m)		Limit Line (dBuV/m)		Over Limit (dB)	
				PK	AV	PK	AV	PK	AV	PK	AV
5139.12	-27.53	33.51	H	34.56	23.24	40.54	29.22	68.3	48.3	-27.76	-19.08
5150.00	-27.51	33.52	V	32.14	22.35	38.15	28.36	68.3	48.3	-30.15	-19.94
5350.00	-26.99	33.68	H	31.25	22.22	37.94	28.91	68.3	48.3	-30.36	-19.39
5378.59	-26.92	33.70	V	33.10	21.67	39.88	28.45	68.3	48.3	-28.42	-19.85



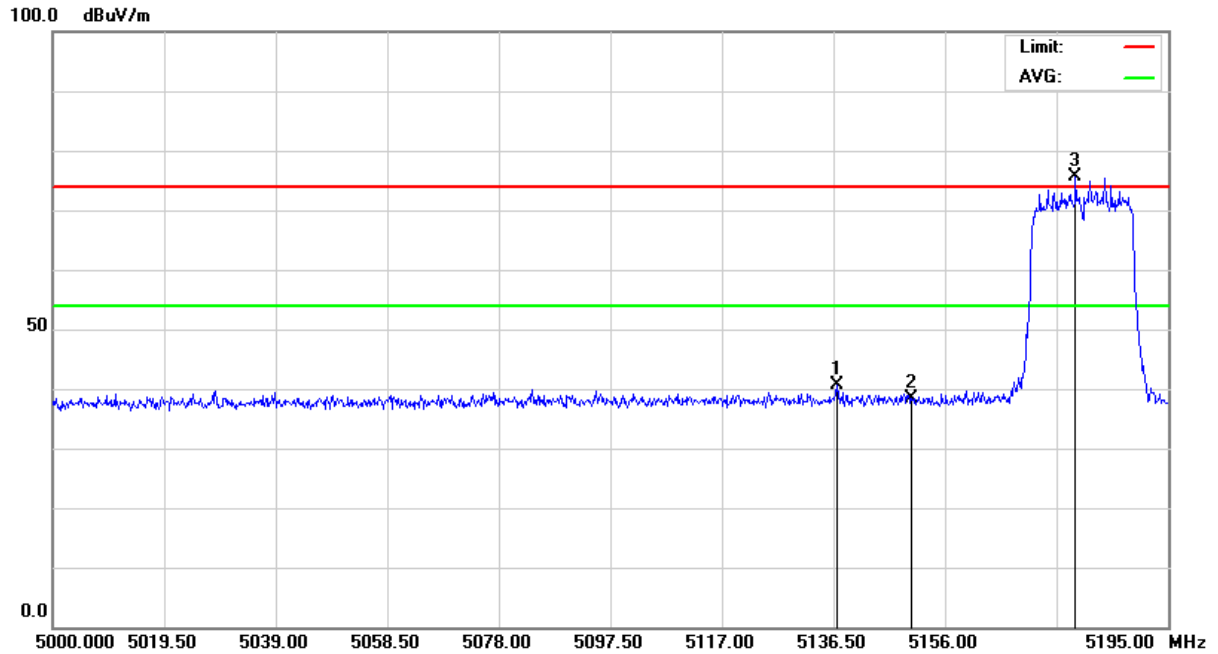
Spectrum Research & Testing Lab., Inc.
No.167, Ln. 780, Shan-Tong Rd., Ling 8, Shan-Tong Li, Chung-Li City, Taoyuan County 320, Taiwan (R.O.C.)

TEST REPORT

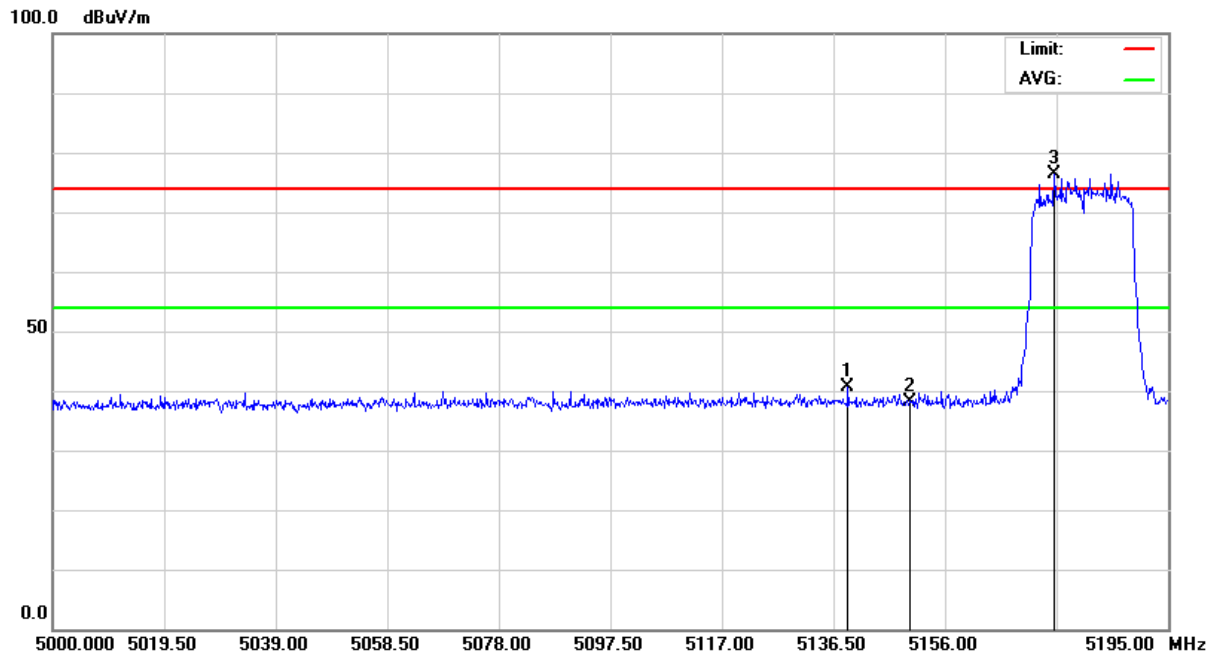
Reference No.: A15102101
Report No.: FCCA15102101-01
FCC ID : ZME-MLWG3
Page: 401 of 484
Date: Dec. 22, 2015

Below 5150MHz (ac - HT20_CH36)

Antenna Polarization : Horizontal



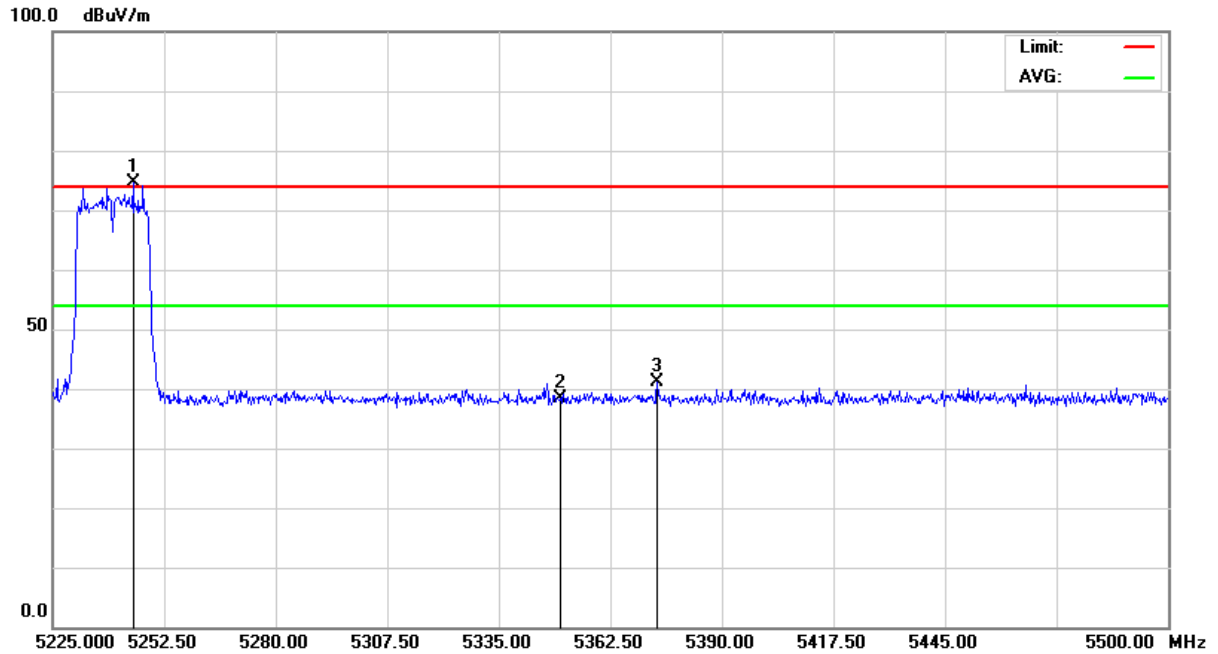
Antenna Polarization : Vertical



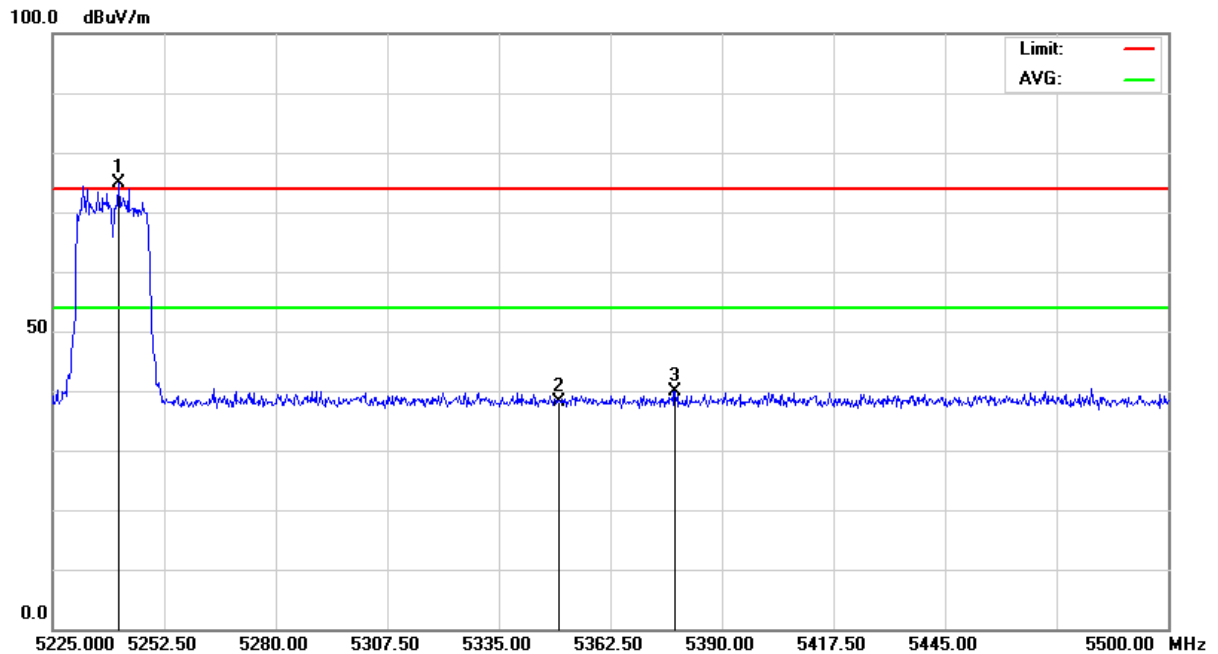


Above 5350MHz (ac - HT20_CH48)

Antenna Polarization : Horizontal



Antenna Polarization : Vertical



**Spectrum Research & Testing Lab., Inc.**

No.167, Ln. 780, Shan-Tong Rd., Ling 8, Shan-Tong Li, Chung-Li City, Taoyuan County 320, Taiwan (R.O.C.)

TEST REPORTReference No.: A15102101
Report No.: FCCA15102101-01
FCC ID : ZME-MLWG3
Page: 403 of 484
Date: Dec. 22, 2015

Below 5150MHz (n - HT40_CH38)

Temperature:	24 °C	Humidity:	67 %RH
Frequency Range:	5.00 GHz – 5.215 GHz	Tested Mode:	MLWG3/64_5.1G 802.11n - HT40
Detector Type:	PK. and AV.	IF Bandwidth:	1 MHz
Tested By:	Richard Lin	Tested Date:	Dec. 03, 2015

Frequency (MHz)	Correct Factor (dB)	Ant. Fac. (dB/m)	Ant. Pol. (H/V)	Reading (dBuV)		Emission (dBuV/m)		Limit Line (dBuV/m)		Over Limit (dB)	
				PK	AV	PK	AV	PK	AV	PK	AV
5140.69	-27.53	33.51	H	33.74	24.46	39.72	30.44	68.3	48.3	-28.58	-17.86
5150.00	-27.51	33.52	V	32.01	20.27	38.02	26.28	68.3	48.3	-30.28	-22.02
5350.00	-26.99	33.68	H	31.35	20.74	38.04	27.43	68.3	48.3	-30.26	-20.87
5380.75	-26.92	33.70	V	33.51	23.32	40.30	30.11	68.3	48.3	-28.00	-18.19

Above 5350MHz (n - HT40_CH46)

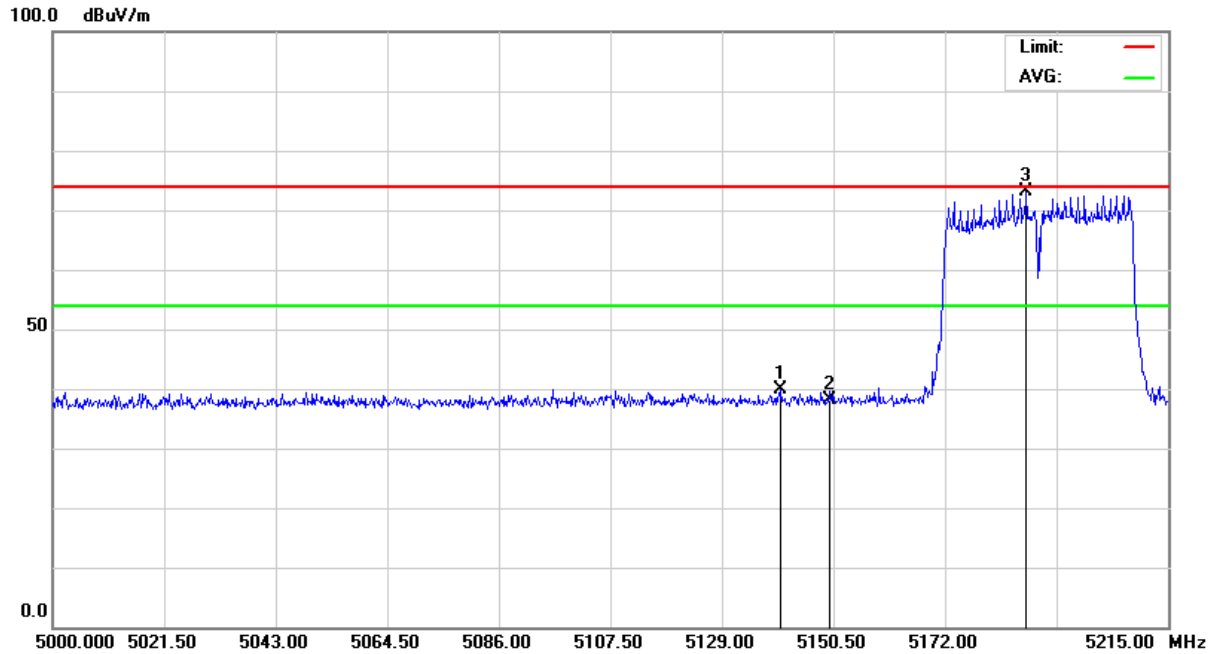
Temperature:	24 °C	Humidity:	67 %RH
Frequency Range:	5.205 GHz – 5.50 GHz	Tested Mode:	MLWG3/64_5.1G 802.11n - HT40
Detector Type:	PK. and AV.	IF Bandwidth:	1 MHz
Tested By:	Richard Lin	Tested Date:	Dec. 03, 2015

Frequency (MHz)	Correct Factor (dB)	Ant. Fac. (dB/m)	Ant. Pol. (H/V)	Reading (dBuV)		Emission (dBuV/m)		Limit Line (dBuV/m)		Over Limit (dB)	
				PK	AV	PK	AV	PK	AV	PK	AV
5141.23	-27.53	33.51	H	34.84	24.63	40.82	30.61	68.3	48.3	-27.48	-17.69
5150.00	-27.51	33.52	V	32.13	20.85	38.14	26.86	68.3	48.3	-30.16	-21.44
5350.00	-26.99	33.68	H	31.18	19.97	37.87	26.66	68.3	48.3	-30.43	-21.64
5353.47	-26.99	33.68	V	33.62	23.51	40.32	30.21	68.3	48.3	-27.98	-18.09

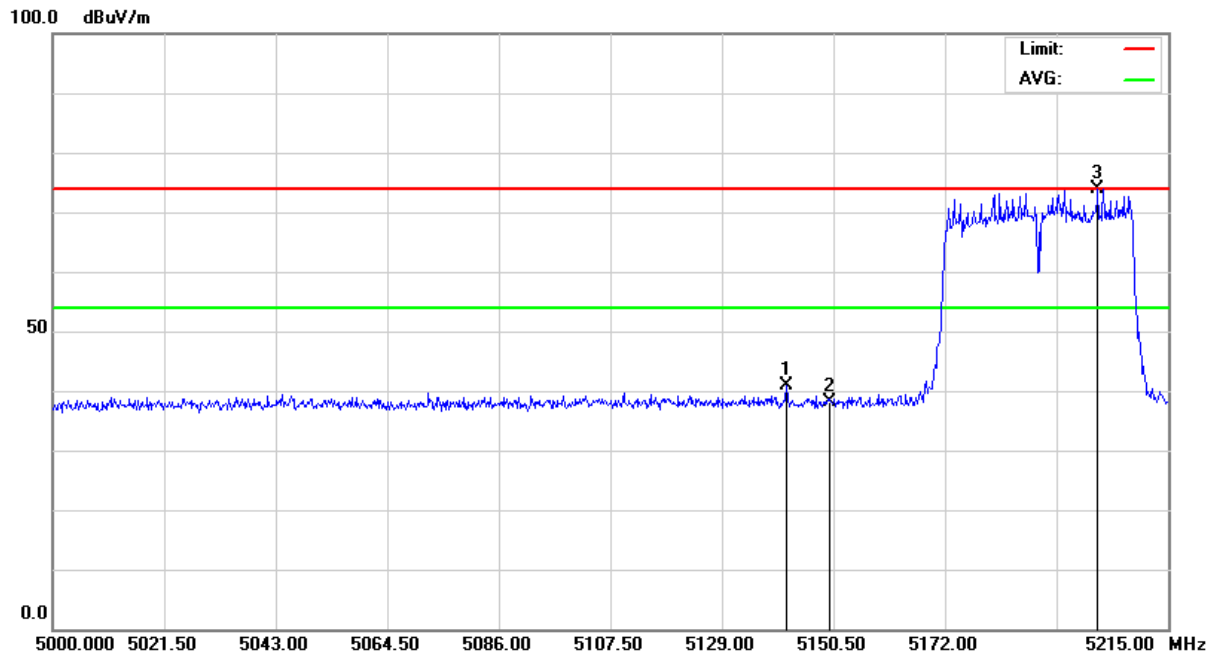


Below 5150MHz (n - HT40_CH38)

Antenna Polarization : Horizontal



Antenna Polarization : Vertical





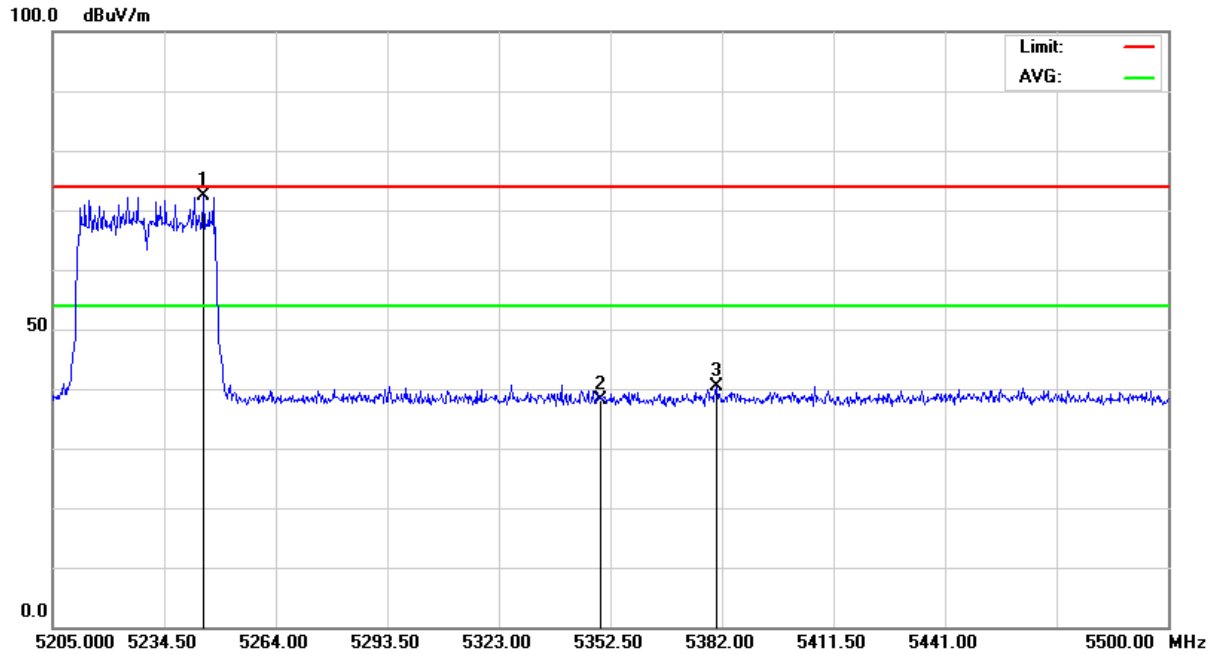
Spectrum Research & Testing Lab., Inc.
No.167, Ln. 780, Shan-Tong Rd., Ling 8, Shan-Tong Li, Chung-Li City, Taoyuan County 320, Taiwan (R.O.C.)

TEST REPORT

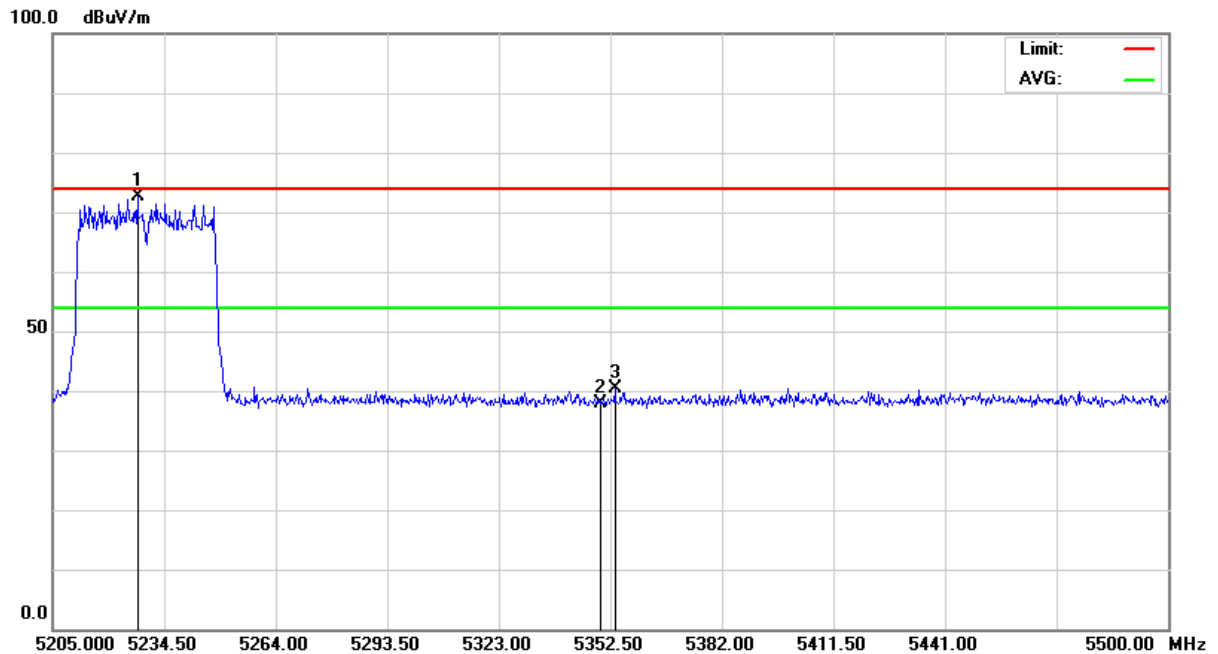
Reference No.: A15102101
Report No.: FCCA15102101-01
FCC ID : ZME-MLWG3
Page: 405 of 484
Date: Dec. 22, 2015

Above 5350MHz (n - HT40_CH46)

Antenna Polarization : Horizontal



Antenna Polarization : Vertical



**Spectrum Research & Testing Lab., Inc.**

No.167, Ln. 780, Shan-Tong Rd., Ling 8, Shan-Tong Li, Chung-Li City, Taoyuan County 320, Taiwan (R.O.C.)

TEST REPORTReference No.: A15102101
Report No.: FCCA15102101-01
FCC ID : ZME-MLWG3
Page: 406 of 484
Date: Dec. 22, 2015

Below 5150MHz (ac - HT40_CH38)

Temperature:	24 °C	Humidity:	67 %RH
Frequency Range:	5.00 GHz – 5.215 GHz	Tested Mode:	MLWG3/64_5.1G 802.11ac - HT40
Detector Type:	PK. and AV.	IF Bandwidth:	1 MHz
Tested By:	Richard Lin	Tested Date:	Dec. 03, 2015

Frequency (MHz)	Correct Factor (dB)	Ant. Fac. (dB/m)	Ant. Pol. (H/V)	Reading (dBuV)		Emission (dBuV/m)		Limit Line (dBuV/m)		Over Limit (dB)	
				PK	AV	PK	AV	PK	AV	PK	AV
5112.55	-27.60	33.49	H	34.42	25.32	40.31	31.21	68.3	48.3	-27.99	-17.09
5150.00	-27.51	33.52	V	32.36	21.62	38.37	27.63	68.3	48.3	-29.93	-20.67
5350.00	-26.99	33.68	H	31.94	20.38	38.63	27.07	68.3	48.3	-29.67	-21.23
5375.94	-26.93	33.70	V	34.08	24.80	40.85	31.57	68.3	48.3	-27.45	-16.73

Above 5350MHz (ac - HT40_CH46)

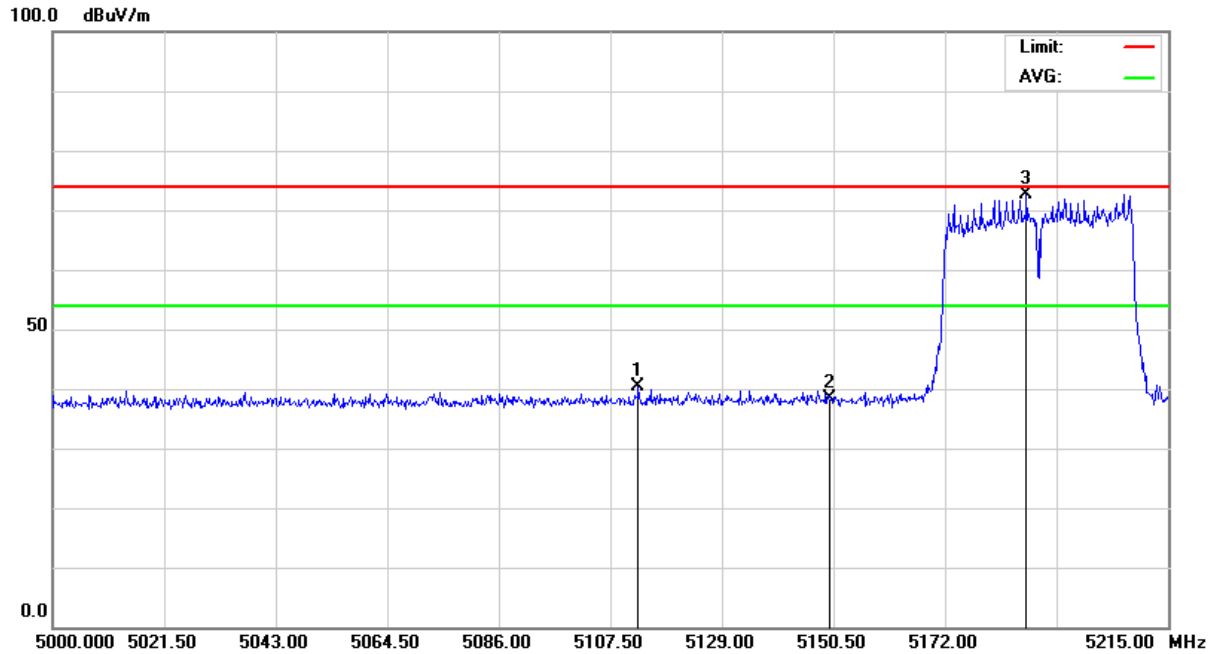
Temperature:	24 °C	Humidity:	67 %RH
Frequency Range:	5.205 GHz – 5.50 GHz	Tested Mode:	MLWG3/64_5.1G 802.11ac - HT40
Detector Type:	PK. and AV.	IF Bandwidth:	1 MHz
Tested By:	Richard Lin	Tested Date:	Dec. 03, 2015

Frequency (MHz)	Correct Factor (dB)	Ant. Fac. (dB/m)	Ant. Pol. (H/V)	Reading (dBuV)		Emission (dBuV/m)		Limit Line (dBuV/m)		Over Limit (dB)	
				PK	AV	PK	AV	PK	AV	PK	AV
5139.37	-27.53	33.51	H	34.43	23.59	40.41	29.57	68.3	48.3	-27.89	-18.73
5150.00	-27.51	33.52	V	30.88	19.38	36.89	25.39	68.3	48.3	-31.41	-22.91
5350.00	-26.99	33.68	H	31.80	19.93	38.49	26.62	68.3	48.3	-29.81	-21.68
5393.62	-26.88	33.71	V	33.15	22.08	39.98	28.91	68.3	48.3	-28.32	-19.39

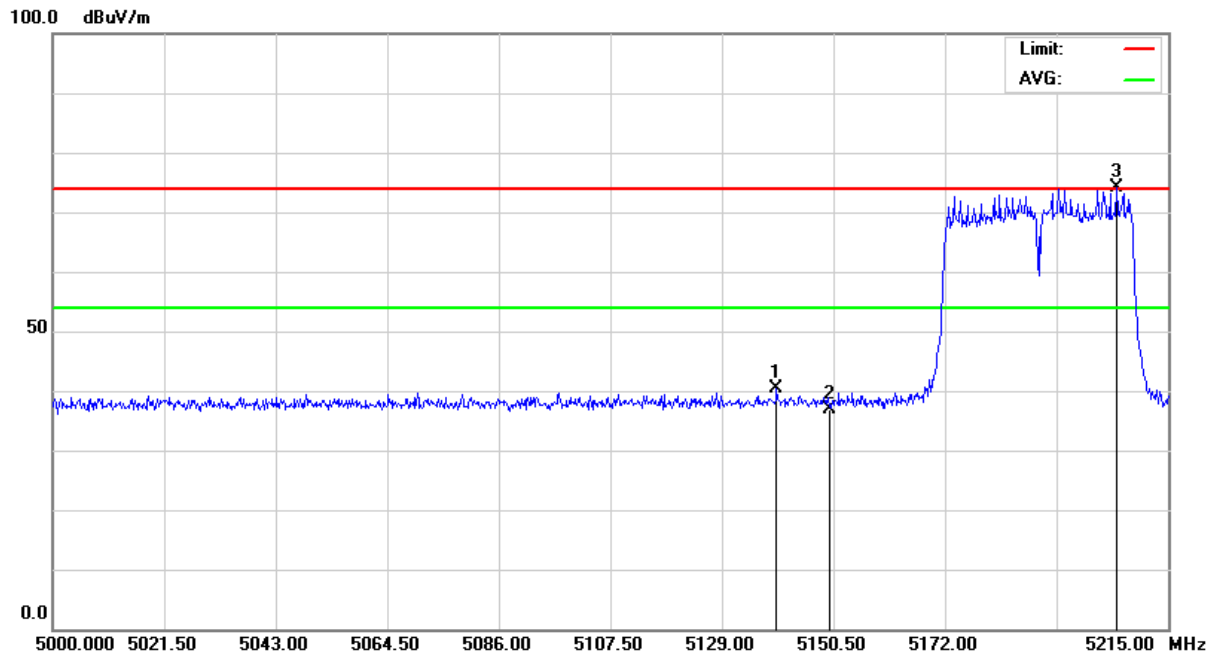


Below 5150MHz (ac - HT40_CH38)

Antenna Polarization : Horizontal



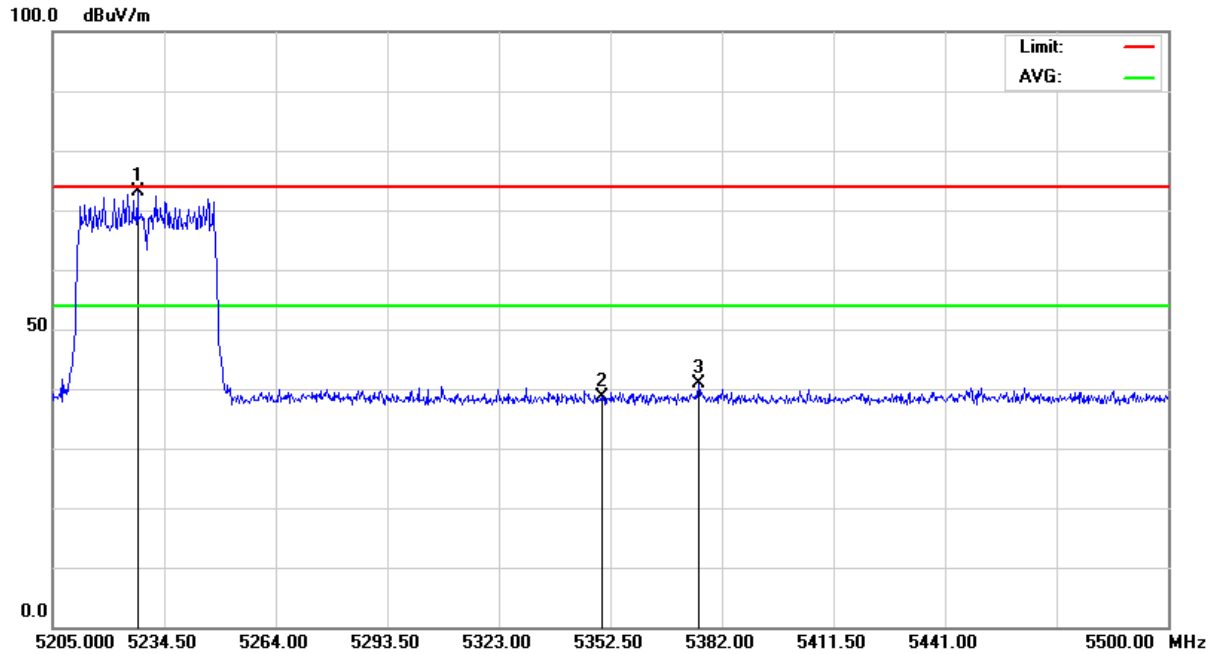
Antenna Polarization : Vertical



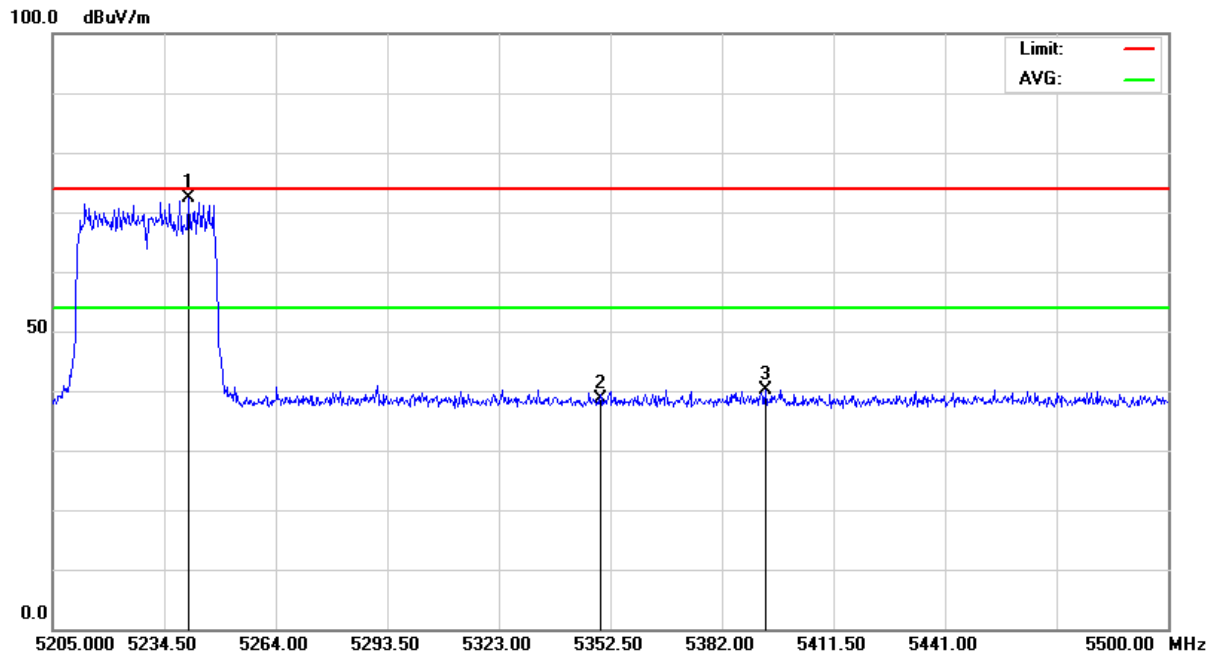


Above 5350MHz (ac - HT40_CH46)

Antenna Polarization : Horizontal



Antenna Polarization : Vertical



**Spectrum Research & Testing Lab., Inc.**

No.167, Ln. 780, Shan-Tong Rd., Ling 8, Shan-Tong Li, Chung-Li City, Taoyuan County 320, Taiwan (R.O.C.)

TEST REPORTReference No.: A15102101
Report No.: FCCA15102101-01
FCC ID : ZME-MLWG3
Page: 409 of 484
Date: Dec. 22, 2015

Below 5150MHz (ac - HT80_CH42)

Temperature:	24 °C	Humidity:	67 %RH
Frequency Range:	5.00 GHz – 5.255 GHz	Tested Mode:	MLWG3/64_5.1G 802.11ac - HT80
Detector Type:	PK. and AV.	IF Bandwidth:	1 MHz
Tested By:	Richard Lin	Tested Date:	Dec. 03, 2015

Frequency (MHz)	Correct Factor (dB)	Ant. Fac. (dB/m)	Ant. Pol. (H/V)	Reading (dBuV)		Emission (dBuV/m)		Limit Line (dBuV/m)		Over Limit (dB)	
				PK	AV	PK	AV	PK	AV	PK	AV
5100.45	-27.63	33.48	H	34.30	23.68	40.15	29.53	68.3	48.3	-28.15	-18.77
5150.00	-27.51	33.52	V	32.42	21.64	38.43	27.65	68.3	48.3	-29.87	-20.65
5350.00	-26.99	33.68	H	31.66	20.08	38.35	26.77	68.3	48.3	-29.95	-21.53
5359.39	-26.97	33.69	V	34.24	23.82	40.96	30.54	68.3	48.3	-27.34	-17.76

Above 5350MHz (ac - HT80_CH42)

Temperature:	24 °C	Humidity:	67 %RH
Frequency Range:	5.165 GHz – 5.50 GHz	Tested Mode:	MLWG3/64_5.1G 802.11ac - HT80
Detector Type:	PK. and AV.	IF Bandwidth:	1 MHz
Tested By:	Richard Lin	Tested Date:	Dec. 03, 2015

Frequency (MHz)	Correct Factor (dB)	Ant. Fac. (dB/m)	Ant. Pol. (H/V)	Reading (dBuV)		Emission (dBuV/m)		Limit Line (dBuV/m)		Over Limit (dB)	
				PK	AV	PK	AV	PK	AV	PK	AV
5142.78	-27.53	33.51	H	34.83	23.50	40.82	29.49	68.3	48.3	-27.48	-18.81
5150.00	-27.51	33.52	V	32.37	23.20	38.38	29.21	68.3	48.3	-29.92	-19.09
5350.00	-26.99	33.68	H	31.15	20.52	37.84	27.21	68.3	48.3	-30.46	-21.09
5378.51	-26.92	33.70	V	34.52	22.97	41.30	29.75	68.3	48.3	-27.00	-18.55



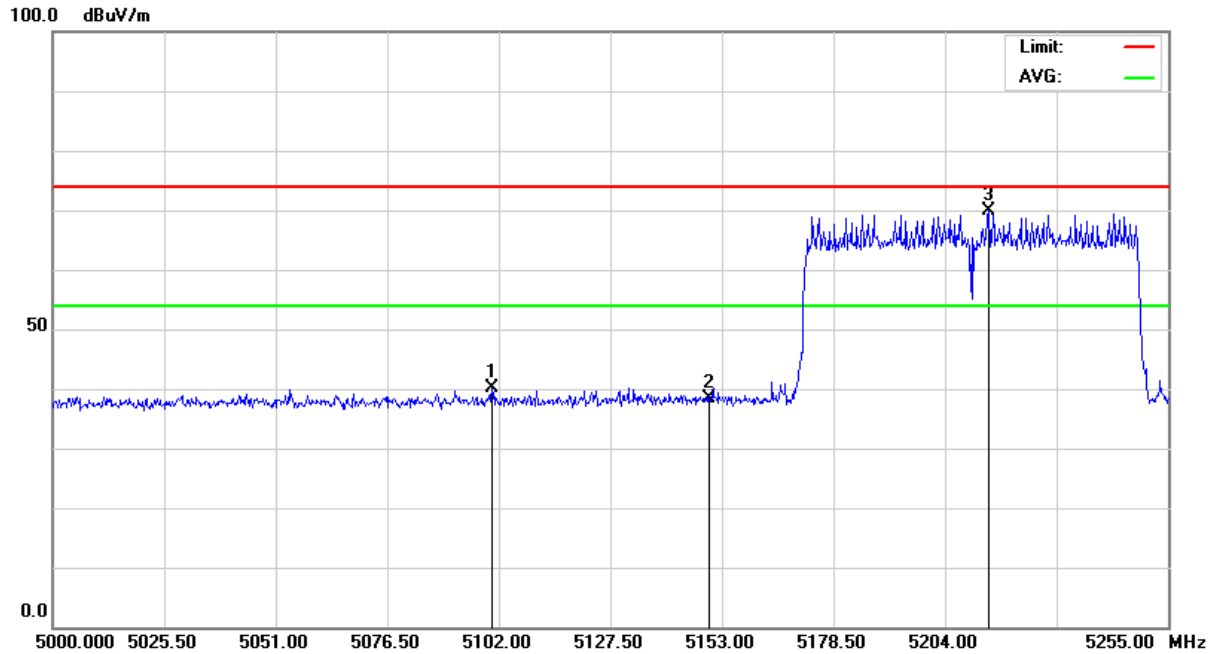
Spectrum Research & Testing Lab., Inc.
No.167, Ln. 780, Shan-Tong Rd., Ling 8, Shan-Tong Li, Chung-Li City, Taoyuan County 320, Taiwan (R.O.C.)

TEST REPORT

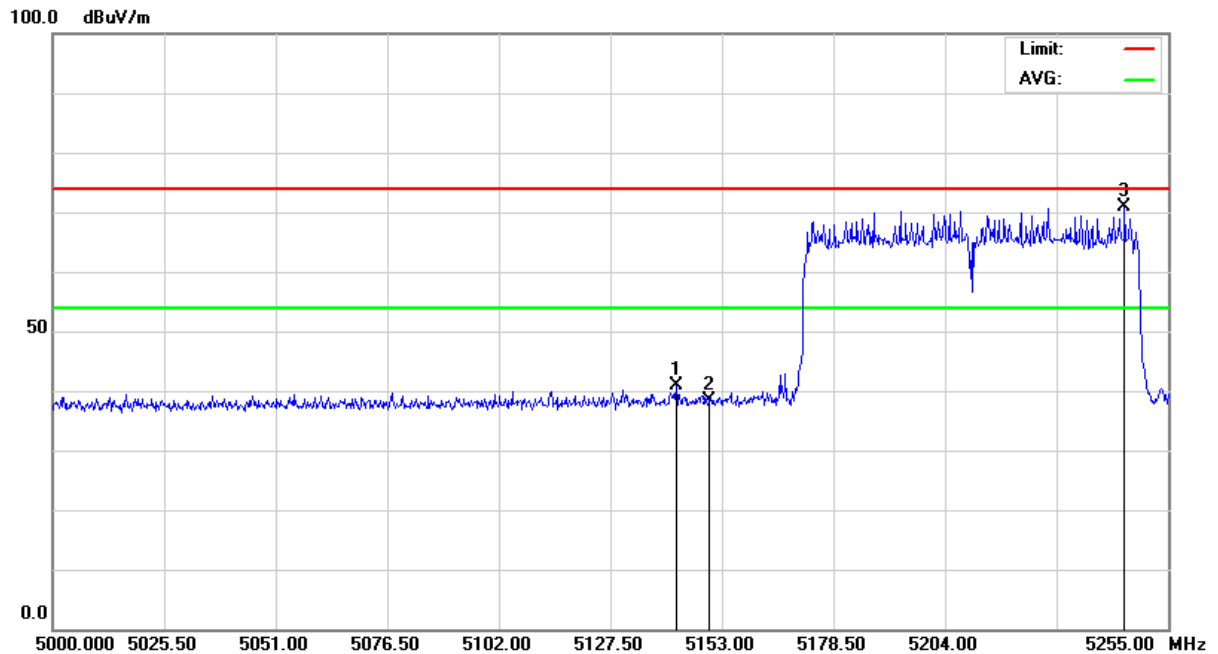
Reference No.: A15102101
Report No.: FCCA15102101-01
FCC ID : ZME-MLWG3
Page: 410 of 484
Date: Dec. 22, 2015

Below 5150MHz (ac - HT80_CH42)

Antenna Polarization : Horizontal



Antenna Polarization : Vertical





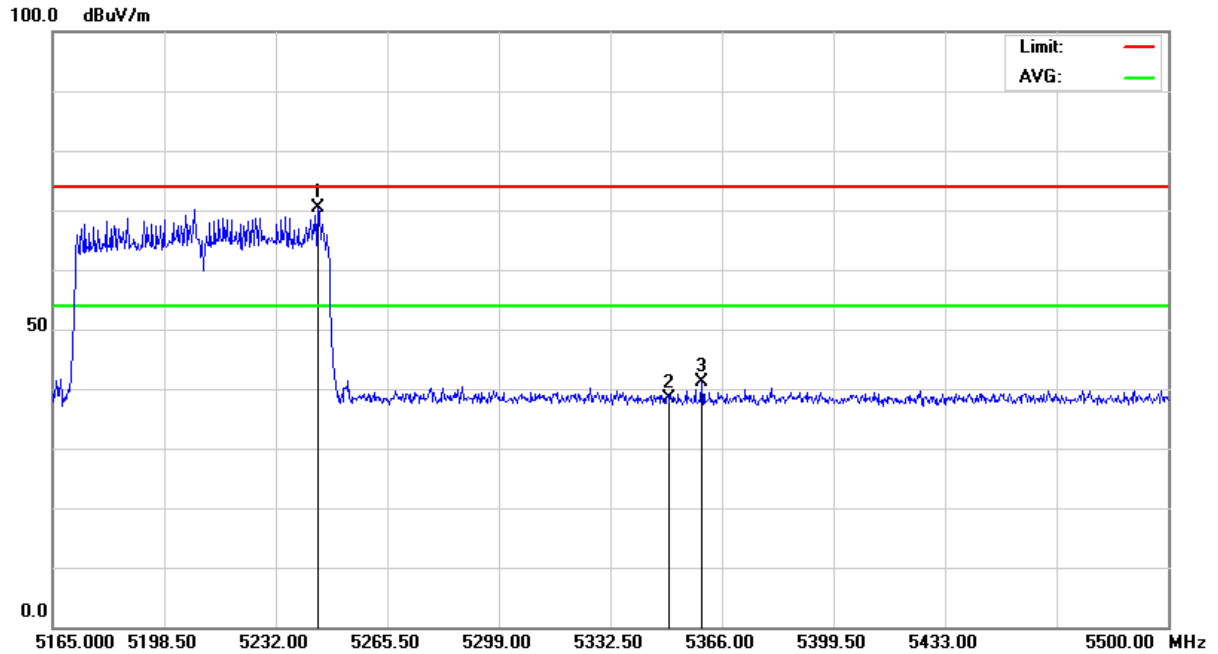
Spectrum Research & Testing Lab., Inc.
No.167, Ln. 780, Shan-Tong Rd., Ling 8, Shan-Tong Li, Chung-Li City, Taoyuan County 320, Taiwan (R.O.C.)

TEST REPORT

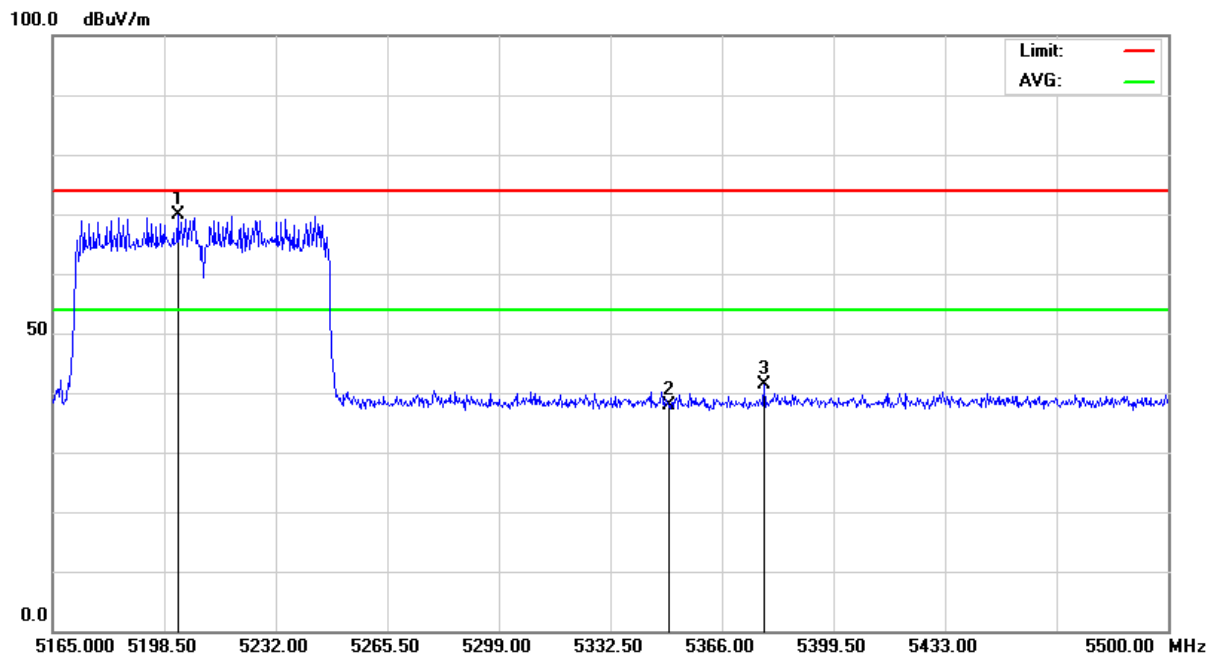
Reference No.: A15102101
Report No.: FCCA15102101-01
FCC ID : ZME-MLWG3
Page: 411 of 484
Date: Dec. 22, 2015

Above 5350MHz (ac - HT80_CH42)

Antenna Polarization : Horizontal



Antenna Polarization : Vertical





Spectrum Research & Testing Lab., Inc.
 No.167,Ln. 780, Shan-Tong Rd.,Ling 8, Shan-Tong Li, Chung-Li City, Taoyuan County 320, Taiwan (R.O.C.)

TEST REPORT

Reference No.: A15102101
 Report No.: FCCA15102101-01
 FCC ID : ZME-MLWG3
 Page: 412 of 484
 Date: Dec. 22, 2015

Below 5725MHz (a_CH149)

Temperature:	23 °C	Humidity:	65 %RH
Frequency Range:	5.60 GHz – 5.755 GHz	Tested Mode:	MLWG3/64_5.8G 802.11a
Detector Type:	PK. and AV.	IF Bandwidth:	1 MHz
Tested By:	Richard Lin	Tested Date:	Nov. 02, 2015

Frequency (MHz)	Correct Factor (dB)	Ant. Fac. (dB/m)	Ant. Pol. (H/V)	Reading (dBuV)		Emission (dBuV/m)		Limit Line (dBuV/m)		Over Limit (dB)	
				PK	AV	PK	AV	PK	AV	PK	AV
5721.69	-26.91	33.80	H	32.51	22.03	39.40	28.92	68.3	48.3	-28.90	-19.38
5721.64	-26.91	33.80	V	31.94	21.48	38.83	28.37	68.3	48.3	-29.47	-19.93
5725.00	-26.92	33.80	H	30.88	20.39	37.76	27.27	68.3	48.3	-30.54	-21.03
5725.00	-26.92	33.80	V	30.14	19.64	37.02	26.52	68.3	48.3	-31.28	-21.78

Above 5850MHz (a_CH165)

Temperature:	23 °C	Humidity:	65 %RH
Frequency Range:	5.81 GHz – 6.00 GHz	Tested Mode:	MLWG3/64_5.8G 802.11a
Detector Type:	PK. and AV.	IF Bandwidth:	1 MHz
Tested By:	Richard Lin	Tested Date:	Nov. 02, 2015

Frequency (MHz)	Correct Factor (dB)	Ant. Fac. (dB/m)	Ant. Pol. (H/V)	Reading (dBuV)		Emission (dBuV/m)		Limit Line (dBuV/m)		Over Limit (dB)	
				PK	AV	PK	AV	PK	AV	PK	AV
5850.00	-27.09	33.80	H	31.50	21.01	38.21	27.72	68.3	48.3	-30.09	-20.58
5850.00	-27.09	33.80	V	29.46	18.97	36.17	25.68	68.3	48.3	-32.13	-22.62
5853.87	-27.10	33.80	H	31.59	21.04	38.29	27.74	68.3	48.3	-30.01	-20.56
5856.54	-27.10	33.80	V	31.48	20.95	38.18	27.65	68.3	48.3	-30.12	-20.65



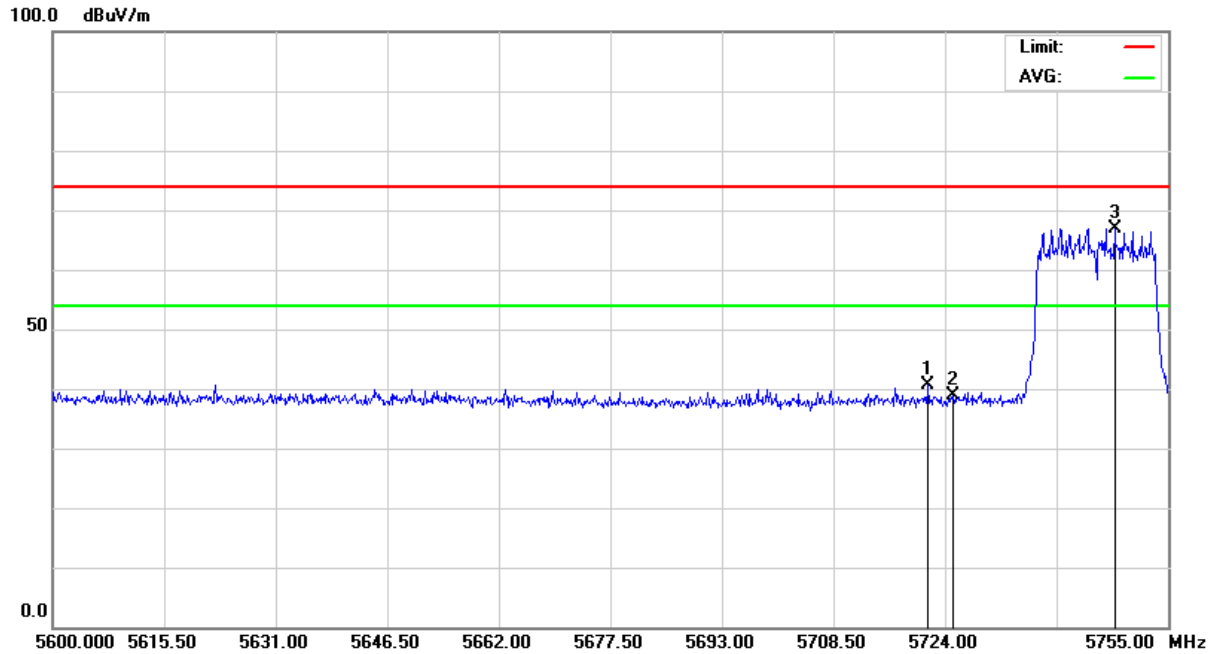
Spectrum Research & Testing Lab., Inc.
No.167, Ln. 780, Shan-Tong Rd., Ling 8, Shan-Tong Li, Chung-Li City, Taoyuan County 320, Taiwan (R.O.C.)

TEST REPORT

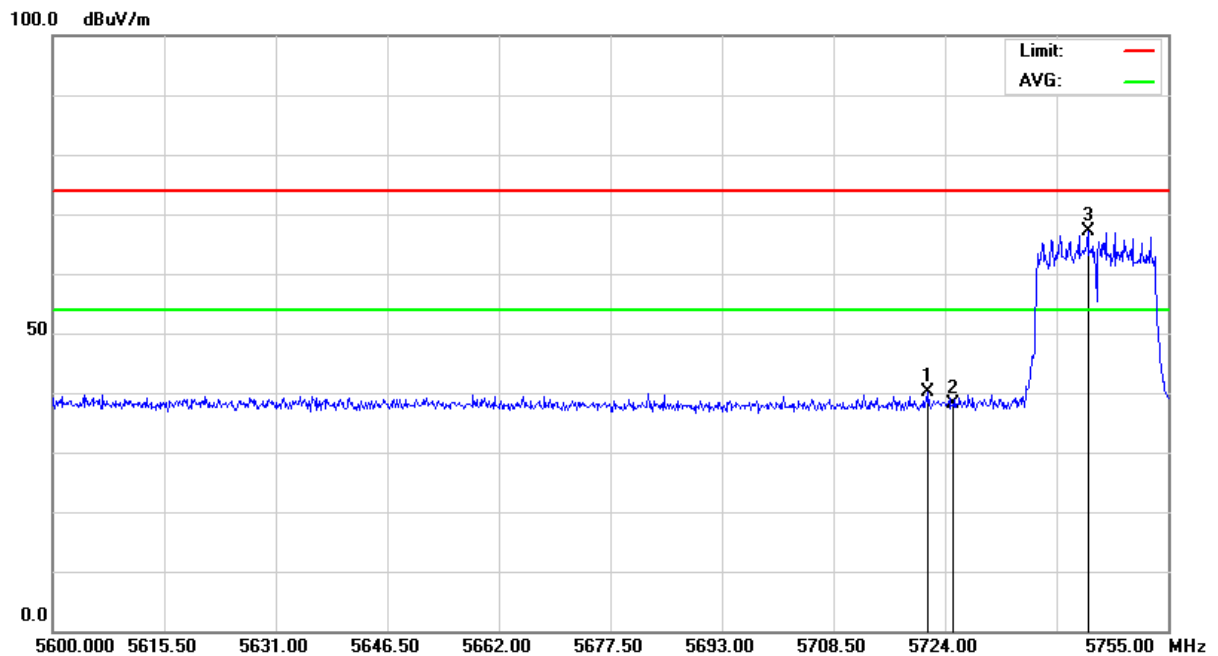
Reference No.: A15102101
Report No.: FCCA15102101-01
FCC ID : ZME-MLWG3
Page: 413 of 484
Date: Dec. 22, 2015

Below 5725MHz (a_CH149)

Antenna Polarization : Horizontal



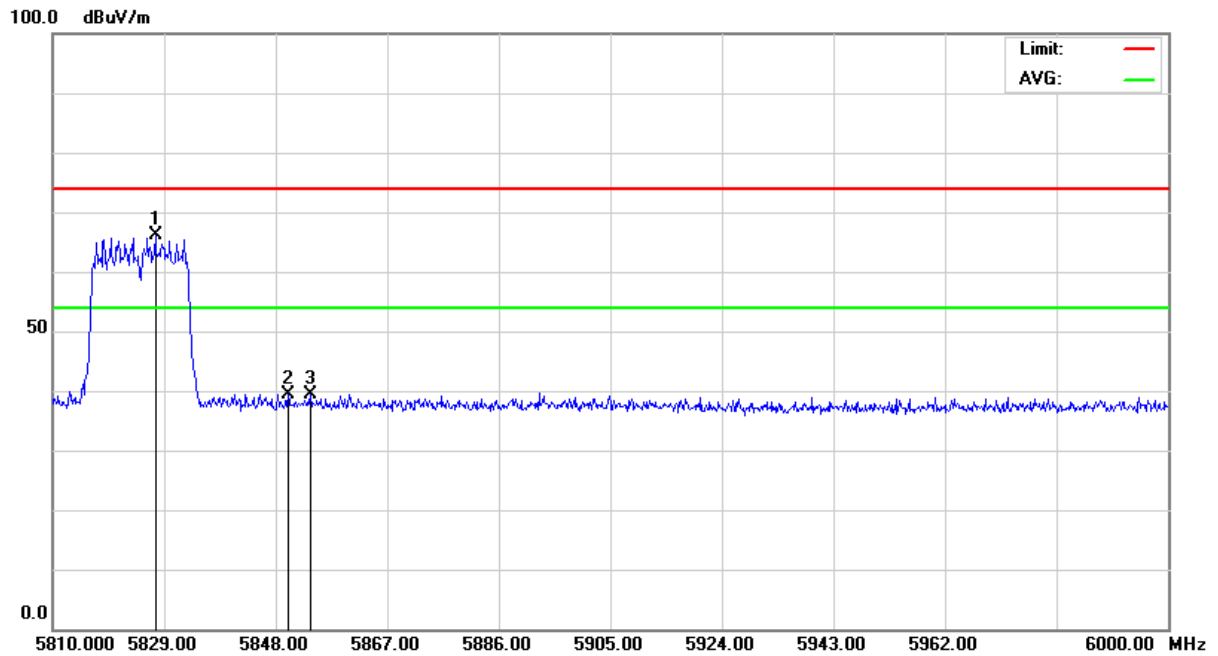
Antenna Polarization : Vertical



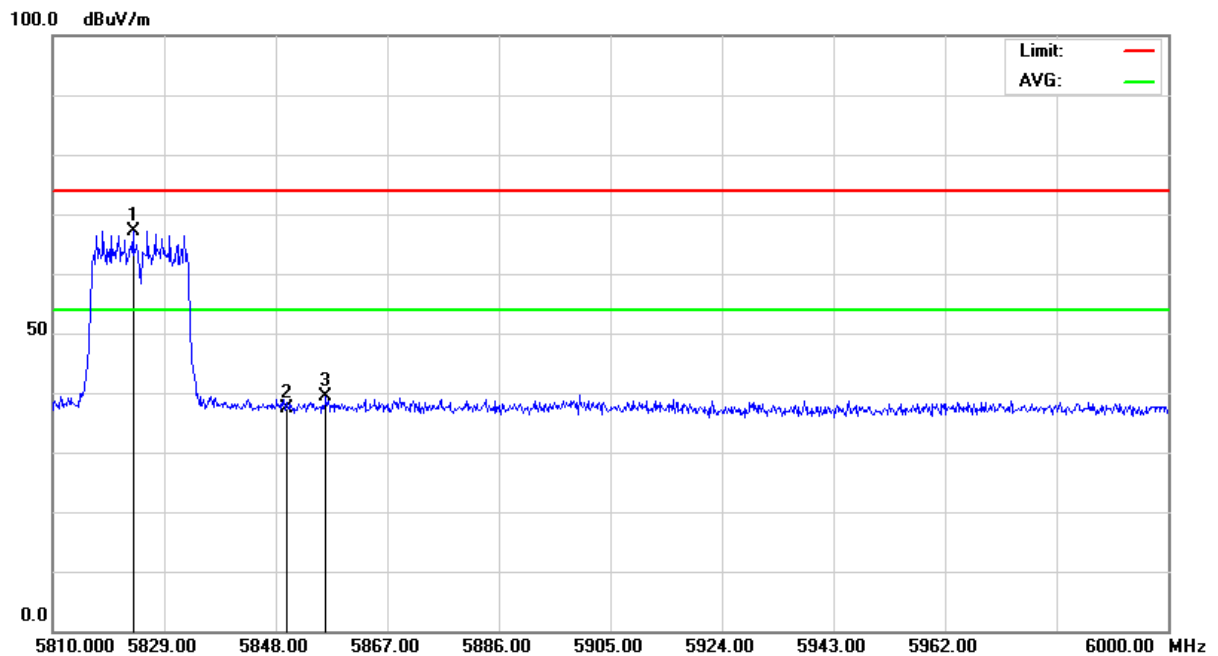


Above 5850MHz (a_CH165)

Antenna Polarization : Horizontal



Antenna Polarization : Vertical



**Spectrum Research & Testing Lab., Inc.**

No.167, Ln. 780, Shan-Tong Rd., Ling 8, Shan-Tong Li, Chung-Li City, Taoyuan County 320, Taiwan (R.O.C.)

TEST REPORTReference No.: A15102101
Report No.: FCCA15102101-01
FCC ID : ZME-MLWG3
Page: 415 of 484
Date: Dec. 22, 2015

Below 5725MHz (n - HT20_CH149)

Temperature:	23 °C	Humidity:	65 %RH
Frequency Range:	5.60 GHz – 5.755 GHz	Tested Mode:	MLWG3/64_5.8G 802.11n - HT20
Detector Type:	PK. and AV.	IF Bandwidth:	1 MHz
Tested By:	Richard Lin	Tested Date:	Nov. 02, 2015

Frequency (MHz)	Correct Factor (dB)	Ant. Fac. (dB/m)	Ant. Pol. (H/V)	Reading (dBuV)		Emission (dBuV/m)		Limit Line (dBuV/m)		Over Limit (dB)	
				PK	AV	PK	AV	PK	AV	PK	AV
5721.06	-26.91	33.80	H	32.24	21.78	39.13	28.67	68.3	48.3	-29.17	-19.63
5722.60	-26.92	33.80	V	31.83	21.35	38.71	28.23	68.3	48.3	-29.59	-20.07
5725.00	-26.92	33.80	H	29.74	19.30	36.62	26.18	68.3	48.3	-31.68	-22.12
5725.00	-26.92	33.80	V	30.01	19.55	36.89	26.43	68.3	48.3	-31.41	-21.87

Above 5850MHz (n - HT20_CH165)

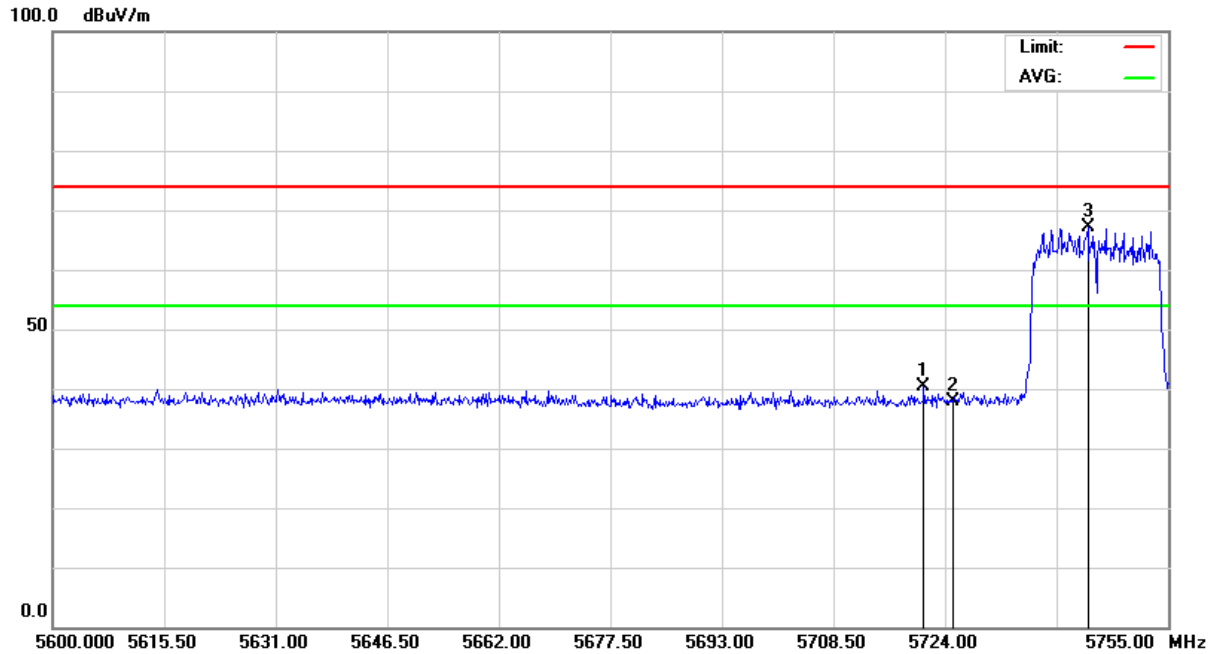
Temperature:	23 °C	Humidity:	65 %RH
Frequency Range:	5.81 GHz – 6.00 GHz	Tested Mode:	MLWG3/64_5.8G 802.11n - HT20
Detector Type:	PK. and AV.	IF Bandwidth:	1 MHz
Tested By:	Richard Lin	Tested Date:	Nov. 02, 2015

Frequency (MHz)	Correct Factor (dB)	Ant. Fac. (dB/m)	Ant. Pol. (H/V)	Reading (dBuV)		Emission (dBuV/m)		Limit Line (dBuV/m)		Over Limit (dB)	
				PK	AV	PK	AV	PK	AV	PK	AV
5850.00	-27.09	33.80	H	29.31	18.88	36.02	25.59	68.3	48.3	-32.28	-22.71
5850.00	-27.09	33.80	V	30.55	20.02	37.26	26.73	68.3	48.3	-31.04	-21.57
5854.47	-27.10	33.80	H	31.61	21.17	38.31	27.87	68.3	48.3	-29.99	-20.43
5873.07	-27.12	33.80	V	31.72	21.24	38.40	27.92	68.3	48.3	-29.90	-20.38

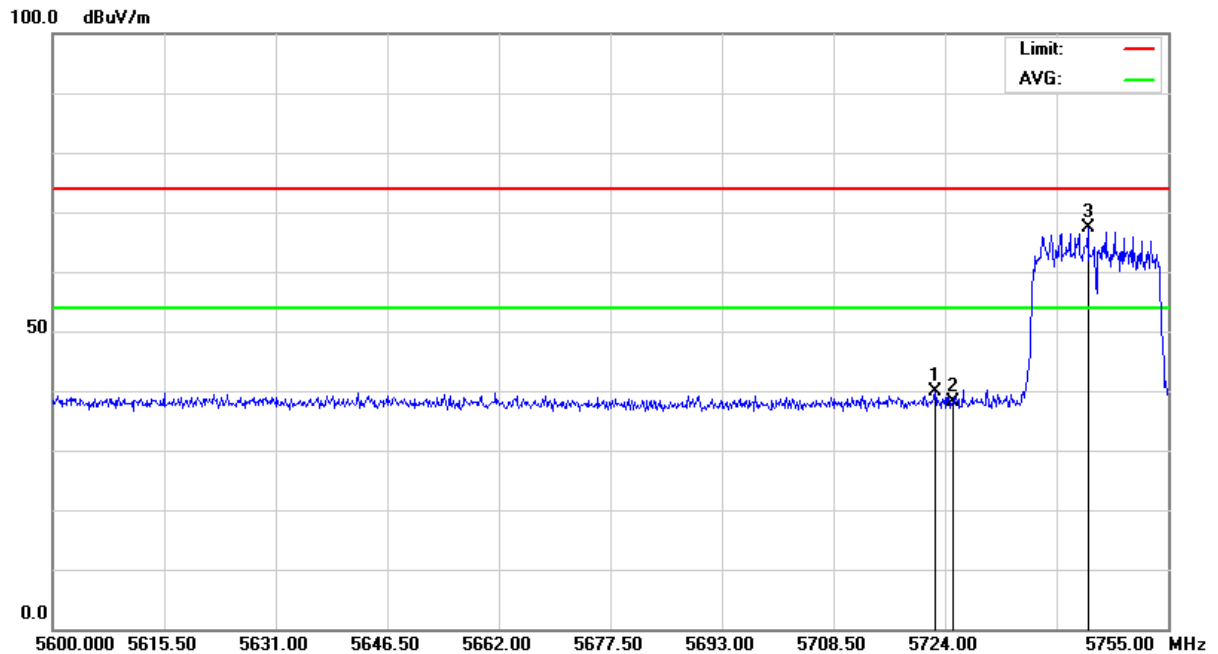


Below 5725MHz (n - HT20_CH149)

Antenna Polarization : Horizontal



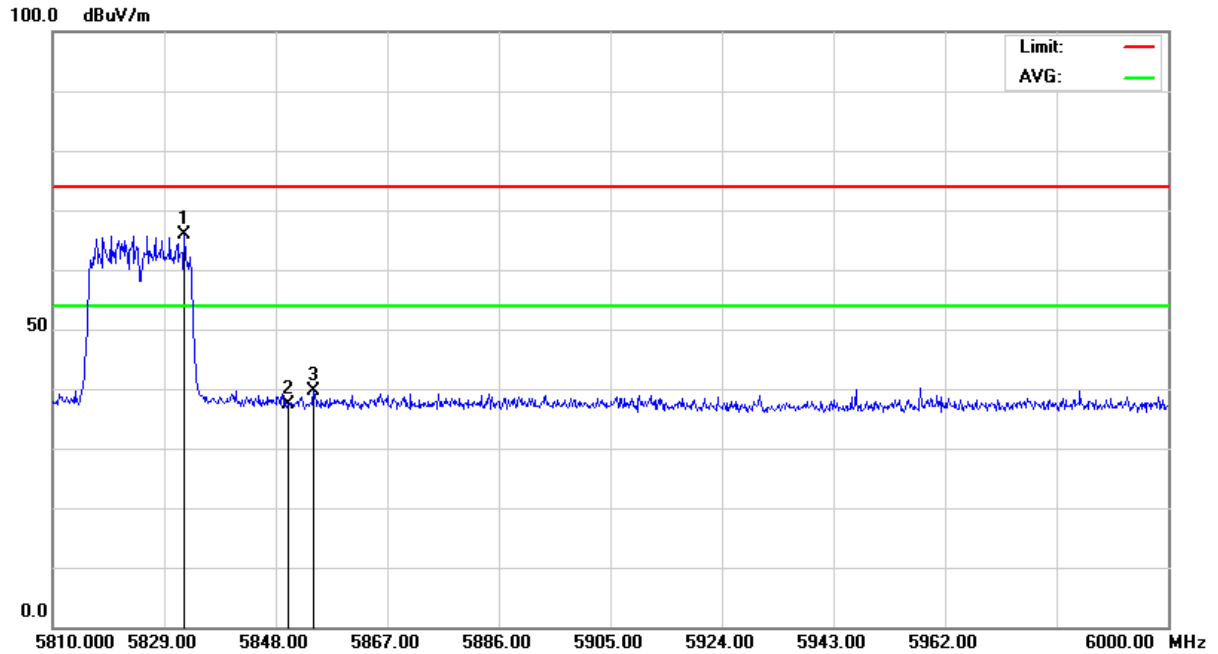
Antenna Polarization : Vertical



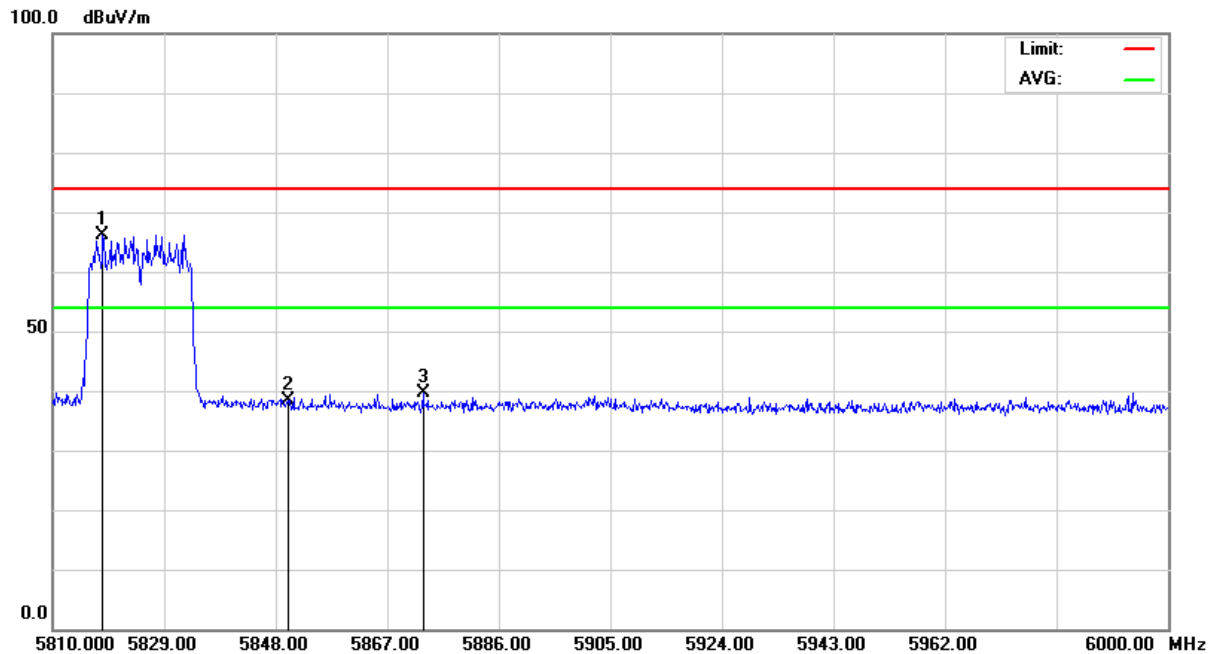


Above 5850MHz (n - HT20_CH165)

Antenna Polarization : Horizontal



Antenna Polarization : Vertical





Spectrum Research & Testing Lab., Inc.
 No.167, Ln. 780, Shan-Tong Rd., Ling 8, Shan-Tong Li, Chung-Li City, Taoyuan County 320, Taiwan (R.O.C.)

TEST REPORT

Reference No.: A15102101
 Report No.: FCCA15102101-01
 FCC ID : ZME-MLWG3
 Page: 418 of 484
 Date: Dec. 22, 2015

Below 5725MHz (ac - HT20_CH149)

Temperature:	23 °C	Humidity:	65 %RH
Frequency Range:	5.60 GHz – 5.755 GHz	Tested Mode:	MLWG3/64_5.8G 802.11ac - HT20
Detector Type:	PK. and AV.	IF Bandwidth:	1 MHz
Tested By:	Richard Lin	Tested Date:	Nov. 02, 2015

Frequency (MHz)	Correct Factor (dB)	Ant. Fac. (dB/m)	Ant. Pol. (H/V)	Reading (dBuV)		Emission (dBuV/m)		Limit Line (dBuV/m)		Over Limit (dB)	
				PK	AV	PK	AV	PK	AV	PK	AV
5712.08	-26.90	33.80	H	31.33	20.85	38.23	27.75	68.3	48.3	-30.07	-20.55
5724.03	-26.92	33.80	V	31.63	21.17	38.51	28.05	68.3	48.3	-29.79	-20.25
5725.00	-26.92	33.80	H	30.28	19.76	37.16	26.64	68.3	48.3	-31.14	-21.66
5725.00	-26.92	33.80	V	30.43	20.01	37.31	26.89	68.3	48.3	-30.99	-21.41

Above 5850MHz (ac - HT20_CH165)

Temperature:	23 °C	Humidity:	65 %RH
Frequency Range:	5.81 GHz – 6.00 GHz	Tested Mode:	MLWG3/64_5.8G 802.11ac - HT20
Detector Type:	PK. and AV.	IF Bandwidth:	1 MHz
Tested By:	Richard Lin	Tested Date:	Nov. 02, 2015

Frequency (MHz)	Correct Factor (dB)	Ant. Fac. (dB/m)	Ant. Pol. (H/V)	Reading (dBuV)		Emission (dBuV/m)		Limit Line (dBuV/m)		Over Limit (dB)	
				PK	AV	PK	AV	PK	AV	PK	AV
5850.00	-27.09	33.80	H	29.77	19.22	36.48	25.93	68.3	48.3	-31.82	-22.37
5850.00	-27.09	33.80	V	30.33	19.87	37.04	26.58	68.3	48.3	-31.26	-21.72
5857.84	-27.10	33.80	H	31.29	20.74	37.99	27.44	68.3	48.3	-30.31	-20.86
5852.96	-27.10	33.80	V	31.90	21.44	38.60	28.14	68.3	48.3	-29.70	-20.16



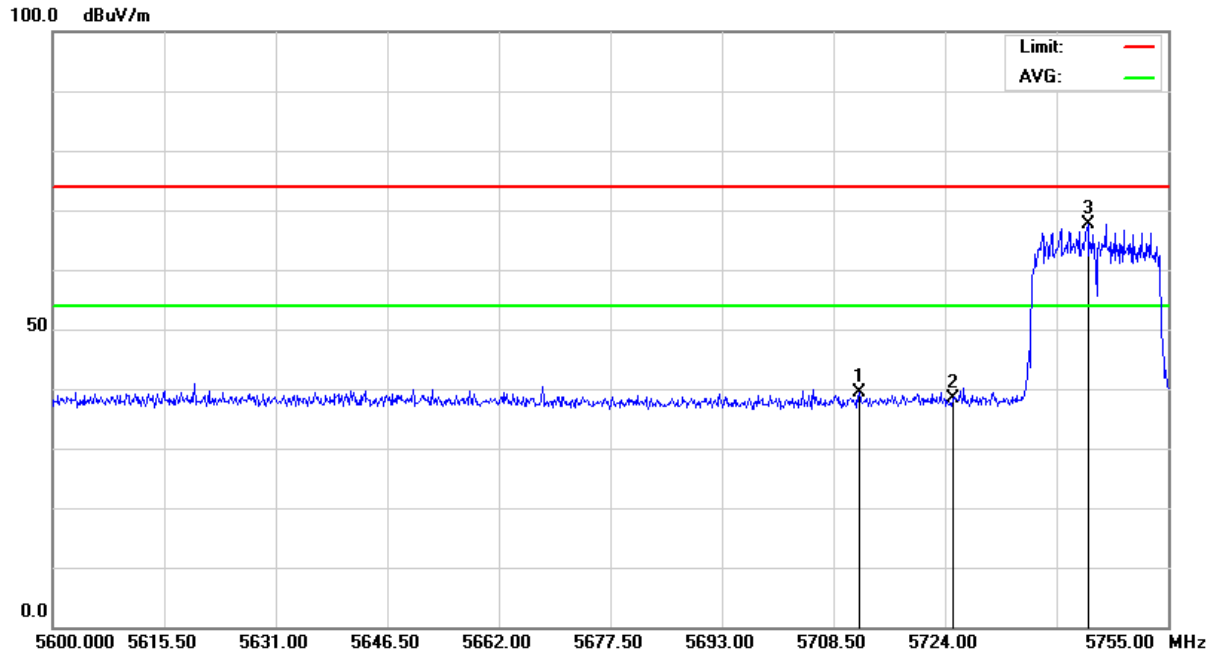
Spectrum Research & Testing Lab., Inc.
No.167, Ln. 780, Shan-Tong Rd., Ling 8, Shan-Tong Li, Chung-Li City, Taoyuan County 320, Taiwan (R.O.C.)

TEST REPORT

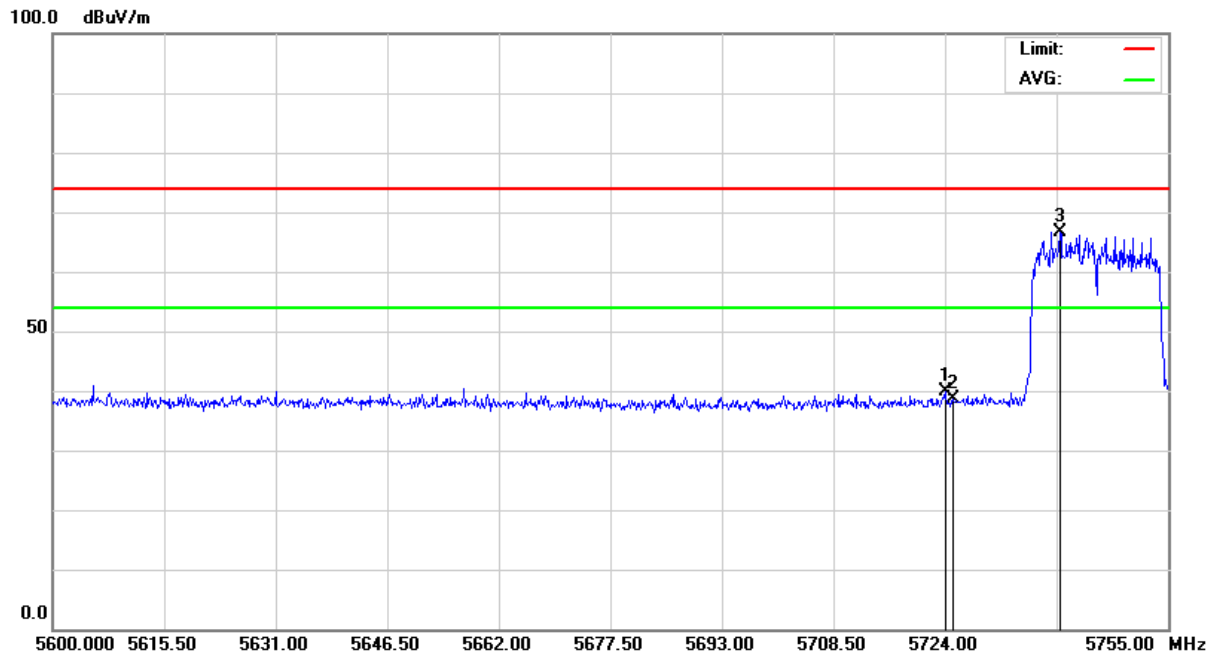
Reference No.: A15102101
Report No.: FCCA15102101-01
FCC ID : ZME-MLWG3
Page: 419 of 484
Date: Dec. 22, 2015

Below 5725MHz (ac - HT20_CH149)

Antenna Polarization : Horizontal



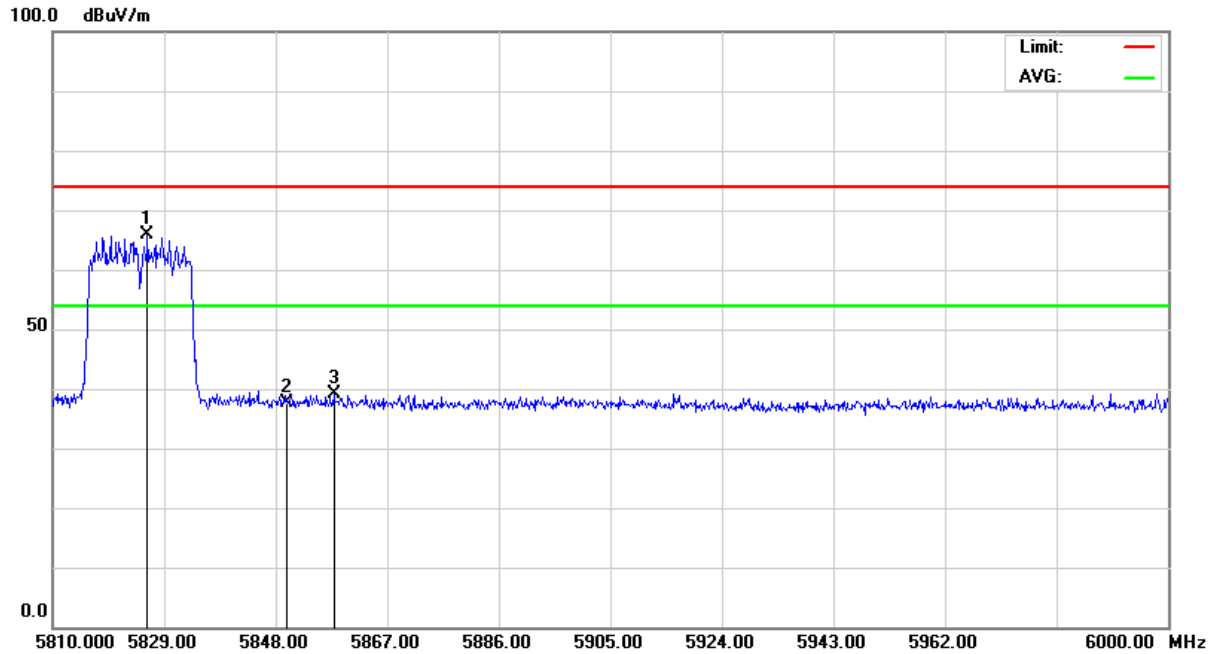
Antenna Polarization : Vertical



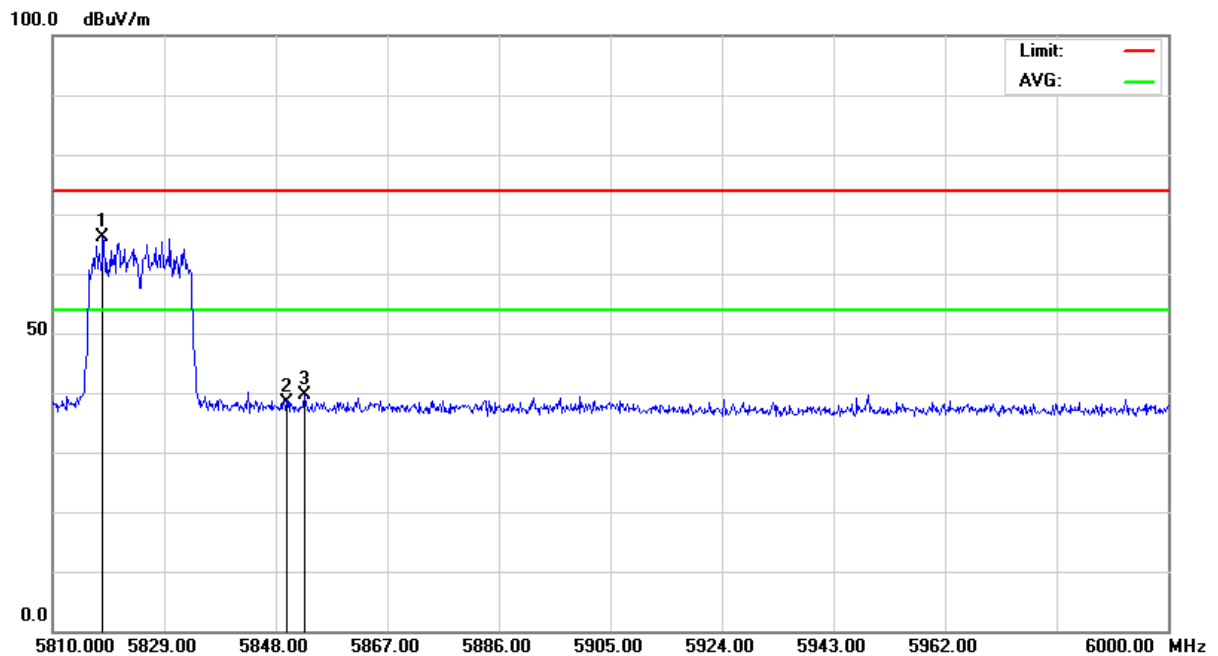


Above 5850MHz (ac - HT20_CH165)

Antenna Polarization : Horizontal



Antenna Polarization : Vertical



**Spectrum Research & Testing Lab., Inc.**

No.167, Ln. 780, Shan-Tong Rd., Ling 8, Shan-Tong Li, Chung-Li City, Taoyuan County 320, Taiwan (R.O.C.)

TEST REPORTReference No.: A15102101
Report No.: FCCA15102101-01
FCC ID : ZME-MLWG3
Page: 421 of 484
Date: Dec. 22, 2015

Below 5725MHz (n - HT40_CH151)

Temperature:	23 °C	Humidity:	65 %RH
Frequency Range:	5.60 GHz – 5.775 GHz	Tested Mode:	MLWG3/64_5.8G 802.11n - HT40
Detector Type:	PK. and AV.	IF Bandwidth:	1 MHz
Tested By:	Richard Lin	Tested Date:	Nov. 02, 2015

Frequency (MHz)	Correct Factor (dB)	Ant. Fac. (dB/m)	Ant. Pol. (H/V)	Reading (dBuV)		Emission (dBuV/m)		Limit Line (dBuV/m)		Over Limit (dB)	
				PK	AV	PK	AV	PK	AV	PK	AV
5718.63	-26.91	33.80	H	31.93	21.47	38.82	28.36	68.3	48.3	-29.48	-19.94
5720.79	-26.91	33.80	V	32.12	21.69	39.01	28.58	68.3	48.3	-29.29	-19.72
5725.00	-26.92	33.80	H	30.10	19.66	36.98	26.54	68.3	48.3	-31.32	-21.76
5725.00	-26.92	33.80	V	29.58	19.03	36.46	25.91	68.3	48.3	-31.84	-22.39

Above 5850MHz (n - HT40_CH159)

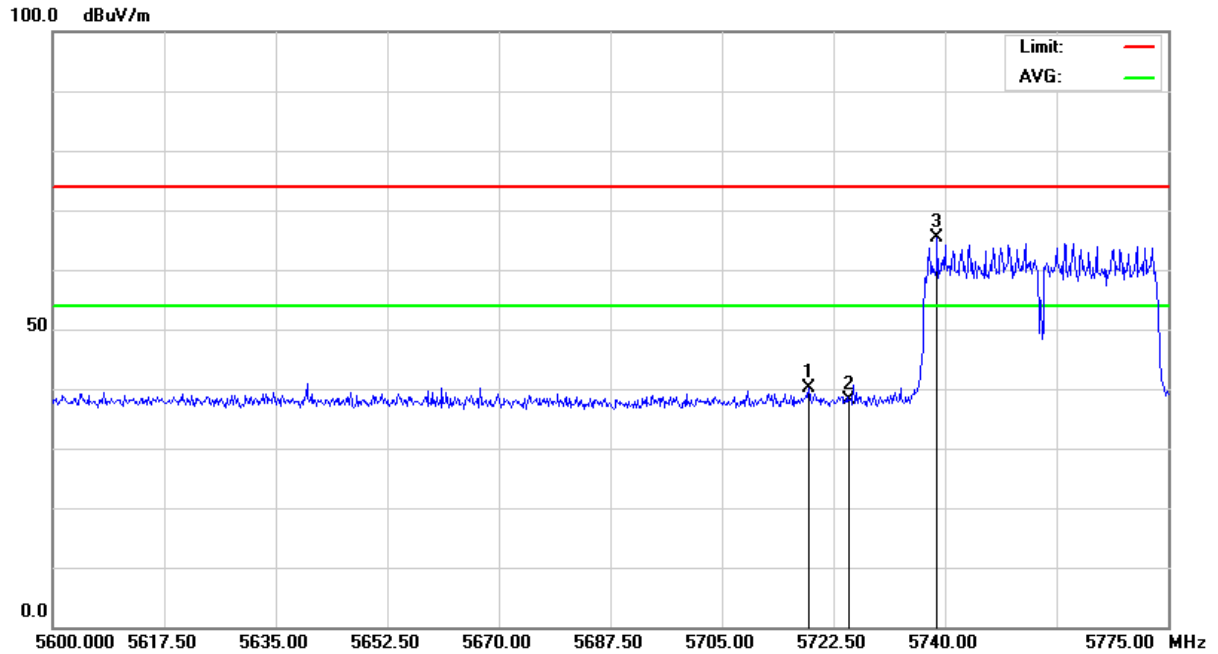
Temperature:	23 °C	Humidity:	65 %RH
Frequency Range:	5.77 GHz – 6.00 GHz	Tested Mode:	MLWG3/64_5.8G 802.11n - HT40
Detector Type:	PK. and AV.	IF Bandwidth:	1 MHz
Tested By:	Richard Lin	Tested Date:	Nov. 02, 2015

Frequency (MHz)	Correct Factor (dB)	Ant. Fac. (dB/m)	Ant. Pol. (H/V)	Reading (dBuV)		Emission (dBuV/m)		Limit Line (dBuV/m)		Over Limit (dB)	
				PK	AV	PK	AV	PK	AV	PK	AV
5850.00	-27.09	33.80	H	27.58	17.05	34.29	23.76	68.3	48.3	-34.01	-24.54
5850.00	-27.09	33.80	V	27.99	17.43	34.70	24.14	68.3	48.3	-33.60	-24.16
5852.58	-27.10	33.80	H	29.37	18.82	36.07	25.52	68.3	48.3	-32.23	-22.78
5853.94	-27.10	33.80	V	30.40	19.94	37.10	26.64	68.3	48.3	-31.20	-21.66

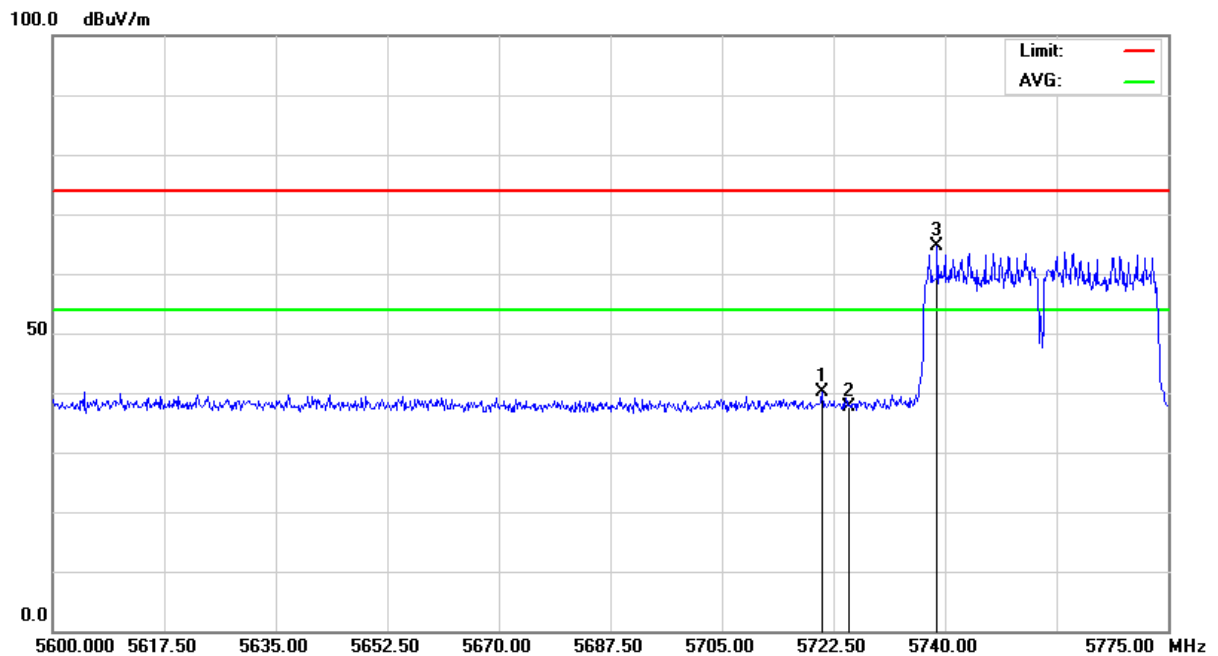


Below 5725MHz (n - HT40_CH151)

Antenna Polarization : Horizontal



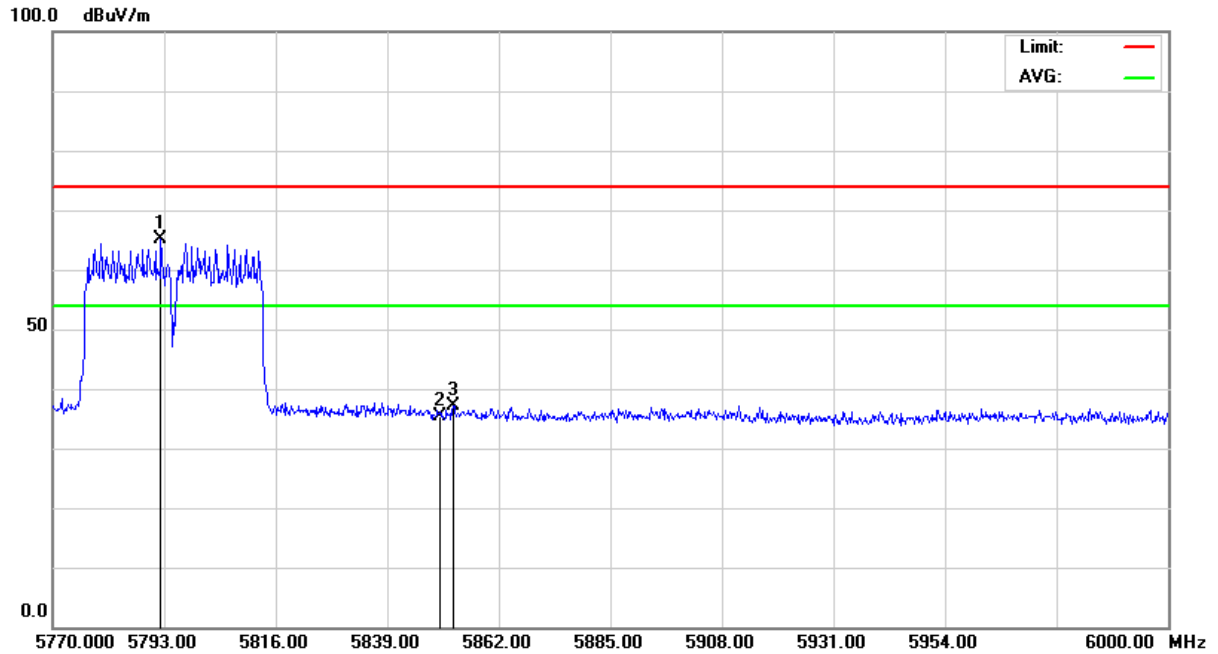
Antenna Polarization : Vertical



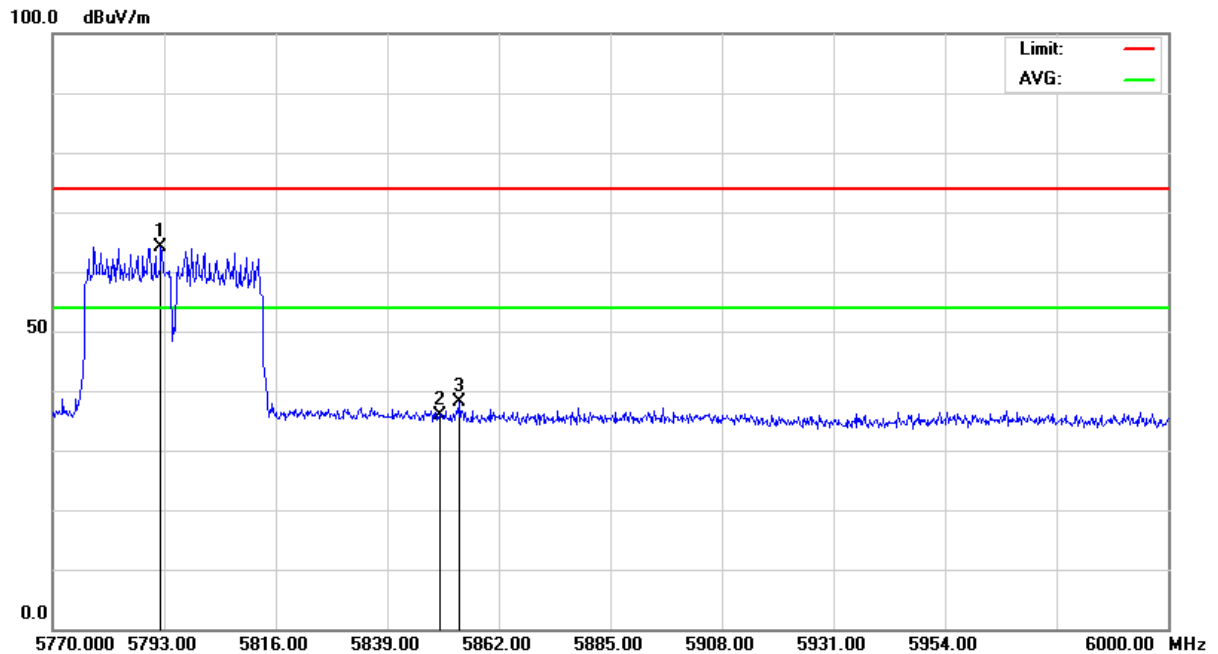


Above 5850MHz (n - HT40_CH159)

Antenna Polarization : Horizontal



Antenna Polarization : Vertical





Spectrum Research & Testing Lab., Inc.
 No.167, Ln. 780, Shan-Tong Rd., Ling 8, Shan-Tong Li, Chung-Li City, Taoyuan County 320, Taiwan (R.O.C.)

TEST REPORT

Reference No.: A15102101
 Report No.: FCCA15102101-01
 FCC ID : ZME-MLWG3
 Page: 424 of 484
 Date: Dec. 22, 2015

Below 5725MHz (ac - HT40_CH151)

Temperature:	23 °C	Humidity:	65 %RH
Frequency Range:	5.60 GHz – 5.775 GHz	Tested Mode:	MLWG3/64_5.8G 802.11ac - HT40
Detector Type:	PK. and AV.	IF Bandwidth:	1 MHz
Tested By:	Richard Lin	Tested Date:	Nov. 02, 2015

Frequency (MHz)	Correct Factor (dB)	Ant. Fac. (dB/m)	Ant. Pol. (H/V)	Reading (dBuV)		Emission (dBuV/m)		Limit Line (dBuV/m)		Over Limit (dB)	
				PK	AV	PK	AV	PK	AV	PK	AV
5722.68	-26.92	33.80	H	30.74	20.21	37.62	27.09	68.3	48.3	-30.68	-21.21
5720.53	-26.91	33.80	V	30.71	20.19	37.60	27.08	68.3	48.3	-30.70	-21.22
5725.00	-26.92	33.80	H	28.13	17.67	35.01	24.55	68.3	48.3	-33.29	-23.75
5725.00	-26.92	33.80	V	28.10	17.65	34.98	24.53	68.3	48.3	-33.32	-23.77

Above 5850MHz (ac - HT40_CH159)

Temperature:	23 °C	Humidity:	65 %RH
Frequency Range:	5.77 GHz – 6.00 GHz	Tested Mode:	MLWG3/64_5.8G 802.11ac - HT40
Detector Type:	PK. and AV.	IF Bandwidth:	1 MHz
Tested By:	Richard Lin	Tested Date:	Nov. 02, 2015

Frequency (MHz)	Correct Factor (dB)	Ant. Fac. (dB/m)	Ant. Pol. (H/V)	Reading (dBuV)		Emission (dBuV/m)		Limit Line (dBuV/m)		Over Limit (dB)	
				PK	AV	PK	AV	PK	AV	PK	AV
5850.00	-27.09	33.80	H	27.34	16.92	34.05	23.63	68.3	48.3	-34.25	-24.67
5850.00	-27.09	33.80	V	27.53	17.05	34.24	23.76	68.3	48.3	-34.06	-24.54
5859.27	-27.11	33.80	H	29.40	18.96	36.09	25.65	68.3	48.3	-32.21	-22.65
5856.29	-27.10	33.80	V	29.76	19.23	36.46	25.93	68.3	48.3	-31.84	-22.37



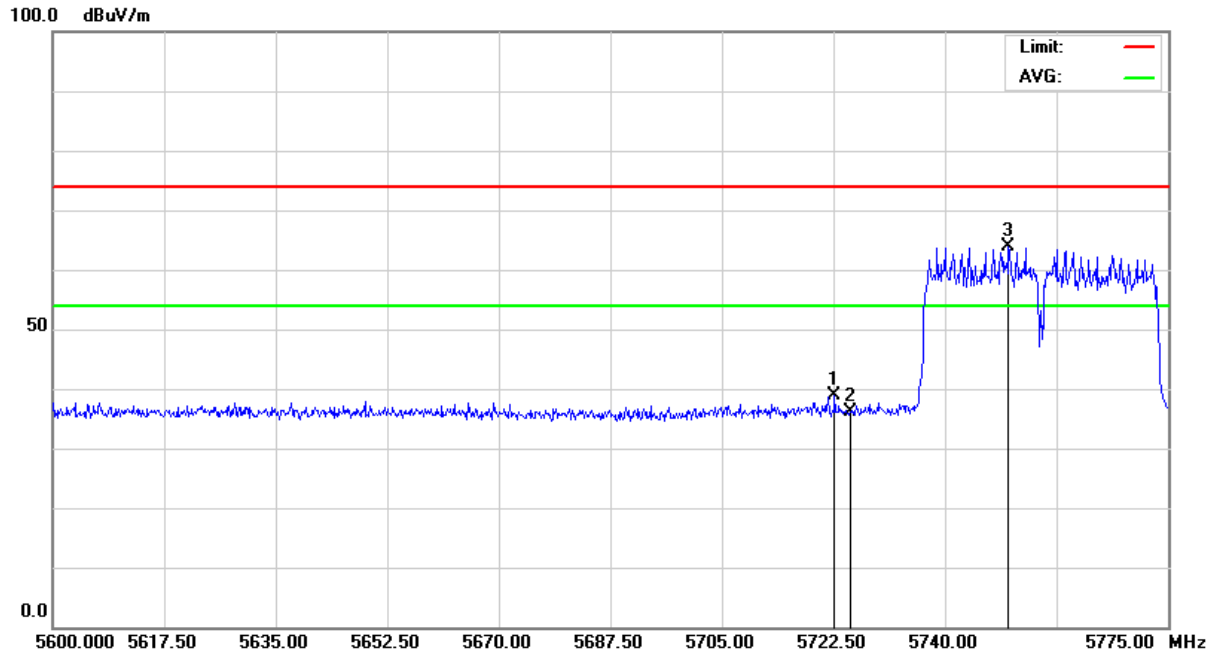
Spectrum Research & Testing Lab., Inc.
No.167, Ln. 780, Shan-Tong Rd., Ling 8, Shan-Tong Li, Chung-Li City, Taoyuan County 320, Taiwan (R.O.C.)

TEST REPORT

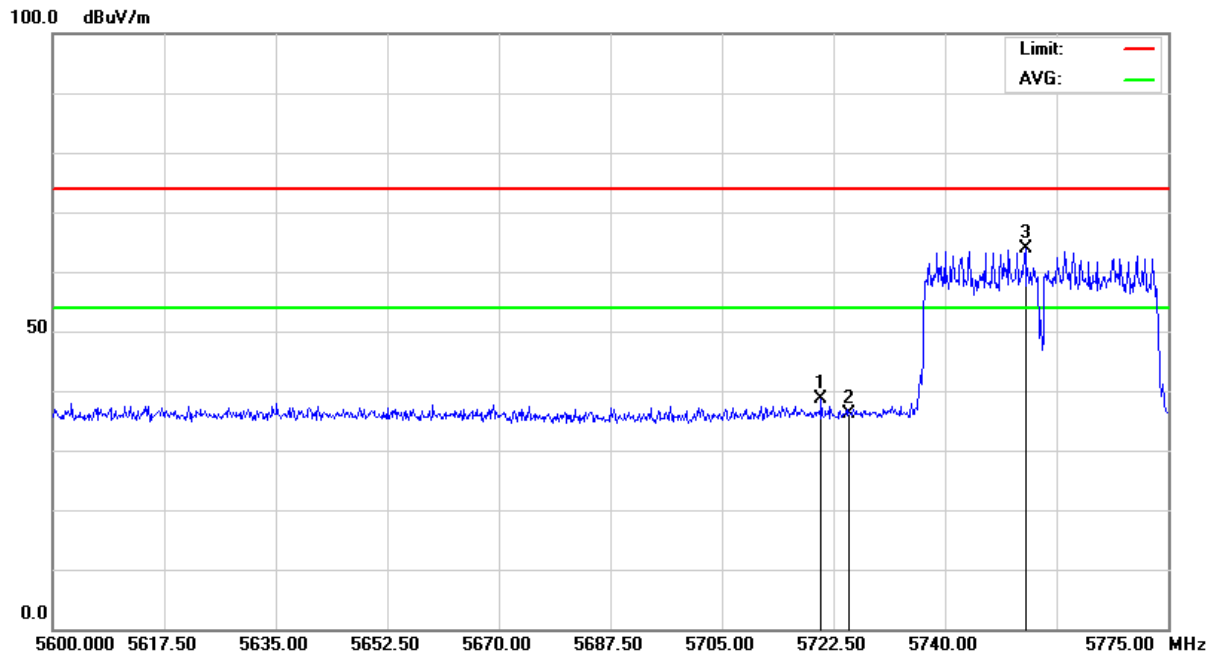
Reference No.: A15102101
Report No.: FCCA15102101-01
FCC ID : ZME-MLWG3
Page: 425 of 484
Date: Dec. 22, 2015

Below 5725MHz (ac - HT40_CH151)

Antenna Polarization : Horizontal



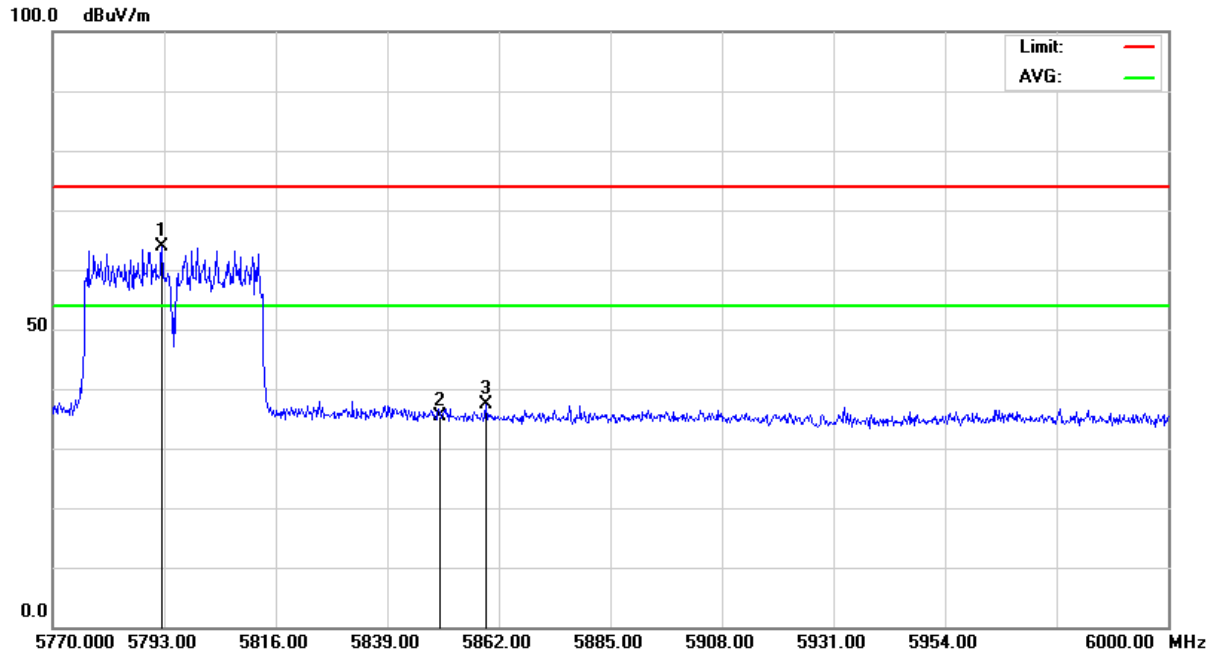
Antenna Polarization : Vertical



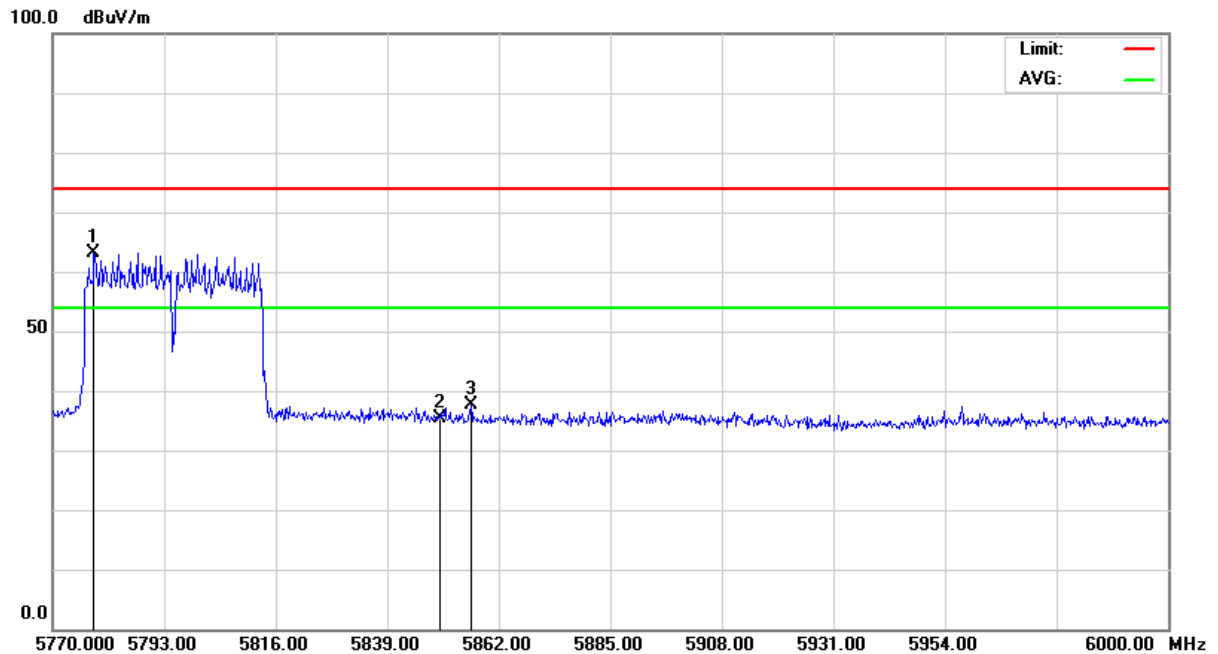


Above 5850MHz (ac - HT40_CH159)

Antenna Polarization : Horizontal



Antenna Polarization : Vertical





Spectrum Research & Testing Lab., Inc.
 No.167, Ln. 780, Shan-Tong Rd., Ling 8, Shan-Tong Li, Chung-Li City, Taoyuan County 320, Taiwan (R.O.C.)

TEST REPORT

Reference No.: A15102101
 Report No.: FCCA15102101-01
 FCC ID : ZME-MLWG3
 Page: 427 of 484
 Date: Dec. 22, 2015

Below 5725MHz (ac - HT80_CH155)

Temperature:	23 °C	Humidity:	65 %RH
Frequency Range:	5.60 GHz – 5.82 GHz	Tested Mode:	MLWG3/64_5.8G 802.11ac - HT80
Detector Type:	PK. and AV.	IF Bandwidth:	1 MHz
Tested By:	Richard Lin	Tested Date:	Nov. 02, 2015

Frequency (MHz)	Correct Factor (dB)	Ant. Fac. (dB/m)	Ant. Pol. (H/V)	Reading (dBuV)		Emission (dBuV/m)		Limit Line (dBuV/m)		Over Limit (dB)	
				PK	AV	PK	AV	PK	AV	PK	AV
5721.68	-26.91	33.80	H	30.47	19.98	37.36	26.87	68.3	48.3	-30.94	-21.43
5723.61	-26.92	33.80	V	30.54	20.01	37.42	26.89	68.3	48.3	-30.88	-21.41
5725.00	-26.92	33.80	H	28.11	17.65	34.99	24.53	68.3	48.3	-33.31	-23.77
5725.00	-26.92	33.80	V	28.30	17.83	35.18	24.71	68.3	48.3	-33.12	-23.59

Above 5850MHz (ac - HT80_CH155)

Temperature:	23 °C	Humidity:	65 %RH
Frequency Range:	5.73 GHz – 6.00 GHz	Tested Mode:	MLWG3/64_5.8G 802.11ac - HT80
Detector Type:	PK. and AV.	IF Bandwidth:	1 MHz
Tested By:	Richard Lin	Tested Date:	Nov. 02, 2015

Frequency (MHz)	Correct Factor (dB)	Ant. Fac. (dB/m)	Ant. Pol. (H/V)	Reading (dBuV)		Emission (dBuV/m)		Limit Line (dBuV/m)		Over Limit (dB)	
				PK	AV	PK	AV	PK	AV	PK	AV
5850.00	-27.09	33.80	H	27.42	17.96	34.13	24.67	68.3	48.3	-34.17	-23.63
5850.00	-27.09	33.80	V	27.73	17.25	34.44	23.96	68.3	48.3	-33.86	-24.34
5854.42	-27.10	33.80	H	29.70	19.33	36.40	26.03	68.3	48.3	-31.90	-22.27
5855.04	-27.10	33.80	V	30.01	19.58	36.71	26.28	68.3	48.3	-31.59	-22.02



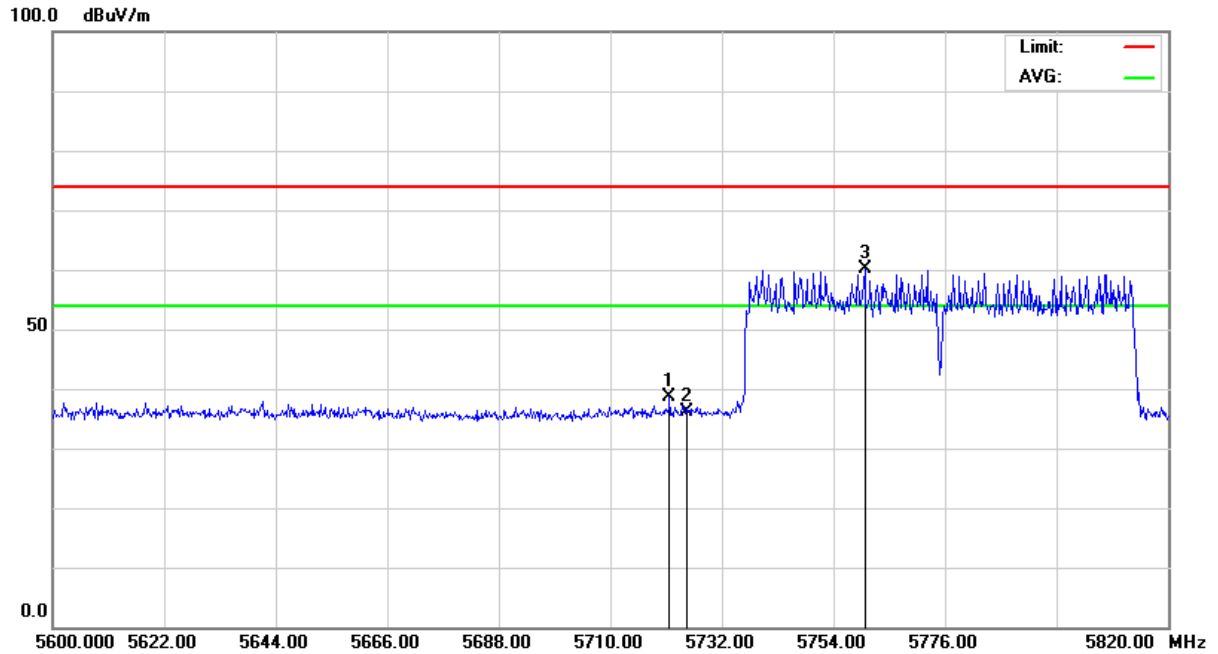
Spectrum Research & Testing Lab., Inc.
No.167, Ln. 780, Shan-Tong Rd., Ling 8, Shan-Tong Li, Chung-Li City, Taoyuan County 320, Taiwan (R.O.C.)

TEST REPORT

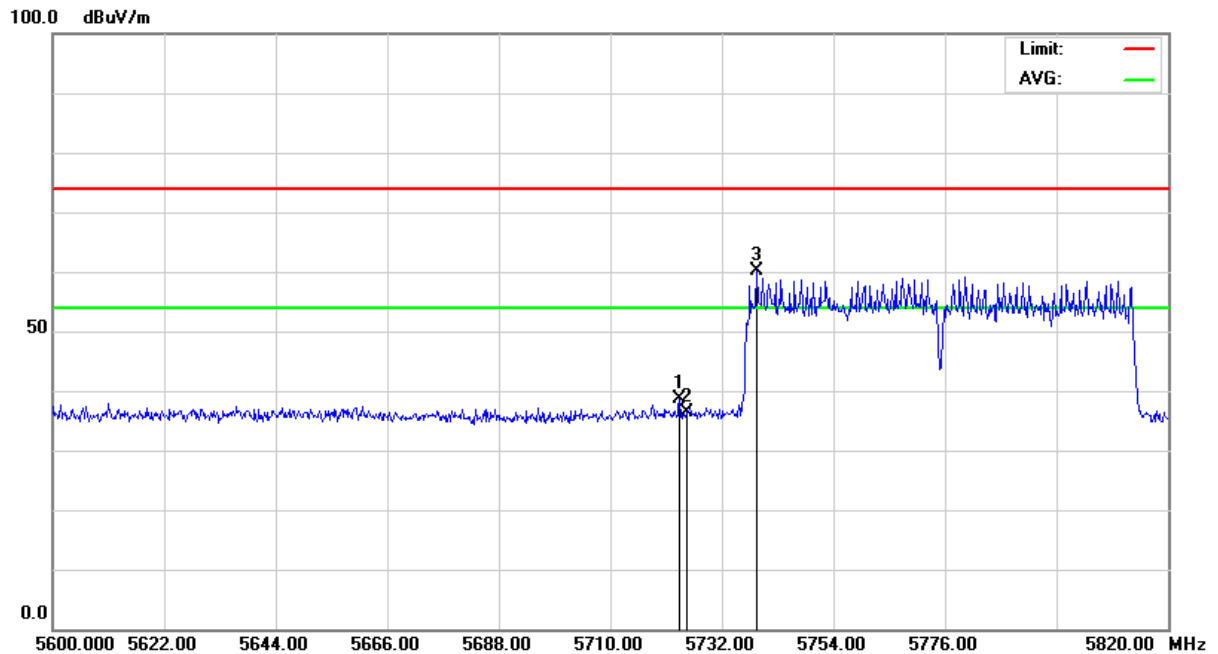
Reference No.: A15102101
Report No.: FCCA15102101-01
FCC ID : ZME-MLWG3
Page: 428 of 484
Date: Dec. 22, 2015

Below 5725MHz (ac - HT80_CH155)

Antenna Polarization : Horizontal



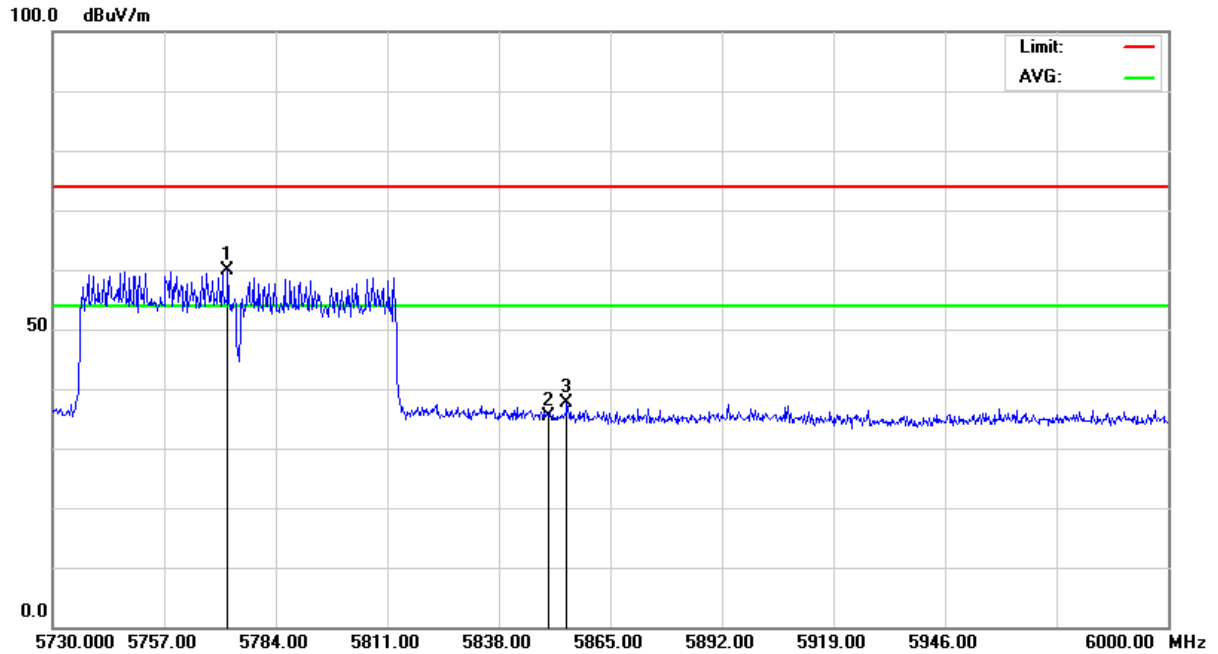
Antenna Polarization : Vertical



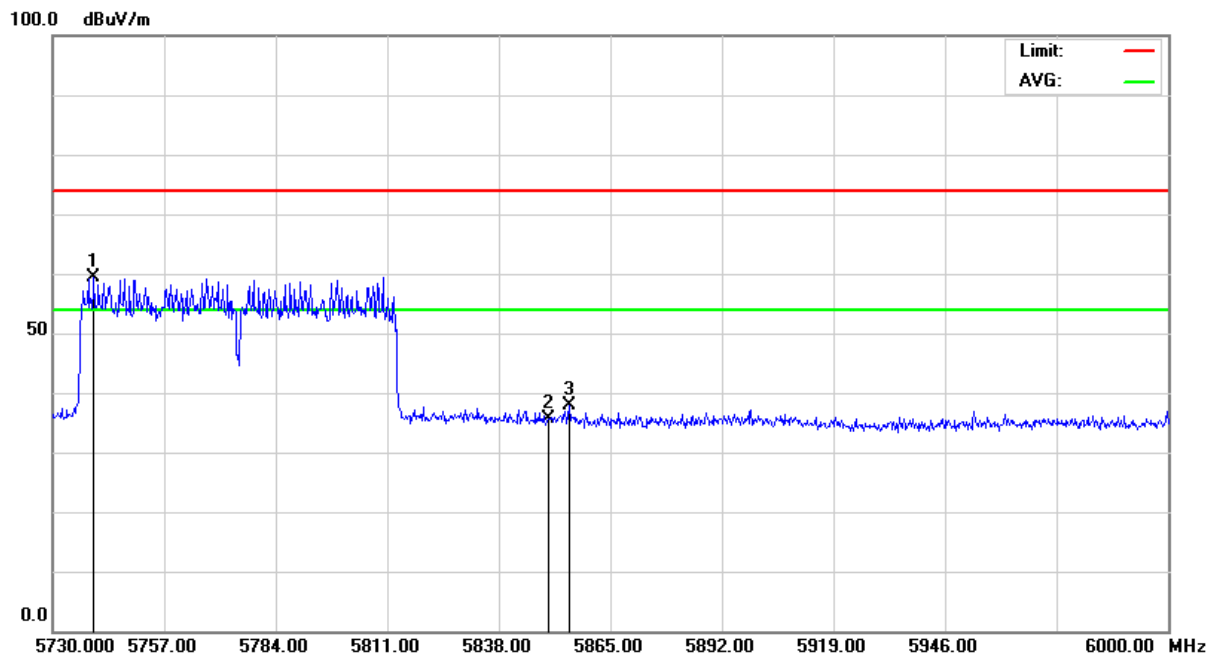


Above 5850MHz (ac - HT80_CH155)

Antenna Polarization : Horizontal



Antenna Polarization : Vertical





4.6 POWER SPECTRAL DENSITY TEST

4.6.1 LIMIT

FCC Part15, Subpart E Section 15.407(a)(1)(iv).

For mobile and portable client devices in the 5.15-5.25 GHz band, the maximum conducted output power over the frequency band of operation shall not exceed 250 mW provided the maximum antenna gain does not exceed 6 dBi. In addition, the maximum power spectral density shall not exceed 11 dBm in any 1 megahertz band

FCC Part15, Subpart E Section 15.407(a)(3).

For the band 5.725-5.85 GHz, the maximum conducted output power over the frequency band of operation shall not exceed 1 W. In addition, the maximum power spectral density shall not exceed 30 dBm in any 500 kHz band

FREQUENCY RANGE	Limit
5.15 - 5.25 GHz	11 dBm / 1 MHz
5.725 - 5.85 GHz	30 dBm / 500 kHz

If measurement bandwidth of Maximum PSD is specified in 500 kHz, add $10\log(500\text{kHz}/\text{RBW})$ to the measured result, whereas RBW (< 500 KHz) is the reduced resolution bandwidth of the spectrum analyzer set during measurement.

Note : $10\log(500\text{kHz}/300\text{kHz}) = 2.22$




4.6.2 TEST EQUIPMENT

The following test equipment was used during the radiated emission test:

EQUIPMENT/FACILITIES	SPECIFICATIONS	MANUFACTURER	MODEL#/SERIAL#	DUE DATE OF CAL. & CAL. CENTER
EMI TEST RECEIVER (INCLUDE SPECTRUM ANALYZER)	9 KHz ~ 6 GHz	ROHDE & SCHWARZ	ESL /100176	MAY 24, 2016 ETC

NOTE: The calibration interval of the above test equipment is one year and the calibrations are traceable to NML/ROC and NIST/USA.

4.6.3 TEST SET-UP



The EUT was connected to a spectrum through a 50Ω RF cable.

4.6.4 TEST PROCEDURE

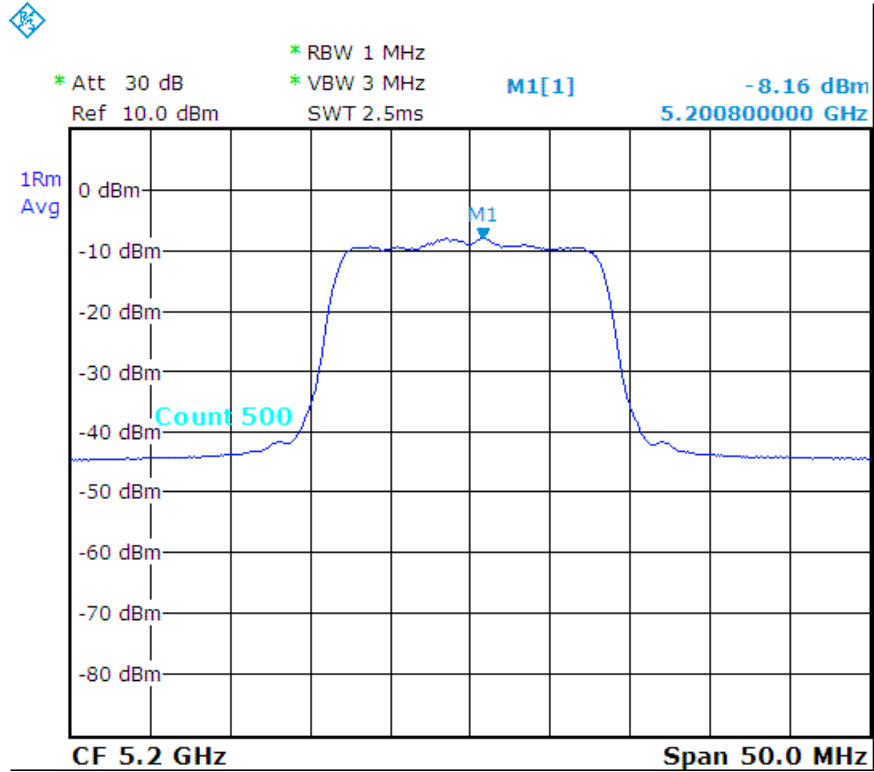
The EUT was operating in transmitter mode and could be controlled its channel. Printed out the test result from the spectrum by hard copy function.

4.6.5 EUT OPERATING CONDITION

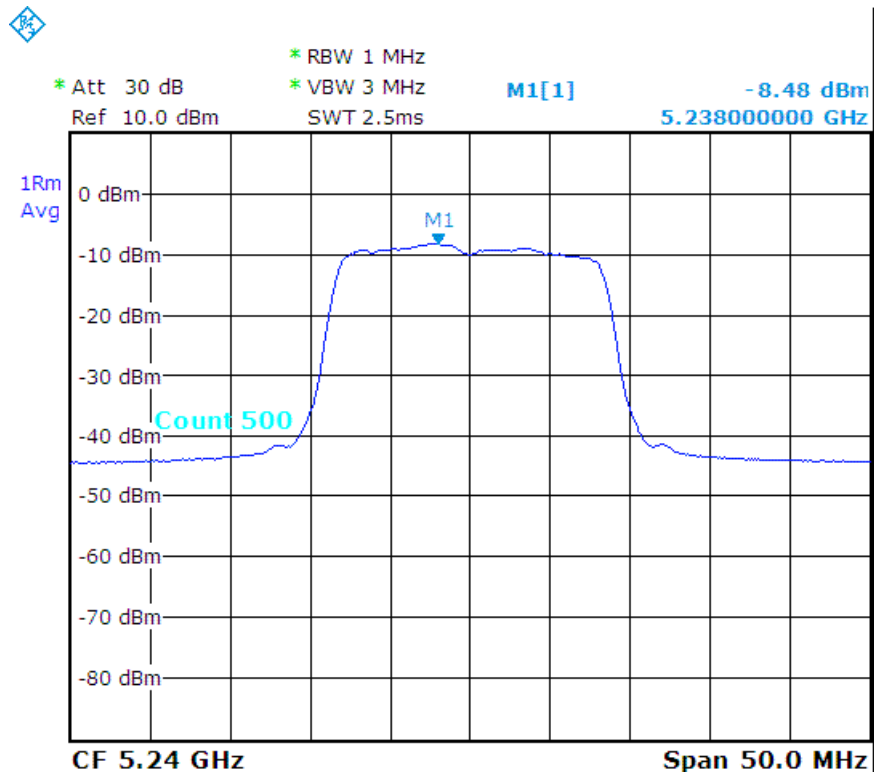
1. Set the EUT under continuous transmission condition.
2. The EUT was set to the highest available power level.



a_CH40 :



a_CH48 :





Spectrum Research & Testing Lab., Inc.
 No.167, Ln. 780, Shan-Tong Rd., Ling 8, Shan-Tong Li, Chung-Li City, Taoyuan County 320, Taiwan (R.O.C.)

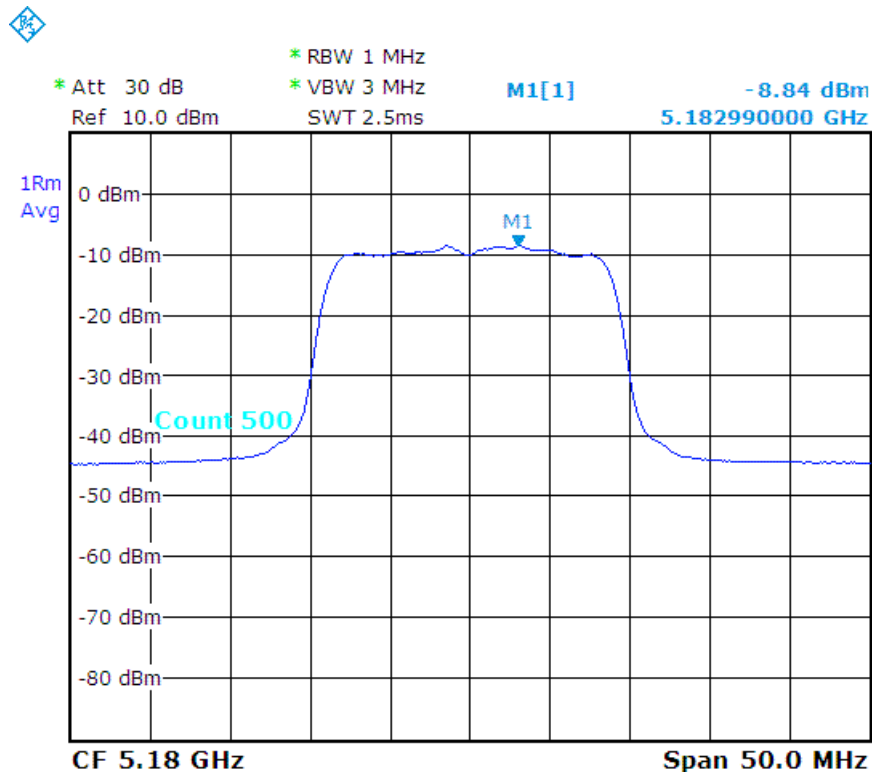
TEST REPORT

Reference No.: A15102101
 Report No.: FCCA15102101-01
 FCC ID : ZME-MLWG3
 Page: 434 of 484
 Date: Dec. 22, 2015

Temperature:	24 °C	Humidity:	55 %RH
Detector:	RMS	Test Mode:	MLWG3_5.1G_802.11n - HT20
RBW:	1 MHz	VBW:	3 MHz
Tested By:	Richard Lin	Tested Date:	Dec. 10, 2015

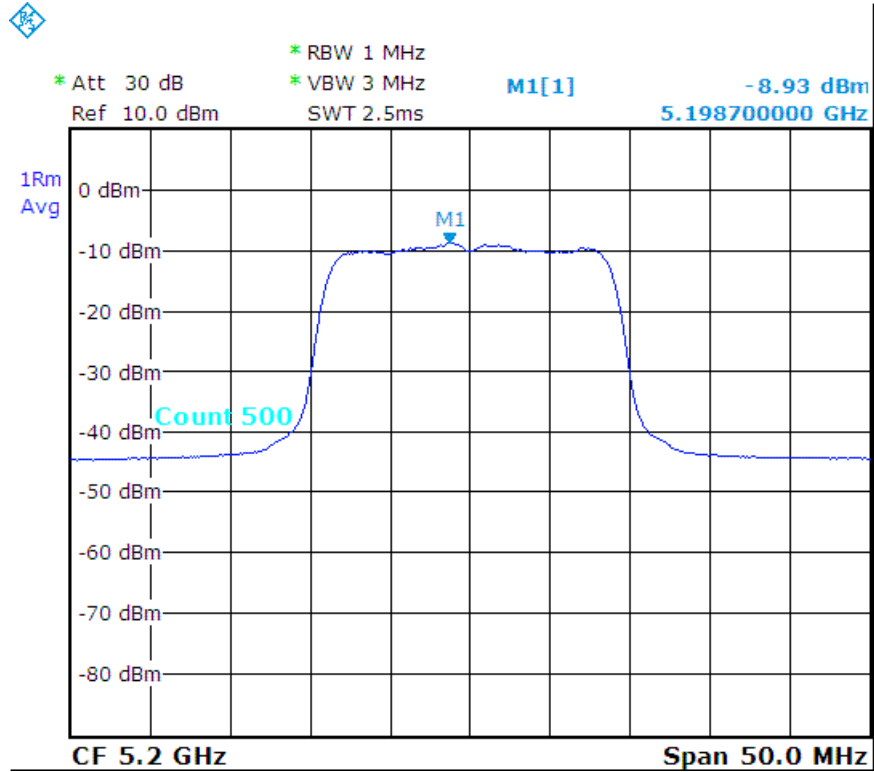
Channel Number	Channel Frequency (MHz)	Power Spectral Density (dBm/1MHz)	Maximum Limit (dBm/1MHz)
CH36	5180	-8.84	11
CH40	5200	-8.93	11
CH48	5240	-9.95	11

n - HT20_CH36 :

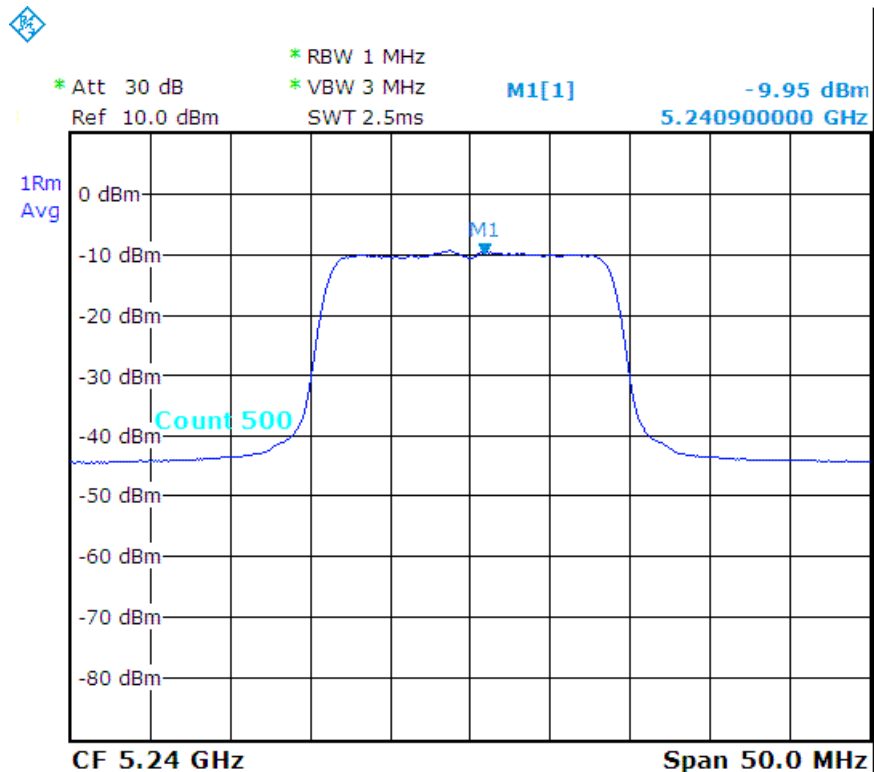




n - HT20_CH40 :



n - HT20_CH48 :





Spectrum Research & Testing Lab., Inc.
 No.167, Ln. 780, Shan-Tong Rd., Ling 8, Shan-Tong Li, Chung-Li City, Taoyuan County 320, Taiwan (R.O.C.)

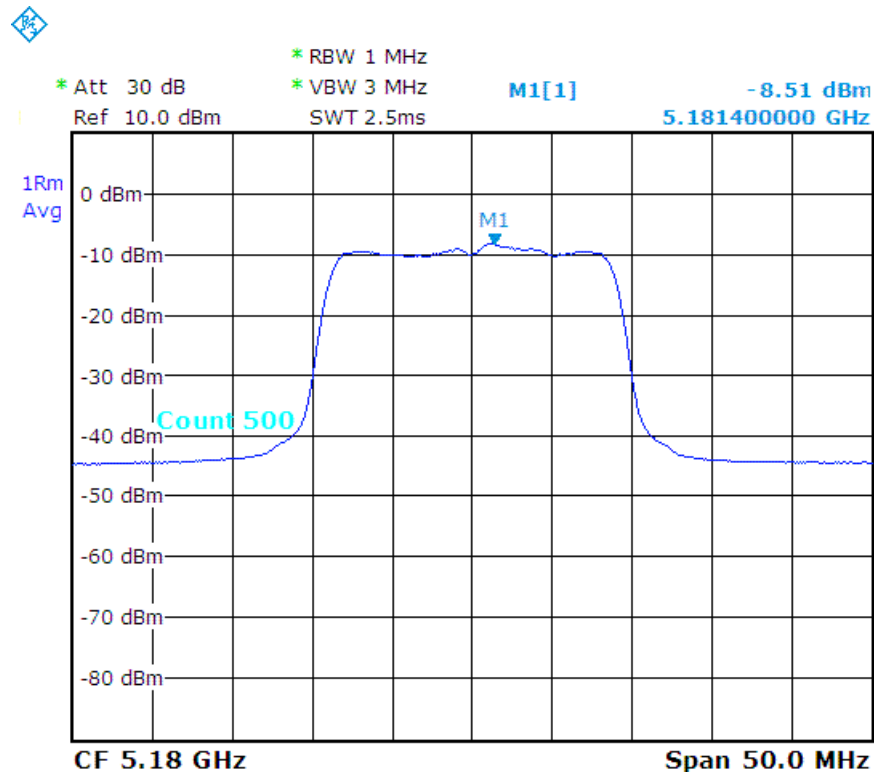
TEST REPORT

Reference No.: A15102101
 Report No.: FCCA15102101-01
 FCC ID : ZME-MLWG3
 Page: 436 of 484
 Date: Dec. 22, 2015

Temperature:	24 °C	Humidity:	55 %RH
Detector:	RMS	Test Mode:	MLWG3_5.1G_802.11ac - HT20
RBW:	1 MHz	VBW:	3 MHz
Tested By:	Richard Lin	Tested Date:	Dec. 10, 2015

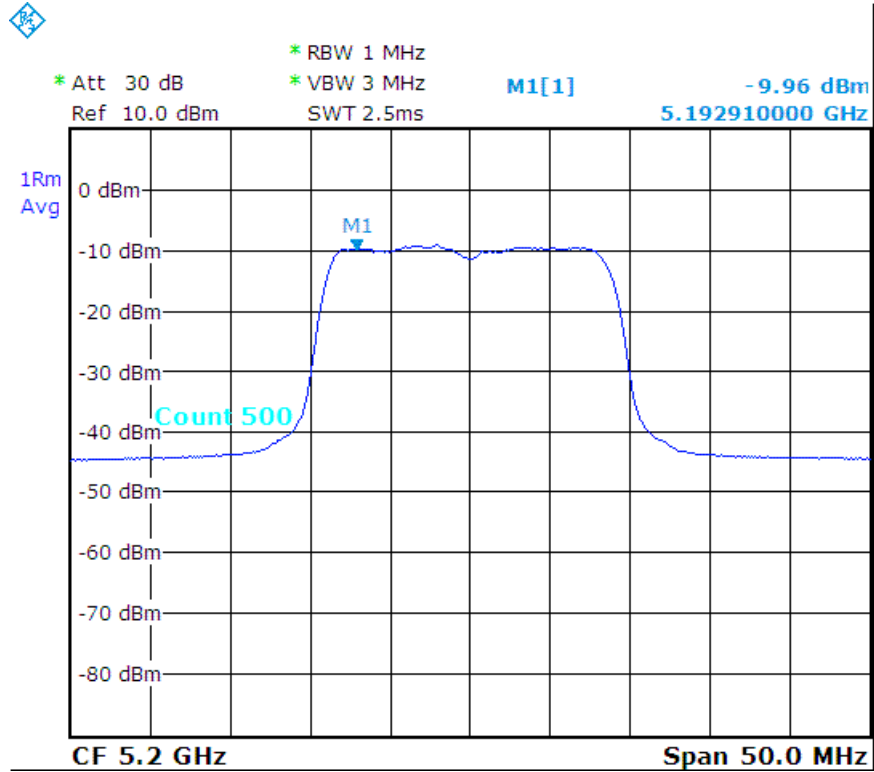
Channel Number	Channel Frequency (MHz)	Power Spectral Density (dBm/1MHz)	Maximum Limit (dBm/1MHz)
CH36	5180	-8.51	11
CH40	5200	-9.96	11
CH48	5240	-8.51	11

ac - HT20_CH36 :

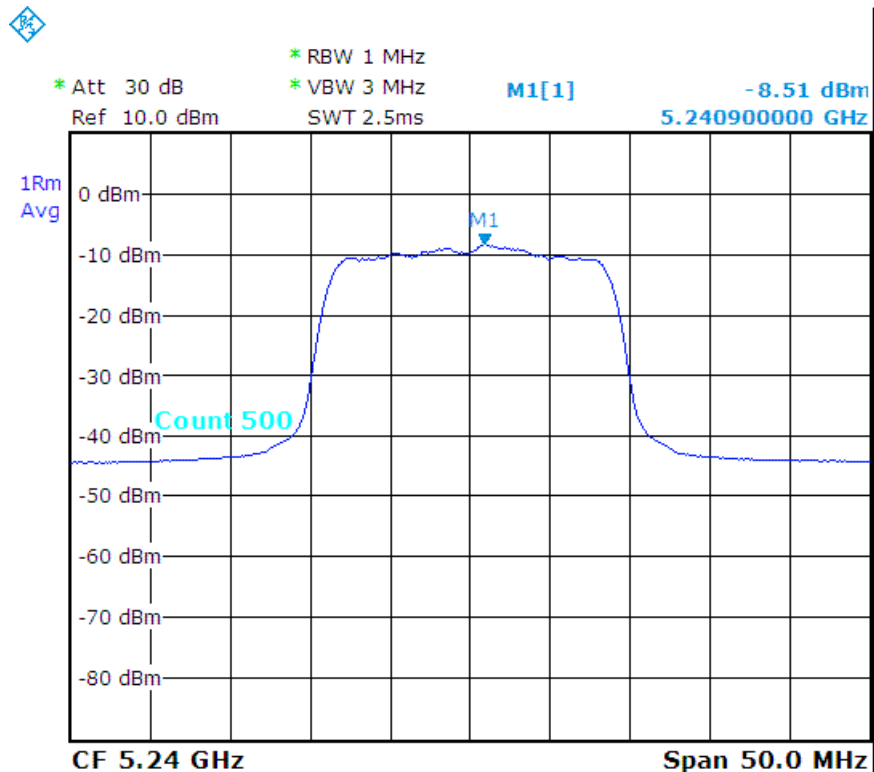




ac - HT20_CH40 :



ac - HT20_CH48 :





Spectrum Research & Testing Lab., Inc.
No.167, Ln. 780, Shan-Tong Rd., Ling 8, Shan-Tong Li, Chung-Li City, Taoyuan County 320, Taiwan (R.O.C.)

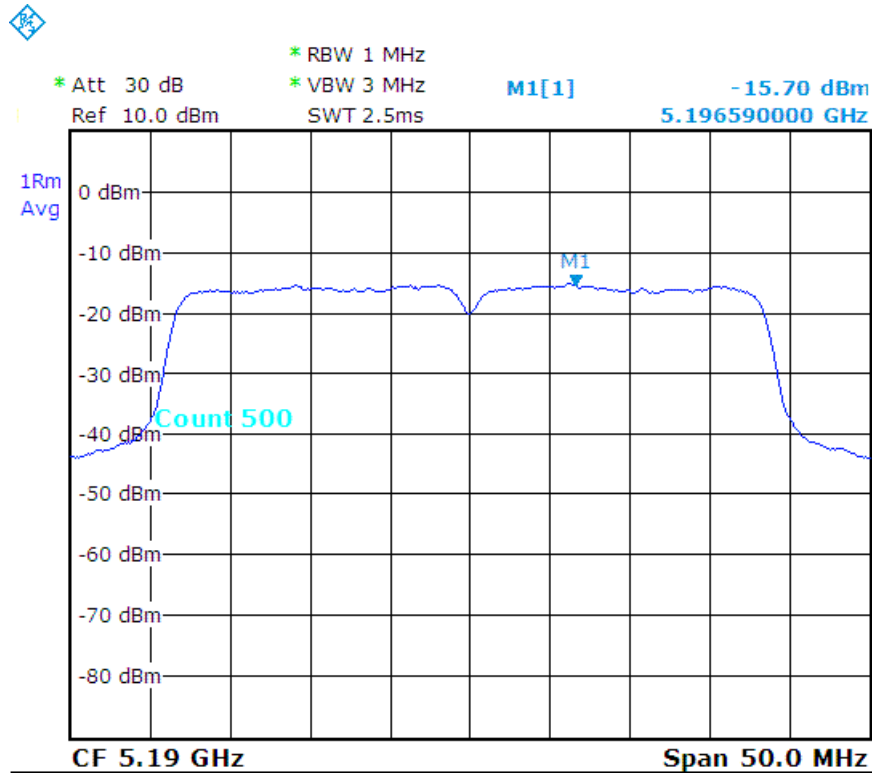
TEST REPORT

Reference No.: A15102101
Report No.: FCCA15102101-01
FCC ID : ZME-MLWG3
Page: 438 of 484
Date: Dec. 22, 2015

Temperature:	24 °C	Humidity:	55 %RH
Detector:	RMS	Test Mode:	MLWG3_5.1G_802.11n - HT40
RBW:	1 MHz	VBW:	3 MHz
Tested By:	Richard Lin	Tested Date:	Dec. 10, 2015

Channel Number	Channel Frequency (MHz)	Power Spectral Density (dBm/1MHz)	Maximum Limit (dBm/1MHz)
CH38	5190	-15.70	11
CH46	5230	-15.96	11

n - HT40_CH38 :



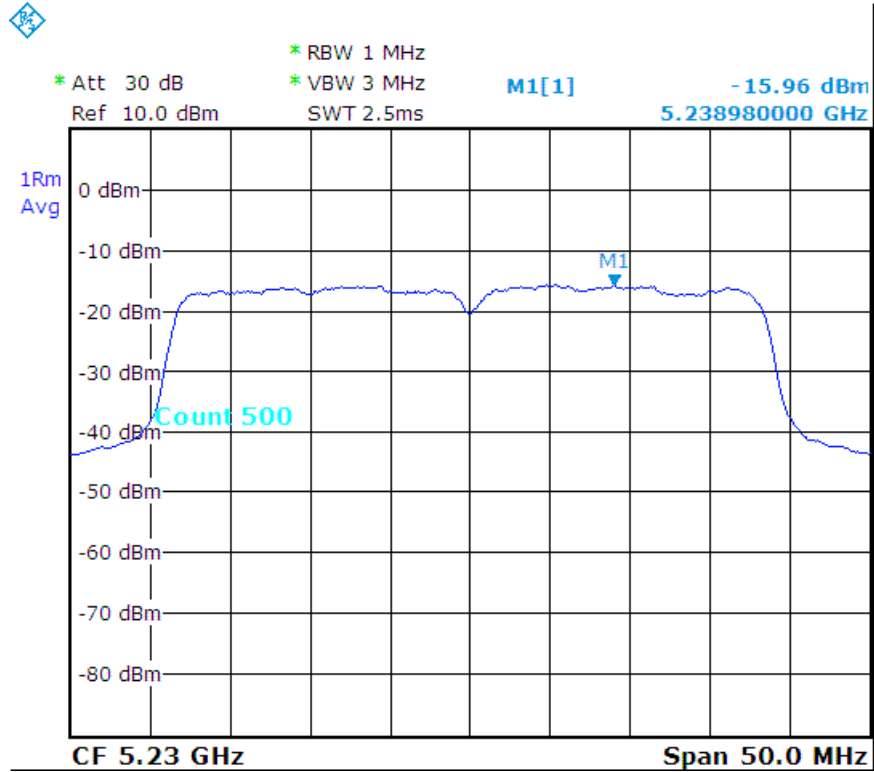


Spectrum Research & Testing Lab., Inc.
No.167, Ln. 780, Shan-Tong
Rd., Ling 8, Shan-Tong Li,
Chung-Li City, Taoyuan County
320, Taiwan (R.O.C.)

TEST REPORT

Reference No.: A15102101
Report No.: FCCA15102101-01
FCC ID : ZME-MLWG3
Page: 439 of 484
Date: Dec. 22, 2015

n - HT40_CH46 :





Spectrum Research & Testing Lab., Inc.
 No.167, Ln. 780, Shan-Tong Rd., Ling 8, Shan-Tong Li, Chung-Li City, Taoyuan County 320, Taiwan (R.O.C.)

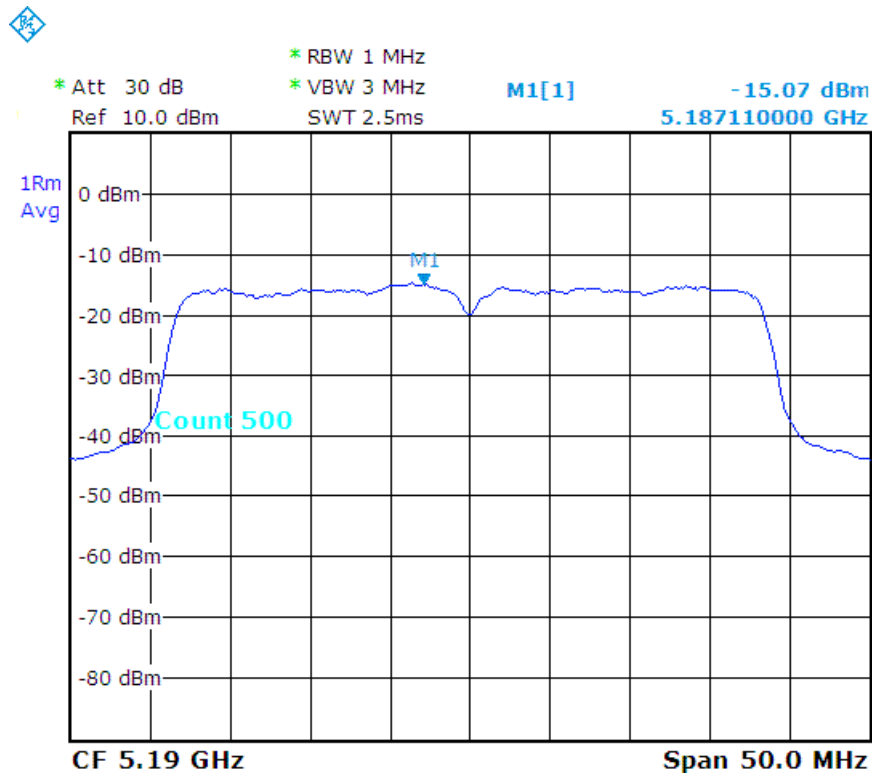
TEST REPORT

Reference No.: A15102101
 Report No.: FCCA15102101-01
 FCC ID : ZME-MLWG3
 Page: 440 of 484
 Date: Dec. 22, 2015

Temperature:	24 °C	Humidity:	55 %RH
Detector:	RMS	Test Mode:	MLWG3_5.1G_802.11ac - HT40
RBW:	1 MHz	VBW:	3 MHz
Tested By:	Richard Lin	Tested Date:	Dec. 10, 2015

Channel Number	Channel Frequency (MHz)	Power Spectral Density (dBm/1MHz)	Maximum Limit (dBm/1MHz)
CH38	5190	-15.07	11
CH46	5230	-15.98	11

ac - HT40_CH38 :



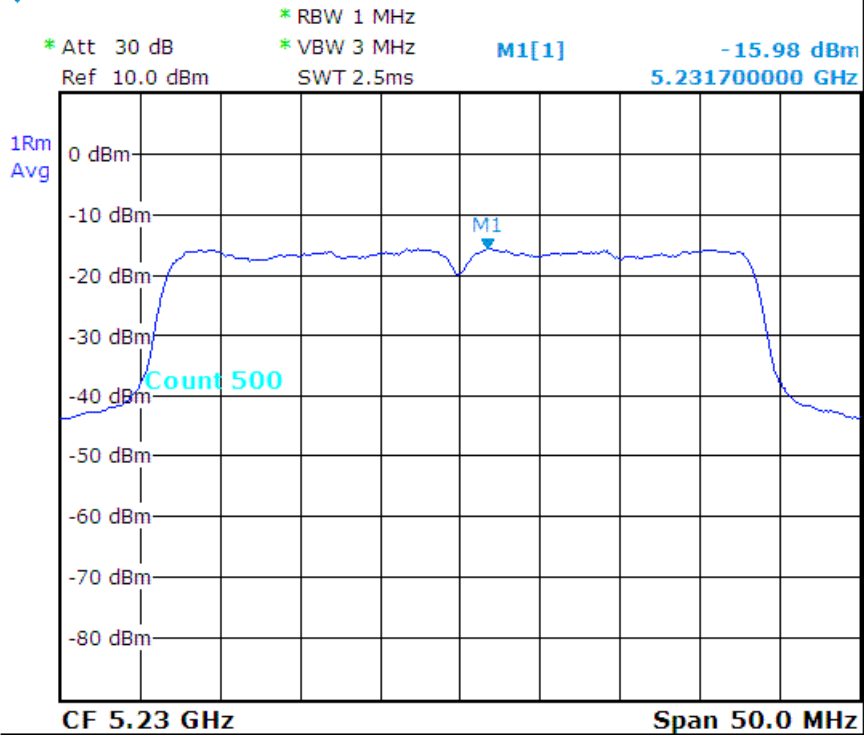


Spectrum Research & Testing Lab., Inc.
No.167, Ln. 780, Shan-Tong
Rd., Ling 8, Shan-Tong Li,
Chung-Li City, Taoyuan County
320, Taiwan (R.O.C.)

TEST REPORT

Reference No.: A15102101
Report No.: FCCA15102101-01
FCC ID : ZME-MLWG3
Page: 441 of 484
Date: Dec. 22, 2015

ac - HT40_CH46 :





Spectrum Research & Testing Lab., Inc.
 No.167, Ln. 780, Shan-Tong Rd., Ling 8, Shan-Tong Li, Chung-Li City, Taoyuan County 320, Taiwan (R.O.C.)

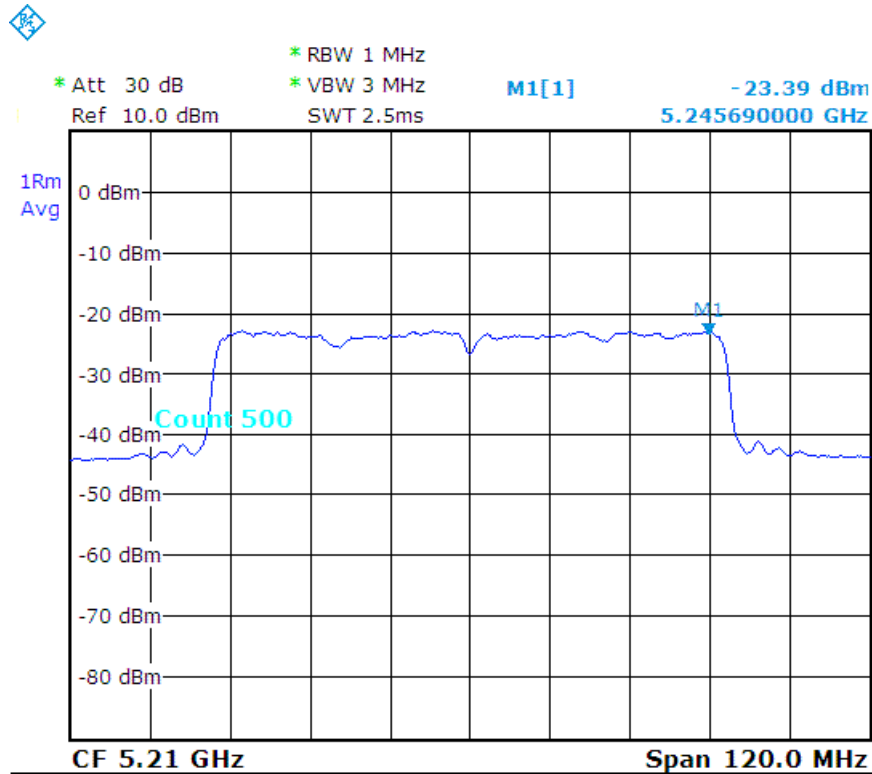
TEST REPORT

Reference No.: A15102101
 Report No.: FCCA15102101-01
 FCC ID : ZME-MLWG3
 Page: 442 of 484
 Date: Dec. 22, 2015

Temperature:	24 °C	Humidity:	55 %RH
Detector:	RMS	Test Mode:	MLWG3_5.1G_802.11ac - HT80
RBW:	1 MHz	VBW:	3 MHz
Tested By:	Richard Lin	Tested Date:	Dec. 10, 2015

Channel Number	Channel Frequency (MHz)	Power Spectral Density (dBm/1MHz)	Maximum Limit (dBm/1MHz)
CH42	5210	-23.39	11

ac - HT80_CH42 :





Spectrum Research & Testing Lab., Inc.
 No.167, Ln. 780, Shan-Tong Rd., Ling 8, Shan-Tong Li, Chung-Li City, Taoyuan County 320, Taiwan (R.O.C.)

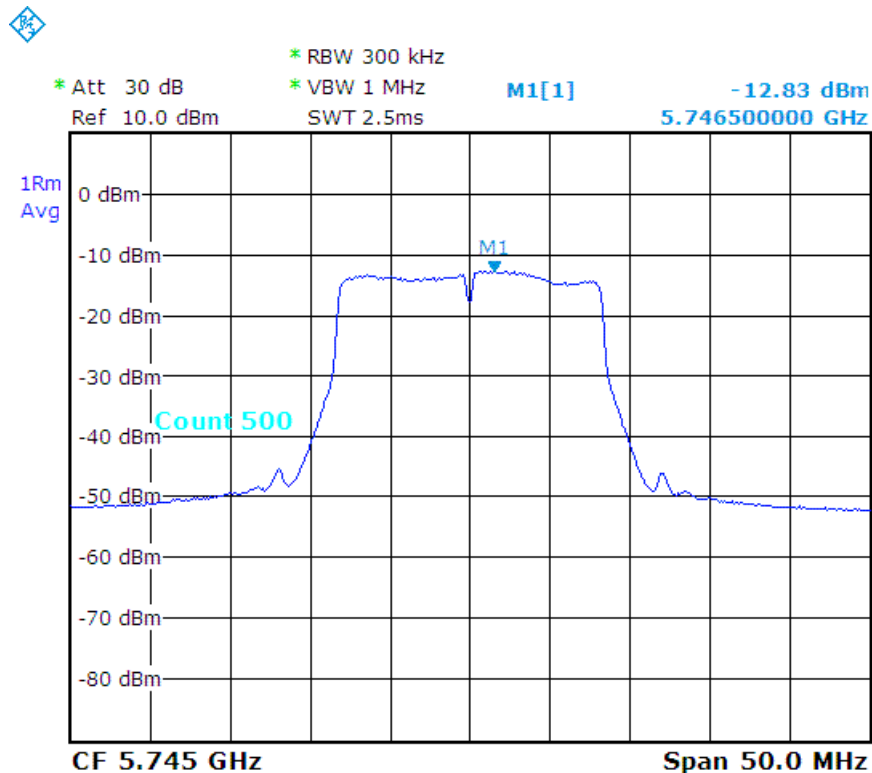
TEST REPORT

Reference No.: A15102101
 Report No.: FCCA15102101-01
 FCC ID : ZME-MLWG3
 Page: 443 of 484
 Date: Dec. 22, 2015

Temperature:	21 °C	Humidity:	59 %RH
Detector:	RMS	Test Mode:	MLWG3_5.8G_802.11a
RBW:	300 kHz	VBW:	1 MHz
Tested By:	Richard Lin	Tested Date:	Nov. 23, 2015

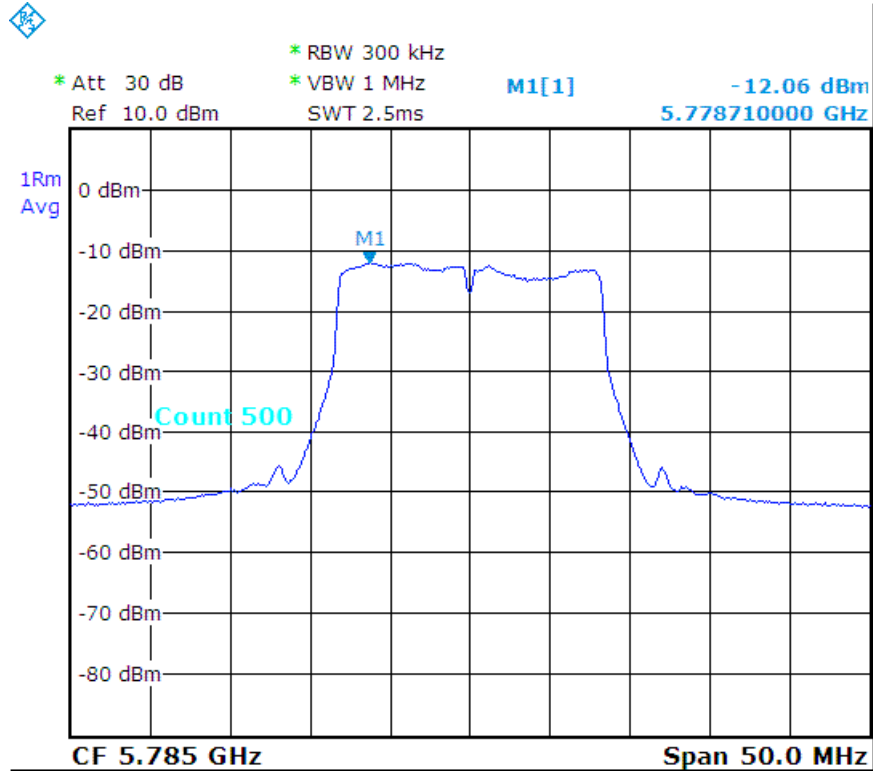
Channel Number	Channel Frequency (MHz)	Power Spectral Density (dBm/500kHz)		Maximum Limit (dBm/500kHz)
		Measurement	Final	
CH149	5745	-12.83	-10.61	30
CH157	5785	-12.06	-9.84	30
CH165	5825	-12.07	-9.85	30

a_CH149 :

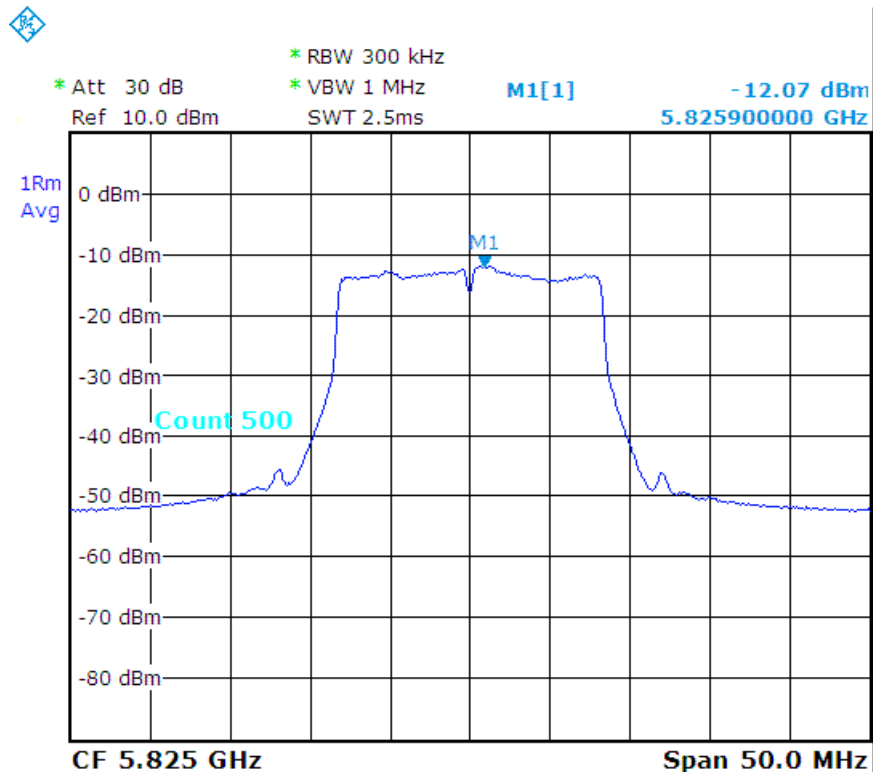




a_CH157 :



a_CH165 :





Spectrum Research & Testing Lab., Inc.
 No.167, Ln. 780, Shan-Tong Rd., Ling 8, Shan-Tong Li, Chung-Li City, Taoyuan County 320, Taiwan (R.O.C.)

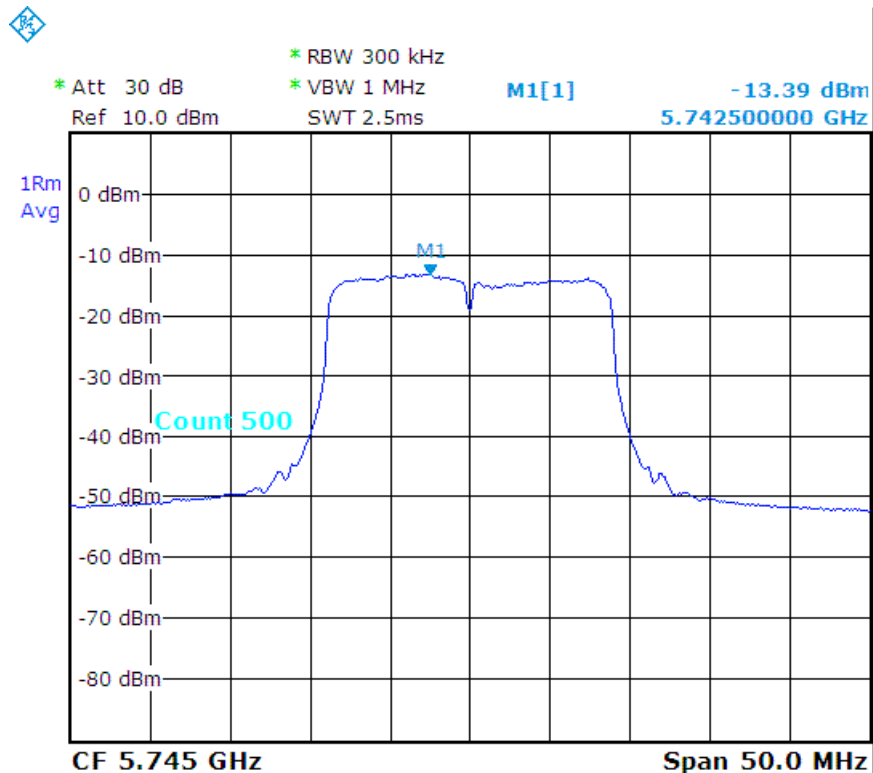
TEST REPORT

Reference No.: A15102101
 Report No.: FCCA15102101-01
 FCC ID : ZME-MLWG3
 Page: 445 of 484
 Date: Dec. 22, 2015

Temperature:	21 °C	Humidity:	59 %RH
Detector:	RMS	Test Mode:	MLWG3_5.8G_802.11n - HT20
RBW:	300 kHz	VBW:	1 MHz
Tested By:	Richard Lin	Tested Date:	Nov. 23, 2015

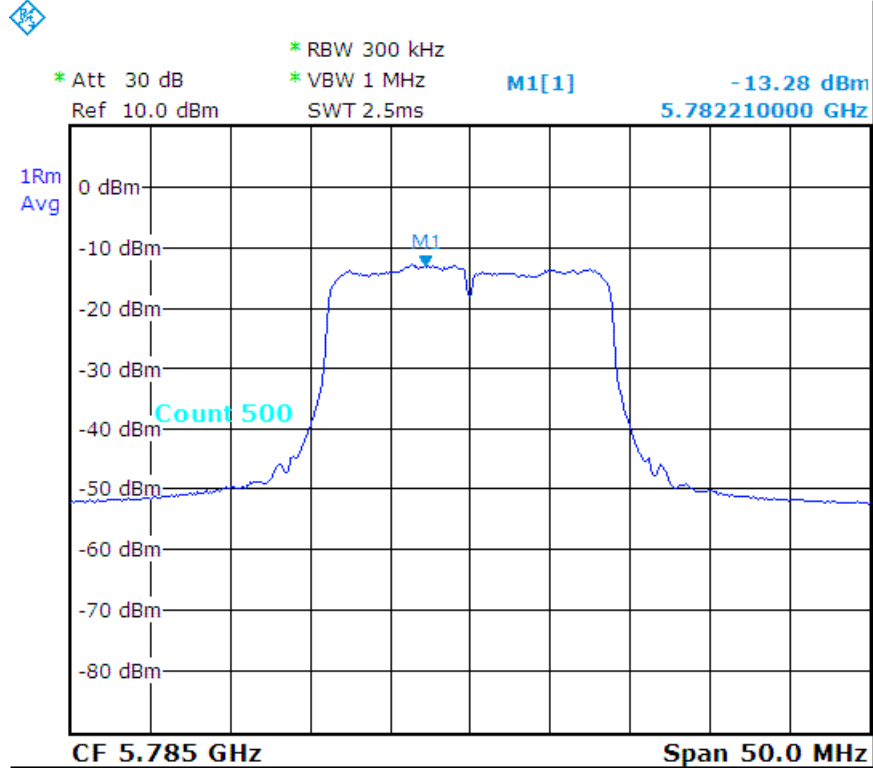
Channel Number	Channel Frequency (MHz)	Power Spectral Density (dBm/500kHz)		Maximum Limit (dBm/500kHz)
		Measurement	Final	
CH149	5745	-13.39	-11.17	30
CH157	5785	-13.28	-11.06	30
CH165	5825	-12.84	-10.62	30

n - HT20_CH149 :

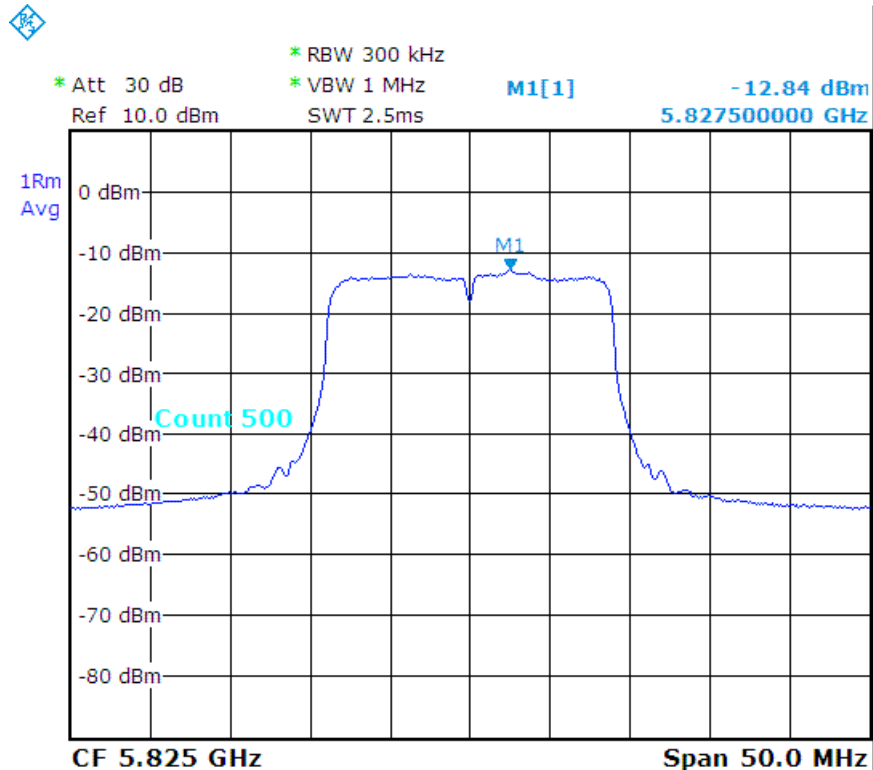




n - HT20_CH157 :



n - HT20_CH165 :





Spectrum Research & Testing Lab., Inc.
 No.167, Ln. 780, Shan-Tong Rd., Ling 8, Shan-Tong Li, Chung-Li City, Taoyuan County 320, Taiwan (R.O.C.)

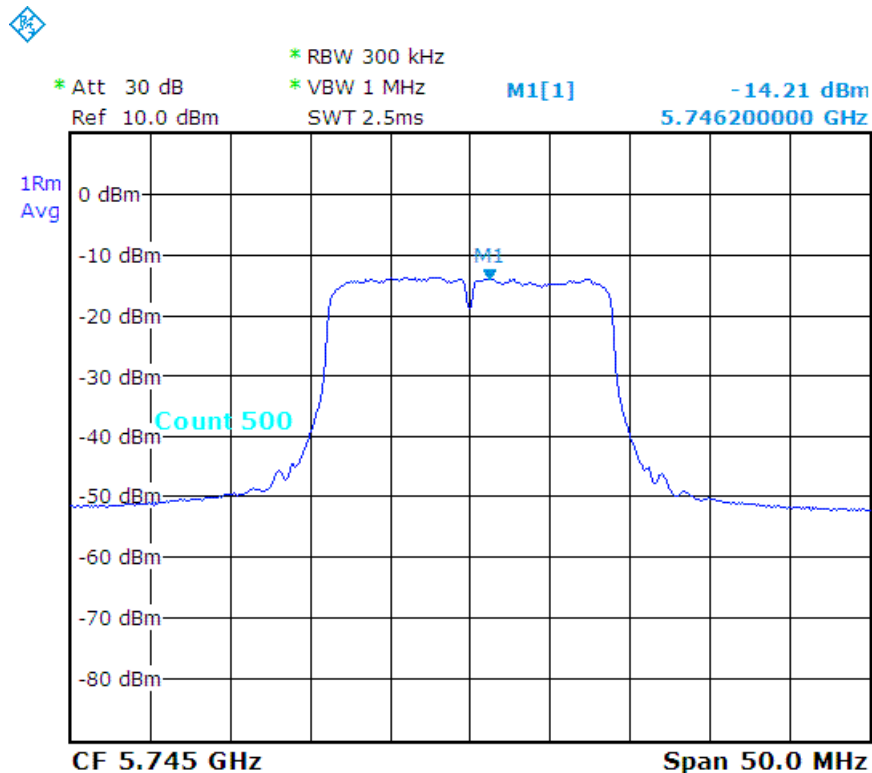
TEST REPORT

Reference No.: A15102101
 Report No.: FCCA15102101-01
 FCC ID : ZME-MLWG3
 Page: 447 of 484
 Date: Dec. 22, 2015

Temperature:	21 °C	Humidity:	59 %RH
Detector:	RMS	Test Mode:	MLWG3_5.8G_802.11ac - HT20
RBW:	300 kHz	VBW:	1 MHz
Tested By:	Richard Lin	Tested Date:	Nov. 23, 2015

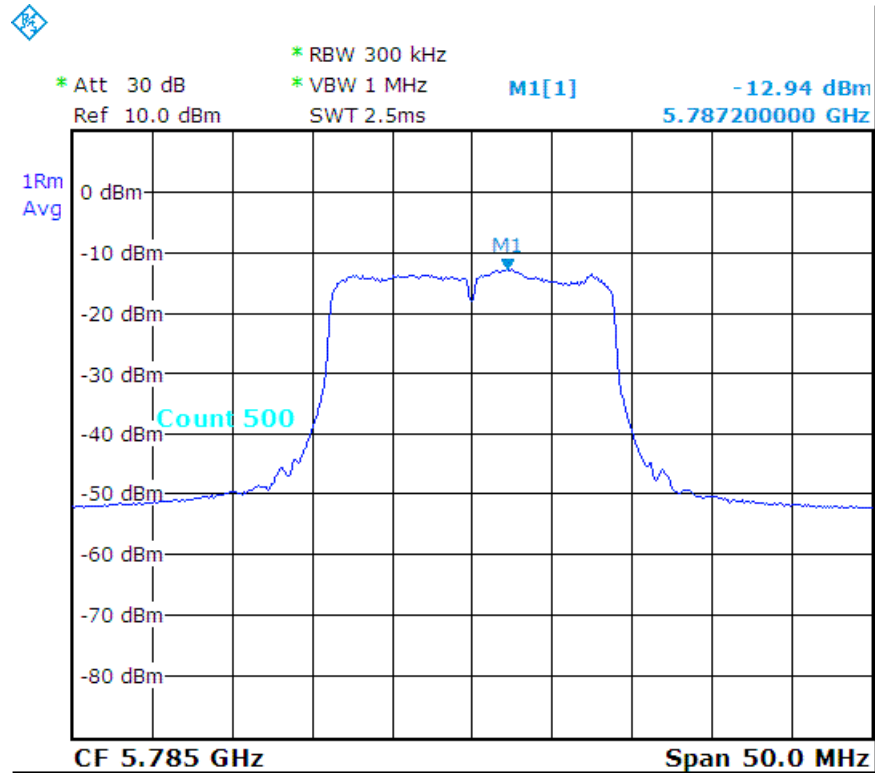
Channel Number	Channel Frequency (MHz)	Power Spectral Density (dBm/500kHz)		Maximum Limit (dBm/500kHz)
		Measurement	Final	
CH149	5745	-14.21	-11.99	30
CH157	5785	-12.94	-10.72	30
CH165	5825	-14.06	-11.84	30

ac - HT20_CH149 :

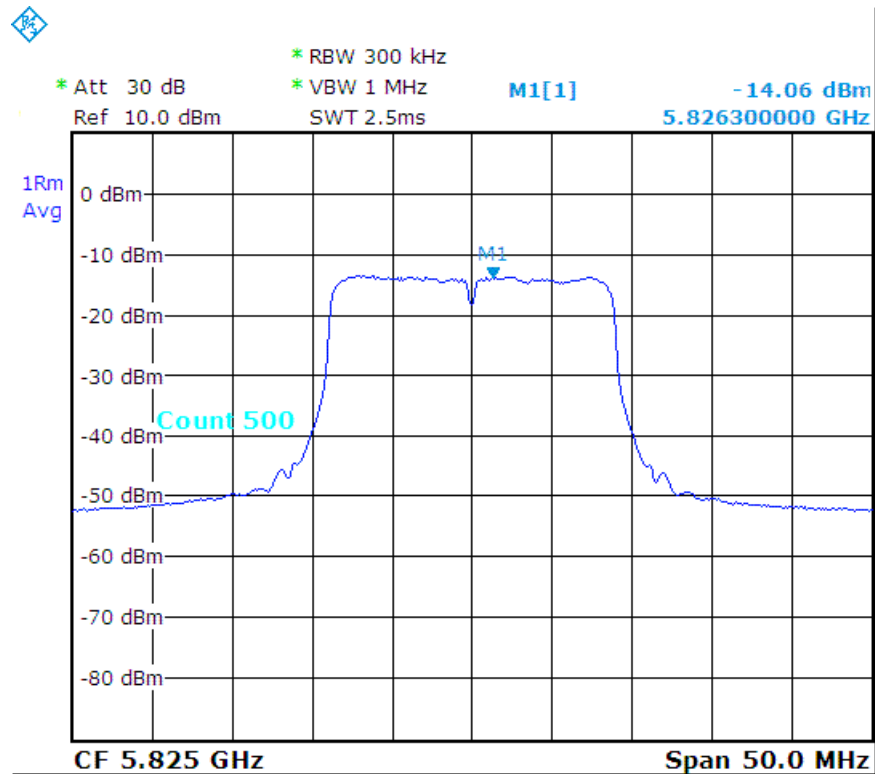




ac - HT20_CH157 :



ac - HT20_CH165 :





Spectrum Research & Testing Lab., Inc.
 No.167, Ln. 780, Shan-Tong Rd., Ling 8, Shan-Tong Li, Chung-Li City, Taoyuan County 320, Taiwan (R.O.C.)

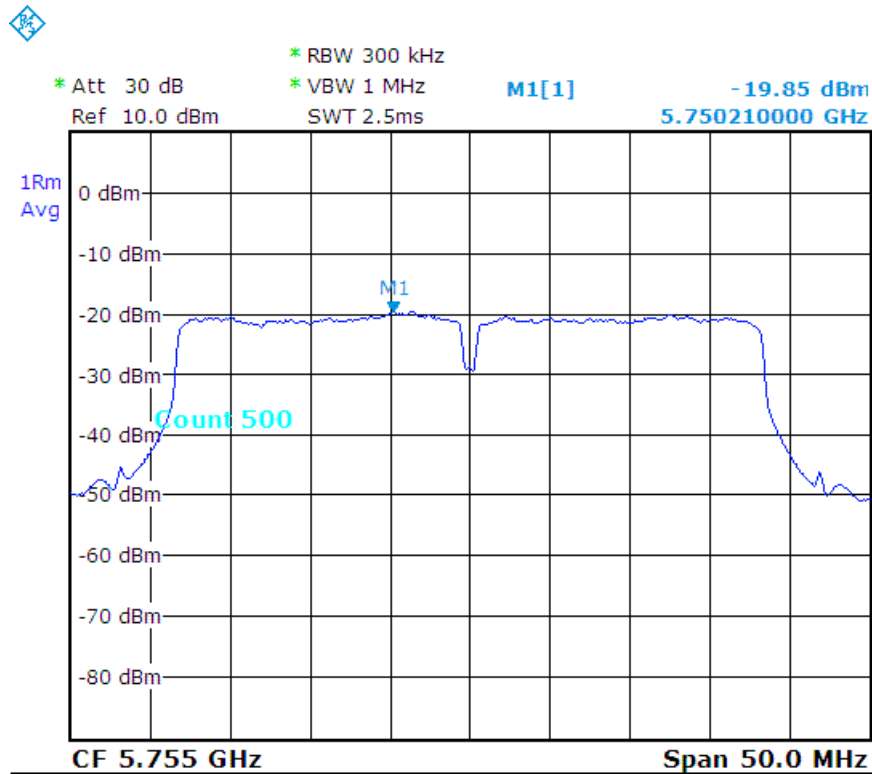
TEST REPORT

Reference No.: A15102101
 Report No.: FCCA15102101-01
 FCC ID : ZME-MLWG3
 Page: 449 of 484
 Date: Dec. 22, 2015

Temperature:	21 °C	Humidity:	59 %RH
Detector:	RMS	Test Mode:	MLWG3_5.8G_802.11n - HT40
RBW:	300 kHz	VBW:	1 MHz
Tested By:	Richard Lin	Tested Date:	Nov. 23, 2015

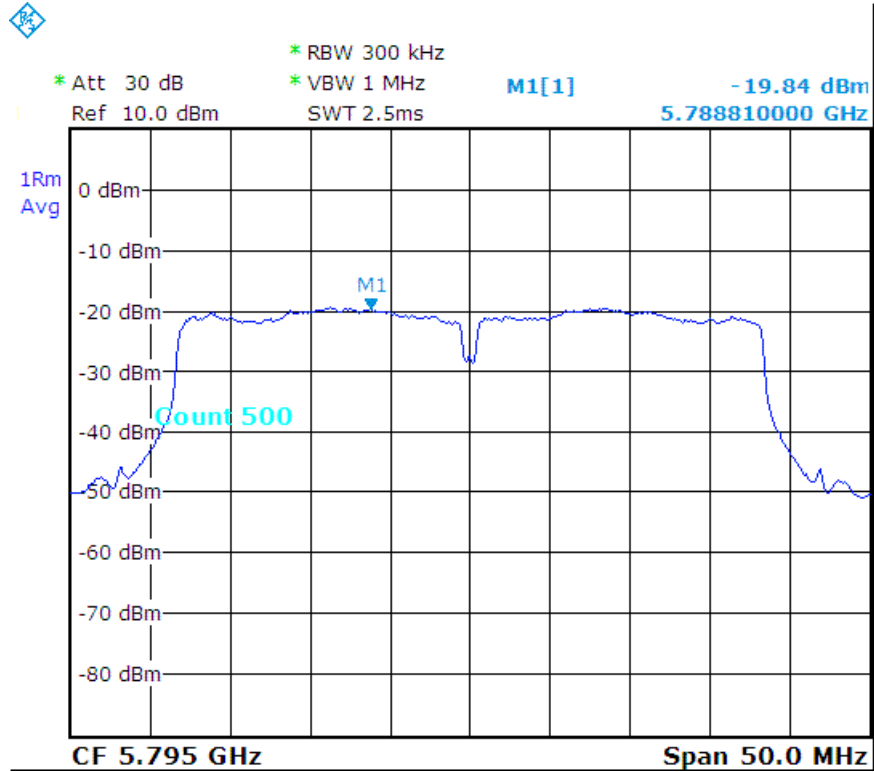
Channel Number	Channel Frequency (MHz)	Power Spectral Density (dBm/500kHz)		Maximum Limit (dBm/500kHz)
		Measurement	Final	
CH151	5755	-19.85	-17.63	30
CH159	5795	-19.84	-17.62	30

n - HT40_CH151 :





n - HT40_CH159 :



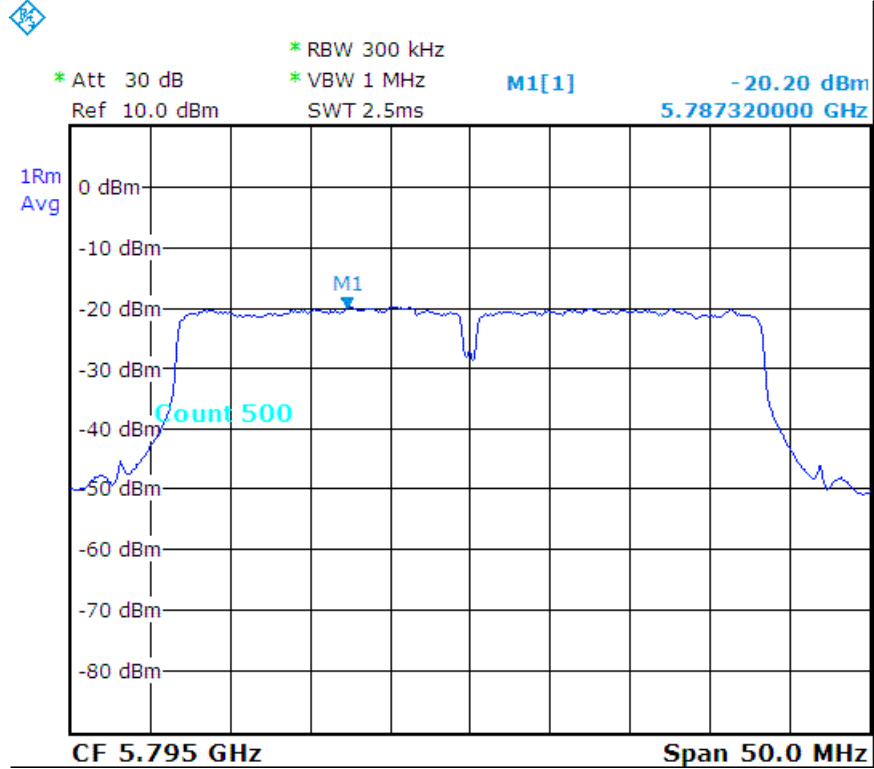


Spectrum Research & Testing Lab., Inc.
No.167, Ln. 780, Shan-Tong Rd., Ling 8, Shan-Tong Li, Chung-Li City, Taoyuan County 320, Taiwan (R.O.C.)

TEST REPORT

Reference No.: A15102101
Report No.: FCCA15102101-01
FCC ID : ZME-MLWG3
Page: 452 of 484
Date: Dec. 22, 2015

ac - HT40_CH159 :





Spectrum Research & Testing Lab., Inc.
 No.167, Ln. 780, Shan-Tong Rd., Ling 8, Shan-Tong Li, Chung-Li City, Taoyuan County 320, Taiwan (R.O.C.)

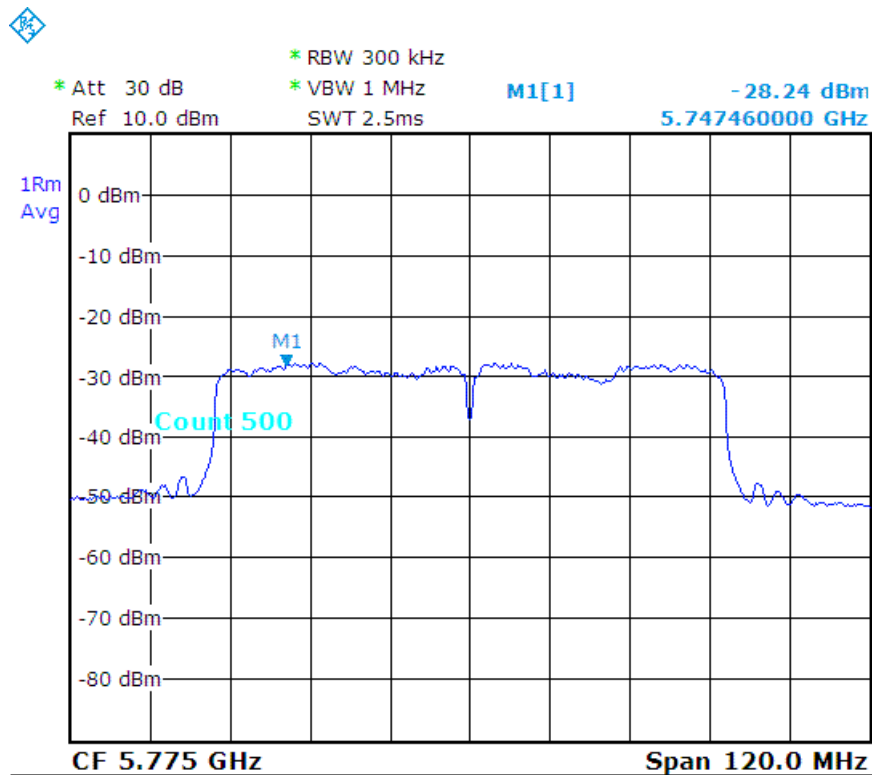
TEST REPORT

Reference No.: A15102101
 Report No.: FCCA15102101-01
 FCC ID : ZME-MLWG3
 Page: 453 of 484
 Date: Dec. 22, 2015

Temperature:	21 °C	Humidity:	59 %RH
Detector:	RMS	Test Mode:	MLWG3_5.8G_802.11ac - HT80
RBW:	300 kHz	VBW:	1 MHz
Tested By:	Richard Lin	Tested Date:	Nov. 23, 2015

Channel Number	Channel Frequency (MHz)	Power Spectral Density (dBm/500kHz)		Maximum Limit (dBm/500kHz)
		Measurement	Final	
CH155	5775	-28.24	-26.02	30

ac - HT80_CH155 :





Spectrum Research & Testing Lab., Inc.
 No.167, Ln. 780, Shan-Tong Rd., Ling 8, Shan-Tong Li, Chung-Li City, Taoyuan County 320, Taiwan (R.O.C.)

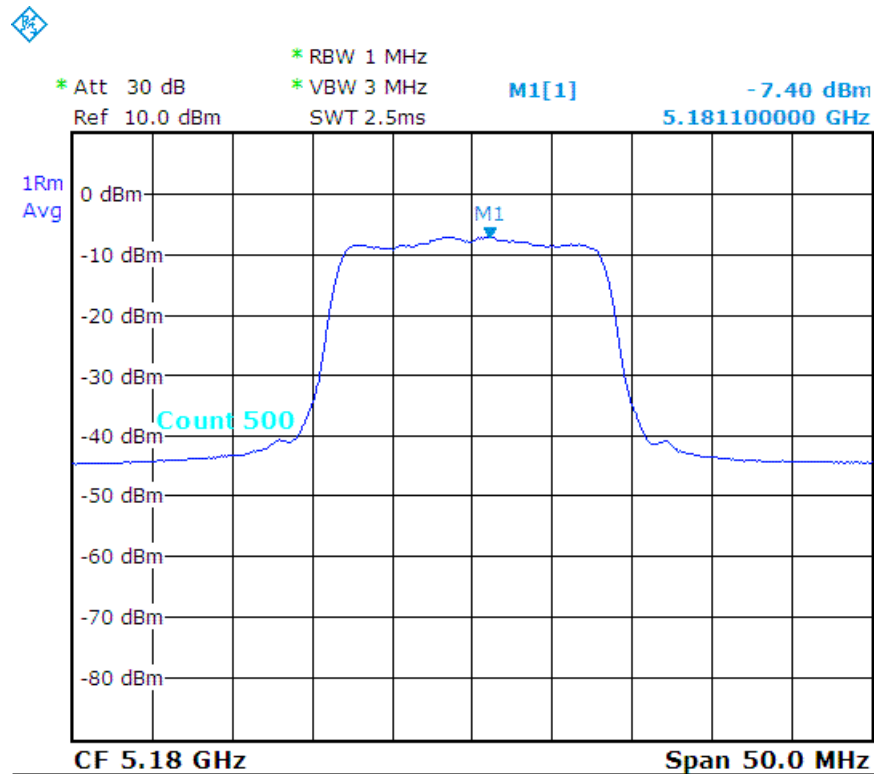
TEST REPORT

Reference No.: A15102101
 Report No.: FCCA15102101-01
 FCC ID : ZME-MLWG3
 Page: 454 of 484
 Date: Dec. 22, 2015

Temperature:	24 °C	Humidity:	55 %RH
Detector:	RMS	Test Mode:	MLWG3/64_5.1G_802.11a
RBW:	1 MHz	VBW:	3 MHz
Tested By:	Richard Lin	Tested Date:	Dec. 10, 2015

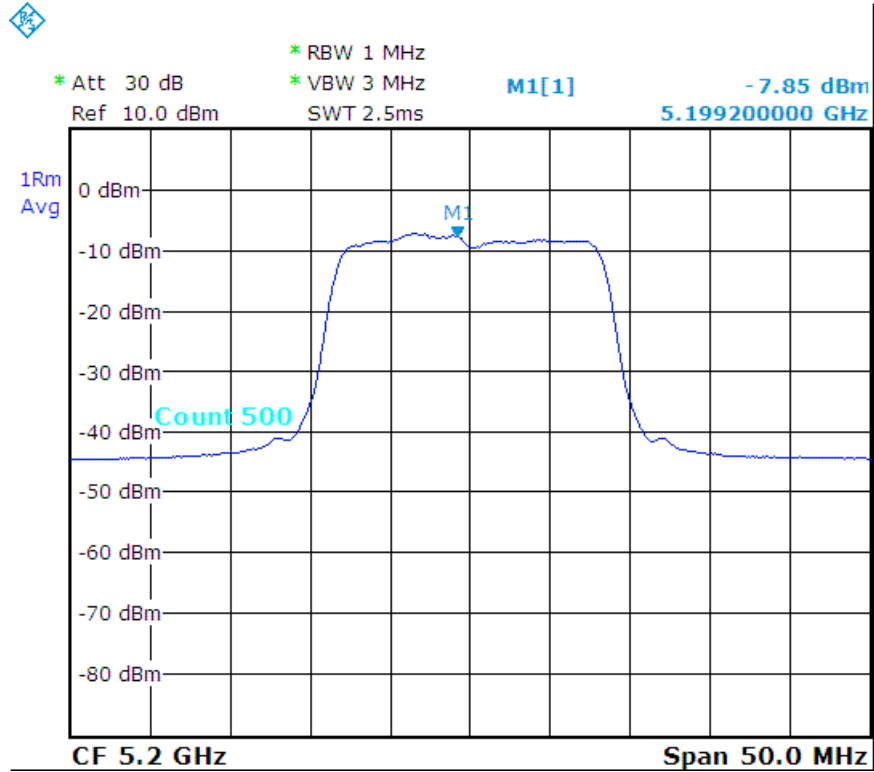
Channel Number	Channel Frequency (MHz)	Power Spectral Density (dBm/1MHz)	Maximum Limit (dBm/1MHz)
CH36	5180	-7.40	11
CH40	5200	-7.85	11
CH48	5240	-9.09	11

a_CH36 :

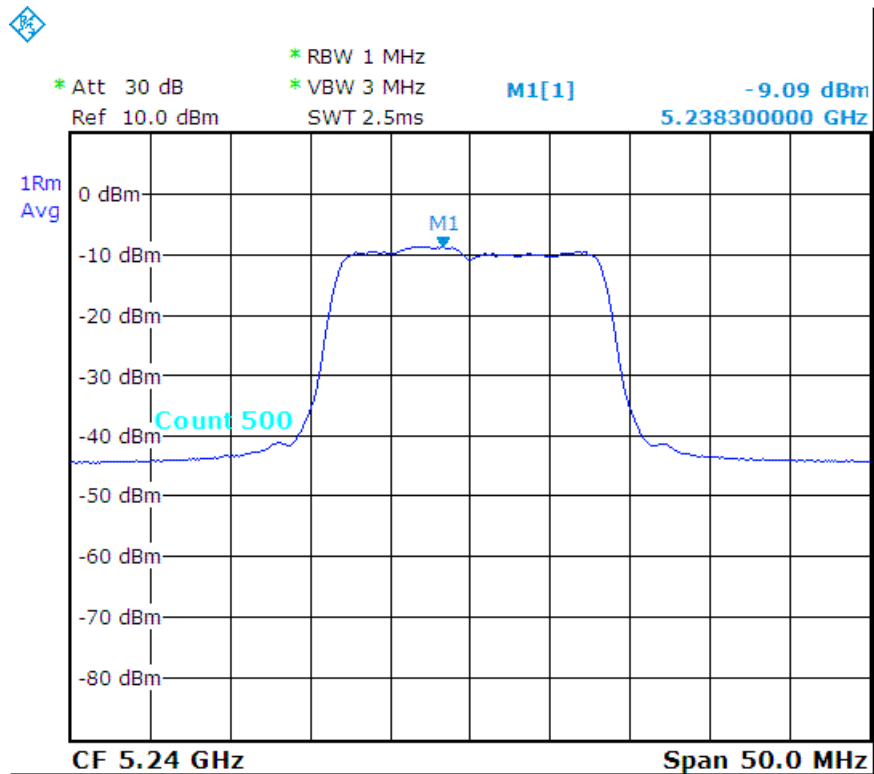




a_CH40 :



a_CH48 :





Spectrum Research & Testing Lab., Inc.
 No.167, Ln. 780, Shan-Tong Rd., Ling 8, Shan-Tong Li, Chung-Li City, Taoyuan County 320, Taiwan (R.O.C.)

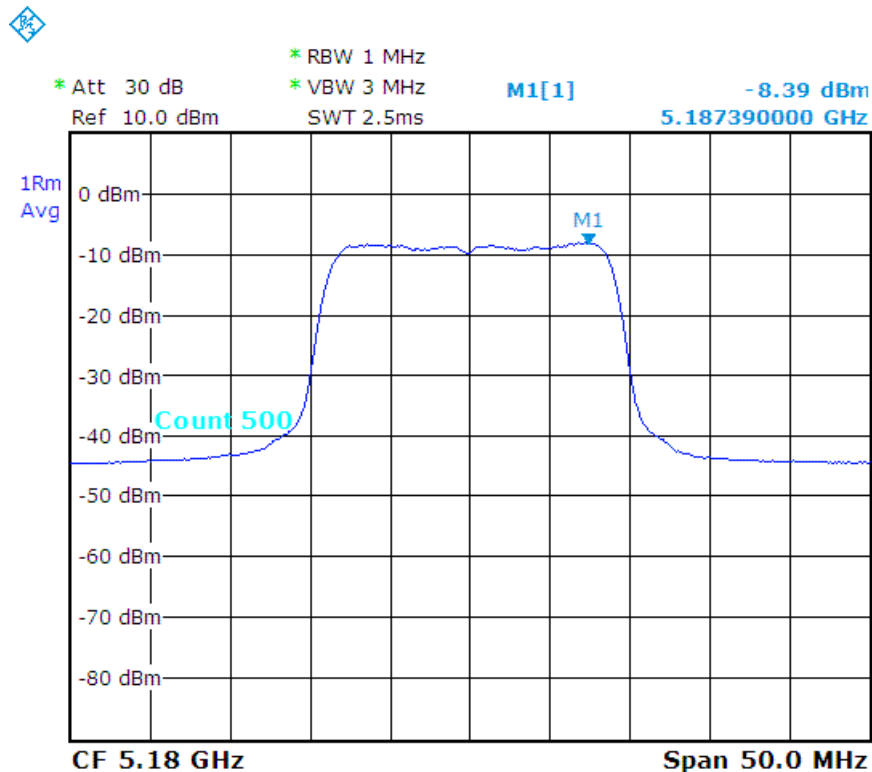
TEST REPORT

Reference No.: A15102101
 Report No.: FCCA15102101-01
 FCC ID : ZME-MLWG3
 Page: 456 of 484
 Date: Dec. 22, 2015

Temperature:	24 °C	Humidity:	55 %RH
Detector:	RMS	Test Mode:	MLWG3/64_5.1G_802.11n - HT20
RBW:	1 MHz	VBW:	3 MHz
Tested By:	Richard Lin	Tested Date:	Dec. 10, 2015

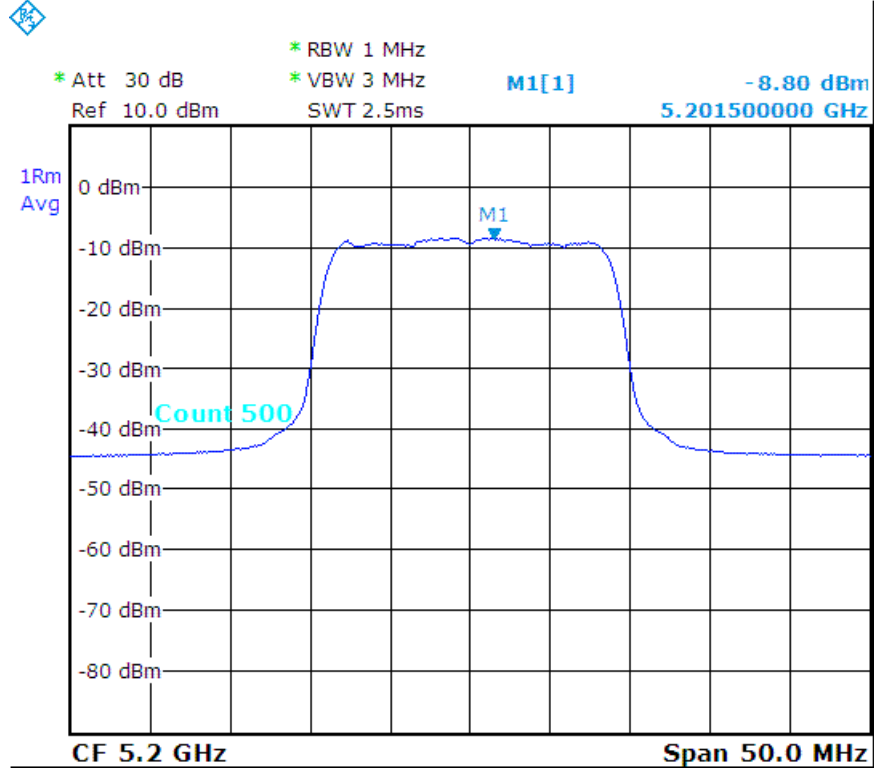
Channel Number	Channel Frequency (MHz)	Power Spectral Density (dBm/1MHz)	Maximum Limit (dBm/1MHz)
CH36	5180	-8.39	11
CH40	5200	-8.80	11
CH48	5240	-9.51	11

n - HT20_CH36 :

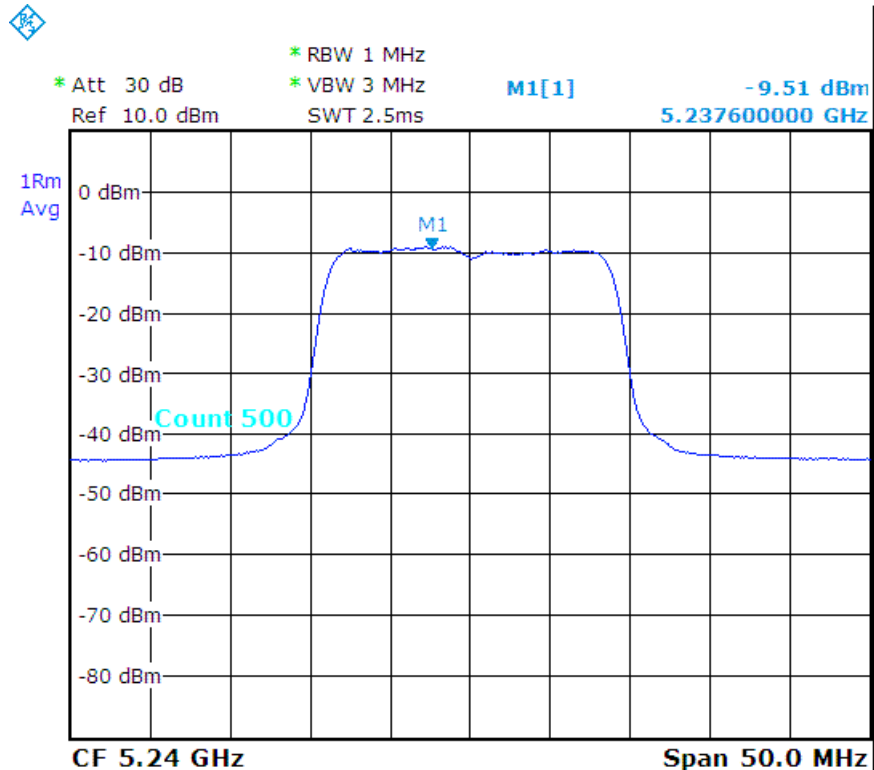




n - HT20_CH40 :



n - HT20_CH48 :





Spectrum Research & Testing Lab., Inc.
 No.167, Ln. 780, Shan-Tong Rd., Ling 8, Shan-Tong Li, Chung-Li City, Taoyuan County 320, Taiwan (R.O.C.)

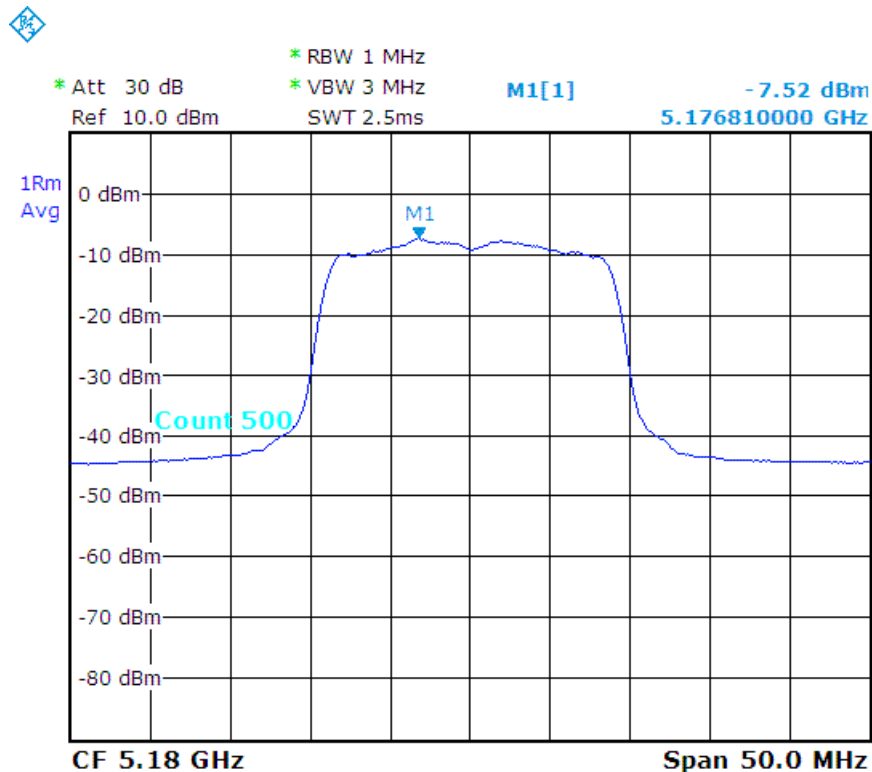
TEST REPORT

Reference No.: A15102101
 Report No.: FCCA15102101-01
 FCC ID : ZME-MLWG3
 Page: 458 of 484
 Date: Dec. 22, 2015

Temperature:	24 °C	Humidity:	55 %RH
Detector:	RMS	Test Mode:	MLWG3/64_5.1G_802.11ac - HT20
RBW:	1 MHz	VBW:	3 MHz
Tested By:	Richard Lin	Tested Date:	Dec. 10, 2015

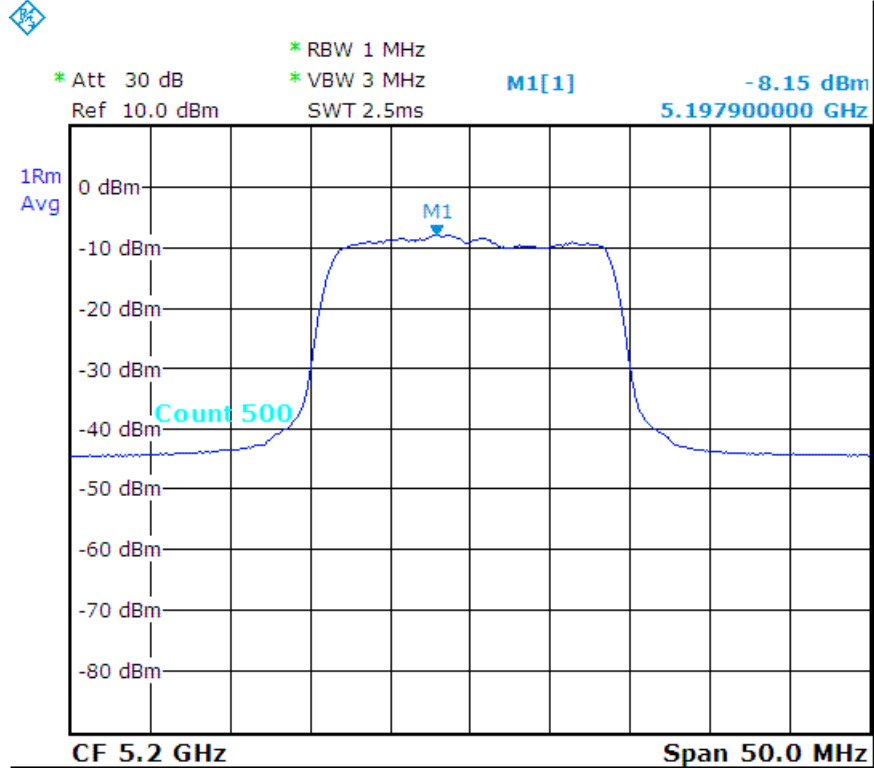
Channel Number	Channel Frequency (MHz)	Power Spectral Density (dBm/1MHz)	Maximum Limit (dBm/1MHz)
CH36	5180	-7.52	11
CH40	5200	-8.15	11
CH48	5240	-9.61	11

ac - HT20_CH36 :

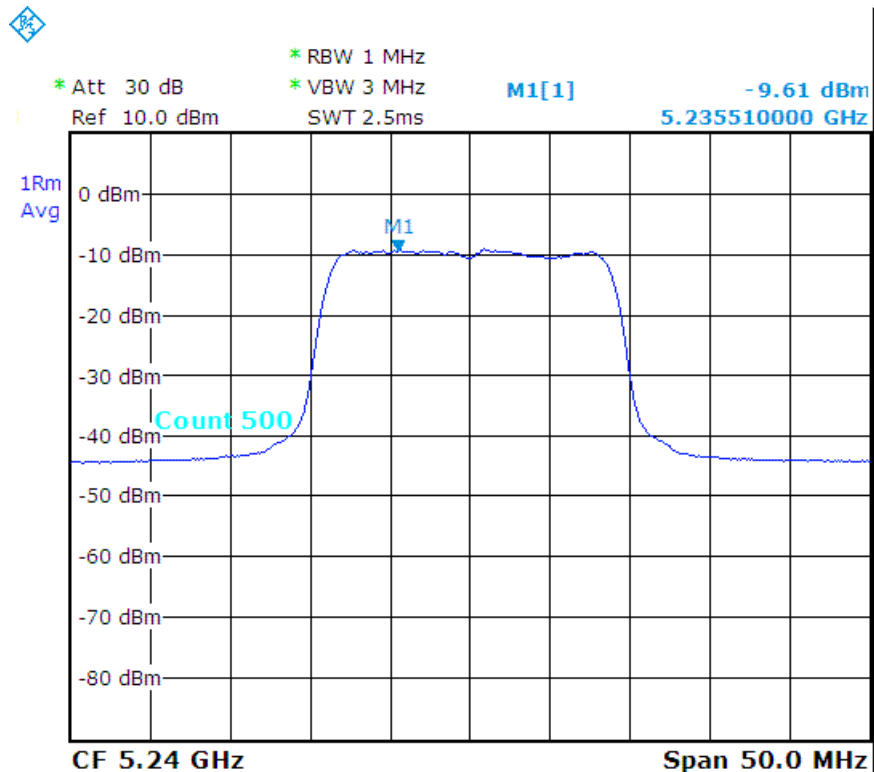




ac - HT20_CH40 :



ac - HT20_CH48 :





Spectrum Research & Testing Lab., Inc.
 No.167, Ln. 780, Shan-Tong Rd., Ling 8, Shan-Tong Li, Chung-Li City, Taoyuan County 320, Taiwan (R.O.C.)

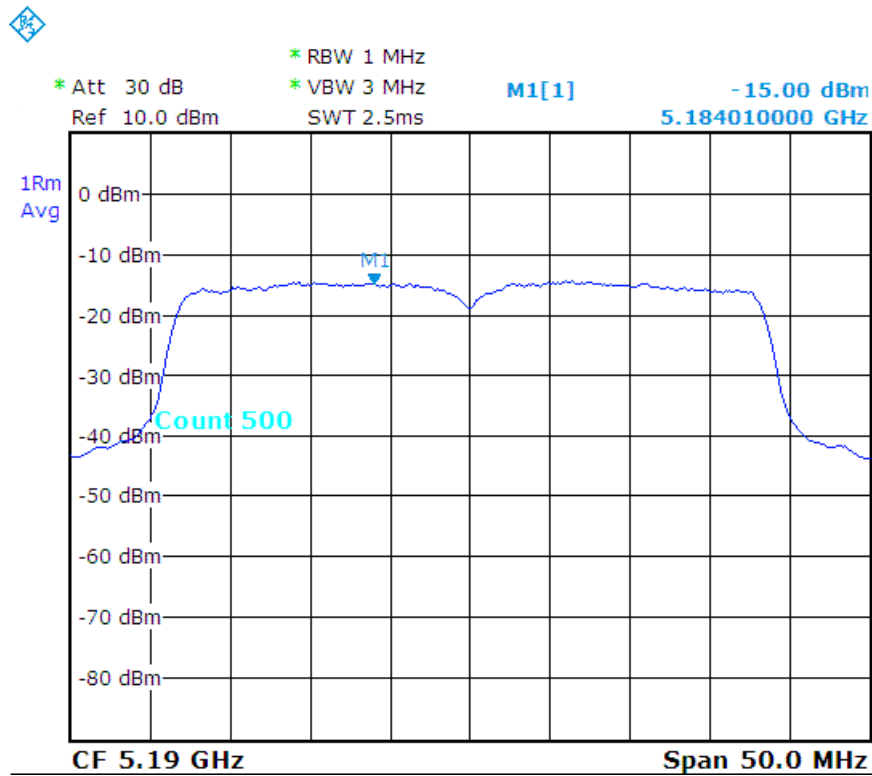
TEST REPORT

Reference No.: A15102101
 Report No.: FCCA15102101-01
 FCC ID : ZME-MLWG3
 Page: 460 of 484
 Date: Dec. 22, 2015

Temperature:	24 °C	Humidity:	55 %RH
Detector:	RMS	Test Mode:	MLWG3/64_5.1G_802.11n - HT40
RBW:	1 MHz	VBW:	3 MHz
Tested By:	Richard Lin	Tested Date:	Dec. 10, 2015

Channel Number	Channel Frequency (MHz)	Power Spectral Density (dBm/1MHz)	Maximum Limit (dBm/1MHz)
CH38	5190	-15.00	11
CH46	5230	-14.62	11

n - HT40_CH38 :



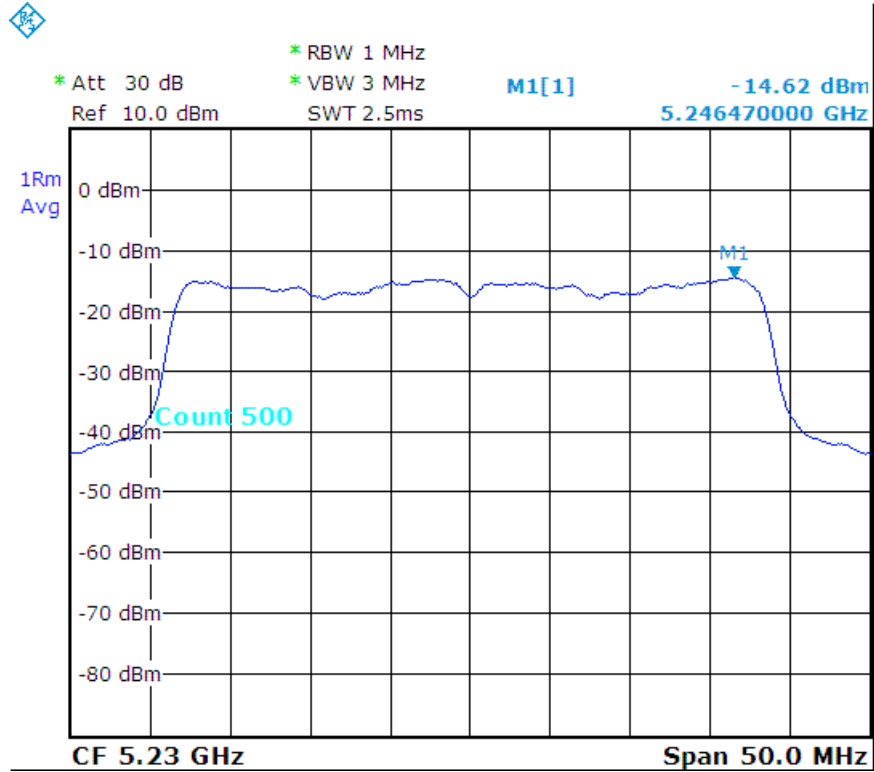


Spectrum Research & Testing Lab., Inc.
No.167, Ln. 780, Shan-Tong
Rd., Ling 8, Shan-Tong Li,
Chung-Li City, Taoyuan County
320, Taiwan (R.O.C.)

TEST REPORT

Reference No.: A15102101
Report No.: FCCA15102101-01
FCC ID : ZME-MLWG3
Page: 461 of 484
Date: Dec. 22, 2015

n - HT40_CH46 :





Spectrum Research & Testing Lab., Inc.

No.167,Ln. 780, Shan-Tong Rd.,Ling 8, Shan-Tong Li, Chung-Li City, Taoyuan County 320, Taiwan (R.O.C.)

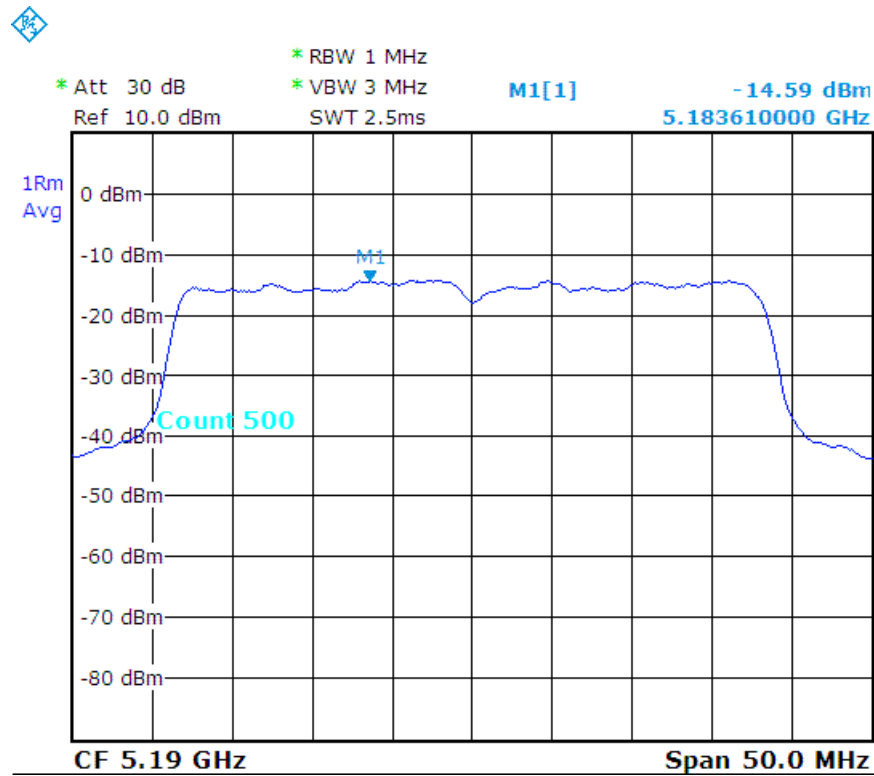
TEST REPORT

Reference No.: A15102101
Report No.: FCCA15102101-01
FCC ID : ZME-MLWG3
Page: 462 of 484
Date: Dec. 22, 2015

Temperature:	<u>24 °C</u>	Humidity:	<u>55 %RH</u>
Detector:	<u>RMS</u>	Test Mode:	<u>MLWG3/64_5.1G_802.11ac - HT40</u>
RBW:	<u>1 MHz</u>	VBW:	<u>3 MHz</u>
Tested By:	<u>Richard Lin</u>	Tested Date:	<u>Dec. 10, 2015</u>

Channel Number	Channel Frequency (MHz)	Power Spectral Density (dBm/1MHz)	Maximum Limit (dBm/1MHz)
CH38	5190	-14.59	11
CH46	5230	-14.59	11

ac - HT40_CH38 :



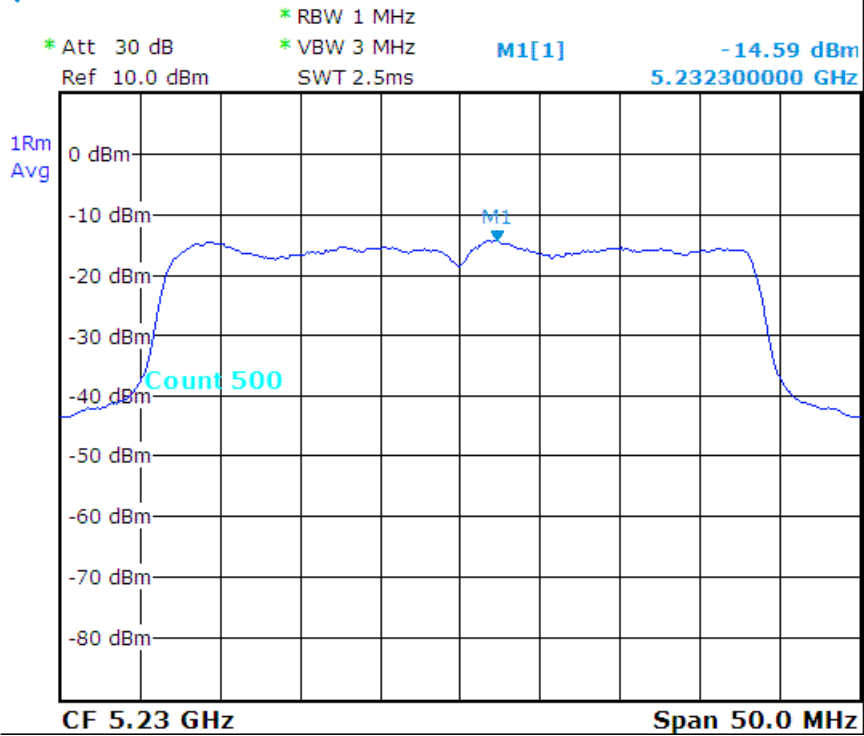


Spectrum Research & Testing Lab., Inc.
No.167, Ln. 780, Shan-Tong
Rd., Ling 8, Shan-Tong Li,
Chung-Li City, Taoyuan County
320, Taiwan (R.O.C.)

TEST REPORT

Reference No.: A15102101
Report No.: FCCA15102101-01
FCC ID : ZME-MLWG3
Page: 463 of 484
Date: Dec. 22, 2015

ac - HT40_CH46 :





Spectrum Research & Testing Lab., Inc.
 No.167, Ln. 780, Shan-Tong Rd., Ling 8, Shan-Tong Li, Chung-Li City, Taoyuan County 320, Taiwan (R.O.C.)

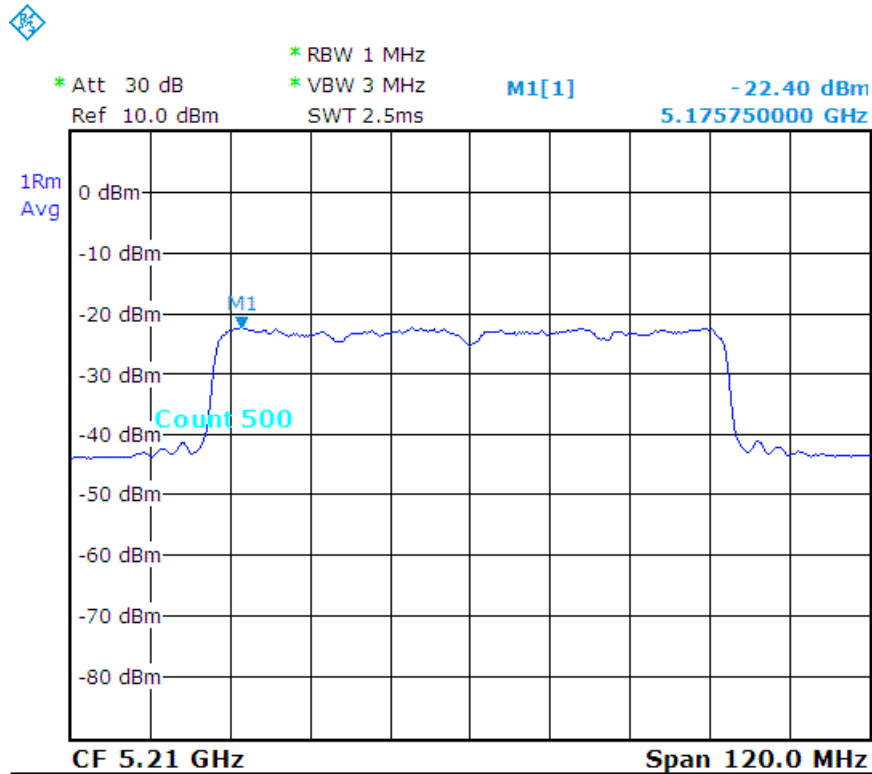
TEST REPORT

Reference No.: A15102101
 Report No.: FCCA15102101-01
 FCC ID : ZME-MLWG3
 Page: 464 of 484
 Date: Dec. 22, 2015

Temperature:	24 °C	Humidity:	55 %RH
Detector:	RMS	Test Mode:	MLWG3/64_5.1G_802.11ac - HT80
RBW:	1 MHz	VBW:	3 MHz
Tested By:	Richard Lin	Tested Date:	Dec. 10, 2015

Channel Number	Channel Frequency (MHz)	Power Spectral Density (dBm/1MHz)	Maximum Limit (dBm/1MHz)
CH42	5210	-22.40	11

ac - HT80_CH42 :





Spectrum Research & Testing Lab., Inc.
No.167, Ln. 780, Shan-Tong Rd., Ling 8, Shan-Tong Li, Chung-Li City, Taoyuan County 320, Taiwan (R.O.C.)

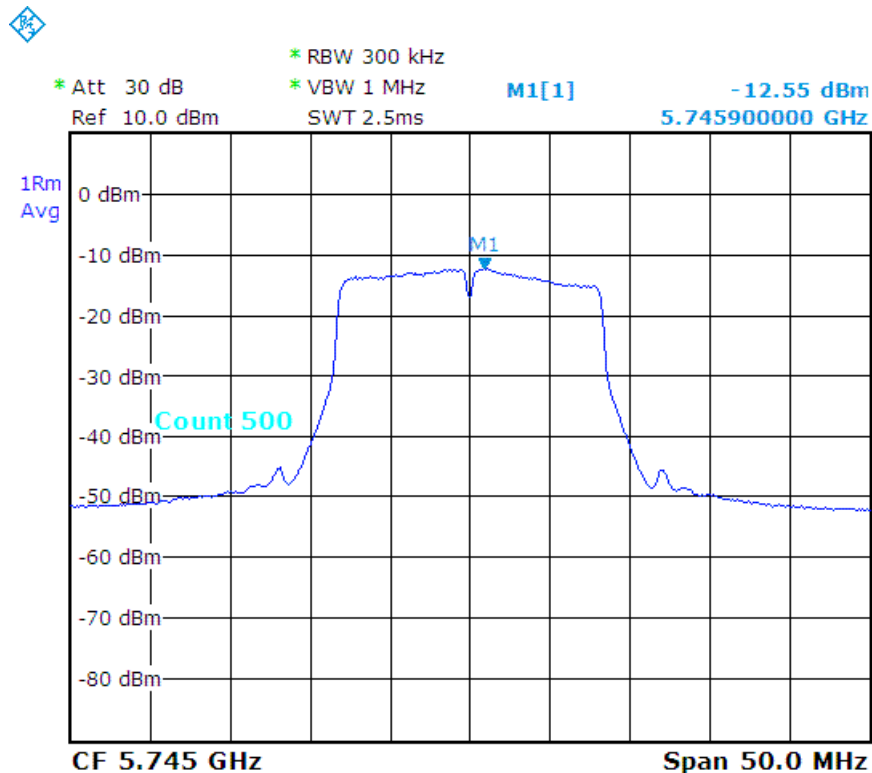
TEST REPORT

Reference No.: A15102101
Report No.: FCCA15102101-01
FCC ID : ZME-MLWG3
Page: 465 of 484
Date: Dec. 22, 2015

Temperature:	22 °C	Humidity:	58 %RH
Detector:	RMS	Test Mode:	MLWG3/64_5.8G_802.11a
RBW:	300 kHz	VBW:	1 MHz
Tested By:	Richard Lin	Tested Date:	Nov. 13, 2015

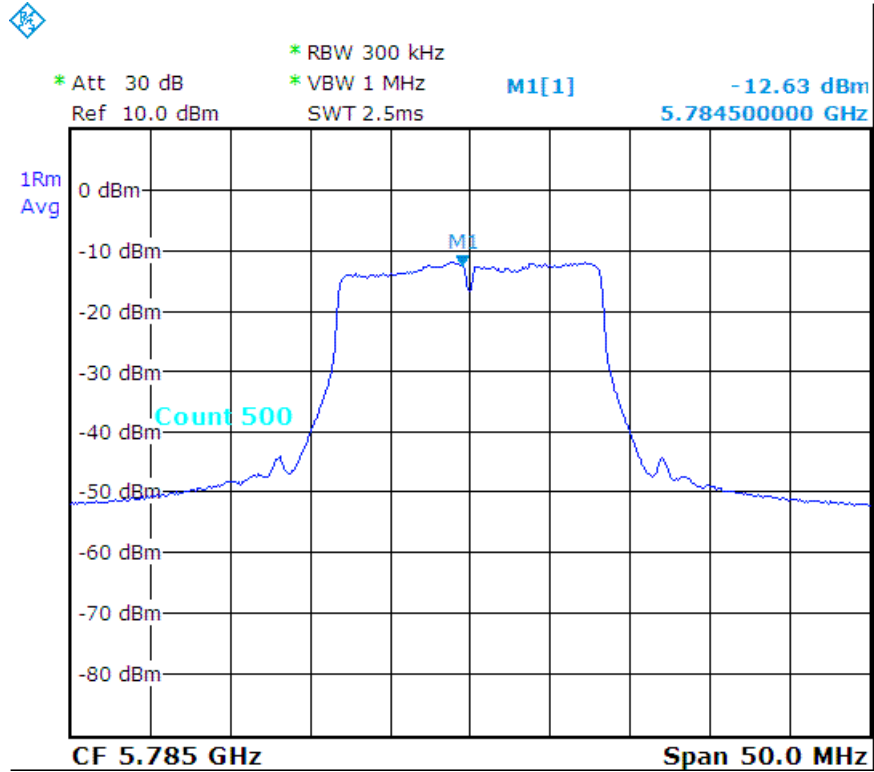
Channel Number	Channel Frequency (MHz)	Power Spectral Density (dBm/500kHz)		Maximum Limit (dBm/500kHz)
		Measurement	Final	
CH149	5745	-12.55	-10.33	30
CH157	5785	-12.63	-10.41	30
CH165	5825	-11.50	-9.28	30

a_CH149 :

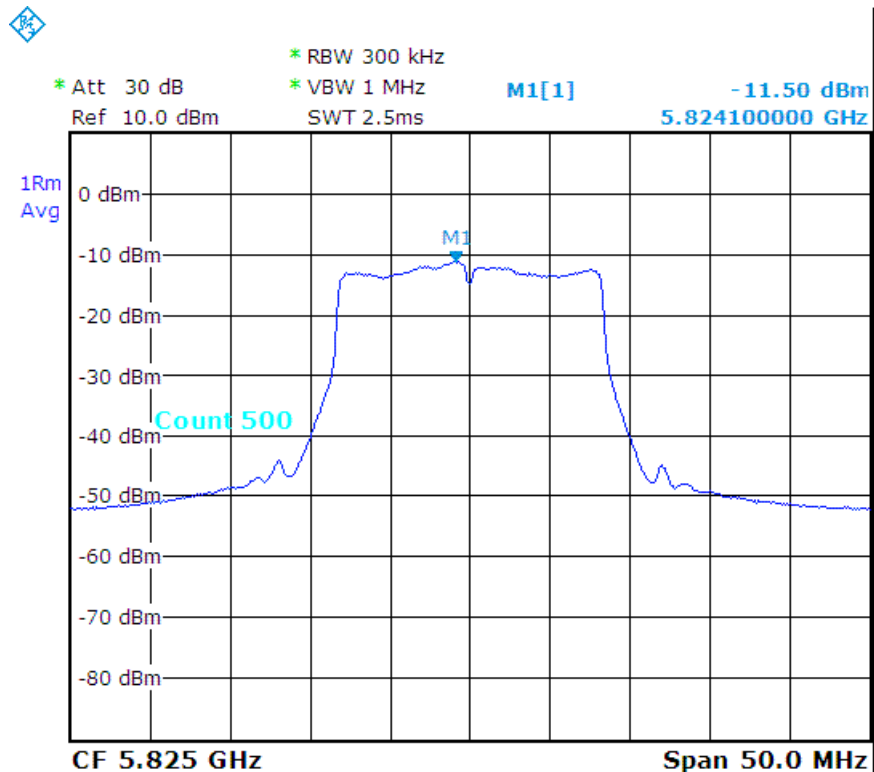




a_CH157 :



a_CH165 :





Spectrum Research & Testing Lab., Inc.
 No.167, Ln. 780, Shan-Tong Rd., Ling 8, Shan-Tong Li, Chung-Li City, Taoyuan County 320, Taiwan (R.O.C.)

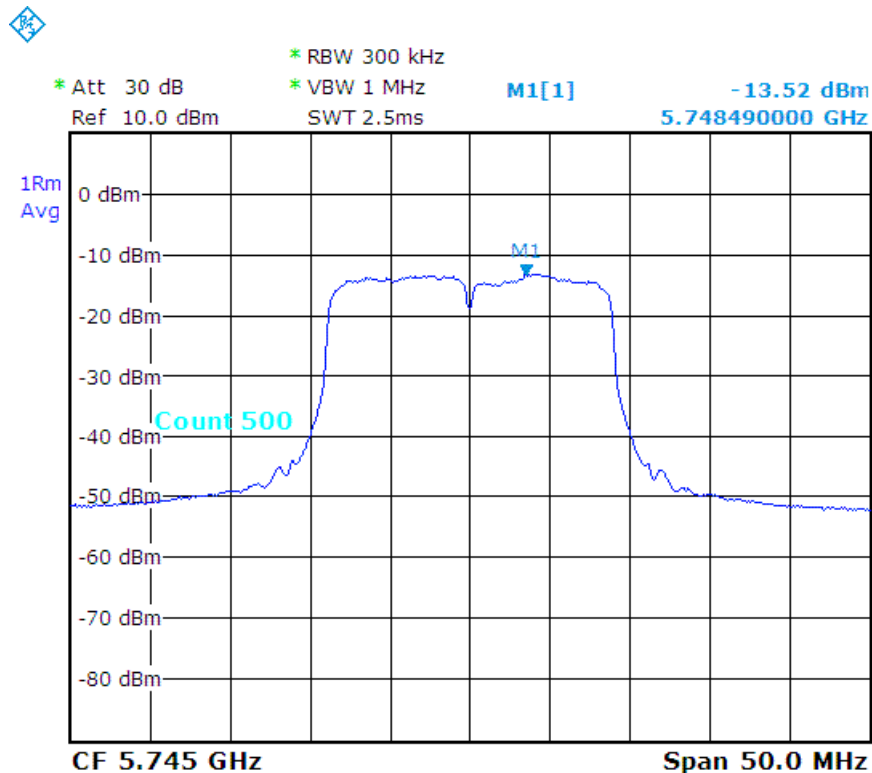
TEST REPORT

Reference No.: A15102101
 Report No.: FCCA15102101-01
 FCC ID : ZME-MLWG3
 Page: 467 of 484
 Date: Dec. 22, 2015

Temperature:	22 °C	Humidity:	58 %RH
Detector:	RMS	Test Mode:	MLWG3/64_5.8G_802.11n - HT20
RBW:	300 kHz	VBW:	1 MHz
Tested By:	Richard Lin	Tested Date:	Nov. 13, 2015

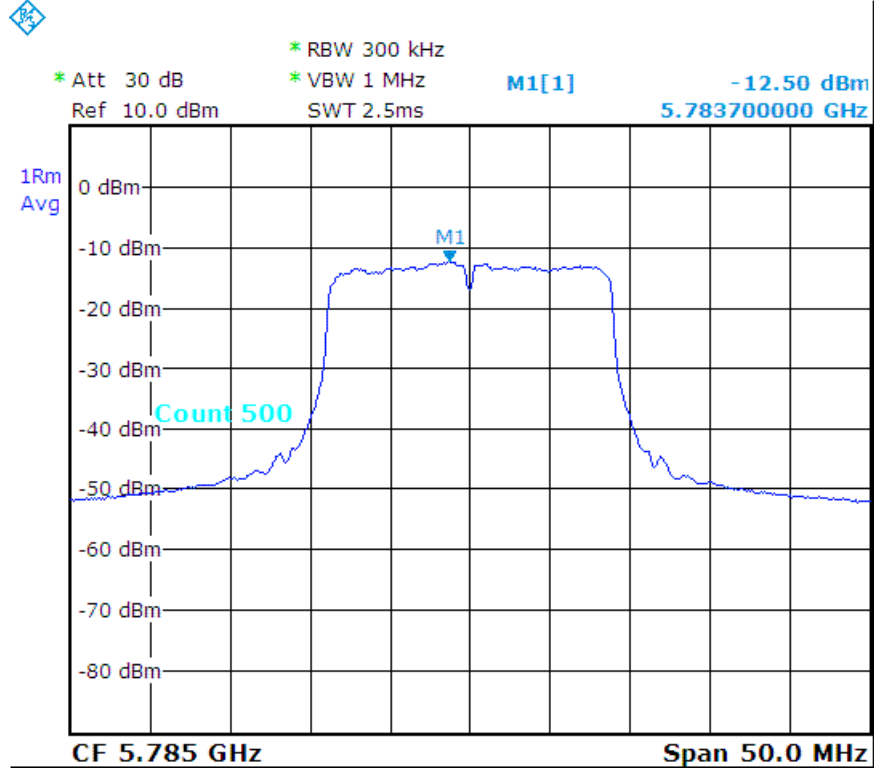
Channel Number	Channel Frequency (MHz)	Power Spectral Density (dBm/500kHz)		Maximum Limit (dBm/500kHz)
		Measurement	Final	
CH149	5745	-13.52	-11.30	30
CH157	5785	-12.50	-10.28	30
CH165	5825	-13.04	-10.82	30

n - HT20_CH149 :

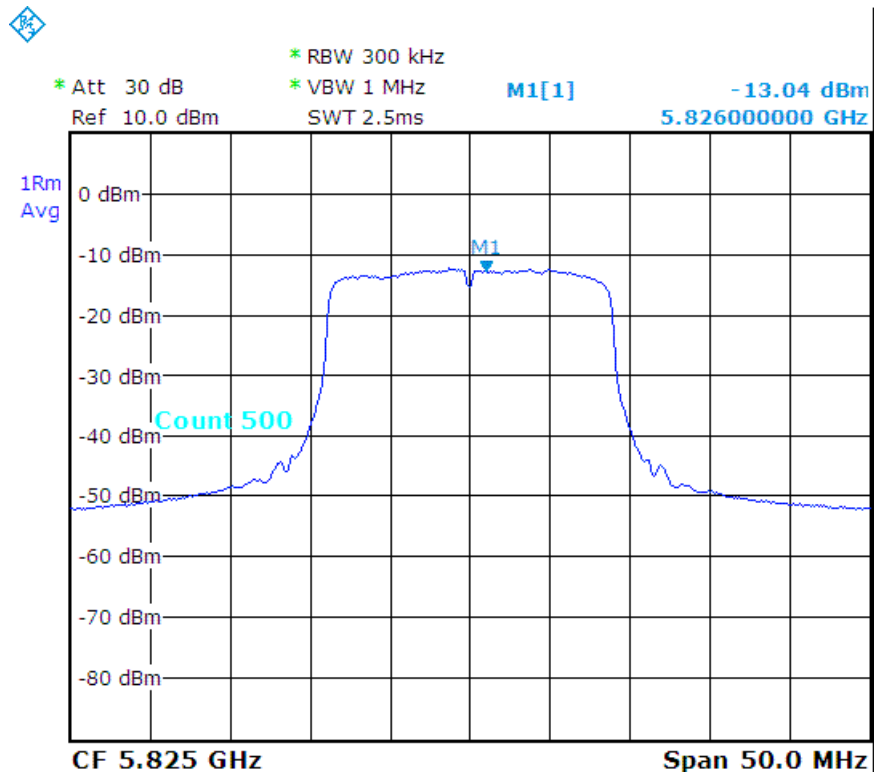




n - HT20_CH157 :



n - HT20_CH165 :





Spectrum Research & Testing Lab., Inc.
 No.167, Ln. 780, Shan-Tong Rd., Ling 8, Shan-Tong Li, Chung-Li City, Taoyuan County 320, Taiwan (R.O.C.)

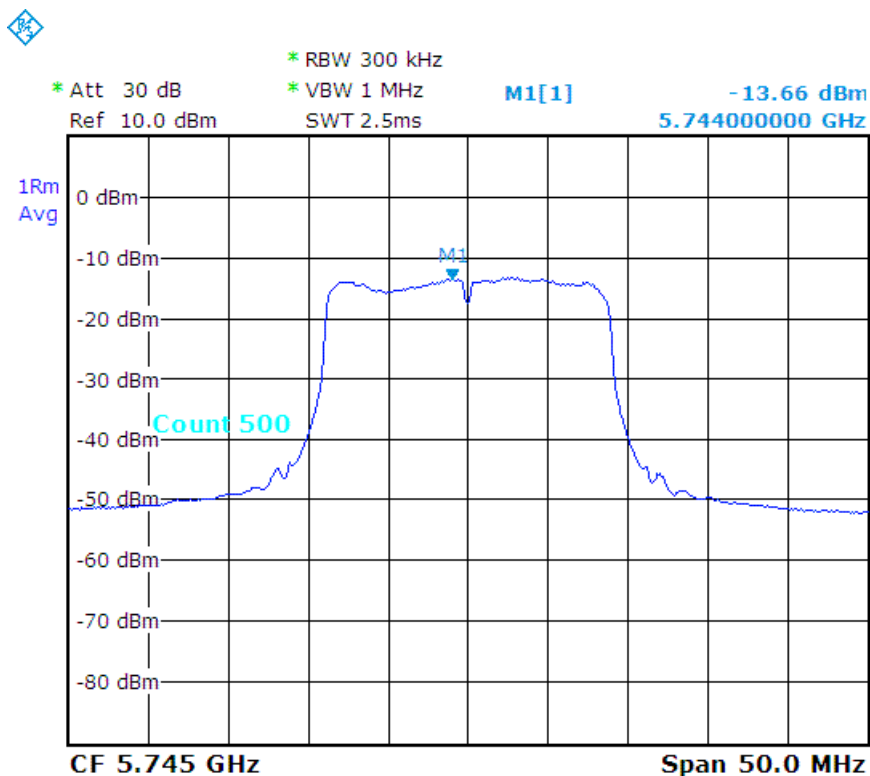
TEST REPORT

Reference No.: A15102101
 Report No.: FCCA15102101-01
 FCC ID : ZME-MLWG3
 Page: 469 of 484
 Date: Dec. 22, 2015

Temperature:	22 °C	Humidity:	58 %RH
Detector:	RMS	Test Mode:	MLWG3/64_5.8G_802.11ac - HT20
RBW:	300 kHz	VBW:	1 MHz
Tested By:	Richard Lin	Tested Date:	Nov. 13, 2015

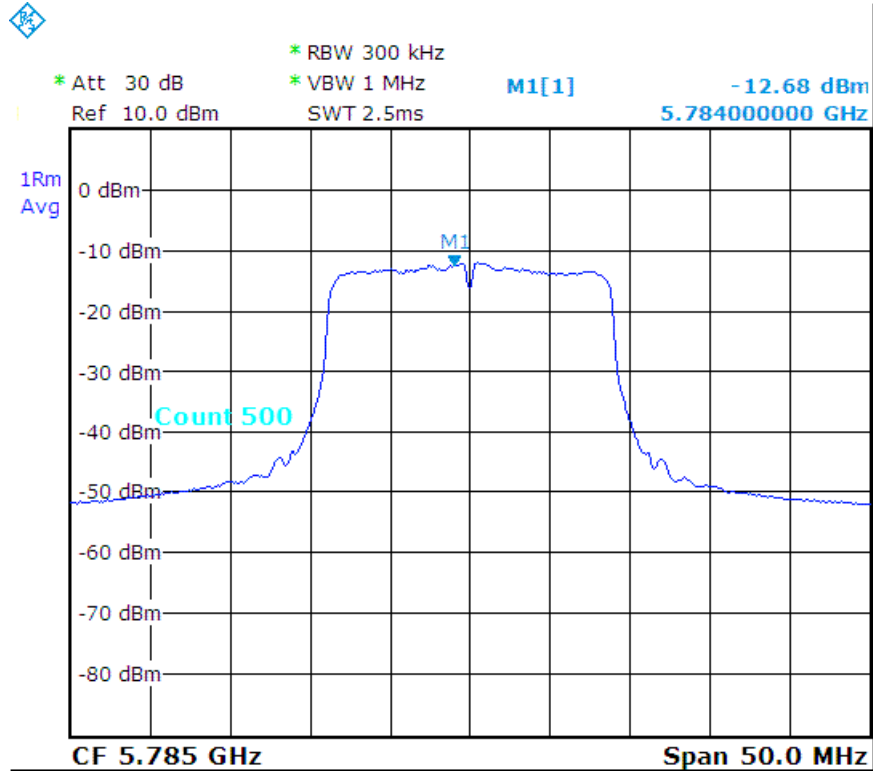
Channel Number	Channel Frequency (MHz)	Power Spectral Density (dBm/500kHz)		Maximum Limit (dBm/500kHz)
		Measurement	Final	
CH149	5745	-13.66	-11.44	30
CH157	5785	-12.68	-10.46	30
CH165	5825	-12.38	-10.16	30

ac - HT20_CH149 :

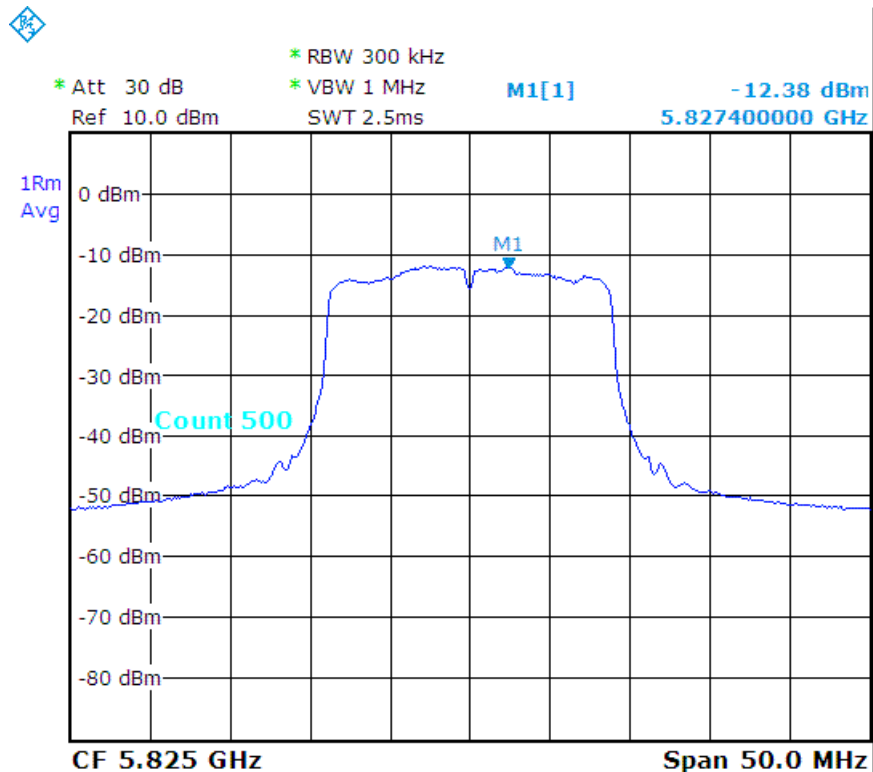




ac - HT20_CH157 :

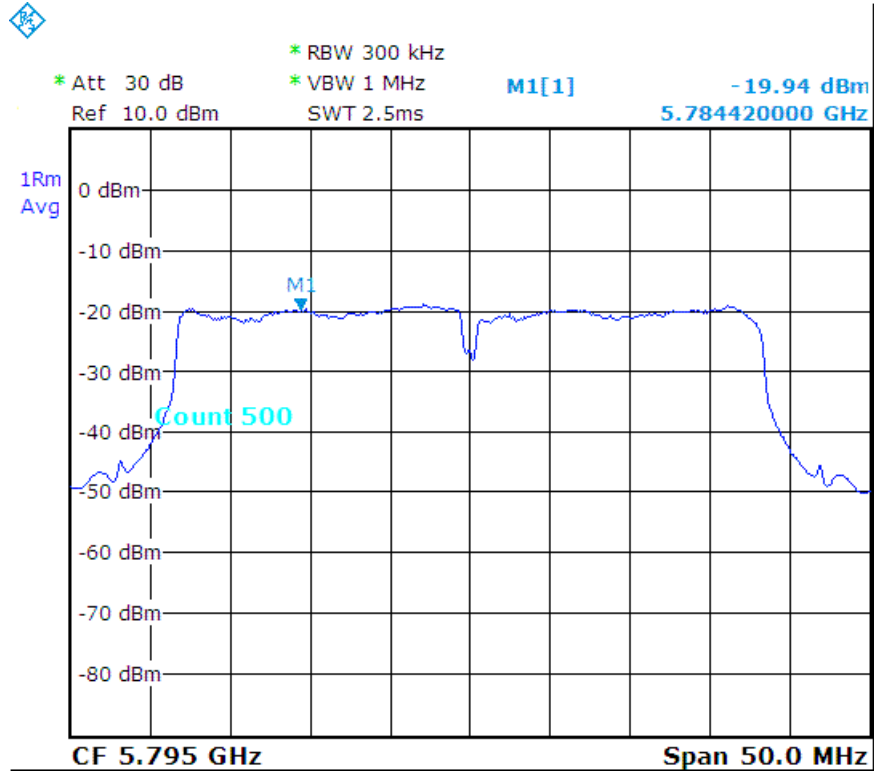


ac - HT20_CH165 :





n - HT40_CH159 :





Spectrum Research & Testing Lab., Inc.

No.167, Ln. 780, Shan-Tong Rd., Ling 8, Shan-Tong Li, Chung-Li City, Taoyuan County 320, Taiwan (R.O.C.)

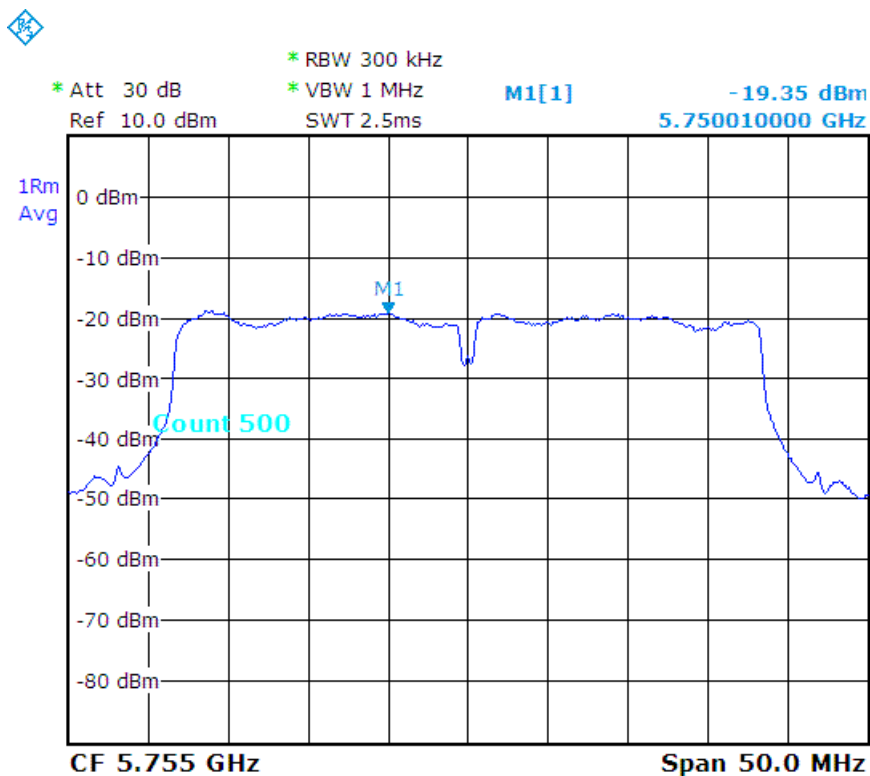
TEST REPORT

Reference No.: A15102101
 Report No.: FCCA15102101-01
 FCC ID : ZME-MLWG3
 Page: 473 of 484
 Date: Dec. 22, 2015

Temperature:	22 °C	Humidity:	58 %RH
Detector:	RMS	Test Mode:	MLWG3/64_5.8G_802.11ac - HT40
RBW:	300 kHz	VBW:	1 MHz
Tested By:	Richard Lin	Tested Date:	Nov. 13, 2015

Channel Number	Channel Frequency (MHz)	Power Spectral Density (dBm/500kHz)		Maximum Limit (dBm/500kHz)
		Measurement	Final	
CH151	5755	-19.35	-17.13	30
CH159	5795	-20.08	-17.86	30

ac - HT40_CH151 :



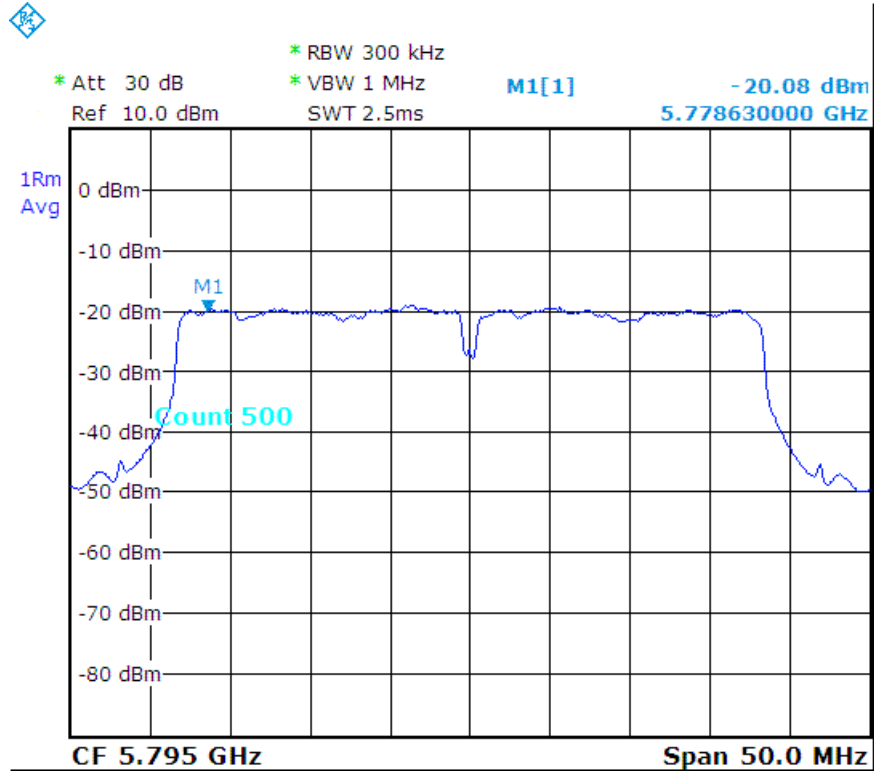


Spectrum Research & Testing Lab., Inc.
No.167, Ln. 780, Shan-Tong
Rd., Ling 8, Shan-Tong Li,
Chung-Li City, Taoyuan County
320, Taiwan (R.O.C.)

TEST REPORT

Reference No.: A15102101
Report No.: FCCA15102101-01
FCC ID : ZME-MLWG3
Page: 474 of 484
Date: Dec. 22, 2015

ac - HT40_CH159 :





Spectrum Research & Testing Lab., Inc.
 No.167, Ln. 780, Shan-Tong Rd., Ling 8, Shan-Tong Li, Chung-Li City, Taoyuan County 320, Taiwan (R.O.C.)

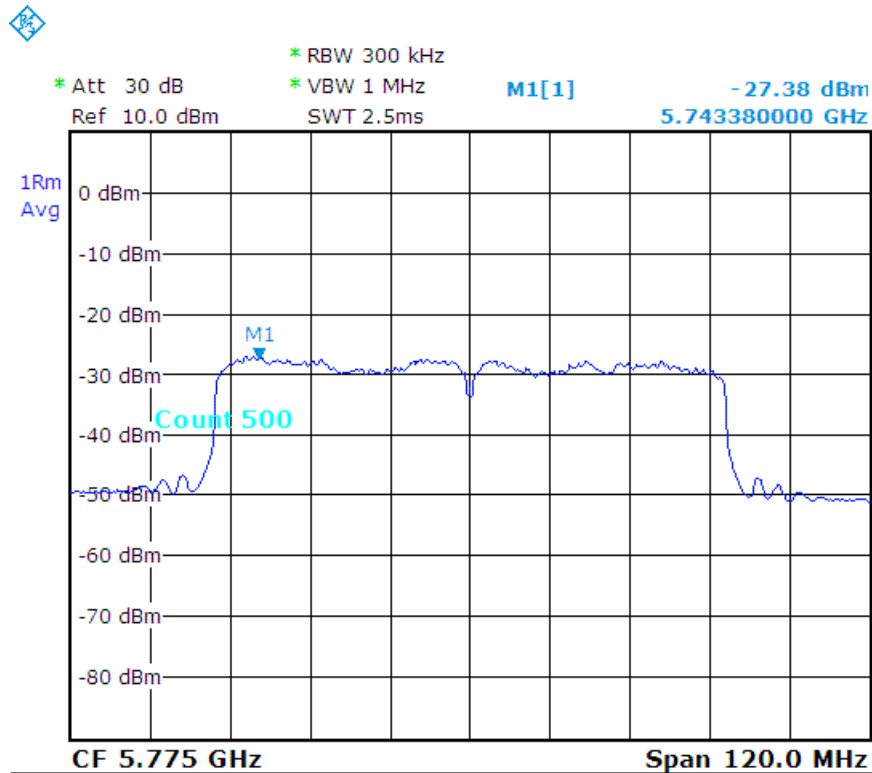
TEST REPORT

Reference No.: A15102101
 Report No.: FCCA15102101-01
 FCC ID : ZME-MLWG3
 Page: 475 of 484
 Date: Dec. 22, 2015

Temperature:	22 °C	Humidity:	58 %RH
Detector:	RMS	Test Mode:	MLWG3/64_5.8G_802.11ac - HT80
RBW:	300 kHz	VBW:	1 MHz
Tested By:	Richard Lin	Tested Date:	Nov. 13, 2015

Channel Number	Channel Frequency (MHz)	Power Spectral Density (dBm/500kHz)		Maximum Limit (dBm/500kHz)
		Measurement	Final	
CH155	5775	-27.38	-25.16	30

ac - HT80_CH155 :





Spectrum Research & Testing Lab., Inc.

No.167, Ln. 780, Shan-Tong Rd., Ling 8, Shan-Tong Li, Chung-Li City, Taoyuan County 320, Taiwan (R.O.C.)

TEST REPORT

Reference No.: A15102101
Report No.: FCCA15102101-01
FCC ID : ZME-MLWG3
Page: 476 of 484
Date: Dec. 22, 2015

5. Antenna application

5.1 Antenna requirement

FCC Part 15E section 15.407 requirement:

For the band 5.725-5.85 GHz, If transmitting antennas of directional gain greater than 6 dBi are used, both the maximum conducted output power and the maximum power spectral density shall be reduced by the amount in dB that the directional gain of the antenna exceeds 6 dBi.

5.2 Result

The EUT's antenna used a Printed Antenna. Gain of 5.1G & 5.8G antenna types is 2.84 dBi that meet the requirement.



Spectrum Research & Testing Lab., Inc.

No.167, Ln. 780, Shan-Tong Rd., Ling 8, Shan-Tong Li, Chung-Li City, Taoyuan County 320, Taiwan (R.O.C.)

TEST REPORT

Reference No.: A15102101
Report No.: FCCA15102101-01
FCC ID : ZME-MLWG3
Page: 477 of 484
Date: Dec. 22, 2015

6. Description of RF Exposure

SAR compliance has been evaluated in the product(s), and can be used in host product(s) with substantially similar physical dimensions, construction, and electrical and RF characteristics. End-users must be provided with specific information required to satisfy RF exposure compliance for all final host devices. Compliance of this device in all final host configurations is the responsibility of the Grantee.

- The separation distance -20 cm must be clearly stated in the operating and/or installation manual that is supplied to the User.
- This application is being made on behalf of the “Grantee”.



Spectrum Research & Testing Lab., Inc.
No.167, Ln. 780, Shan-Tong Rd., Ling 8, Shan-Tong Li, Chung-Li City, Taoyuan County 320, Taiwan (R.O.C.)

TEST REPORT

Reference No.: A15102101
Report No.: FCCA15102101-01
FCC ID : ZME-MLWG3
Page: 478 of 484
Date: Dec. 22, 2015

7. PHOTOS OF TESTING

MLWG3 - Conducted test






Spectrum Research & Testing Lab., Inc.
No.167, Ln. 780, Shan-Tong Rd., Ling 8, Shan-Tong Li, Chung-Li City, Taoyuan County 320, Taiwan (R.O.C.)

TEST REPORT

Reference No.: A15102101
Report No.: FCCA15102101-01
FCC ID : ZME-MLWG3
Page: 479 of 484
Date: Dec. 22, 2015

MLWG3/64 - Conducted test





Spectrum Research & Testing Lab., Inc.
No.167, Ln. 780, Shan-Tong Rd., Ling 8, Shan-Tong Li, Chung-Li City, Taoyuan County 320, Taiwan (R.O.C.)

TEST REPORT

Reference No.: A15102101
Report No.: FCCA15102101-01
FCC ID : ZME-MLWG3
Page: 480 of 484
Date: Dec. 22, 2015

MLWG3 - Radiated test (below 1G , Tx, Standby)





Spectrum Research & Testing Lab., Inc.
No.167, Ln. 780, Shan-Tong Rd., Ling 8, Shan-Tong Li, Chung-Li City, Taoyuan County 320, Taiwan (R.O.C.)

TEST REPORT

Reference No.: A15102101
Report No.: FCCA15102101-01
FCC ID : ZME-MLWG3
Page: 481 of 484
Date: Dec. 22, 2015

MLWG3/64 - Radiated test (below 1G , Tx, Standby)





Spectrum Research & Testing Lab., Inc.
No.167, Ln. 780, Shan-Tong Rd., Ling 8, Shan-Tong Li, Chung-Li City, Taoyuan County 320, Taiwan (R.O.C.)

TEST REPORT

Reference No.: A15102101
Report No.: FCCA15102101-01
FCC ID : ZME-MLWG3
Page: 482 of 484
Date: Dec. 22, 2015

MLWG3 - Radiated test (above 1G , Tx, Standby)





Spectrum Research & Testing Lab., Inc.
No.167, Ln. 780, Shan-Tong Rd., Ling 8, Shan-Tong Li, Chung-Li City, Taoyuan County 320, Taiwan (R.O.C.)

TEST REPORT

Reference No.: A15102101
Report No.: FCCA15102101-01
FCC ID : ZME-MLWG3
Page: 483 of 484
Date: Dec. 22, 2015

MLWG3/64 - Radiated test (above 1G , Tx, Standby)





Spectrum Research & Testing Lab., Inc.

No.167, Ln. 780, Shan-Tong Rd., Ling 8, Shan-Tong Li, Chung-Li City, Taoyuan County 320, Taiwan (R.O.C.)

TEST REPORT

Reference No.: A15102101
Report No.: FCCA15102101-01
FCC ID : ZME-MLWG3
Page: 484 of 484
Date: Dec. 22, 2015

8. TERMS OF ABBREVIATION

AV.	Average detection
AZ(°)	Turn table azimuth
Correct.	Correction
EL(m)	Antenna height (meter)
EUT	Equipment Under Test
Horiz.	Horizontal direction
LISN	Line Impedance Stabilization Network
NSA	Normalized Site Attenuation
Q.P.	Quasi-peak detection
SRT Lab	Spectrum Research & Testing Laboratory, Inc.
Vert.	Vertical direction