



**SGS-CSTC Standards Technical Services Co., Ltd.  
Shenzhen Branch**

No. 1 Workshop, M-10, Middle section, Science & Technology Park,  
Shenzhen, Guangdong, China 518057

Telephone: +86 (0) 755 2601 2053  
Fax: +86 (0) 755 2671 0594  
Email: ee.shenzhen@sgs.com

Report No.: SZEM181000924401  
Page: 1 of 346

# TEST REPORT

**Application No.:** SZEM1810009244CR  
**Applicant:** Shenzhen Mindray Bio-Medical Electronics Co., Ltd.  
**Address of Applicant:** Mindray Building, Keji 12th Road South, High-tech Ind, Nanshan, Shenzhen, China.  
**Manufacturer:** Shenzhen Mindray Bio-Medical Electronics Co., Ltd.  
**Address of Manufacturer:** Mindray Building, Keji 12th Road South, High-tech Industrial Park, Nanshan, Shenzhen  
**Factory:** Shenzhen Mindray Bio-Medical Electronics Co., Ltd.  
**Address of Factory:** Mindray Building, Keji 12th Road South, High-tech Industrial Park, Nanshan, Shenzhen  
**Equipment Under Test (EUT):**  
**EUT Name:** Embedded wireless module  
**Model No.:** SX-SDMAC-2832S+  
**Trade mark:** Mindray  
**FCC ID:** ZLZ-PMACS  
**Standard(s) :** 47 CFR Part 15, Subpart C 15.247  
**Date of Receipt:** 2018-10-25  
**Date of Test:** 2018-10-31 to 2018-11-21  
**Date of Issue:** 2018-11-22

<b>Test Result:</b>	<b>Pass*</b>
---------------------	--------------

\* In the configuration tested, the EUT complied with the standards specified above.



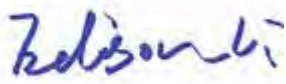
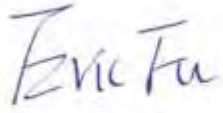
Keny Xu  
EMC Laboratory Manager

The manufacturer should ensure that all products in series production are in conformity with the product sample detailed in this report. If the product in this report is used in any configuration other than that detailed in the report, the manufacturer must ensure the new system complies with all relevant standards. Any mention of SGS International Electrical Approvals or testing done by SGS International Electrical Approvals in connection with, distribution or use of the product described in this report must be approved by SGS International Electrical Approvals in writing.

This document is issued by the Company subject to its General Conditions of Service printed overleaf, available on request or accessible at <http://www.sgs.com/en/Terms-and-Conditions.aspx> and, for electronic format documents, subject to Terms and Conditions for Electronic Documents at <http://www.sgs.com/en/Terms-and-Conditions/Terms-e-Documents.aspx>. Attention is drawn to the limitation of liability, indemnification and jurisdiction issues defined therein. Any holder of this document is advised that information contained hereon reflects the Company's findings at the time of its intervention only and within the limits of Client's instructions, if any. The Company's sole responsibility is to its Client and this document does not exonerate parties to a transaction from exercising all their rights and obligations under the transaction documents. This document cannot be reproduced except in full, without prior written approval of the Company. Any unauthorized alteration, forgery or falsification of the content or appearance of this document is unlawful and offenders may be prosecuted to the fullest extent of the law. Unless otherwise stated the results shown in this test report refer only to the sample(s) tested and such sample(s) are retained for 30 days only.



<i>Revision Record</i>				
<i>Version</i>	<i>Chapter</i>	<i>Date</i>	<i>Modifier</i>	<i>Remark</i>
01		2018-11-22		Original

Authorized for issue by:				
				
		<hr/>		
		Edison Li /Project Engineer		
				
		<hr/>		
		Eric Fu /Reviewer		



## 2 Test Summary

Radio Spectrum Technical Requirement				
Item	Standard	Method	Requirement	Result
Antenna Requirement	47 CFR Part 15, Subpart C 15.247	N/A	47 CFR Part 15, Subpart C 15.203 & 15.247(c)	Pass

Radio Spectrum Matter Part				
Item	Standard	Method	Requirement	Result
Conducted Emissions at AC Power Line (150kHz-30MHz)	47 CFR Part 15, Subpart C 15.247	ANSI C63.10 (2013) Section 6.2	47 CFR Part 15, Subpart C 15.207	Pass
Minimum 6dB Bandwidth	47 CFR Part 15, Subpart C 15.247	ANSI C63.10 (2013) Section 11.8.1	47 CFR Part 15, Subpart C 15.247a(2)	Pass
Conducted Peak Output Power	47 CFR Part 15, Subpart C 15.247	ANSI C63.10 (2013) Section 11.9.1	47 CFR Part 15, Subpart C 15.247(b)(3)	Pass
Power Spectrum Density	47 CFR Part 15, Subpart C 15.247	ANSI C63.10 (2013) Section 11.10.2	47 CFR Part 15, Subpart C 15.247(e)	Pass
Conducted Band Edges Measurement	47 CFR Part 15, Subpart C 15.247	ANSI C63.10 (2013) Section 11.13.3.2	47 CFR Part 15, Subpart C 15.247(d)	Pass
Conducted Spurious Emissions	47 CFR Part 15, Subpart C 15.247	ANSI C63.10 (2013) Section 11.11	47 CFR Part 15, Subpart C 15.247(d)	Pass
Radiated Emissions which fall in the restricted bands	47 CFR Part 15, Subpart C 15.247	ANSI C63.10 (2013) Section 6.10.5	47 CFR Part 15, Subpart C 15.209 & 15.247(d)	Pass
Radiated Spurious Emissions	47 CFR Part 15, Subpart C 15.247	ANSI C63.10 (2013) Section 6.4,6.5,6.6	47 CFR Part 15, Subpart C 15.209 & 15.247(d)	Pass

**Remark:**

Model No.: SX-SDMAC-2832S+

There are five antennas of the above model, with only difference as below:

Antenna Type	Supplier	Antenna Part No.	Freq.	Peak Antenna Gain(dBi)	Remark
Dipole	AMPHENOL	MG7018-41-000-R	2.4G 5G	1.87dBi Peak @2.4G 0.94dBi Peak @5G	Antenna1
PCB Dipole	Laird	MAF95310	2.4G 5G	2.79dBi Peak @2.4G 3.38dBi Peak @5G	Antenna2
Dipole	AMPHENOL	MG7324-41-000-R	2.4G 5G	1.32dBi Peak @2.4G 2.75dBi Peak @5G	Antenna3
PCB Dipole	Laird	EMF2449A2-8UFL	2.4G 5G	2.79dBi Peak @2.4G 3.38dBi Peak @5G	Antenna4
PCB Dipole	Yichuang	AZM24510-1A	2.4G 5G	1dBi Peak @2.4G 1dBi Peak @5G	Antenna5



### 3 Contents

	Page
<b>1 COVER PAGE</b> .....	<b>1</b>
<b>2 TEST SUMMARY</b> .....	<b>3</b>
<b>3 CONTENTS</b> .....	<b>4</b>
<b>4 GENERAL INFORMATION</b> .....	<b>6</b>
4.1 DETAILS OF E.U.T. ....	6
4.2 DESCRIPTION OF SUPPORT UNITS .....	6
4.3 MEASUREMENT UNCERTAINTY .....	6
4.4 TEST LOCATION.....	7
4.5 TEST FACILITY.....	7
4.6 DEVIATION FROM STANDARDS.....	7
4.7 ABNORMALITIES FROM STANDARD CONDITIONS .....	7
<b>5 EQUIPMENT LIST</b> .....	<b>8</b>
<b>6 RADIO SPECTRUM TECHNICAL REQUIREMENT</b> .....	<b>11</b>
6.1 ANTENNA REQUIREMENT .....	11
6.1.1 <i>Test Requirement:</i> .....	11
6.1.2 <i>Conclusion</i> .....	11
<b>7 RADIO SPECTRUM MATTER TEST RESULTS</b> .....	<b>12</b>
7.1 CONDUCTED EMISSIONS AT AC POWER LINE (150KHZ-30MHZ).....	12
7.1.1 <i>E.U.T. Operation</i> .....	12
7.1.2 <i>Test Setup Diagram</i> .....	12
7.1.3 <i>Measurement Procedure and Data</i> .....	13
7.2 MINIMUM 6DB BANDWIDTH.....	16
7.2.1 <i>E.U.T. Operation</i> .....	16
7.2.2 <i>Test Setup Diagram</i> .....	16
7.2.3 <i>Measurement Procedure and Data</i> .....	16
7.3 CONDUCTED PEAK OUTPUT POWER.....	17
7.3.1 <i>E.U.T. Operation</i> .....	17
7.3.2 <i>Test Setup Diagram</i> .....	17
7.3.3 <i>Measurement Procedure and Data</i> .....	17
7.4 POWER SPECTRUM DENSITY.....	18
7.4.1 <i>E.U.T. Operation</i> .....	18
7.4.2 <i>Test Setup Diagram</i> .....	18
7.4.3 <i>Measurement Procedure and Data</i> .....	18
7.5 CONDUCTED BAND EDGES MEASUREMENT.....	19
7.5.1 <i>E.U.T. Operation</i> .....	19
7.5.2 <i>Test Setup Diagram</i> .....	19
7.5.3 <i>Measurement Procedure and Data</i> .....	19
7.6 CONDUCTED SPURIOUS EMISSIONS.....	20
7.6.1 <i>E.U.T. Operation</i> .....	20
7.6.2 <i>Test Setup Diagram</i> .....	20
7.6.3 <i>Measurement Procedure and Data</i> .....	20
7.7 RADIATED EMISSIONS WHICH FALL IN THE RESTRICTED BANDS .....	21
7.7.1 <i>E.U.T. Operation</i> .....	21
7.7.2 <i>Test Setup Diagram</i> .....	21



7.7.3	<i>Measurement Procedure and Data</i> .....	22
7.8	RADIATED SPURIOUS EMISSIONS .....	183
7.8.1	<i>E.U.T. Operation</i> .....	184
7.8.2	<i>Test Setup Diagram</i> .....	184
7.8.3	<i>Measurement Procedure and Data</i> .....	185
<b>8</b>	<b>PHOTOGRAPHS</b> .....	<b>308</b>
8.1	EUT CONSTRUCTIONAL DETAILS (EUT PHOTOS).....	308
<b>9</b>	<b>APPENDIX</b> .....	<b>309</b>
9.1	APPENDIX 15.247 .....	309-346

## 4 General Information

### 4.1 Details of E.U.T.

Power supply:	3.3V DC from mainboard
Operation Frequency:	802.11b/g/n(HT20): 2412MHz to 2462MHz 802.11n(HT40): 2422MHz to 2452MHz
Number of Channels:	802.11b/g/n(HT20):11 802.11n(HT40):7
Modulation Type:	802.11b: DSSS (CCK, DQPSK, DBPSK) 802.11g/n: OFDM (64QAM, 16QAM, QPSK, BPSK)
Channel Spacing:	5MHz
Antenna Type:	Please refer to section 2 of this report
Antenna Gain:	Please refer to section 2 of this report

### 4.2 Description of Support Units

Description	Manufacturer	Model No.	Serial No.
Adapter	Apple	A1357 W010A051	REF. No.SEA0500
Laptop	Lenovo	T430u	REF. No.SEA1800
Network Cable	SGS	N/A	REF. No.SEA1100
USB Cable	PHILIPS	SWR2101	REF. No.SEA0700
mainboard	Provided by client	N/A	N/A

### 4.3 Measurement Uncertainty

No.	Item	Measurement Uncertainty
1	Radio Frequency	$\pm 7.25 \times 10^{-8}$
2	Duty cycle	$\pm 0.37\%$
3	Occupied Bandwidth	$\pm 3\%$
4	RF conducted power	$\pm 0.75\text{dB}$
5	RF power density	$\pm 2.84\text{dB}$
6	Conducted Spurious emissions	$\pm 0.75\text{dB}$
7	RF Radiated power	$\pm 4.5\text{dB}$ (below 1GHz)
		$\pm 4.8\text{dB}$ (above 1GHz)
8	Radiated Spurious emission test	$\pm 4.5\text{dB}$ (Below 1GHz)
		$\pm 4.8\text{dB}$ (Above 1GHz)
9	Temperature test	$\pm 1^\circ\text{C}$
10	Humidity test	$\pm 3\%$
11	Supply voltages	$\pm 1.5\%$
12	Time	$\pm 3\%$



#### **4.4 Test Location**

All tests were performed at:

SGS-CSTC Standards Technical Services Co., Ltd., Shenzhen Branch

No. 1 Workshop, M-10, Middle Section, Science & Technology Park, Shenzhen, Guangdong, China.  
518057.

Tel: +86 755 2601 2053 Fax: +86 755 2671 0594

No tests were sub-contracted.

#### **4.5 Test Facility**

The test facility is recognized, certified, or accredited by the following organizations:

- **CNAS (No. CNAS L2929)**

CNAS has accredited SGS-CSTC Standards Technical Services Co., Ltd. Shenzhen Branch EMC Lab to ISO/IEC 17025:2005 General Requirements for the Competence of Testing and Calibration Laboratories (CNAS-CL01 Accreditation Criteria for the Competence of Testing and Calibration Laboratories) for the competence in the field of testing.

- **A2LA (Certificate No. 3816.01)**

SGS-CSTC Standards Technical Services Co., Ltd., Shenzhen EMC Laboratory is accredited by the American Association for Laboratory Accreditation(A2LA). Certificate No. 3816.01.

- **VCCI**

The 3m Fully-anechoic chamber for above 1GHz, 10m Semi-anechoic chamber for below 1GHz, Shielded Room for Mains Port Conducted Interference Measurement and Telecommunication Port Conducted Interference Measurement of SGS-CSTC Standards Technical Services Co., Ltd. have been registered in accordance with the Regulations for Voluntary Control Measures with Registration No.: G-20026, R-14188, C-12383 and T-11153 respectively.

- **FCC –Designation Number: CN1178**

SGS-CSTC Standards Technical Services Co., Ltd., Shenzhen EMC Laboratory has been recognized as an accredited testing laboratory.

Designation Number: CN1178. Test Firm Registration Number: 406779.

- **Innovation, Science and Economic Development Canada**

SGS-CSTC Standards Technical Services Co., Ltd., Shenzhen EMC Laboratory has been recognized by ISED as an accredited testing laboratory.

CAB identifier: CN0006.

IC#: 4620C.

#### **4.6 Deviation from Standards**

None

#### **4.7 Abnormalities from Standard Conditions**

None





## 5 Equipment List

<b>Conducted Emissions at AC Power Line (150kHz-30MHz)</b>					
<b>Equipment</b>	<b>Manufacturer</b>	<b>Model No</b>	<b>Inventory No</b>	<b>Cal Date</b>	<b>Cal Due Date</b>
Shielding Room	ZhongYu Electron	GB-88	SEM001-06	2017-05-10	2020-05-09
Measurement Software	AUDIX	e3 V5.4.1221d	N/A	N/A	N/A
Coaxial Cable	SGS	N/A	SEM024-01	2018-07-12	2019-07-11
LISN	Rohde & Schwarz	ENV216	SEM007-01	2018-09-25	2019-09-24
LISN	ETS-LINDGREN	3816/2	SEM007-02	2018-04-02	2019-04-01
EMI Test Receiver	Rohde & Schwarz	ESCI	SEM004-02	2018-04-02	2019-04-01

<b>RF Conducted Test</b>					
<b>Equipment</b>	<b>Manufacturer</b>	<b>Model No</b>	<b>Inventory No</b>	<b>Cal Date</b>	<b>Cal Due Date</b>
DC Power Supply	ZhaoXin	RXN-305D	SEM011-02	2018-09-25	2019-09-24
Spectrum Analyzer	Rohde & Schwarz	FSP	SEM004-06	2018-09-27	2019-09-26
Measurement Software	JS Tonscend	JS1120-2 BT/WIFI V2.	N/A	N/A	N/A
Coaxial Cable	SGS	N/A	SEM031-02	2018-07-12	2019-07-11
Attenuator	Weinschel Associates	WA41	SEM021-09	N/A	N/A
Signal Generator	KEYSIGHT	N5173B	SEM006-05	2018-09-27	2019-09-26
Power Meter	Rohde & Schwarz	NRVS	SEM014-02	2018-09-25	2019-09-24
Power Sensor	KEYSIGHT	U2021XA	SEM009-13	2018-04-13	2019-04-12

<b>Radiated Emissions which fall in the restricted bands</b>					
<b>Equipment</b>	<b>Manufacturer</b>	<b>Model No</b>	<b>Inventory No</b>	<b>Cal Date</b>	<b>Cal Due Date</b>
3m Semi-Anechoic Chamber	AUDIX	N/A	SEM001-02	2018-03-13	2021-03-12
Measurement Software	AUDIX	e3 V8.2014-6-27	N/A	N/A	N/A
Coaxial Cable	SGS	N/A	SEM026-01	2018-07-12	2019-07-11
Spectrum Analyzer	Rohde & Schwarz	FSU43	SEM004-08	2018-04-02	2019-04-01
BiConiLog Antenna (26-3000MHz)	ETS-Lindgren	3142C	SEM003-01	2017-06-27	2020-06-26
Horn Antenna (1-18GHz)	Rohde & Schwarz	HF907	SEM003-07	2018-04-13	2021-04-12
Horn Antenna (15GHz-40GHz)	Schwarzbeck	BBHA 9170	SEM003-15	2017-10-17	2020-10-16
Pre-amplifier (0.1-1300MHz)	HP	8447D	SEM005-02	2018-09-25	2019-09-24
Pre-Amplifier (0.1-26.5GHz)	Compliance Directions Systems Inc.	PAP-0126	SEM004-11	2018-09-27	2019-09-26
Pre-amplifier(18-26GHz)	Rohde & Schwarz	CH14-H052	SEM005-17	2018-04-02	2019-04-01
Pre-amplifier (26GHz-40GHz)	Compliance Directions Systems Inc.	PAP-2640-50	SEM005-08	2018-04-02	2019-04-01





# SGS-CSTC Standards Technical Services Co., Ltd. Shenzhen Branch

Report No.: SZEM181000924401

Page: 9 of 346

DC Power Supply	Zhao Xin	RXN-305D	SEM011-02	2018-09-25	2019-09-24
Active Loop Antenna	ETS-Lindgren	6502	SEM003-08	2017-08-22	2020-08-21
Band filter	N/A	N/A	SEM023-01	N/A	N/A

Radiated Spurious Emissions					
Equipment	Manufacturer	Model No	Inventory No	Cal Date	Cal Due Date
3m Semi-Anechoic Chamber	AUDIX	N/A	SEM001-02	2018-03-13	2021-03-12
Measurement Software	AUDIX	e3 V8.2014-6-27	N/A	N/A	N/A
Coaxial Cable	SGS	N/A	SEM026-01	2018-07-12	2019-07-11
Spectrum Analyzer	Rohde & Schwarz	FSU43	SEM004-08	2018-04-02	2019-04-01
BiConiLog Antenna (26-3000MHz)	ETS-Lindgren	3142C	SEM003-01	2017-06-27	2020-06-26
Horn Antenna (1-18GHz)	Rohde & Schwarz	HF907	SEM003-07	2018-04-13	2021-04-12
Horn Antenna (15GHz-40GHz)	Schwarzbeck	BBHA 9170	SEM003-15	2017-10-17	2020-10-16
Pre-amplifier (0.1-1300MHz)	HP	8447D	SEM005-02	2018-09-25	2019-09-24
Pre-Amplifier (0.1-26.5GHz)	Compliance Directions Systems Inc.	PAP-0126	SEM004-11	2018-09-27	2019-09-26
Pre-amplifier(18-26GHz)	Rohde & Schwarz	CH14-H052	SEM005-17	2018-04-02	2019-04-01
Pre-amplifier (26GHz-40GHz)	Compliance Directions Systems Inc.	PAP-2640-50	SEM005-08	2018-04-02	2019-04-01
DC Power Supply	Zhao Xin	RXN-305D	SEM011-02	2018-09-25	2019-09-24
Active Loop Antenna	ETS-Lindgren	6502	SEM003-08	2017-08-22	2020-08-21
Band filter	N/A	N/A	SEM023-01	N/A	N/A

RE in Chamber					
Test Equipment	Manufacturer	Model No.	Inventory No.	Cal. Date (yyyy-mm-dd)	Cal. Due date (yyyy-mm-dd)
3m Semi-Anechoic Chamber	ETS-LINDGREN	N/A	SEM001-01	2017-08-05	2020-08-04
MXE EMI Receiver (20Hz-8.4GHz)	Agilent Technologies	N9038A	SEM004-05	2018-09-25	2019-09-24
BiConiLog Antenna (26-3000MHz)	ETS-LINDGREN	3142C	SEM003-01	2017-06-27	2020-06-26
Pre-amplifier (0.1-1300MHz)	Agilent Technologies	8447D	SEM005-01	2018-04-02	2019-04-01
Measurement Software	AUDIX	e3 V8.2014-6-27	N/A	N/A	N/A
Coaxial Cable	SGS	N/A	SEM025-01	2018-07-12	2019-07-11



**SGS-CSTC Standards Technical Services Co., Ltd.  
Shenzhen Branch**

Report No.: SZEM181000924401

Page: 10 of 346

<b>General used equipment</b>					
<b>Equipment</b>	<b>Manufacturer</b>	<b>Model No</b>	<b>Inventory No</b>	<b>Cal Date</b>	<b>Cal Due Date</b>
Humidity/ Temperature Indicator	Shanghai Meteorological Industry Factory	ZJ1-2B	SEM002-03	2018-09-27	2019-09-26
Humidity/ Temperature Indicator	Shanghai Meteorological Industry Factory	ZJ1-2B	SEM002-04	2018-09-27	2019-09-26
Humidity/ Temperature Indicator	Mingle	N/A	SEM002-08	2018-09-27	2019-09-26
Barometer	Changchun Meteorological Industry Factory	DYM3	SEM002-01	2018-04-08	2019-04-07



## **6 Radio Spectrum Technical Requirement**

### **6.1 Antenna Requirement**

#### **6.1.1 Test Requirement:**

47 CFR Part 15, Subpart C 15.203 & 15.247(c)

#### **6.1.2 Conclusion**

Standard Requirement:

An intentional radiator shall be designed to ensure that no antenna other than that furnished by the responsible party shall be used with the device. The use of a permanently attached antenna or of an antenna that uses a unique coupling to the intentional radiator, the manufacturer may design the unit so that a broken antenna can be replaced by the user, but the use of a standard antenna jack or electrical connector is prohibited.

15.247(b) (4) requirement:

The conducted output power limit specified in paragraph (b) of this section is based on the use of antennas with directional gains that do not exceed 6 dBi. Except as shown in paragraph (c) of this section, if transmitting antennas of directional gain greater than 6 dBi are used, the conducted output power from the intentional radiator shall be reduced below the stated values in paragraphs (b)(1), (b)(2), and (b)(3) of this section, as appropriate, by the amount in dB that the directional gain of the antenna exceeds 6 dBi.

EUT Antenna:

The antenna is integrated on the main PCB and no consideration of replacement.

Antenna location: Refer to Internal photos.

## 7 Radio Spectrum Matter Test Results

### 7.1 Conducted Emissions at AC Power Line (150kHz-30MHz)

Test Requirement 47 CFR Part 15, Subpart C 15.207  
 Test Method: ANSI C63.10 (2013) Section 6.2  
 Limit:

Frequency of emission(MHz)	Conducted limit(dBμV)	
	Quasi-peak	Average
0.15-0.5	66 to 56*	56 to 46*
0.5-5	56	46
5-30	60	50

\*Decreases with the logarithm of the frequency.

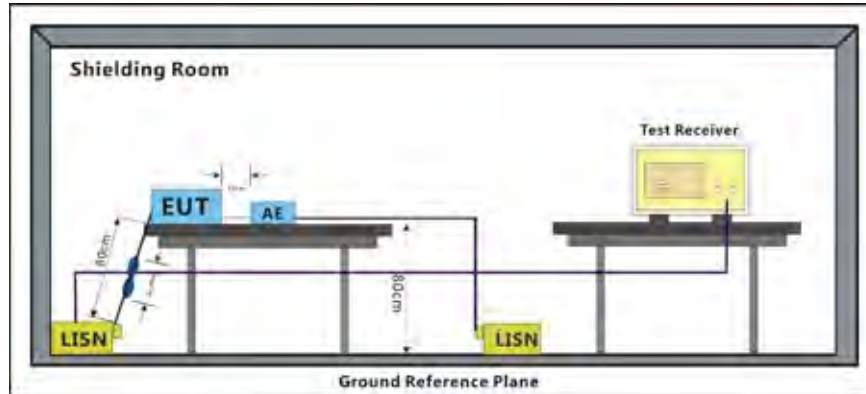
#### 7.1.1 E.U.T. Operation

Operating Environment:

Temperature: 24.5 °C Humidity: 46.8 % RH Atmospheric Pressure: 1010 mbar

Test mode: a:TX mode\_Keep the EUT in continuously transmitting mode with all modulation types. All data rates for each modulation type have been tested and found the data rate @ 1Mbps is the worst case of IEEE 802.11b; data rate @ 6Mbps is the worst case of IEEE 802.11g; data rate @ 6.5Mbps is the worst case of IEEE 802.11n(HT20); data rate @ 13.5Mbps is the worst case of IEEE 802.11n(HT40). Only the data of worst case is recorded in the report.

#### 7.1.2 Test Setup Diagram





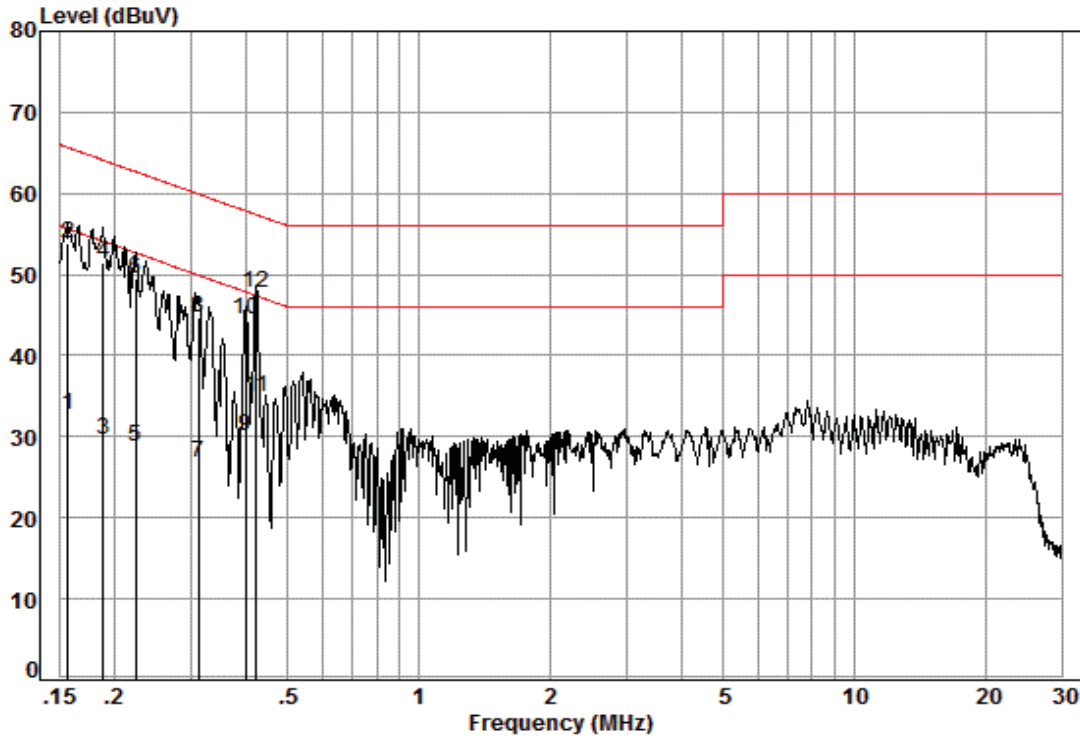
### **7.1.3 Measurement Procedure and Data**

- 1) The mains terminal disturbance voltage test was conducted in a shielded room.
- 2) The EUT was connected to AC power source through a LISN 1 (Line Impedance Stabilization Network) which provides a 50ohm/50μH + 5ohm linear impedance. The power cables of all other units of the EUT were connected to a second LISN 2, which was bonded to the ground reference plane in the same way as the LISN 1 for the unit being measured. A multiple socket outlet strip was used to connect multiple power cables to a single LISN provided the rating of the LISN was not exceeded.
- 3) The tabletop EUT was placed upon a non-metallic table 0.8m above the ground reference plane. And for floor-standing arrangement, the EUT was placed on the horizontal ground reference plane,
- 4) The test was performed with a vertical ground reference plane. The rear of the EUT shall be 0.4 m from the vertical ground reference plane. The vertical ground reference plane was bonded to the horizontal ground reference plane. The LISN 1 was placed 0.8 m from the boundary of the unit under test and bonded to a ground reference plane for LISNs mounted on top of the ground reference plane. This distance was between the closest points of the LISN 1 and the EUT. All other units of the EUT and associated equipment was at least 0.8 m from the LISN 2.
- 5) In order to find the maximum emission, the relative positions of equipment and all of the interface cables must be changed according to ANSI C63.10 on conducted measurement.

Remark: LISN=Read Level+ Cable Loss+ LISN Factor



Mode:a; Line:Live Line

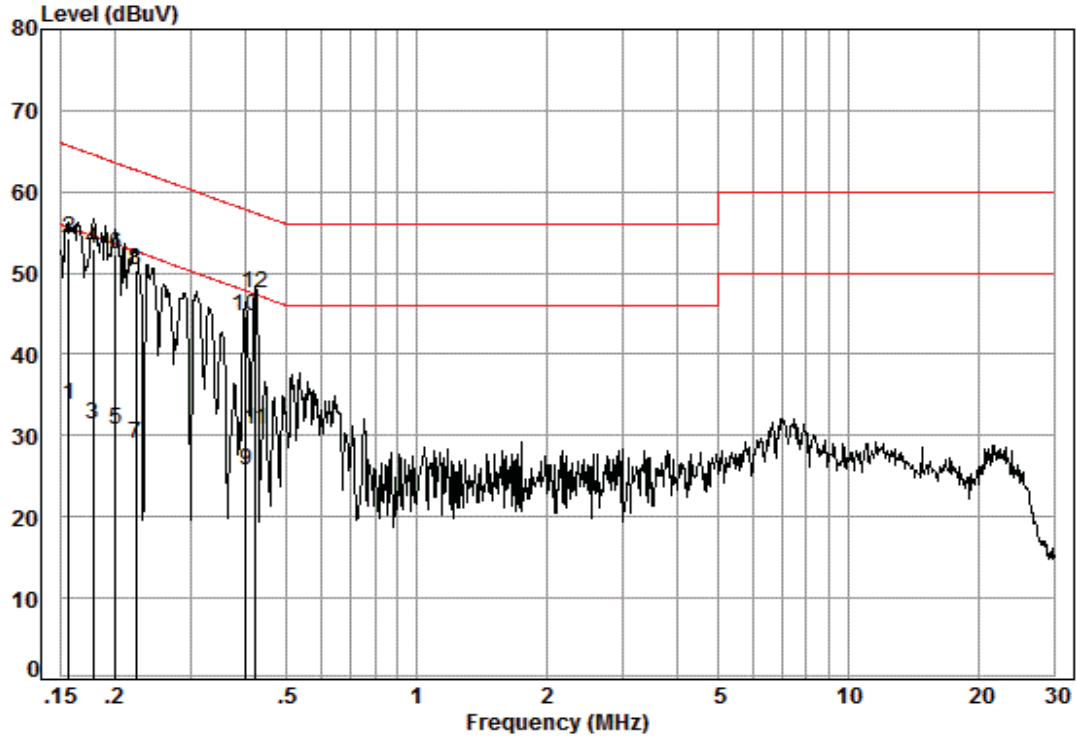


Site : Shielding Room  
Condition: Line  
Job No. : 09244CR  
Test mode: a

	Freq	Cable Loss	LISN Factor	Read Level	Level	Limit Line	Over Limit	Remark
	MHz	dB	dB	dBuV	dBuV	dBuV	dB	
1	0.16	0.02	9.51	23.17	32.70	55.65	-22.95	Average
2	0.16	0.02	9.51	44.38	53.91	65.65	-11.74	QP
3	0.19	0.03	9.51	20.14	29.68	54.11	-24.43	Average
4	0.19	0.03	9.51	41.92	51.46	64.11	-12.65	QP
5	0.22	0.03	9.50	19.23	28.76	52.70	-23.94	Average
6	0.22	0.03	9.50	40.04	49.57	62.70	-13.13	QP
7	0.31	0.03	9.51	17.32	26.86	49.93	-23.07	Average
8	0.31	0.03	9.51	35.12	44.66	59.93	-15.27	QP
9	0.40	0.04	9.49	20.61	30.14	47.86	-17.72	Average
10	0.40	0.04	9.49	34.83	44.36	57.86	-13.50	QP
11	0.42	0.04	9.49	25.27	34.80	47.37	-12.57	Average
12	0.42	0.04	9.49	38.11	47.64	57.37	-9.73	QP



Mode:a; Line:Neutral Line



Site : Shielding Room  
Condition: Neutral  
Job No. : 09244CR  
Test mode: a

	Freq	Cable Loss	LISN Factor	Read Level	Level	Limit Line	Over Limit	Remark
	MHz	dB	dB	dBuV	dBuV	dBuV	dB	
1	0.16	0.02	9.58	24.21	33.81	55.65	-21.84	Average
2	0.16	0.02	9.58	44.77	54.37	65.65	-11.28	QP
3	0.18	0.03	9.58	21.76	31.37	54.59	-23.22	Average
4	0.18	0.03	9.58	43.33	52.94	64.59	-11.65	QP
5	0.20	0.03	9.57	21.21	30.81	53.58	-22.77	Average
6	0.20	0.03	9.57	42.64	52.24	63.58	-11.34	QP
7	0.22	0.03	9.57	19.35	28.95	52.70	-23.75	Average
8	0.22	0.03	9.57	40.70	50.30	62.70	-12.40	QP
9	0.40	0.04	9.59	16.02	25.65	47.81	-22.16	Average
10	0.40	0.04	9.59	35.11	44.74	57.81	-13.07	QP
11	0.42	0.04	9.59	21.06	30.69	47.37	-16.68	Average
12	0.42	0.04	9.59	37.96	47.59	57.37	-9.78	QP



## 7.2 Minimum 6dB Bandwidth

Test Requirement 47 CFR Part 15, Subpart C 15.247a(2)  
 Test Method: ANSI C63.10 (2013) Section 11.8.1  
 Limit:  $\geq 500$  kHz

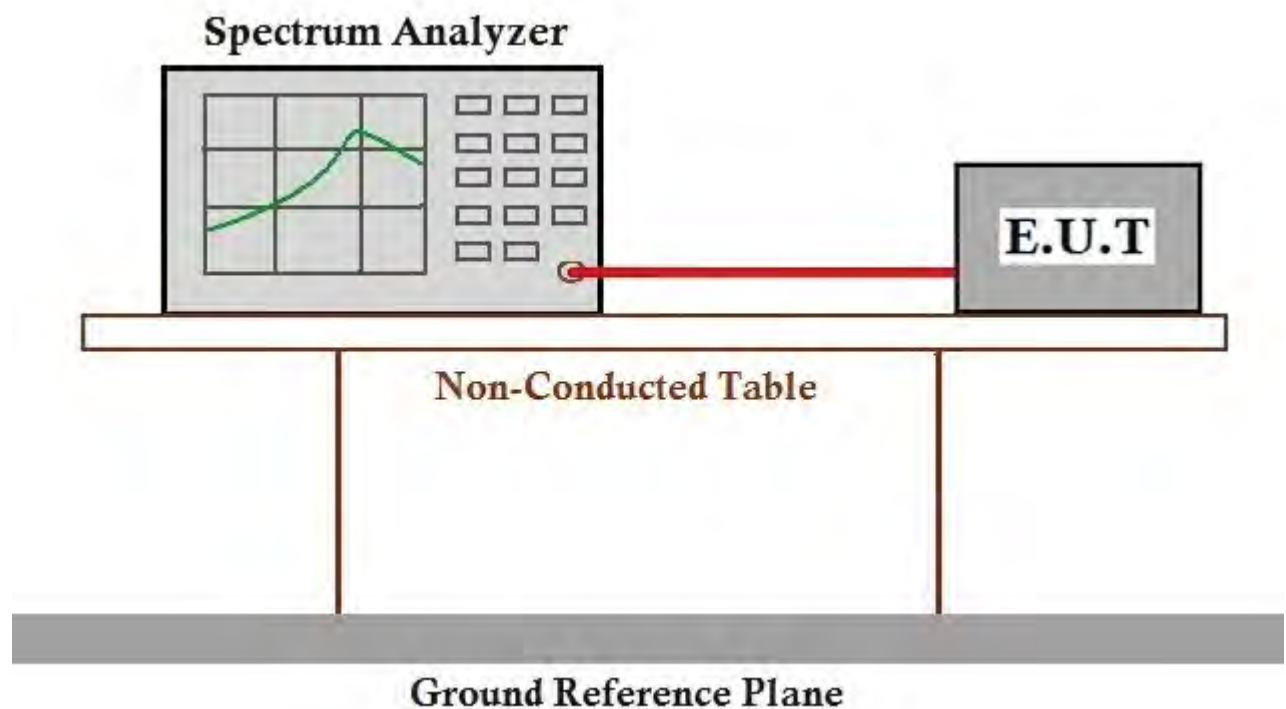
### 7.2.1 E.U.T. Operation

Operating Environment:

Temperature: 24.5 °C Humidity: 46.8 % RH Atmospheric Pressure: 1010 mbar

Test mode: a:TX mode Keep the EUT in continuously transmitting mode with all modulation types. All data rates for each modulation type have been tested and found the data rate @ 1Mbps is the worst case of IEEE 802.11b; data rate @ 6Mbps is the worst case of IEEE 802.11g; data rate @ 6.5Mbps is the worst case of IEEE 802.11n(HT20); data rate @ 13.5Mbps is the worst case of IEEE 802.11n(HT40). Only the data of worst case is recorded in the report.

### 7.2.2 Test Setup Diagram



### 7.2.3 Measurement Procedure and Data

The detailed test data see: Appendix 15.247

### 7.3 Conducted Peak Output Power

Test Requirement 47 CFR Part 15, Subpart C 15.247(b)(3)  
Test Method: ANSI C63.10 (2013) Section 11.9.1  
Limit:

Frequency range(MHz)	Output power of the intentional radiator(watt)
902-928	1 for $\geq 50$ hopping channels
	0.25 for $25 \leq$ hopping channels $< 50$
	1 for digital modulation
2400-2483.5	1 for $\geq 75$ non-overlapping hopping channels
	0.125 for all other frequency hopping systems
	1 for digital modulation
5725-5850	1 for frequency hopping systems and digital modulation

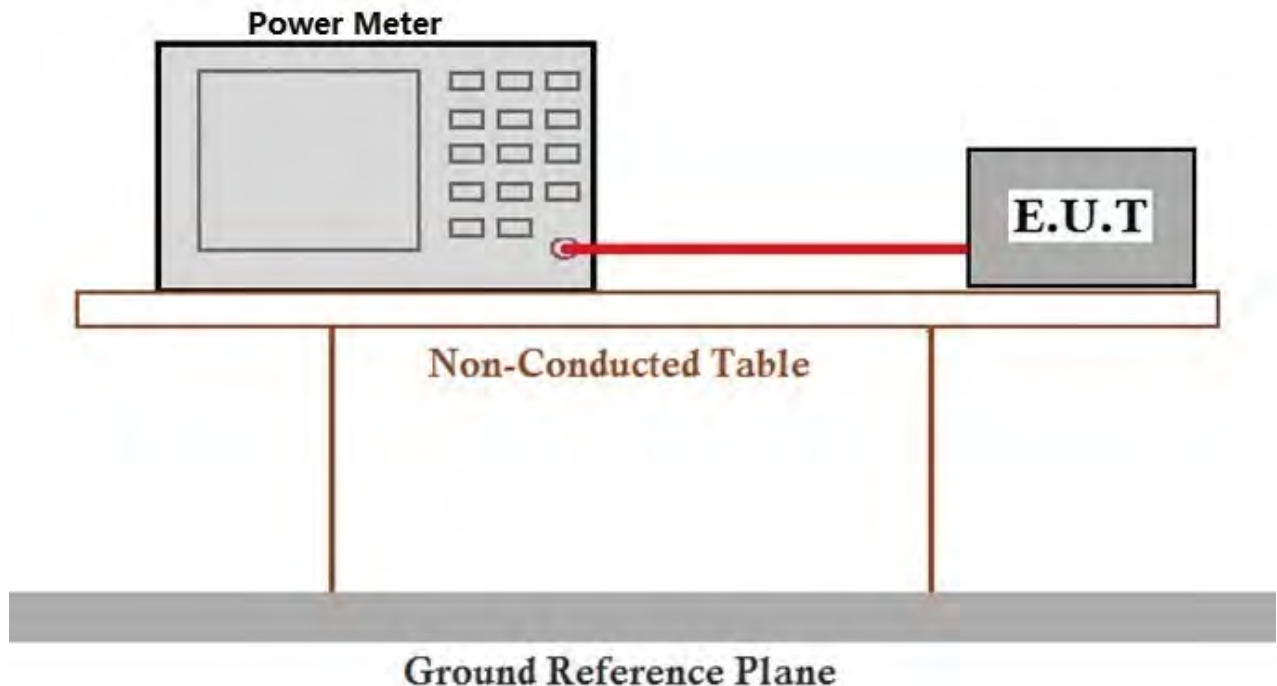
#### 7.3.1 E.U.T. Operation

Operating Environment:

Temperature: 24.5 °C Humidity: 46.8 % RH Atmospheric Pressure: 1010 mbar

Test mode: a:TX mode\_Keep the EUT in continuously transmitting mode with all modulation types. All data rates for each modulation type have been tested and found the data rate @ 1Mbps is the worst case of IEEE 802.11b; data rate @ 6Mbps is the worst case of IEEE 802.11g; data rate @ 6.5Mbps is the worst case of IEEE 802.11n(HT20); data rate @ 13.5Mbps is the worst case of IEEE 802.11n(HT40). Only the data of worst case is recorded in the report.

#### 7.3.2 Test Setup Diagram



#### 7.3.3 Measurement Procedure and Data

The detailed test data see: Appendix 15.247

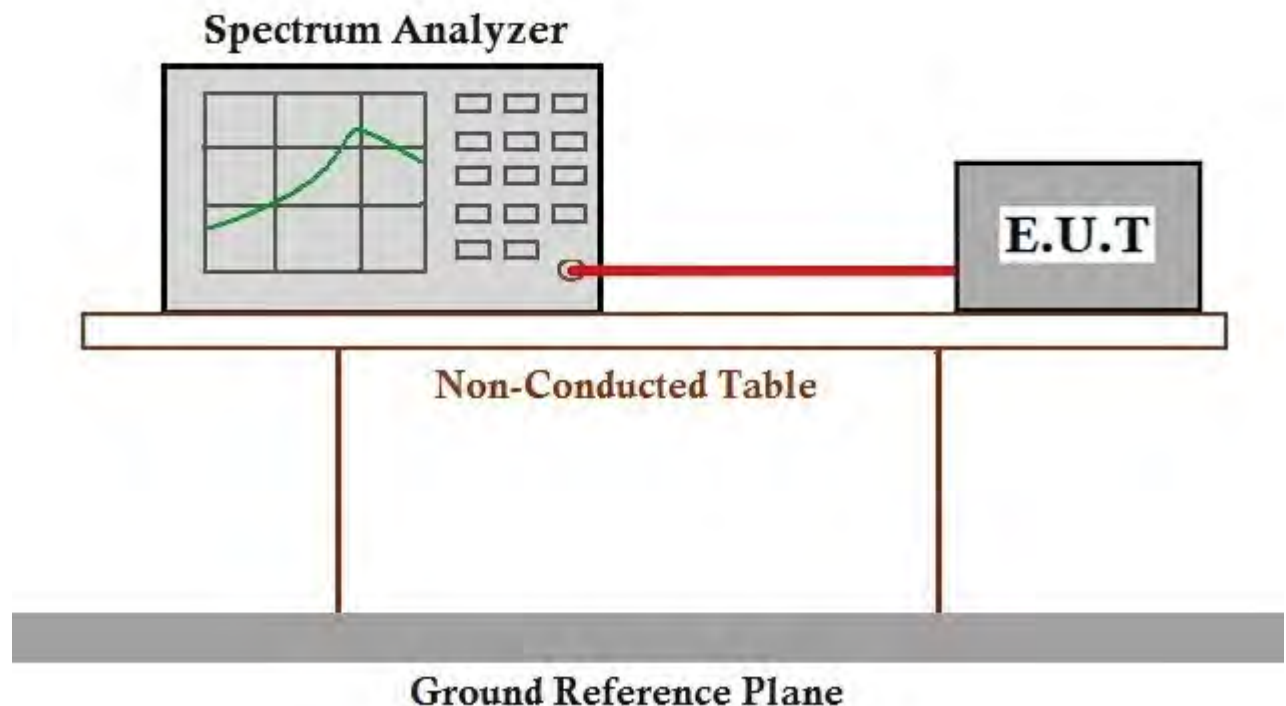
## 7.4 Power Spectrum Density

Test Requirement: 47 CFR Part 15, Subpart C 15.247(e)  
 Test Method: ANSI C63.10 (2013) Section 11.10.2  
 Limit:  $\leq 8\text{dBm}$  in any 3 kHz band during any time interval of continuous transmission

### 7.4.1 E.U.T. Operation

Operating Environment:  
 Temperature: 24.5 °C      Humidity: 46.8 % RH      Atmospheric Pressure: 1010 mbar  
 Test mode: a:TX mode\_ Keep the EUT in continuously transmitting mode with all modulation types. All data rates for each modulation type have been tested and found the data rate @ 1Mbps is the worst case of IEEE 802.11b; data rate @ 6Mbps is the worst case of IEEE 802.11g; data rate @ 6.5Mbps is the worst case of IEEE 802.11n(HT20); data rate @ 13.5Mbps is the worst case of IEEE 802.11n(HT40). Only the data of worst case is recorded in the report.

### 7.4.2 Test Setup Diagram



### 7.4.3 Measurement Procedure and Data

The detailed test data see: Appendix 15.247

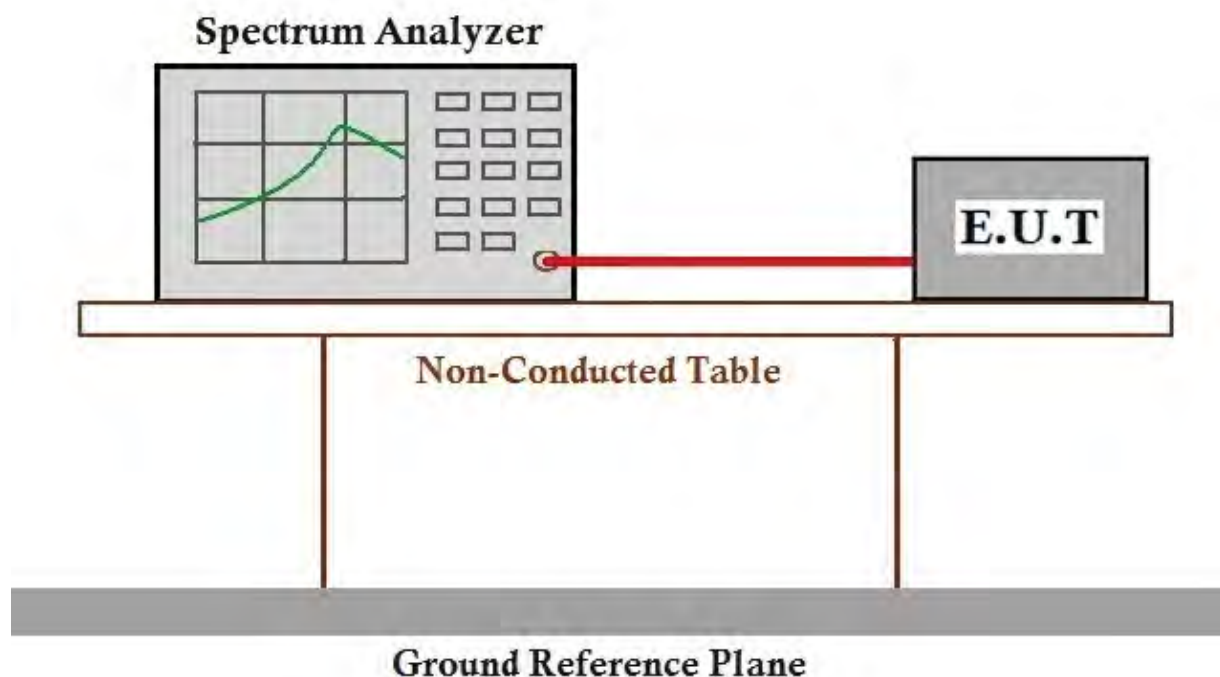
## 7.5 Conducted Band Edges Measurement

Test Requirement	47 CFR Part 15, Subpart C 15.247(d)
Test Method:	ANSI C63.10 (2013) Section 11.13.3.2
Limit:	In any 100 kHz bandwidth outside the frequency band in which the spread spectrum or digitally modulated intentional radiator is operating, the radio frequency power that is produced by the intentional radiator shall be at least 20 dB below that in the 100 kHz bandwidth within the band that contains the highest level of the desired power, based on either an RF conducted or a radiated measurement, provided the transmitter demonstrates compliance with the peak conducted power limits. If the transmitter complies with the conducted power limits based on the use of RMS averaging over a time interval, as permitted under paragraph (b)(3) of this section, the attenuation required under this paragraph shall be 30 dB instead of 20 dB. Attenuation below the general limits specified in §15.209(a) is not required. In addition, radiated emissions which fall in the restricted bands, as defined in §15.205(a), must also comply with the radiated emission limits specified in §15.209(a) (see §15.205(c))

### 7.5.1 E.U.T. Operation

Operating Environment:	
Temperature:	24.5 °C      Humidity: 46.8 % RH      Atmospheric Pressure: 1010 mbar
Test mode:	a:TX mode_Keep the EUT in continuously transmitting mode with all modulation types. All data rates for each modulation type have been tested and found the data rate @ 1Mbps is the worst case of IEEE 802.11b; data rate @ 6Mbps is the worst case of IEEE 802.11g; data rate @ 6.5Mbps is the worst case of IEEE 802.11n(HT20); data rate @ 13.5Mbps is the worst case of IEEE 802.11n(HT40). Only the data of worst case is recorded in the report.

### 7.5.2 Test Setup Diagram



### 7.5.3 Measurement Procedure and Data

The detailed test data see: Appendix 15.247

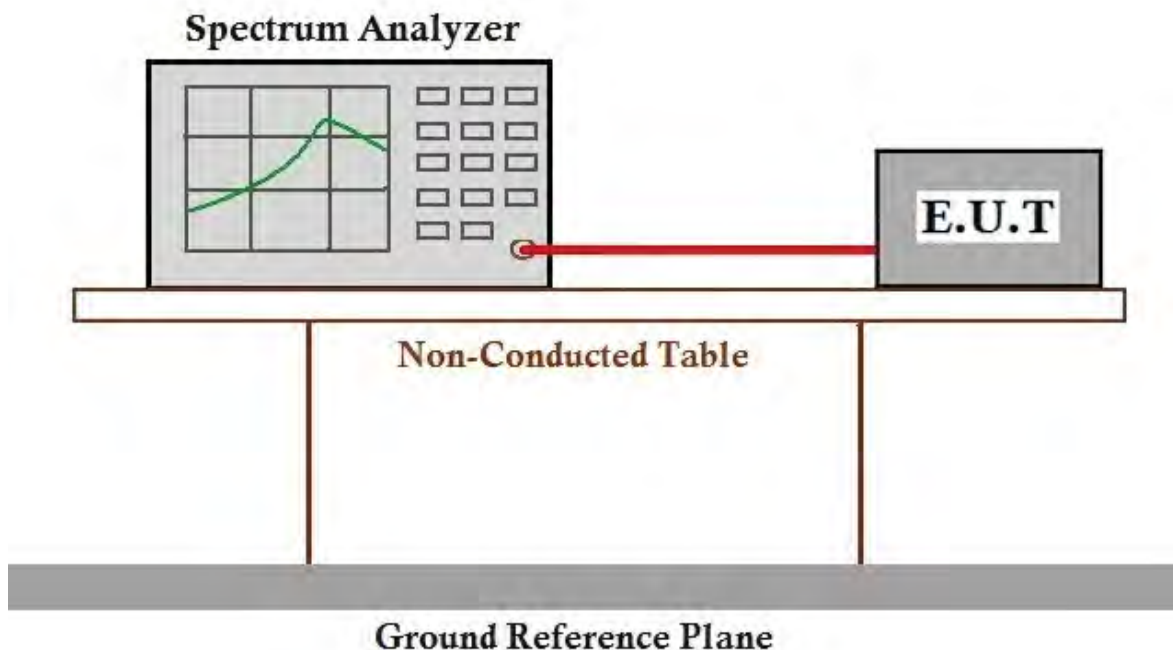
## 7.6 Conducted Spurious Emissions

Test Requirement	47 CFR Part 15, Subpart C 15.247(d)
Test Method:	ANSI C63.10 (2013) Section 11.11
Limit:	In any 100 kHz bandwidth outside the frequency band in which the spread spectrum or digitally modulated intentional radiator is operating, the radio frequency power that is produced by the intentional radiator shall be at least 20 dB below that in the 100 kHz bandwidth within the band that contains the highest level of the desired power, based on either an RF conducted or a radiated measurement, provided the transmitter demonstrates compliance with the peak conducted power limits. If the transmitter complies with the conducted power limits based on the use of RMS averaging over a time interval, as permitted under paragraph (b)(3) of this section, the attenuation required under this paragraph shall be 30 dB instead of 20 dB. Attenuation below the general limits specified in §15.209(a) is not required. In addition, radiated emissions which fall in the restricted bands, as defined in §15.205(a), must also comply with the radiated emission limits specified in §15.209(a) (see §15.205(c))

### 7.6.1 E.U.T. Operation

Operating Environment:	
Temperature:	24.5 °C      Humidity: 46.8 % RH      Atmospheric Pressure: 1010 mbar
Test mode:	a:TX mode_ Keep the EUT in continuously transmitting mode with all modulation types. All data rates for each modulation type have been tested and found the data rate @ 1Mbps is the worst case of IEEE 802.11b; data rate @ 6Mbps is the worst case of IEEE 802.11g; data rate @ 6.5Mbps is the worst case of IEEE 802.11n(HT20); data rate @ 13.5Mbps is the worst case of IEEE 802.11n(HT40). Only the data of worst case is recorded in the report.

### 7.6.2 Test Setup Diagram



### 7.6.3 Measurement Procedure and Data

The detailed test data see: Appendix 15.247



### 7.7 Radiated Emissions which fall in the restricted bands

Test Requirement 47 CFR Part 15, Subpart C 15.209 & 15.247(d)  
 Test Method: ANSI C63.10 (2013) Section 6.10.5  
 Measurement Distance: 3m  
 Limit:

Frequency(MHz)	Field strength(microvolts/meter)	Measurement distance(meters)
0.009-0.490	2400/F(kHz)	300
0.490-1.705	24000/F(kHz)	30
1.705-30.0	30	30
30-88	100	3
88-216	150	3
216-960	200	3
Above 960	500	3

Remark: The emission limits shown in the above table are based on measurements employing a CISPR quasi-peak detector except for the frequency bands 9-90kHz, 110-490kHz and above 1000 MHz. Radiated emission limits in these three bands are based on measurements employing an average detector, the peak field strength of any emission shall not exceed the maximum permitted average limits specified above by more than 20 dB under any condition of modulation.

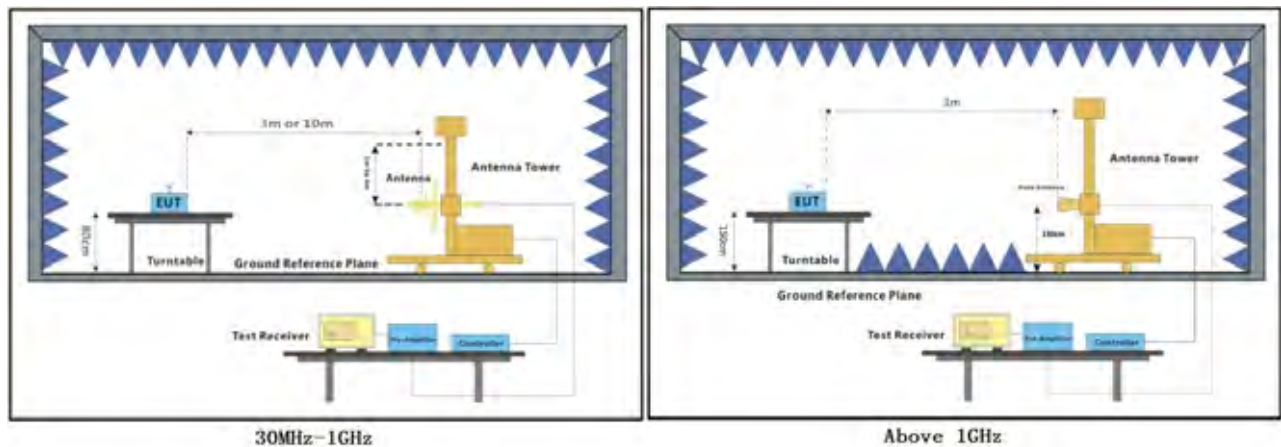
#### 7.7.1 E.U.T. Operation

Operating Environment:

Temperature: 25.5 °C Humidity: 65.2 % RH Atmospheric Pressure: 1020 mbar

Test mode: a:TX mode\_Keep the EUT in continuously transmitting mode with all modulation types. All data rates for each modulation type have been tested and found the data rate @ 1Mbps is the worst case of IEEE 802.11b; data rate @ 6Mbps is the worst case of IEEE 802.11g; data rate @ 6.5Mbps is the worst case of IEEE 802.11n(HT20); data rate @ 13.5Mbps is the worst case of IEEE 802.11n(HT40). Only the data of worst case is recorded in the report.

#### 7.7.2 Test Setup Diagram





### **7.7.3 Measurement Procedure and Data**

- a. For below 1GHz, the EUT was placed on the top of a rotating table 0.8 meters above the ground at a 3 or 10 meter semi-anechoic chamber. The table was rotated 360 degrees to determine the position of the highest radiation.
- b. For above 1GHz, the EUT was placed on the top of a rotating table 1.5 meters above the ground at a 3 meter fully-anechoic chamber. The table was rotated 360 degrees to determine the position of the highest radiation.
- c. The EUT was set 3 or 10 meters away from the interference-receiving antenna, which was mounted on the top of a variable-height antenna tower.
- d. The antenna height is varied from one meter to four meters above the ground to determine the maximum value of the field strength. Both horizontal and vertical polarizations of the antenna are set to make the measurement.
- e. For each suspected emission, the EUT was arranged to its worst case and then the antenna was tuned to heights from 1 meter to 4 meters (for the test frequency of below 30MHz, the antenna was tuned to heights 1 meter) and the rotatable table was turned from 0 degrees to 360 degrees to find the maximum reading.
- f. The test-receiver system was set to Peak Detect Function and Specified Bandwidth with Maximum Hold Mode.
- g. If the emission level of the EUT in peak mode was 10dB lower than the limit specified, then testing could be stopped and the peak values of the EUT would be reported. Otherwise the emissions that did not have 10dB margin would be re-tested one by one using peak, quasi-peak or average method as specified and then reported in a data sheet.
- h. Test the EUT in the lowest channel, the middle channel, the Highest channel.
- i. The radiation measurements are performed in X, Y, Z axis positioning for Transmitting mode, and found the X axis positioning which it is the worst case.
- j. Repeat above procedures until all frequencies measured was complete.

Remark 1:  $Level = Read\ Level + Cable\ Loss + Antenna\ Factor - Preamp\ Factor$

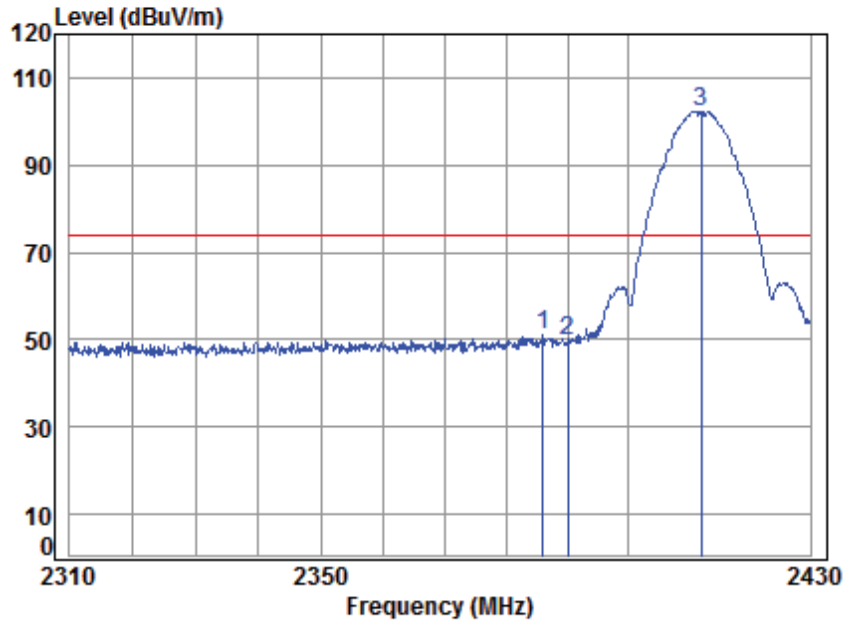
Remark 2: For frequencies above 1GHz, the field strength limits are based on average limits. However, the peak field strength of any emission shall not exceed the maximum permitted average limits specified above by more than 20 dB under any condition of modulation. For the emissions whose peak level is lower than the average limit, only the peak measurement is shown in the report.





Test data for Antenna1:

Mode:a; Polarization:Horizontal; Modulation:802.11b; bandwidth:20MHz; Channel:Low

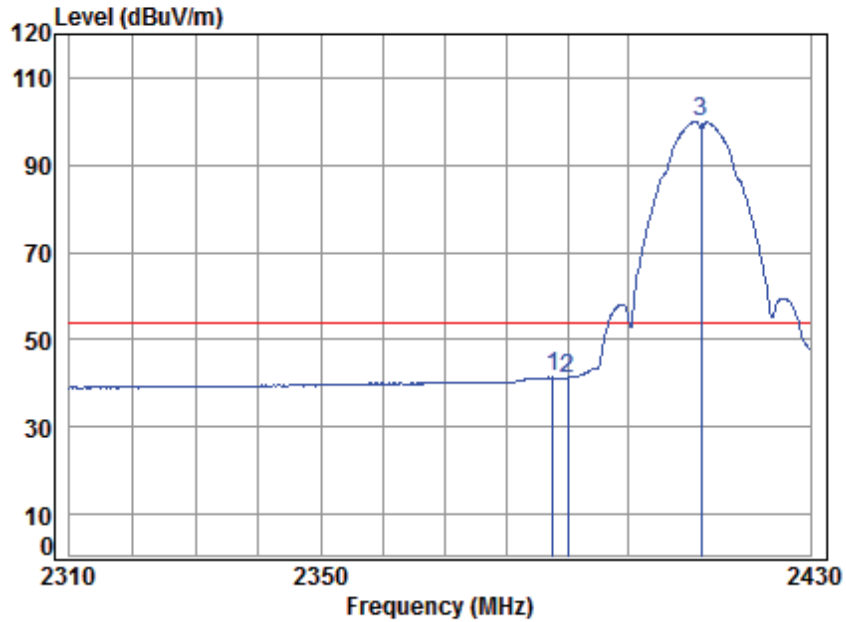


Site : chamber  
 Condition : 3m HORIZONTAL  
 Job No : 09244CR/09245CR  
 Mode : 2412 Band edge  
 Note : 2.4G WiFi 11B  
 Power Setting: 18

	Freq	Cable Loss	Ant Factor	Preamp Factor	Read Level	Level	Limit Line	Over Limit	Remark
	MHz	dB	dB/m	dB	dBuV	dBuV/m	dBuV/m	dB	
1	2385.978	5.47	28.51	41.87	58.99	51.10	74.00	-22.90	peak
2	2390.000	5.47	28.52	41.87	57.55	49.67	74.00	-24.33	peak
3 *	2412.000	5.50	28.56	41.88	110.22	102.40	74.00	28.40	peak



Mode:a; Polarization:Horizontal; Modulation:802.11b; bandwidth:20MHz; Channel:Low

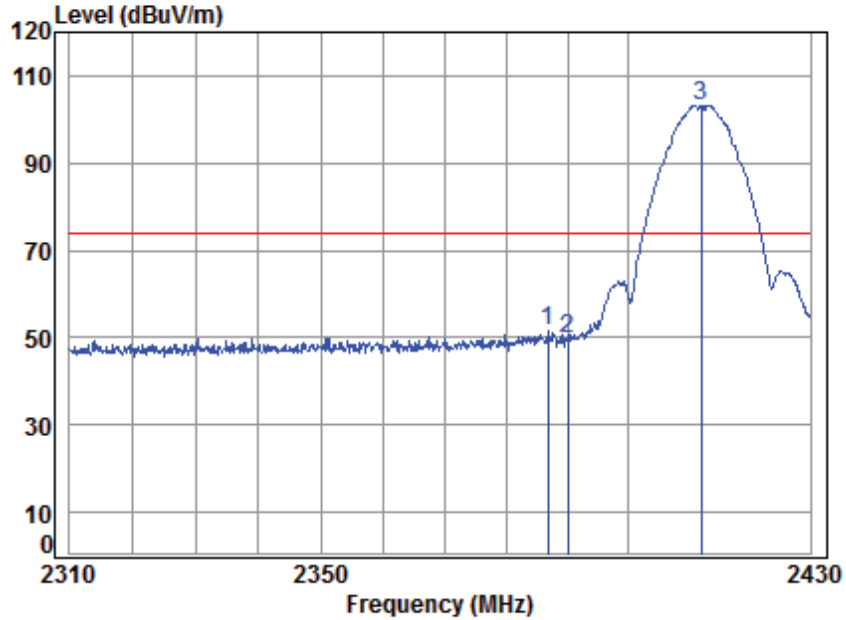


Site : chamber  
 Condition : 3m HORIZONTAL  
 Job No : 09244CR/09245CR  
 Mode : 2412 Band edge  
 Note : 2.4G WiFi 11B  
 Power Setting: 18

	Freq	Cable Loss	Ant Factor	Preamp Factor	Read Level	Level	Limit Line	Over Limit	Remark
	MHz	dB	dB/m	dB	dBuV	dBuV/m	dBuV/m	dB	
1	2387.670	5.47	28.51	41.87	49.25	41.36	54.00	-12.64	Average
2	2390.000	5.47	28.52	41.87	49.09	41.21	54.00	-12.79	Average
3 *	2412.000	5.50	28.56	41.88	107.83	100.01	54.00	46.01	Average



Mode:a; Polarization:Vertical; Modulation:802.11b; bandwidth:20MHz; Channel:Low

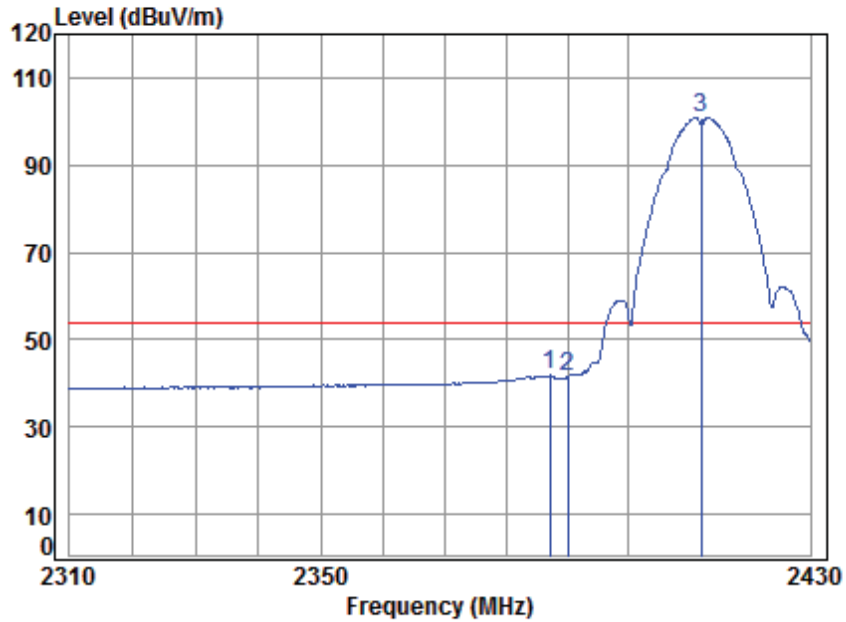


Site : chamber  
 Condition : 3m VERTICAL  
 Job No : 09244CR/09245CR  
 Mode : 2412 Band edge  
 Note : 2.4G WiFi 11B  
 Power Setting: 18

	Freq	Cable Loss	Ant Factor	Preamp Factor	Read Level	Level	Limit Line	Over Limit	Remark
	MHz	dB	dB/m	dB	dBuV	dBuV/m	dBuV/m	dB	
1	2386.823	5.47	28.51	41.87	59.29	51.40	74.00	-22.60	peak
2	2390.000	5.47	28.52	41.87	57.71	49.83	74.00	-24.17	peak
3 *	2412.000	5.50	28.56	41.88	111.06	103.24	74.00	29.24	peak



Mode:a; Polarization:Vertical; Modulation:802.11b; bandwidth:20MHz; Channel:Low

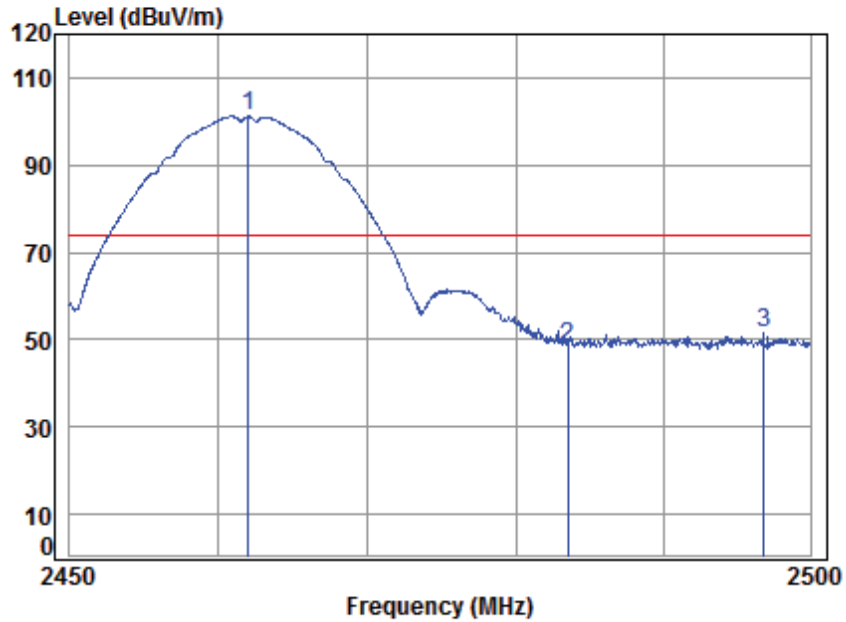


Site : chamber  
 Condition : 3m VERTICAL  
 Job No : 09244CR/09245CR  
 Mode : 2412 Band edge  
 Note : 2.4G WiFi 11B  
 Power Setting: 18

	Freq	Cable Loss	Ant Factor	Preamp Factor	Read Level	Level	Limit Line	Over Limit	Remark
	MHz	dB	dB/m	dB	dBuV	dBuV/m	dBuV/m	dB	
1	2387.065	5.47	28.51	41.87	49.66	41.77	54.00	-12.23	Average
2	2390.000	5.47	28.52	41.87	49.41	41.53	54.00	-12.47	Average
3 *	2412.000	5.50	28.56	41.88	108.68	100.86	54.00	46.86	Average



Mode:a; Polarization:Horizontal; Modulation:802.11b; bandwidth:20MHz; Channel:High

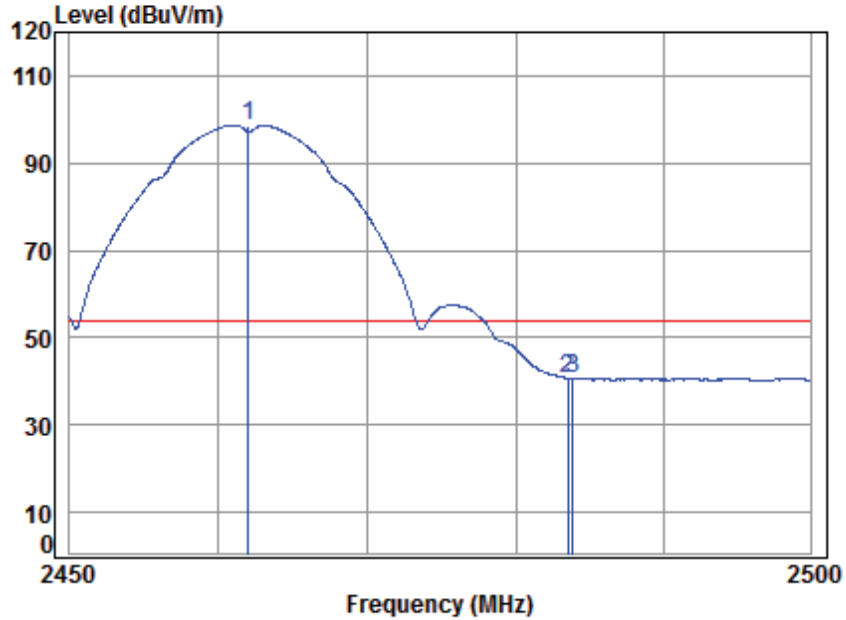


Site : chamber  
 Condition : 3m HORIZONTAL  
 Job No : 09244CR/09245CR  
 Mode : 2462 Band edge  
 Note : 2.4G WiFi 11B  
 Power Setting: 18

	Freq	Cable Loss	Ant Factor	Preamp Factor	Read Level	Level	Limit Line	Over Limit	Remark
	MHz	dB	dB/m	dB	dBuV	dBuV/m	dBuV/m	dB	
1 *	2462.000	5.57	28.64	41.90	108.82	101.13	74.00	27.13	peak
2	2483.500	5.60	28.67	41.91	56.19	48.55	74.00	-25.45	peak
3	2496.820	5.62	28.69	41.92	59.14	51.53	74.00	-22.47	peak



Mode:a; Polarization:Horizontal; Modulation:802.11b; bandwidth:20MHz; Channel:High

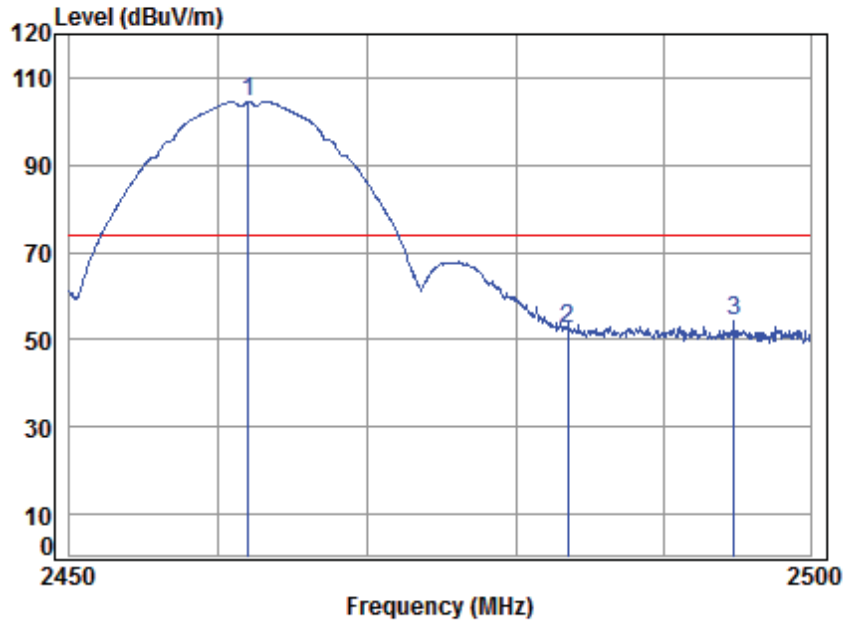


Site : chamber  
 Condition : 3m HORIZONTAL  
 Job No : 09244CR/09245CR  
 Mode : 2462 Band edge  
 Note : 2.4G WiFi 11B  
 Power Setting: 18

	Freq	Cable Loss	Ant Factor	Preamp Factor	Read Level	Level	Limit Line	Over Limit	Remark
	MHz	dB	dB/m	dB	dBuV	dBuV/m	dBuV/m	dB	
1 *	2462.000	5.57	28.64	41.90	106.42	98.73	54.00	44.73	Average
2	2483.500	5.60	28.67	41.91	48.35	40.71	54.00	-13.29	Average
3	2483.840	5.60	28.67	41.91	48.47	40.83	54.00	-13.17	Average



Mode:a; Polarization:Vertical; Modulation:802.11b; bandwidth:20MHz; Channel:High



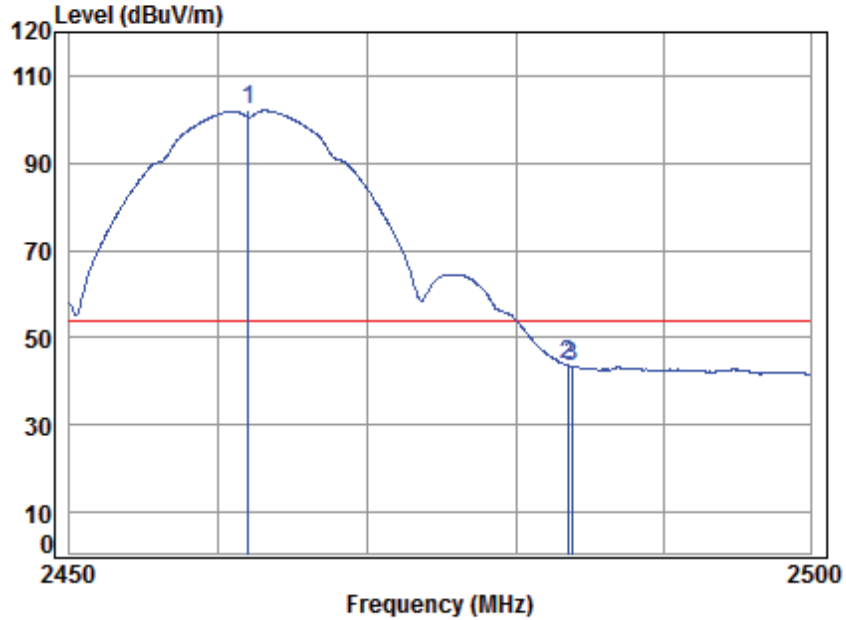
Site : chamber  
 Condition : 3m VERTICAL  
 Job No : 09244CR/09245CR  
 Mode : 2462 Band edge  
 Note : 2.4G WiFi 11B  
 Power Setting: 18

	Freq	Cable Loss	Ant Factor	Preamp Factor	Read Level	Level	Limit Line	Over Limit	Remark
	MHz	dB	dB/m	dB	dBuV	dBuV/m	dBuV/m	dB	
1 *	2462.000	5.57	28.64	41.90	112.22	104.53	74.00	30.53	peak
2	2483.500	5.60	28.67	41.91	59.96	52.32	74.00	-21.68	peak
3	2494.803	5.61	28.69	41.92	61.82	54.20	74.00	-19.80	peak





Mode:a; Polarization:Vertical; Modulation:802.11b; bandwidth:20MHz; Channel:High

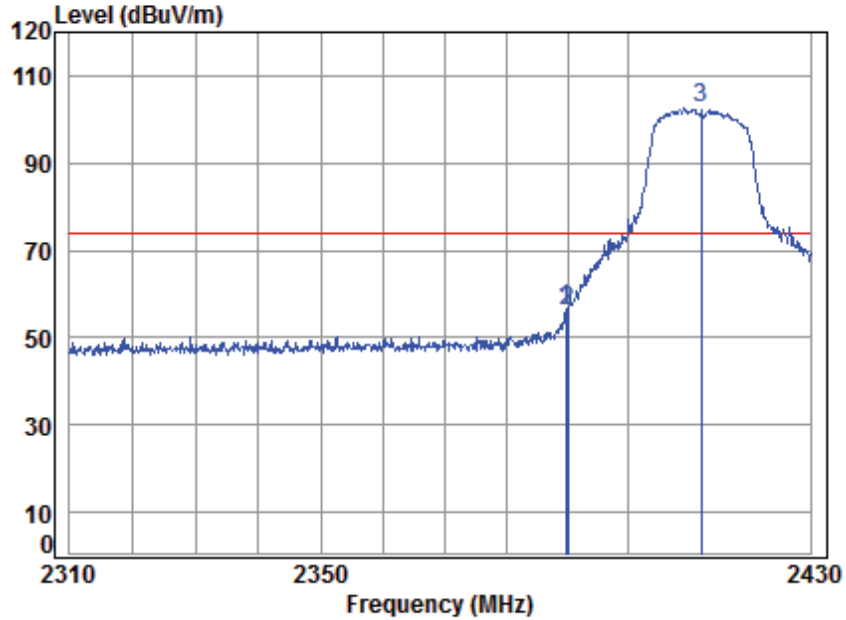


Site : chamber  
 Condition : 3m VERTICAL  
 Job No : 09244CR/09245CR  
 Mode : 2462 Band edge  
 Note : 2.4G WiFi 11B  
 Power Setting: 18

	Freq	Cable Loss	Ant Factor	Preamp Factor	Read Level	Level	Limit Line	Over Limit	Remark
	MHz	dB	dB/m	dB	dBuV	dBuV/m	dBuV/m	dB	
1 *	2462.000	5.57	28.64	41.90	109.72	102.03	54.00	48.03	Average
2	2483.500	5.60	28.67	41.91	51.38	43.74	54.00	-10.26	Average
3	2483.790	5.60	28.67	41.91	51.08	43.44	54.00	-10.56	Average



Mode:a; Polarization:Horizontal; Modulation:802.11g; bandwidth:20MHz; Channel:Low

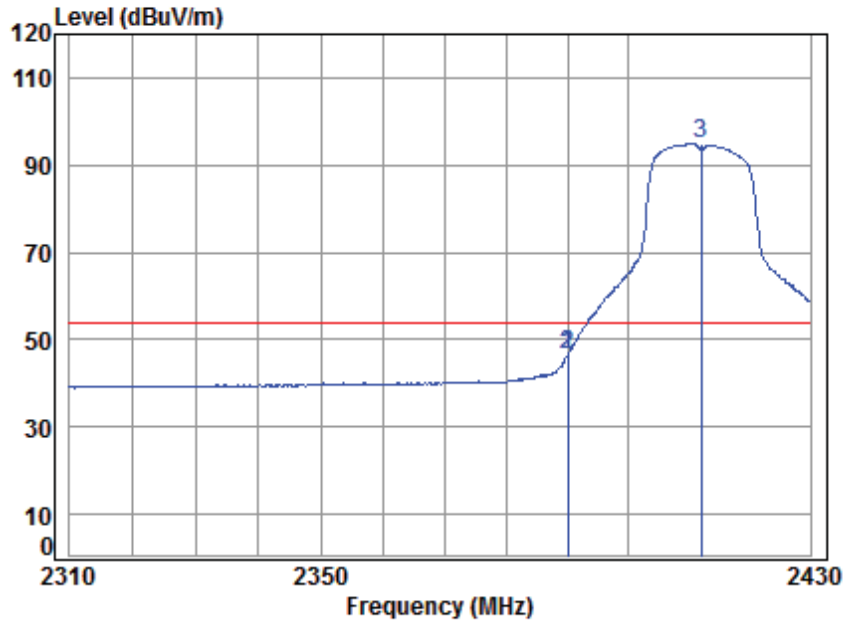


Site : chamber  
 Condition : 3m HORIZONTAL  
 Job No : 09244CR/09245CR  
 Mode : 2412 Band edge  
 Note : 2.4G WiFi 11G  
 Power Setting: 16.5

	Freq	Cable Loss	Ant Factor	Preamp Factor	Read Level	Level	Limit Line	Over Limit	Remark
	MHz	dB	dB/m	dB	dBuV	dBuV/m	dBuV/m	dB	
1	2389.726	5.47	28.52	41.87	64.29	56.41	74.00	-17.59	peak
2	2390.000	5.47	28.52	41.87	63.81	55.93	74.00	-18.07	peak
3 *	2412.000	5.50	28.56	41.88	110.32	102.50	74.00	28.50	peak



Mode:a; Polarization:Horizontal; Modulation:802.11g; bandwidth:20MHz; Channel:Low

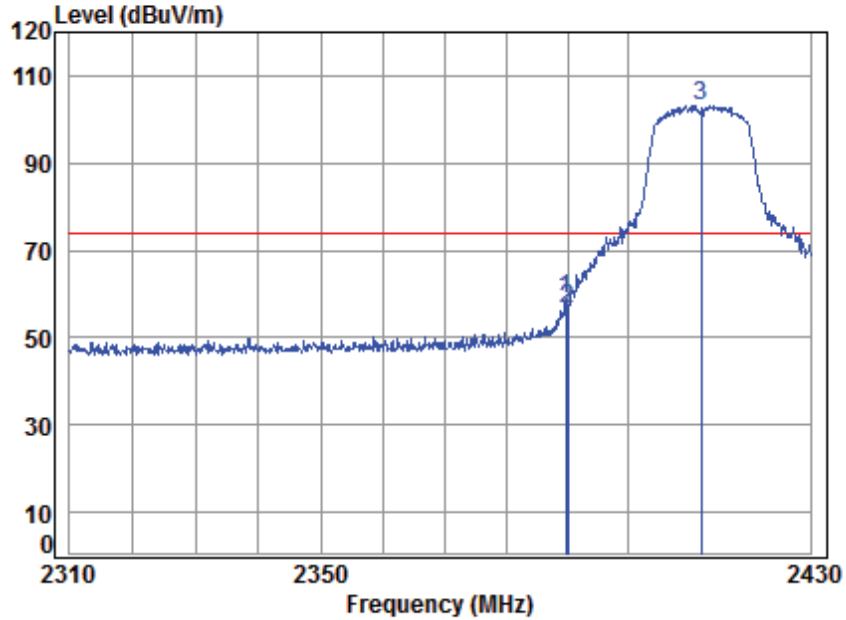


Site : chamber  
Condition : 3m HORIZONTAL  
Job No : 09244CR/09245CR  
Mode : 2412 Band edge  
Note : 2.4G WiFi 11G  
Power Setting: 16.5

	Freq	Cable Loss	Ant Factor	Preamp Factor	Read Level	Level	Limit Line	Over Limit	Remark
	MHz	dB	dB/m	dB	dBuV	dBuV/m	dBuV/m	dB	
1	2389.968	5.47	28.52	41.87	54.28	46.40	54.00	-7.60	Average
2	2390.000	5.47	28.52	41.87	54.28	46.40	54.00	-7.60	Average
3 *	2412.000	5.50	28.56	41.88	102.58	94.76	54.00	40.76	Average



Mode:a; Polarization:Vertical; Modulation:802.11g; bandwidth:20MHz; Channel:Low

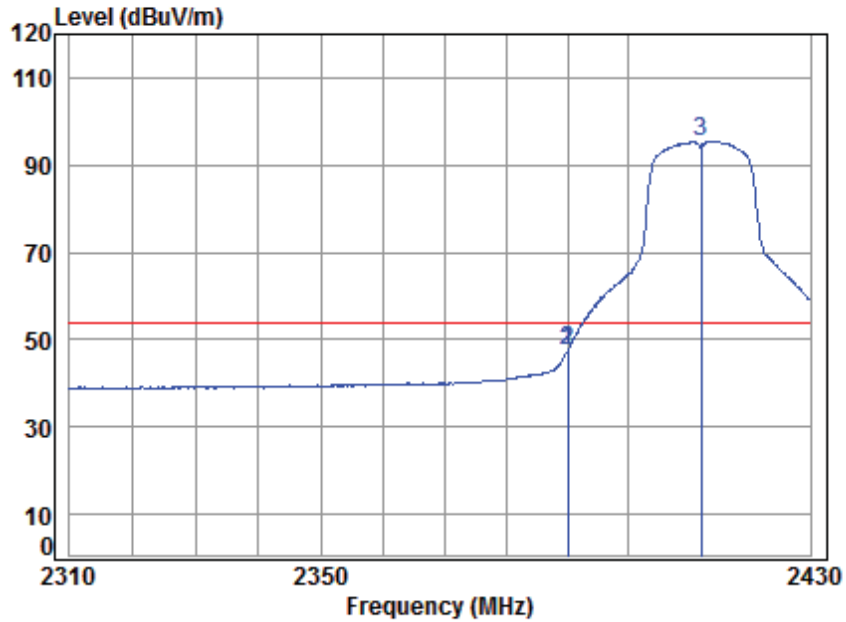


Site : chamber  
 Condition : 3m VERTICAL  
 Job No : 09244CR/09245CR  
 Mode : 2412 Band edge  
 Note : 2.4G WiFi 11G  
 Power Setting: 16.5

	Freq	Cable Loss	Ant Factor	Preamp Factor	Read Level	Level	Limit Line	Over Limit	Remark
	MHz	dB	dB/m	dB	dBuV	dBuV/m	dBuV/m	dB	
1	2389.726	5.47	28.52	41.87	66.86	58.98	74.00	-15.02	peak
2	2390.000	5.47	28.52	41.87	64.47	56.59	74.00	-17.41	peak
3 *	2412.000	5.50	28.56	41.88	111.10	103.28	74.00	29.28	peak



Mode:a; Polarization:Vertical; Modulation:802.11g; bandwidth:20MHz; Channel:Low

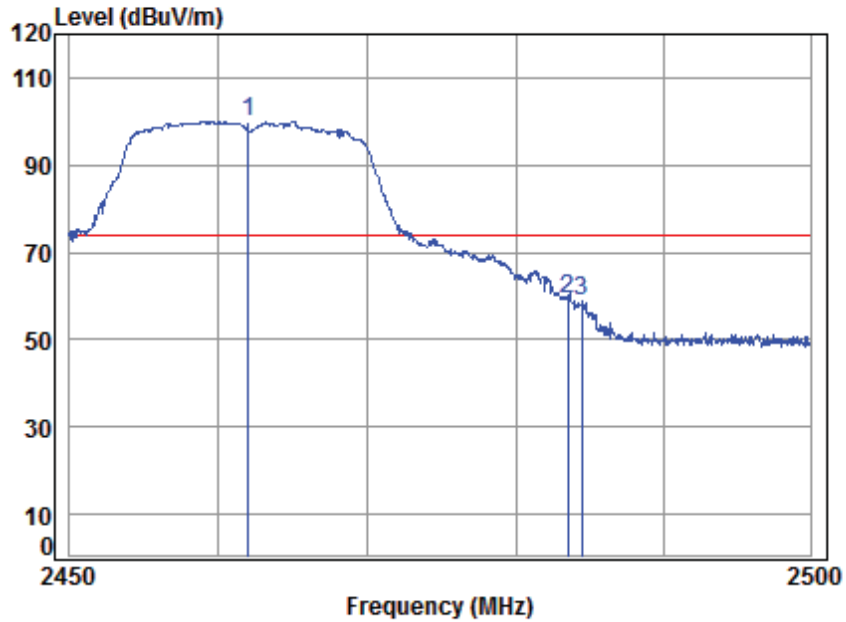


Site : chamber  
 Condition : 3m VERTICAL  
 Job No : 09244CR/09245CR  
 Mode : 2412 Band edge  
 Note : 2.4G WiFi 11G  
 Power Setting: 16.5

	Freq	Cable Loss	Ant Factor	Preamp Factor	Read Level	Level	Limit Line	Over Limit	Remark
	MHz	dB	dB/m	dB	dBuV	dBuV/m	dBuV/m	dB	
1	2389.968	5.47	28.52	41.87	55.28	47.40	54.00	-6.60	Average
2	2390.000	5.47	28.52	41.87	55.28	47.40	54.00	-6.60	Average
3 *	2412.000	5.50	28.56	41.88	103.23	95.41	54.00	41.41	Average



Mode:a; Polarization:Horizontal; Modulation:802.11g; bandwidth:20MHz; Channel:High

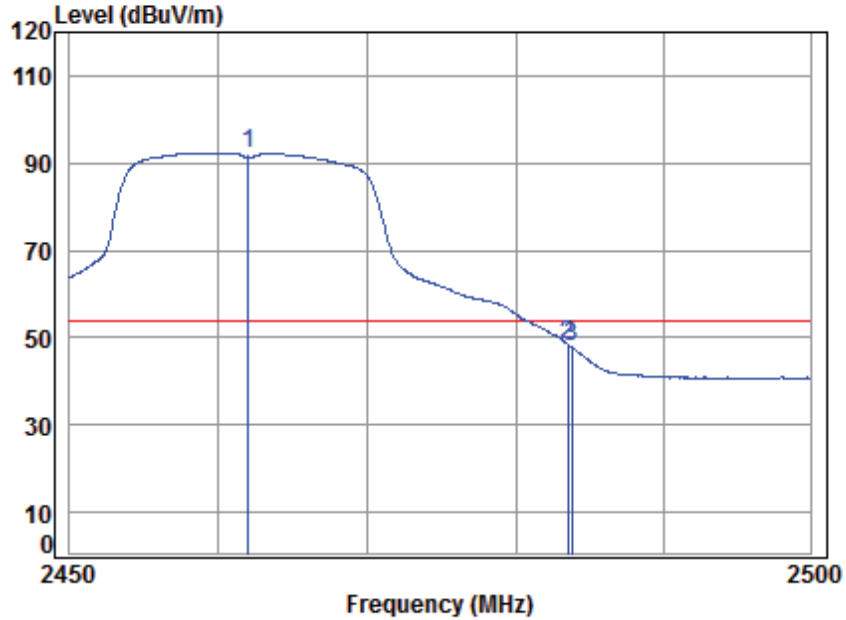


Site : chamber  
 Condition : 3m HORIZONTAL  
 Job No : 09244CR/09245CR  
 Mode : 2462 Band edge  
 Note : 2.4G WiFi 11G  
 Power Setting: 16.5

	Freq	Cable Loss	Ant Factor	Preamp Factor	Read Level	Level	Limit Line	Over Limit	Remark
	MHz	dB	dB/m	dB	dBuV	dBuV/m	dBuV/m	dB	
1 *	2462.000	5.57	28.64	41.90	107.64	99.95	74.00	25.95	peak
2	2483.500	5.60	28.67	41.91	66.84	59.20	74.00	-14.80	peak
3	2484.492	5.60	28.67	41.91	66.63	58.99	74.00	-15.01	peak



Mode:a; Polarization:Horizontal; Modulation:802.11g; bandwidth:20MHz; Channel:High



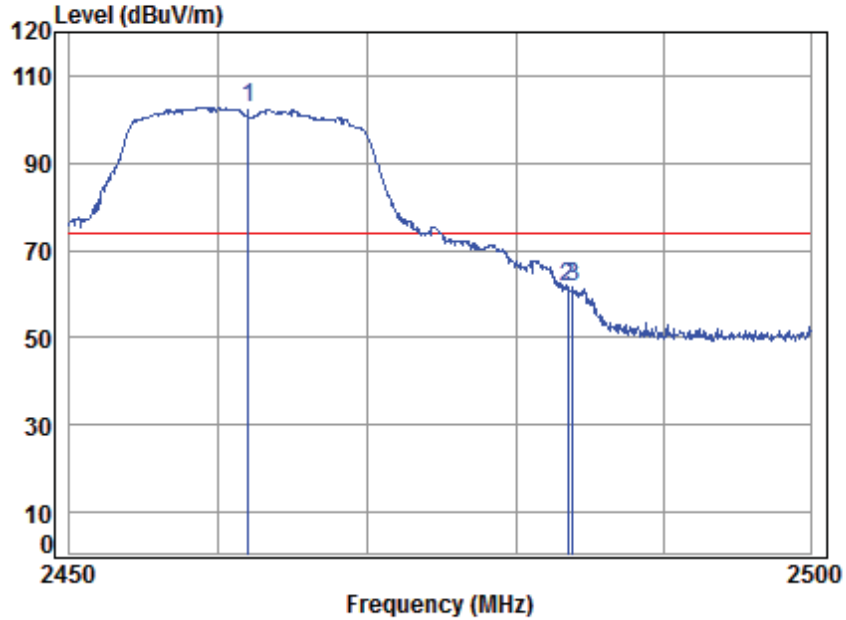
Site : chamber  
 Condition : 3m HORIZONTAL  
 Job No : 09244CR/09245CR  
 Mode : 2462 Band edge  
 Note : 2.4G WiFi 11G  
 Power Setting: 16.5

	Freq	Cable Loss	Ant Factor	Preamp Factor	Read Level	Level	Limit Line	Over Limit	Remark
	MHz	dB	dB/m	dB	dBuV	dBuV/m	dBuV/m	dB	
1 *	2462.000	5.57	28.64	41.90	100.04	92.35	54.00	38.35	Average
2	2483.500	5.60	28.67	41.91	56.12	48.48	54.00	-5.52	Average
3	2483.790	5.60	28.67	41.91	55.43	47.79	54.00	-6.21	Average





Mode:a; Polarization:Vertical; Modulation:802.11g; bandwidth:20MHz; Channel:High

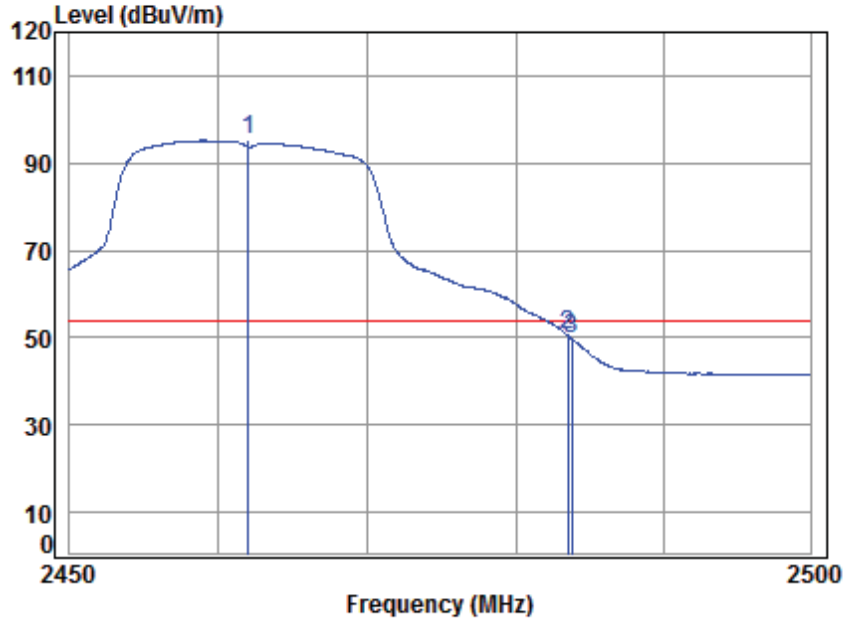


Site : chamber  
 Condition : 3m VERTICAL  
 Job No : 09244CR/09245CR  
 Mode : 2462 Band edge  
 Note : 2.4G WiFi 11G  
 Power Setting: 16.5

	Freq	Cable Loss	Ant Factor	Preamp Factor	Read Level	Level	Limit Line	Over Limit	Remark
	MHz	dB	dB/m	dB	dBuV	dBuV/m	dBuV/m	dB	
1 *	2462.000	5.57	28.64	41.90	110.48	102.79	74.00	28.79	peak
2	2483.500	5.60	28.67	41.91	69.12	61.48	74.00	-12.52	peak
3	2483.890	5.60	28.67	41.91	69.07	61.43	74.00	-12.57	peak



Mode:a; Polarization:Vertical; Modulation:802.11g; bandwidth:20MHz; Channel:High

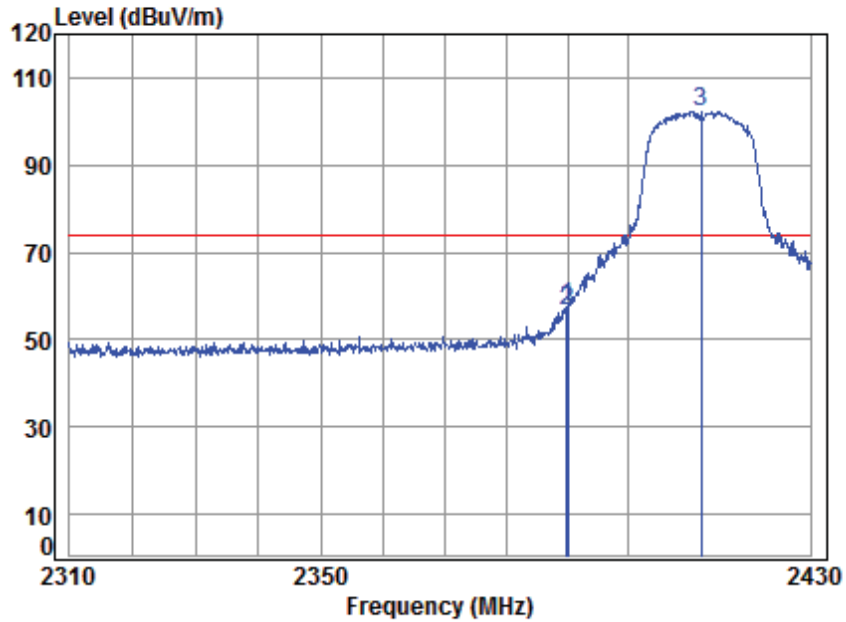


Site : chamber  
 Condition : 3m VERTICAL  
 Job No : 09244CR/09245CR  
 Mode : 2462 Band edge  
 Note : 2.4G WiFi 11G  
 Power Setting: 16.5

	Freq	Cable Loss	Ant Factor	Preamp Factor	Read Level	Level	Limit Line	Over Limit	Remark
	MHz	dB	dB/m	dB	dBuV	dBuV/m	dBuV/m	dB	
1 *	2462.000	5.57	28.64	41.90	102.85	95.16	54.00	41.16	Average
2	2483.500	5.60	28.67	41.91	58.17	50.53	54.00	-3.47	Average
3	2483.790	5.60	28.67	41.91	57.41	49.77	54.00	-4.23	Average



Mode:a; Polarization:Horizontal; Modulation:802.11n; bandwidth:20MHz; Channel:Low

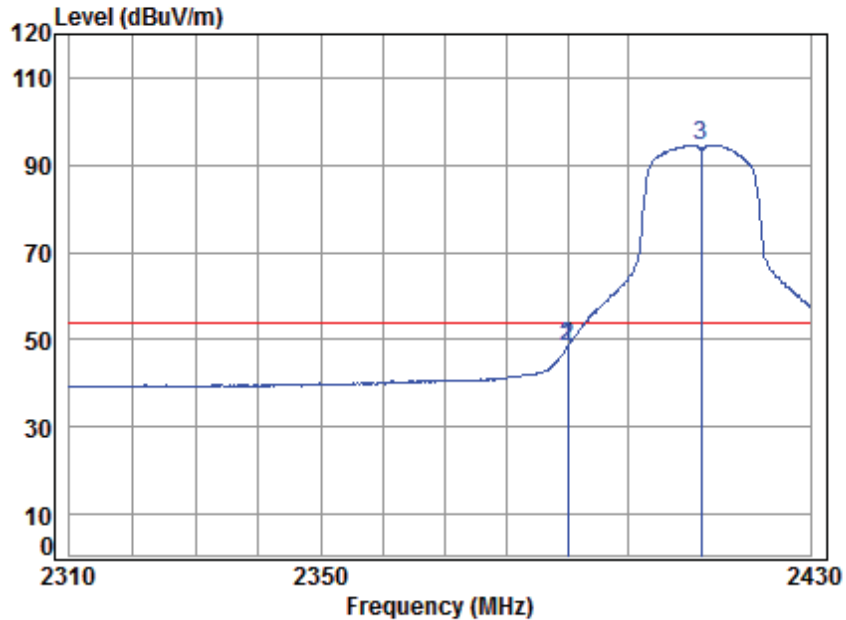


Site : chamber  
 Condition : 3m HORIZONTAL  
 Job No : 09244CR/09245CR  
 Mode : 2412 Band edge  
 Note : 2.4G WiFi 11N 20  
 Power Setting: 16.5

	Freq	Cable Loss	Ant Factor	Preamp Factor	Read Level	Level	Limit Line	Over Limit	Remark
	MHz	dB	dB/m	dB	dBuV	dBuV/m	dBuV/m	dB	
1	2389.847	5.47	28.52	41.87	65.23	57.35	74.00	-16.65	peak
2	2390.000	5.47	28.52	41.87	64.46	56.58	74.00	-17.42	peak
3 *	2412.000	5.50	28.56	41.88	110.25	102.43	74.00	28.43	peak



Mode:a; Polarization:Horizontal; Modulation:802.11n; bandwidth:20MHz; Channel:Low

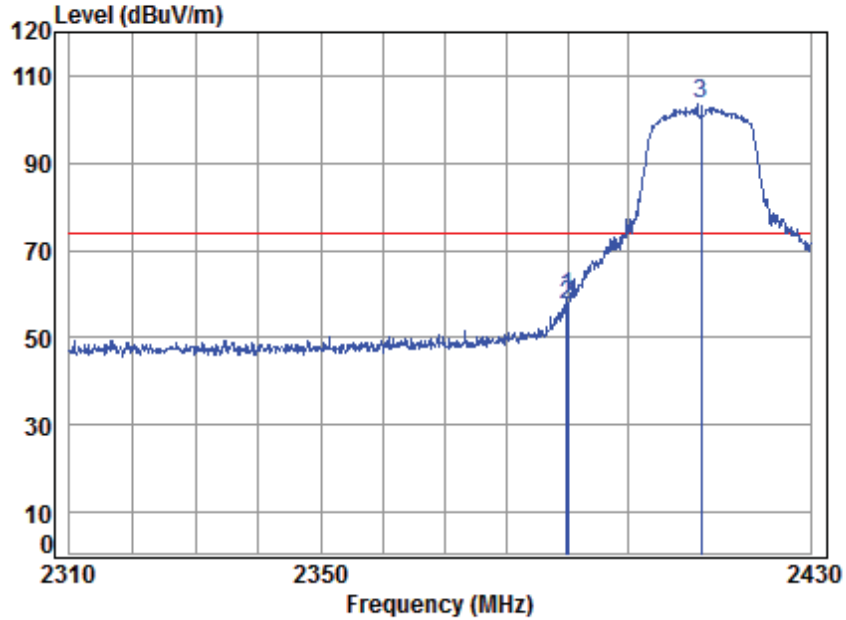


Site : chamber  
 Condition : 3m HORIZONTAL  
 Job No : 09244CR/09245CR  
 Mode : 2412 Band edge  
 Note : 2.4G WiFi 11N 20  
 Power Setting: 16.5

	Freq	Cable Loss	Ant Factor	Preamp Factor	Read Level	Level	Limit Line	Over Limit	Remark
	MHz	dB	dB/m	dB	dBuV	dBuV/m	dBuV/m	dB	
1	2389.968	5.47	28.52	41.87	56.30	48.42	54.00	-5.58	Average
2	2390.000	5.47	28.52	41.87	56.30	48.42	54.00	-5.58	Average
3 *	2412.000	5.50	28.56	41.88	102.47	94.65	54.00	40.65	Average



Mode:a; Polarization:Vertical; Modulation:802.11n; bandwidth:20MHz; Channel:Low

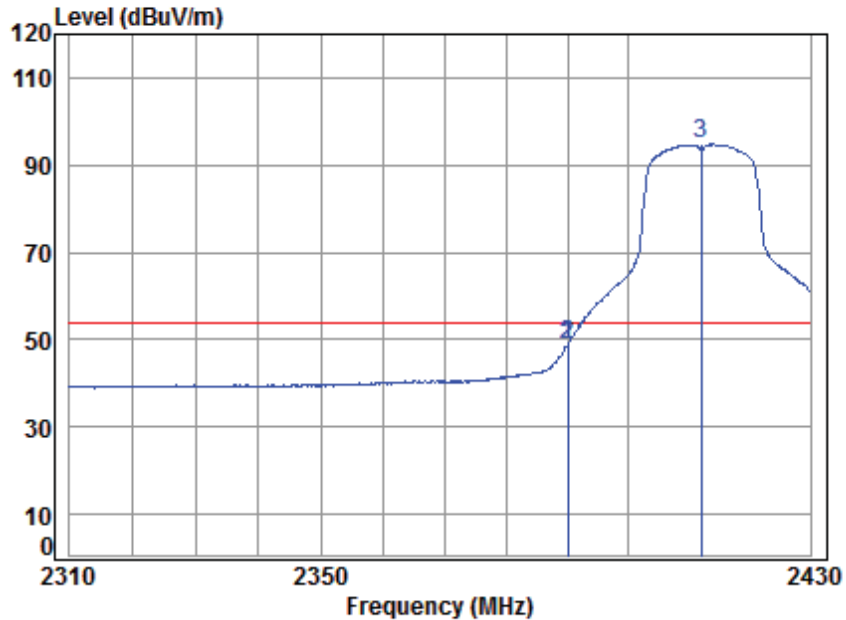


Site : chamber  
 Condition : 3m VERTICAL  
 Job No : 09244CR/09245CR  
 Mode : 2412 Band edge  
 Note : 2.4G WiFi 11N 20  
 Power Setting: 16.5

	Freq	Cable Loss	Ant Factor	Preamp Factor	Read Level	Level	Limit Line	Over Limit	Remark
	MHz	dB	dB/m	dB	dBuV	dBuV/m	dBuV/m	dB	
1	2389.847	5.47	28.52	41.87	67.13	59.25	74.00	-14.75	peak
2	2390.000	5.47	28.52	41.87	65.43	57.55	74.00	-16.45	peak
3 *	2412.000	5.50	28.56	41.88	111.25	103.43	74.00	29.43	peak



Mode:a; Polarization:Vertical; Modulation:802.11n; bandwidth:20MHz; Channel:Low

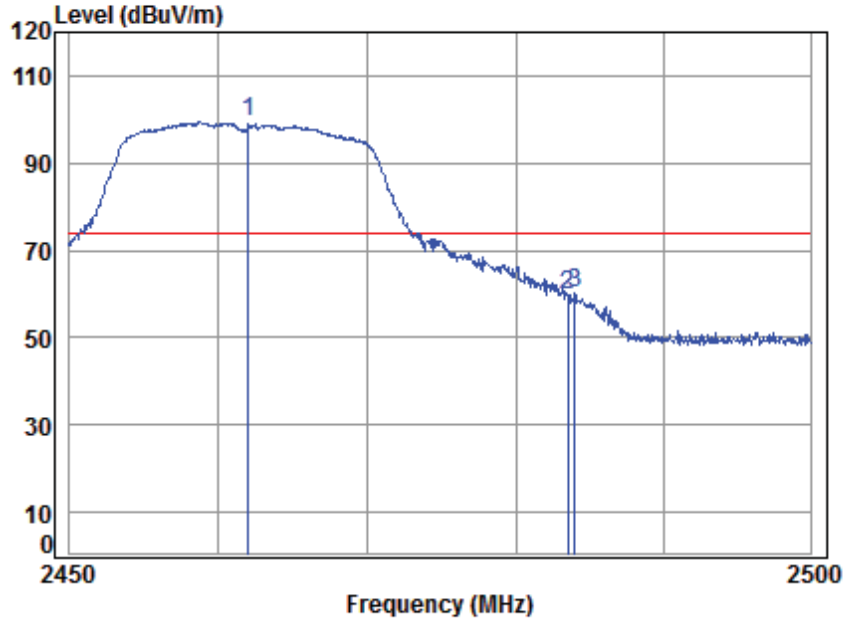


Site : chamber  
 Condition : 3m VERTICAL  
 Job No : 09244CR/09245CR  
 Mode : 2412 Band edge  
 Note : 2.4G WiFi 11N 20  
 Power Setting: 16.5

	Freq	Cable Loss	Ant Factor	Preamp Factor	Read Level	Level	Limit Line	Over Limit	Remark
	MHz	dB	dB/m	dB	dBuV	dBuV/m	dBuV/m	dB	
1	2389.968	5.47	28.52	41.87	56.64	48.76	54.00	-5.24	Average
2	2390.000	5.47	28.52	41.87	56.64	48.76	54.00	-5.24	Average
3 *	2412.000	5.50	28.56	41.88	102.53	94.71	54.00	40.71	Average



Mode:a; Polarization:Horizontal; Modulation:802.11n; bandwidth:20MHz; Channel:High



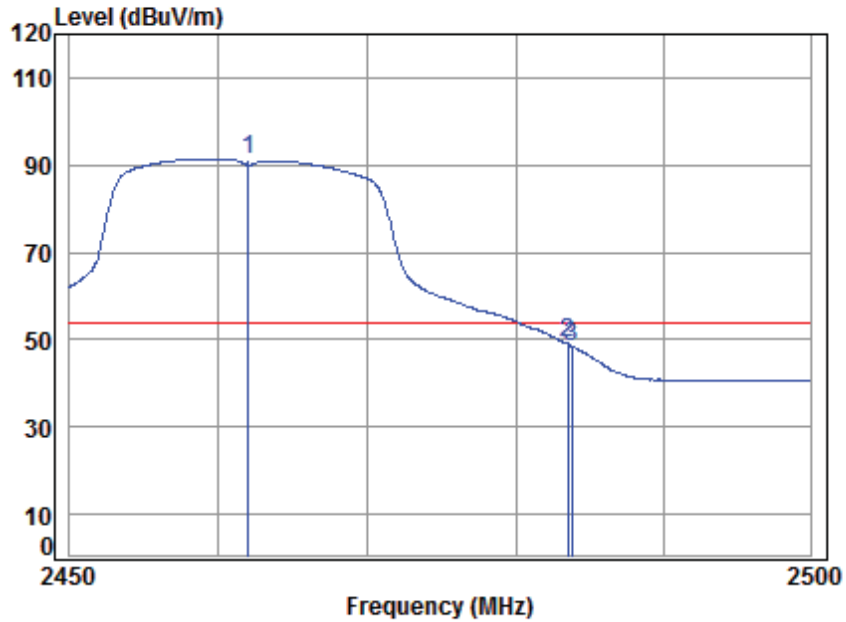
Site : chamber  
 Condition : 3m HORIZONTAL  
 Job No : 09244CR/09245CR  
 Mode : 2462 Band edge  
 Note : 2.4G WiFi 11N20  
 Power Setting: 16.5

	Freq	Cable Loss	Ant Factor	Preamp Factor	Read Level	Level	Limit Line	Over Limit	Remark
	MHz	dB	dB/m	dB	dBuV	dBuV/m	dBuV/m	dB	
1 *	2462.000	5.57	28.64	41.90	106.98	99.29	74.00	25.29	peak
2	2483.500	5.60	28.67	41.91	67.20	59.56	74.00	-14.44	peak
3	2483.990	5.60	28.67	41.91	67.80	60.16	74.00	-13.84	peak





Mode:a; Polarization:Horizontal; Modulation:802.11n; bandwidth:20MHz; Channel:High

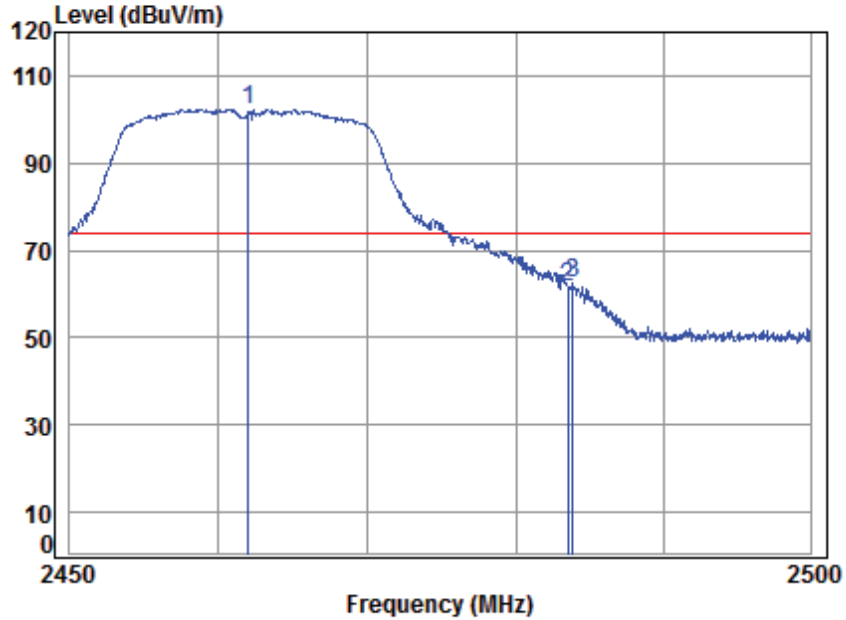


Site : chamber  
 Condition : 3m HORIZONTAL  
 Job No : 09244CR/09245CR  
 Mode : 2462 Band edge  
 Note : 2.4G WiFi 11N20  
 Power Setting: 16.5

	Freq	Cable Loss	Ant Factor	Preamp Factor	Read Level	Level	Limit Line	Over Limit	Remark
	MHz	dB	dB/m	dB	dBuV	dBuV/m	dBuV/m	dB	
1 *	2462.000	5.57	28.64	41.90	99.14	91.45	54.00	37.45	Average
2	2483.500	5.60	28.67	41.91	56.72	49.08	54.00	-4.92	Average
3	2483.790	5.60	28.67	41.91	56.22	48.58	54.00	-5.42	Average



Mode:a; Polarization:Vertical; Modulation:802.11n; bandwidth:20MHz; Channel:High

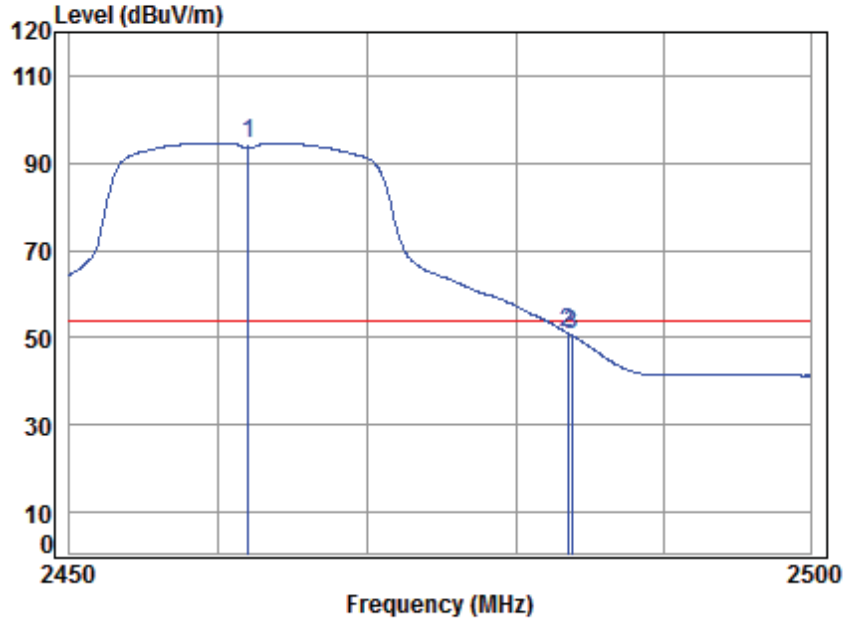


Site : chamber  
 Condition : 3m VERTICAL  
 Job No : 09244CR/09245CR  
 Mode : 2462 Band edge  
 Note : 2.4G WiFi 11N20  
 Power Setting: 16.5

	Freq	Cable Loss	Ant Factor	Preamp Factor	Read Level	Level	Limit Line	Over Limit	Remark
	MHz	dB	dB/m	dB	dBuV	dBuV/m	dBuV/m	dB	
1 *	2462.000	5.57	28.64	41.90	110.01	102.32	74.00	28.32	peak
2	2483.500	5.60	28.67	41.91	69.17	61.53	74.00	-12.47	peak
3	2483.890	5.60	28.67	41.91	70.03	62.39	74.00	-11.61	peak



Mode:a; Polarization:Vertical; Modulation:802.11n; bandwidth:20MHz; Channel:High

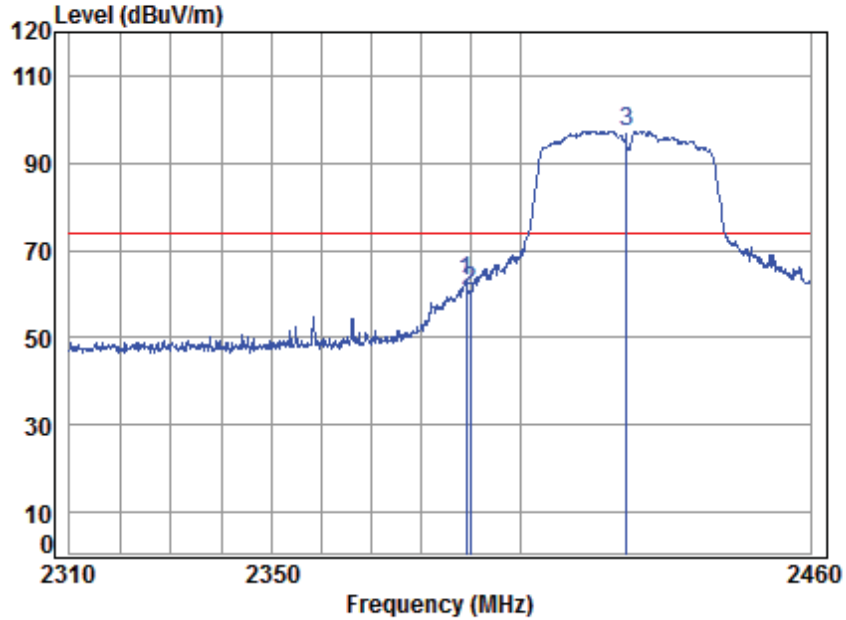


Site : chamber  
 Condition : 3m VERTICAL  
 Job No : 09244CR/09245CR  
 Mode : 2462 Band edge  
 Note : 2.4G WiFi 11N20  
 Power Setting: 16.5

	Freq	Cable Loss	Ant Factor	Preamp Factor	Read Level	Level	Limit Line	Over Limit	Remark
	MHz	dB	dB/m	dB	dBuV	dBuV/m	dBuV/m	dB	
1 *	2462.000	5.57	28.64	41.90	102.25	94.56	54.00	40.56	Average
2	2483.500	5.60	28.67	41.91	58.72	51.08	54.00	-2.92	Average
3	2483.790	5.60	28.67	41.91	58.17	50.53	54.00	-3.47	Average



Mode:a; Polarization:Horizontal; Modulation:802.11n; bandwidth:40MHz; Channel:Low

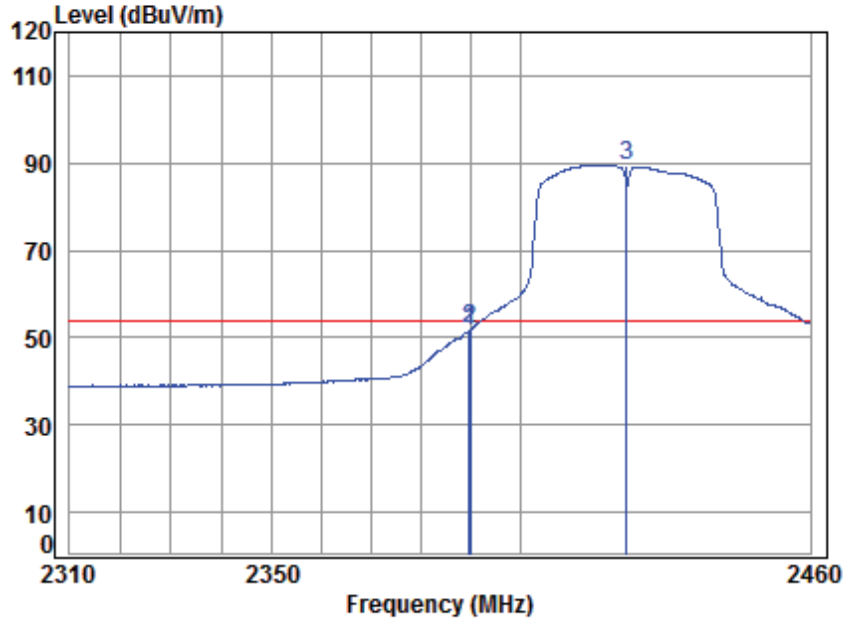


Site : chamber  
 Condition : 3m HORIZONTAL  
 Job No : 09244CR/09245CR  
 Mode : 2422 Band edge  
 Note : 2.4G WiFi 11N40  
 Power Setting: 15.5

	Freq	Cable Loss	Ant Factor	Preamp Factor	Read Level	Level	Limit Line	Over Limit	Remark
	MHz	dB	dB/m	dB	dBuV	dBuV/m	dBuV/m	dB	
1	2389.075	5.47	28.52	41.87	71.01	63.13	74.00	-10.87	peak
2	2390.000	5.47	28.52	41.87	68.49	60.61	74.00	-13.39	peak
3 *	2422.000	5.52	28.57	41.89	105.20	97.40	74.00	23.40	peak



Mode:a; Polarization:Horizontal; Modulation:802.11n; bandwidth:40MHz; Channel:Low

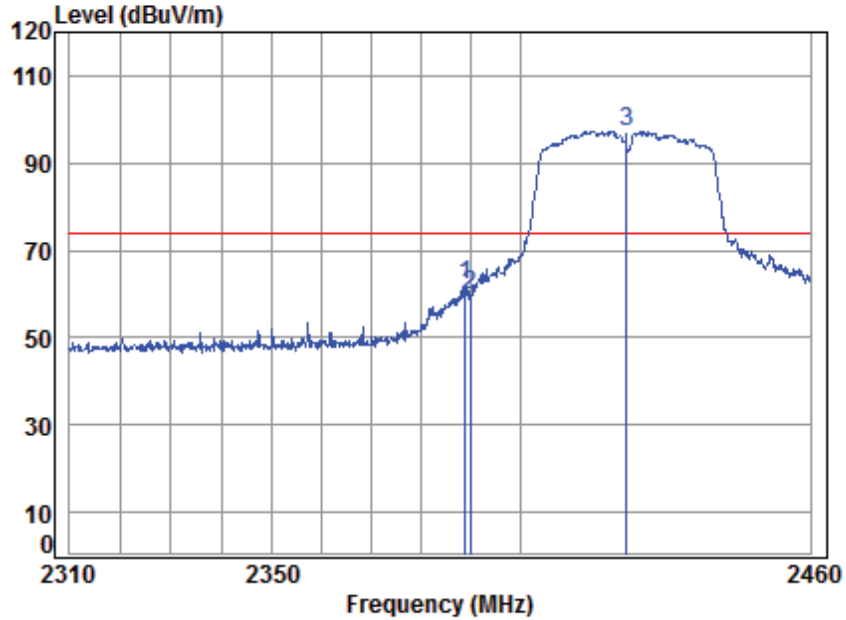


Site : chamber  
 Condition : 3m HORIZONTAL  
 Job No : 09244CR/09245CR  
 Mode : 2422 Band edge  
 Note : 2.4G WiFi 11N40  
 Power Setting: 15.5

	Freq	Cable Loss	Ant Factor	Preamp Factor	Read Level	Level	Limit Line	Over Limit	Remark
	MHz	dB	dB/m	dB	dBuV	dBuV/m	dBuV/m	dB	
1	2389.827	5.47	28.52	41.87	59.60	51.72	54.00	-2.28	Average
2	2390.000	5.47	28.52	41.87	59.81	51.93	54.00	-2.07	Average
3 *	2422.000	5.52	28.57	41.89	97.36	89.56	54.00	35.56	Average



Mode:a; Polarization:Vertical; Modulation:802.11n; bandwidth:40MHz; Channel:Low

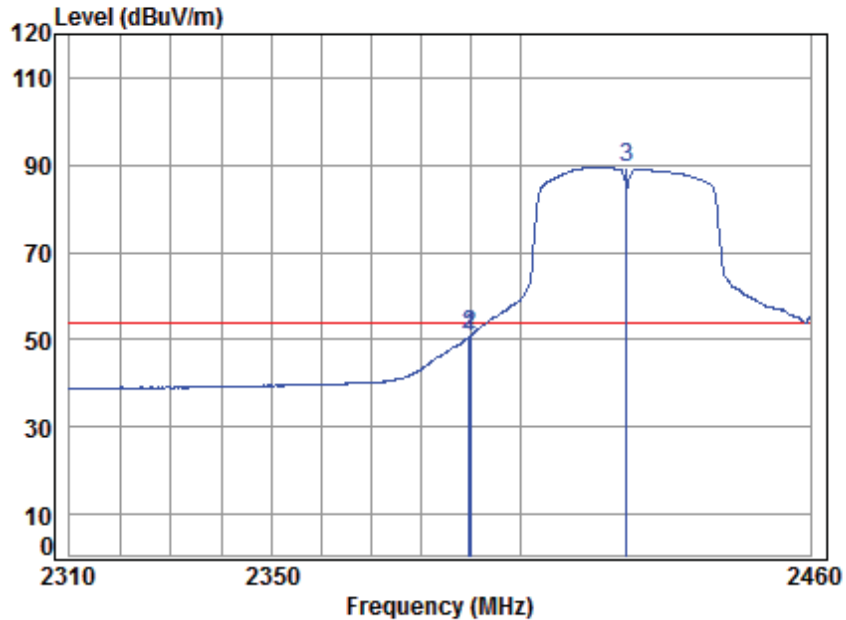


Site : chamber  
 Condition : 3m VERTICAL  
 Job No : 09244CR/09245CR  
 Mode : 2422 Band edge  
 Note : 2.4G WiFi 11N40  
 Power Setting: 15

	Freq	Cable Loss	Ant Factor	Preamp Factor	Read Level	Level	Limit Line	Over Limit	Remark
	MHz	dB	dB/m	dB	dBuV	dBuV/m	dBuV/m	dB	
1	2388.925	5.47	28.52	41.87	69.75	61.87	74.00	-12.13	peak
2	2390.000	5.47	28.52	41.87	67.64	59.76	74.00	-14.24	peak
3 *	2422.000	5.52	28.57	41.89	105.10	97.30	74.00	23.30	peak



Mode:a; Polarization:Vertical; Modulation:802.11n; bandwidth:40MHz; Channel:Low



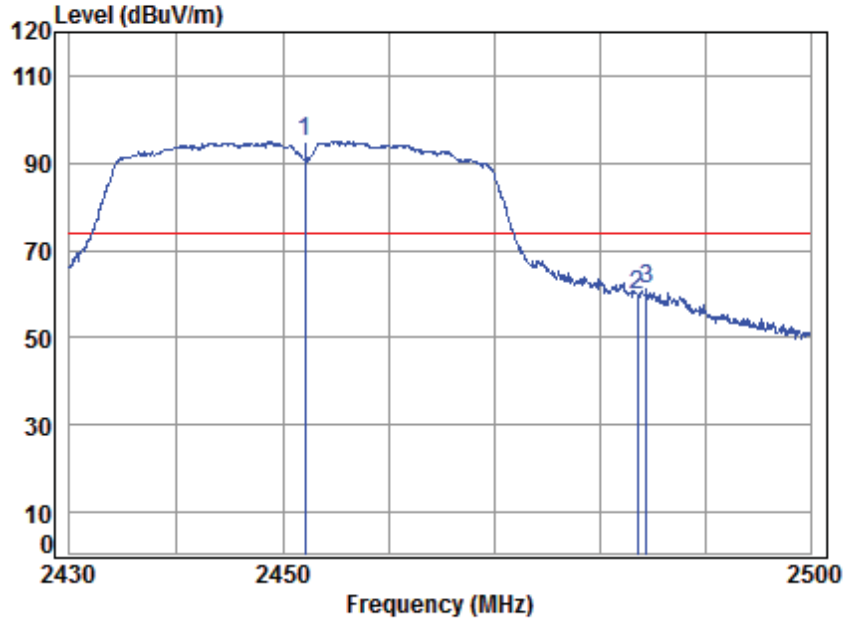
Site : chamber  
 Condition : 3m VERTICAL  
 Job No : 09244CR/09245CR  
 Mode : 2422 Band edge  
 Note : 2.4G WiFi 11N40  
 Power Setting: 15

	Freq	Cable Loss	Ant Factor	Preamp Factor	Read Level	Level	Limit Line	Over Limit	Remark
	MHz	dB	dB/m	dB	dBuV	dBuV/m	dBuV/m	dB	
1	2389.827	5.47	28.52	41.87	58.51	50.63	54.00	-3.37	Average
2	2390.000	5.47	28.52	41.87	58.82	50.94	54.00	-3.06	Average
3 *	2422.000	5.52	28.57	41.89	97.30	89.50	54.00	35.50	Average





Mode:a; Polarization:Horizontal; Modulation:802.11n; bandwidth:40MHz; Channel:High

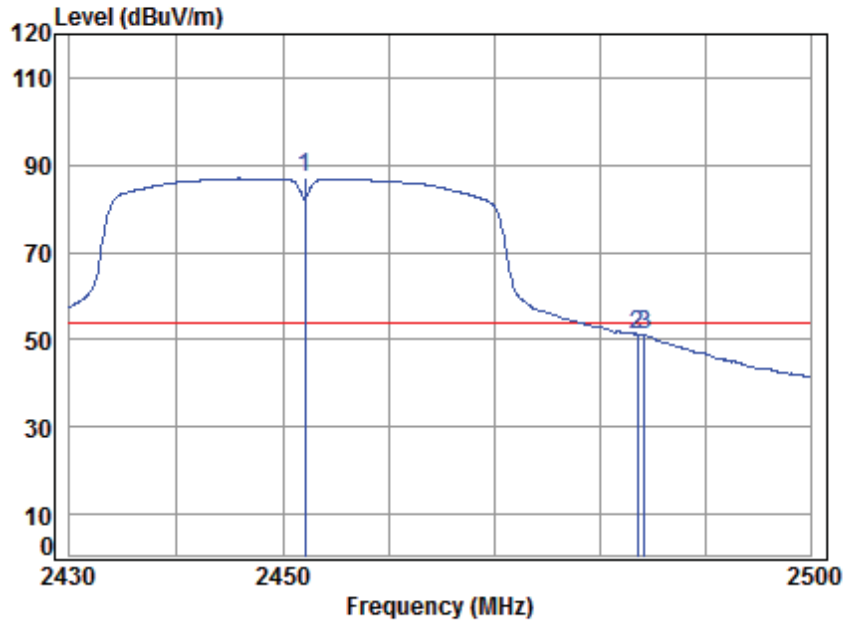


Site : chamber  
 Condition : 3m HORIZONTAL  
 Job No : 09244CR/09245CR  
 Mode : 2452 Band edge  
 Note : 2.4G WiFi 11N40  
 Power Setting: 14.5

	Freq	Cable Loss	Ant Factor	Preamp Factor	Read Level	Level	Limit Line	Over Limit	Remark
	MHz	dB	dB/m	dB	dBuV	dBuV/m	dBuV/m	dB	
1 *	2452.000	5.56	28.62	41.90	102.64	94.92	74.00	20.92	peak
2	2483.500	5.60	28.67	41.91	67.59	59.95	74.00	-14.05	peak
3	2484.358	5.60	28.67	41.91	68.84	61.20	74.00	-12.80	peak



Mode:a; Polarization:Horizontal; Modulation:802.11n; bandwidth:40MHz; Channel:High

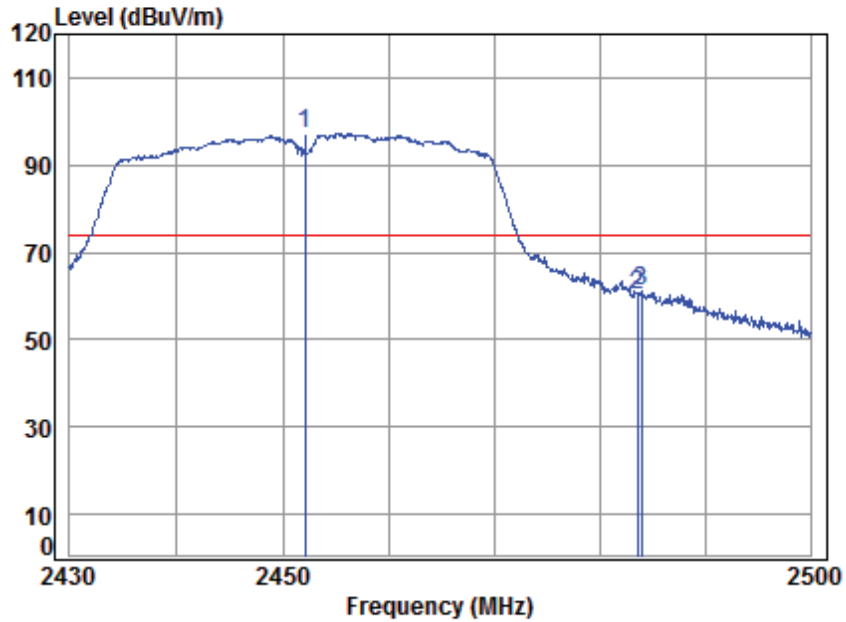


Site : chamber  
 Condition : 3m HORIZONTAL  
 Job No : 09244CR/09245CR  
 Mode : 2452 Band edge  
 Note : 2.4G WiFi 11N40  
 Power Setting: 14.5

	Freq	Cable Loss	Ant Factor	Preamp Factor	Read Level	Level	Limit Line	Over Limit	Remark
	MHz	dB	dB/m	dB	dBuV	dBuV/m	dBuV/m	dB	
1 *	2452.000	5.56	28.62	41.90	94.64	86.92	54.00	32.92	Average
2	2483.500	5.60	28.67	41.91	58.86	51.22	54.00	-2.78	Average
3	2484.147	5.60	28.67	41.91	58.74	51.10	54.00	-2.90	Average



Mode:a; Polarization:Vertical; Modulation:802.11n; bandwidth:40MHz; Channel:High

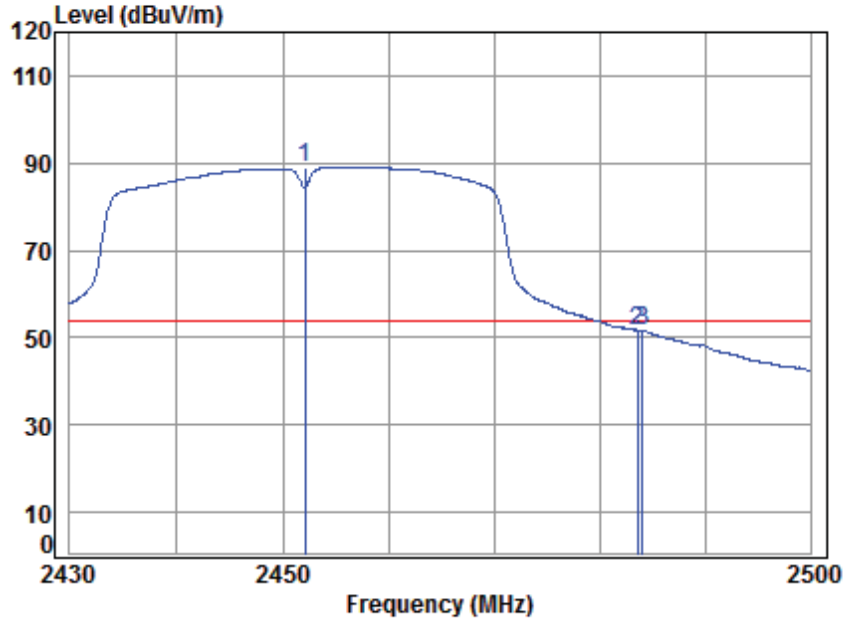


Site : chamber  
 Condition : 3m VERTICAL  
 Job No : 09244CR/09245CR  
 Mode : 2452 Band edge  
 Note : 2.4G WiFi 11N40  
 Power Setting: 14

	Freq	Cable Loss	Ant Factor	Preamp Factor	Read Level	Level	Limit Line	Over Limit	Remark
	MHz	dB	dB/m	dB	dBuV	dBuV/m	dBuV/m	dB	
1 *	2452.000	5.56	28.62	41.90	104.86	97.14	74.00	23.14	peak
2	2483.500	5.60	28.67	41.91	67.81	60.17	74.00	-13.83	peak
3	2483.865	5.60	28.67	41.91	68.75	61.11	74.00	-12.89	peak



Mode:a; Polarization:Vertical; Modulation:802.11n; bandwidth:40MHz; Channel:High



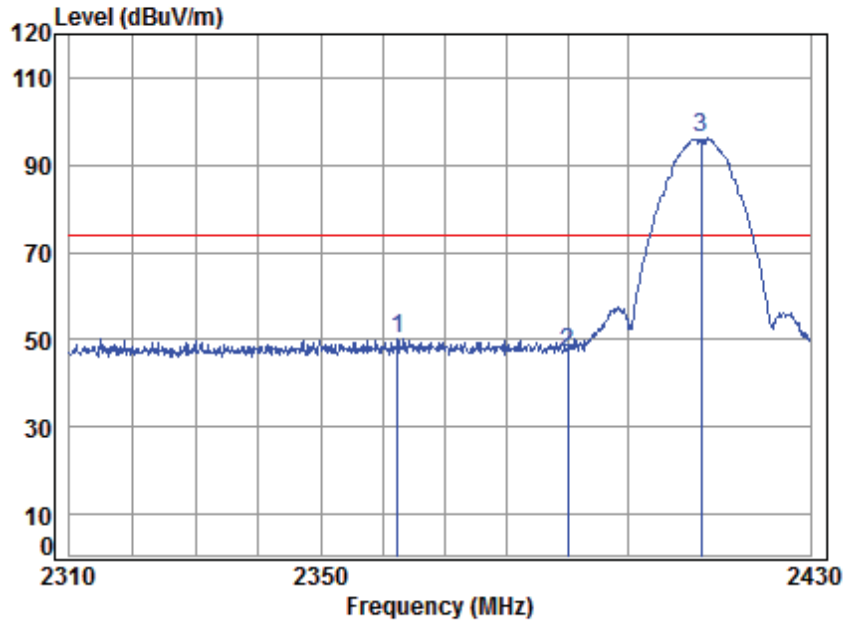
Site : chamber  
 Condition : 3m VERTICAL  
 Job No : 09244CR/09245CR  
 Mode : 2452 Band edge  
 Note : 2.4G WiFi 11N40  
 Power Setting: 14

	Freq	Cable Loss	Ant Factor	Preamp Factor	Read Level	Level	Limit Line	Over Limit	Remark
	MHz	dB	dB/m	dB	dBuV	dBuV/m	dBuV/m	dB	
1 *	2452.000	5.56	28.62	41.90	96.85	89.13	54.00	35.13	Average
2	2483.500	5.60	28.67	41.91	59.42	51.78	54.00	-2.22	Average
3	2483.935	5.60	28.67	41.91	59.22	51.58	54.00	-2.42	Average



Test data for Antenna2:

Mode:a; Polarization:Horizontal; Modulation:802.11b; bandwidth:20MHz; Channel:Low

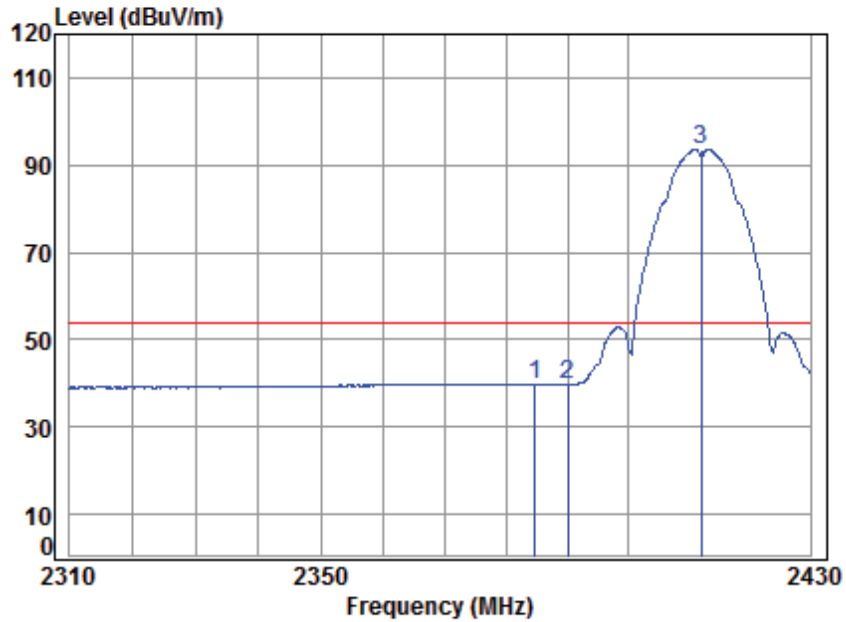


Site : chamber  
 Condition : 3m HORIZONTAL  
 Job No : 09244CR/09245CR  
 Mode : 2412 Band edge  
 Note : 2.4G WiFi 11B  
 Power Setting: 18

	Freq	Cable Loss	Ant Factor	Preamp Factor	Read Level	Level	Limit Line	Over Limit	Remark
	MHz	dB	dB/m	dB	dBuV	dBuV/m	dBuV/m	dB	
1	2362.411	5.44	28.47	41.86	58.17	50.22	74.00	-23.78	peak
2	2390.000	5.47	28.52	41.87	54.81	46.93	74.00	-27.07	peak
3 *	2412.000	5.50	28.56	41.88	103.87	96.05	74.00	22.05	peak



Mode:a; Polarization:Horizontal; Modulation:802.11b; bandwidth:20MHz; Channel:Low

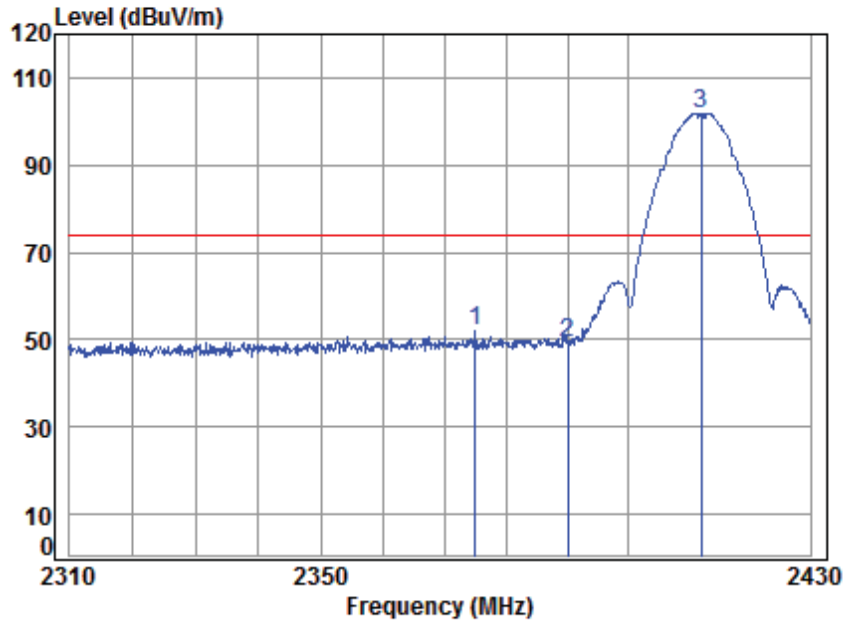


Site : chamber  
 Condition : 3m HORIZONTAL  
 Job No : 09244CR/09245CR  
 Mode : 2412 Band edge  
 Note : 2.4G WiFi 11B  
 Power Setting: 18

	Freq	Cable Loss	Ant Factor	Preamp Factor	Read Level	Level	Limit Line	Over Limit	Remark
	MHz	dB	dB/m	dB	dBuV	dBuV/m	dBuV/m	dB	
1	2384.649	5.47	28.51	41.87	47.74	39.85	54.00	-14.15	Average
2	2390.000	5.47	28.52	41.87	47.70	39.82	54.00	-14.18	Average
3 *	2412.000	5.50	28.56	41.88	101.43	93.61	54.00	39.61	Average



Mode:a; Polarization:Vertical; Modulation:802.11b; bandwidth:20MHz; Channel:Low



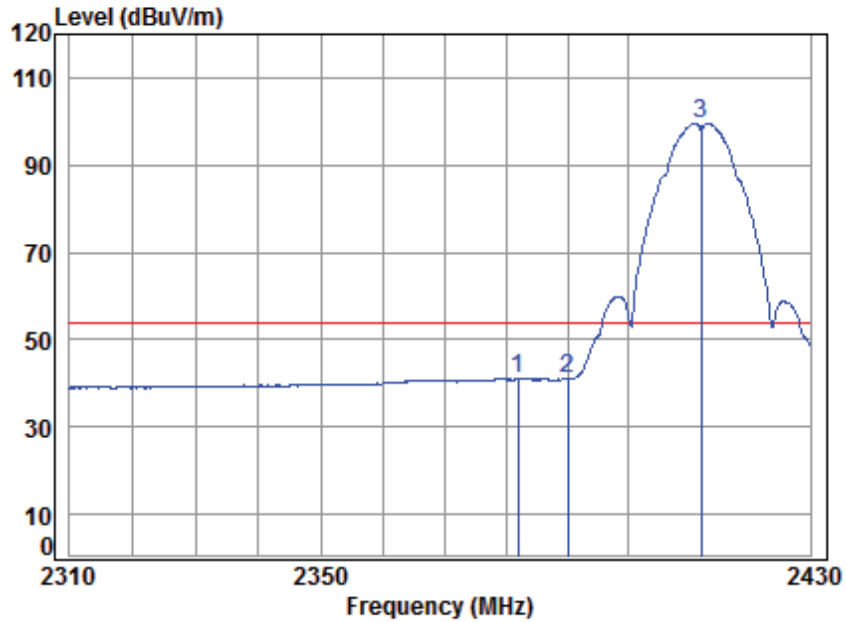
Site : chamber  
 Condition : 3m VERTICAL  
 Job No : 09244CR/09245CR  
 Mode : 2412 Band edge  
 Note : 2.4G WiFi 11B  
 Power Setting: 18

	Freq	Cable Loss	Ant Factor	Preamp Factor	Read Level	Level	Limit Line	Over Limit	Remark
	MHz	dB	dB/m	dB	dBuV	dBuV/m	dBuV/m	dB	
1	2375.007	5.45	28.49	41.87	59.77	51.84	74.00	-22.16	peak
2	2390.000	5.47	28.52	41.87	57.21	49.33	74.00	-24.67	peak
3 *	2412.000	5.50	28.56	41.88	109.76	101.94	74.00	27.94	peak





Mode:a; Polarization:Vertical; Modulation:802.11b; bandwidth:20MHz; Channel:Low

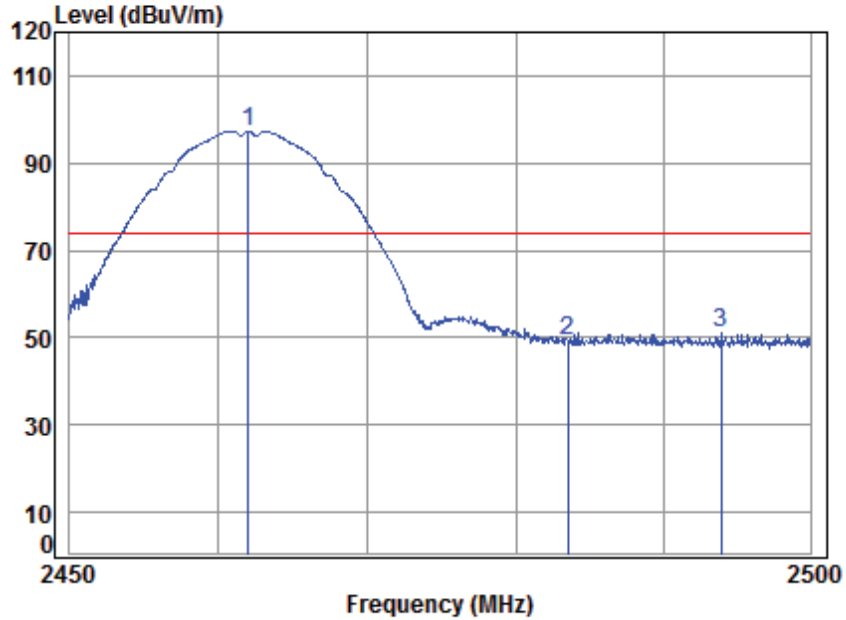


Site : chamber  
 Condition : 3m VERTICAL  
 Job No : 09244CR/09245CR  
 Mode : 2412 Band edge  
 Note : 2.4G WiFi 11B  
 Power Setting: 18

	Freq	Cable Loss	Ant Factor	Preamp Factor	Read Level	Level	Limit Line	Over Limit	Remark
	MHz	dB	dB/m	dB	dBuV	dBuV/m	dBuV/m	dB	
1	2381.993	5.46	28.50	41.87	49.05	41.14	54.00	-12.86	Average
2	2390.000	5.47	28.52	41.87	48.93	41.05	54.00	-12.95	Average
3 *	2412.000	5.50	28.56	41.88	107.50	99.68	54.00	45.68	Average



Mode:a; Polarization:Horizontal; Modulation:802.11b; bandwidth:20MHz; Channel:High

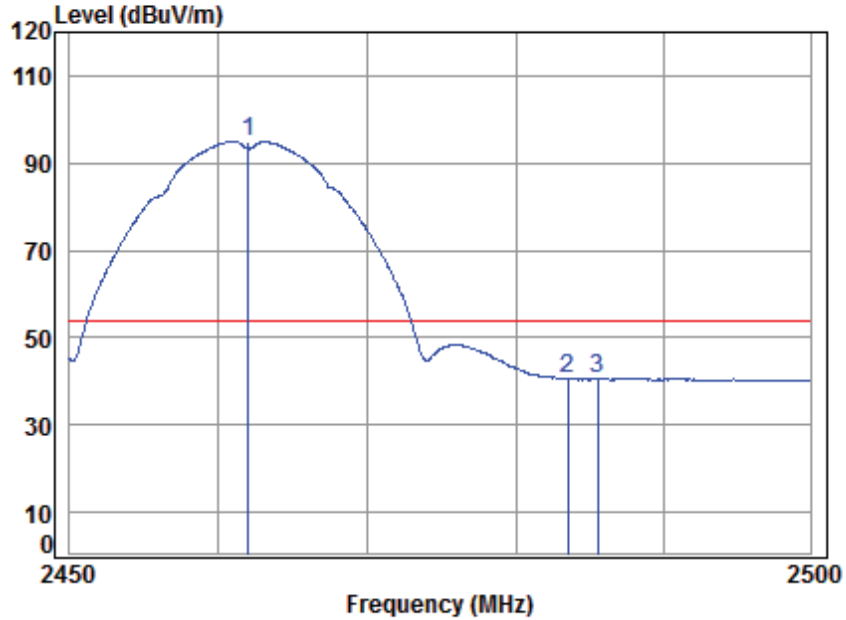


Site : chamber  
 Condition : 3m HORIZONTAL  
 Job No : 09244CR/09245CR  
 Mode : 2462 Band edge  
 Note : 2.4G WiFi 11B  
 Power Setting: 18

	Freq	Cable Loss	Ant Factor	Preamp Factor	Read Level	Level	Limit Line	Over Limit	Remark
	MHz	dB	dB/m	dB	dBuV	dBuV/m	dBuV/m	dB	
1 *	2462.000	5.57	28.64	41.90	105.07	97.38	74.00	23.38	peak
2	2483.500	5.60	28.67	41.91	57.04	49.40	74.00	-24.60	peak
3	2493.947	5.61	28.69	41.92	58.76	51.14	74.00	-22.86	peak



Mode:a; Polarization:Horizontal; Modulation:802.11b; bandwidth:20MHz; Channel:High

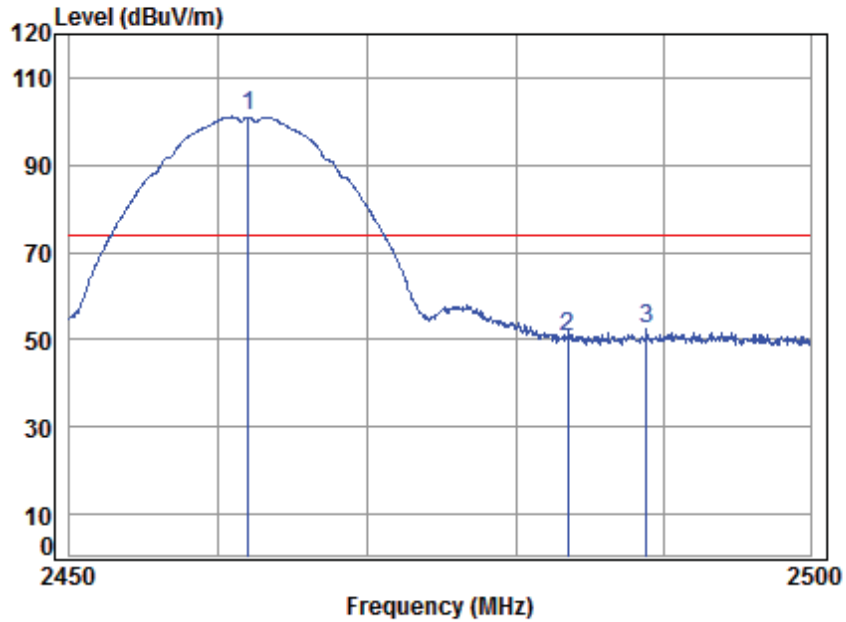


Site : chamber  
 Condition : 3m HORIZONTAL  
 Job No : 09244CR/09245CR  
 Mode : 2462 Band edge  
 Note : 2.4G WiFi 11B  
 Power Setting: 18

	Freq	Cable Loss	Ant Factor	Preamp Factor	Read Level	Level	Limit Line	Over Limit	Remark
	MHz	dB	dB/m	dB	dBuV	dBuV/m	dBuV/m	dB	
1 *	2462.000	5.57	28.64	41.90	102.69	95.00	54.00	41.00	Average
2	2483.500	5.60	28.67	41.91	48.13	40.49	54.00	-13.51	Average
3	2485.546	5.60	28.68	41.91	48.22	40.59	54.00	-13.41	Average



Mode:a; Polarization:Vertical; Modulation:802.11b; bandwidth:20MHz; Channel:High

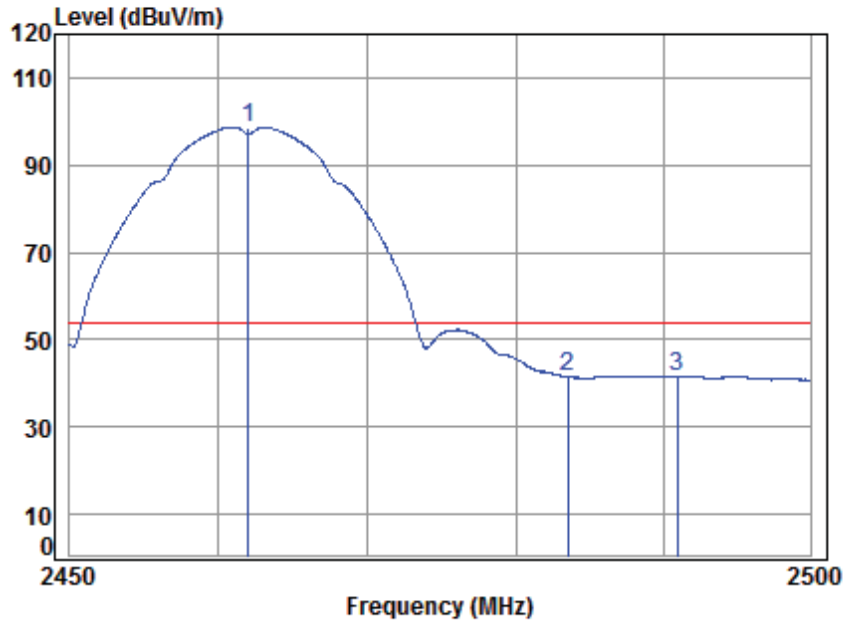


Site : chamber  
 Condition : 3m VERTICAL  
 Job No : 09244CR/09245CR  
 Mode : 2462 Band edge  
 Note : 2.4G WiFi 11B  
 Power Setting: 18

	Freq	Cable Loss	Ant Factor	Preamp Factor	Read Level	Level	Limit Line	Over Limit	Remark
	MHz	dB	dB/m	dB	dBuV	dBuV/m	dBuV/m	dB	
1 *	2462.000	5.57	28.64	41.90	108.76	101.07	74.00	27.07	peak
2	2483.500	5.60	28.67	41.91	58.22	50.58	74.00	-23.42	peak
3	2488.863	5.61	28.68	41.91	59.87	52.25	74.00	-21.75	peak



Mode:a; Polarization:Vertical; Modulation:802.11b; bandwidth:20MHz; Channel:High

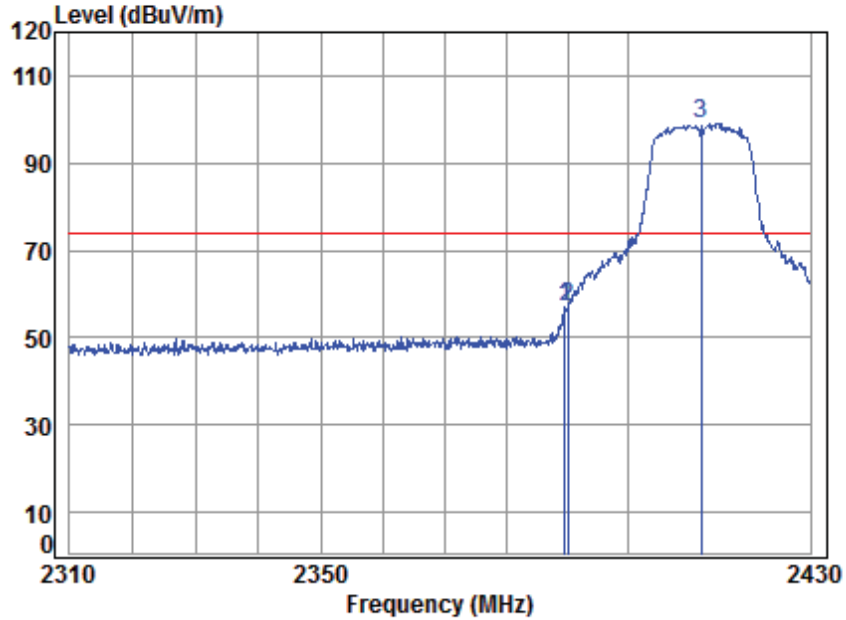


Site : chamber  
 Condition : 3m VERTICAL  
 Job No : 09244CR/09245CR  
 Mode : 2462 Band edge  
 Note : 2.4G WiFi 11B  
 Power Setting: 18

	Freq	Cable Loss	Ant Factor	Preamp Factor	Read Level	Level	Limit Line	Over Limit	Remark
	MHz	dB	dB/m	dB	dBuV	dBuV/m	dBuV/m	dB	
1 *	2462.000	5.57	28.64	41.90	106.42	98.73	54.00	44.73	Average
2	2483.500	5.60	28.67	41.91	49.06	41.42	54.00	-12.58	Average
3	2490.976	5.61	28.69	41.91	49.26	41.65	54.00	-12.35	Average



Mode:a; Polarization:Horizontal; Modulation:802.11g; bandwidth:20MHz; Channel:Low

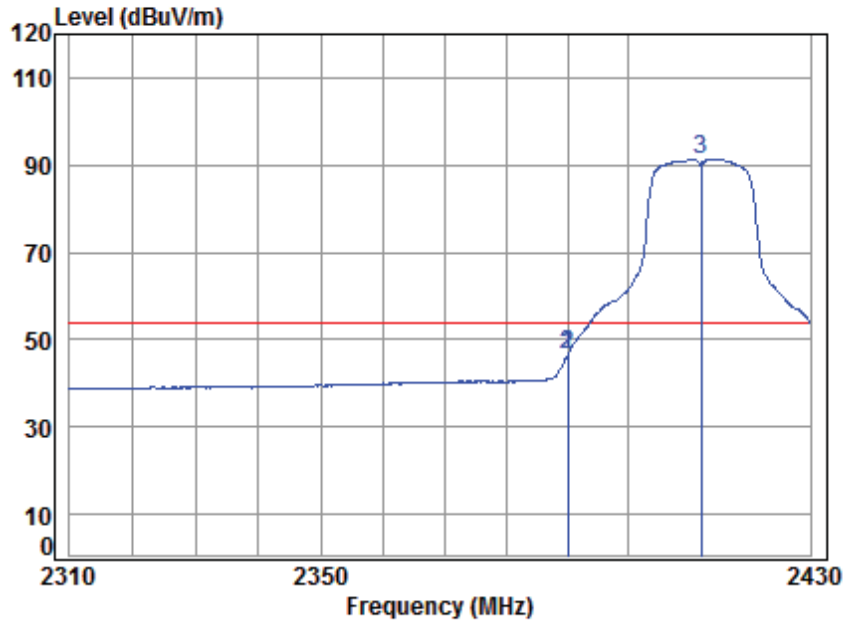


Site : chamber  
 Condition : 3m HORIZONTAL  
 Job No : 09244CR/09245CR  
 Mode : 2412 Band edge  
 Note : 2.4G WiFi 11G  
 Power Setting: 16.5

	Freq	Cable Loss	Ant Factor	Preamp Factor	Read Level	Level	Limit Line	Over Limit	Remark
	MHz	dB	dB/m	dB	dBuV	dBuV/m	dBuV/m	dB	
1	2389.605	5.47	28.52	41.87	65.12	57.24	74.00	-16.76	peak
2	2390.000	5.47	28.52	41.87	64.70	56.82	74.00	-17.18	peak
3 *	2412.000	5.50	28.56	41.88	107.06	99.24	74.00	25.24	peak



Mode:a; Polarization:Horizontal; Modulation:802.11g; bandwidth:20MHz; Channel:Low

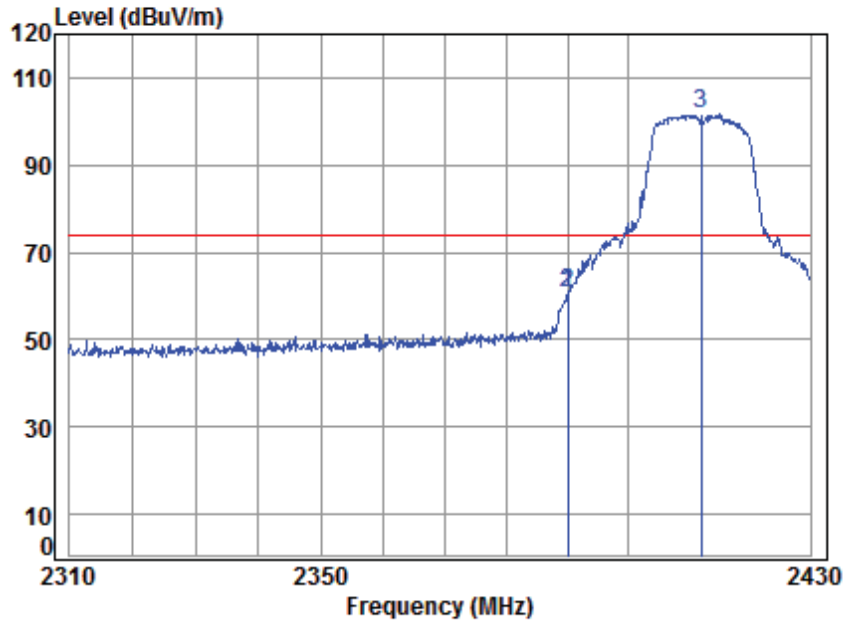


Site : chamber  
 Condition : 3m HORIZONTAL  
 Job No : 09244CR/09245CR  
 Mode : 2412 Band edge  
 Note : 2.4G WiFi 11G  
 Power Setting: 16.5

	Freq	Cable Loss	Ant Factor	Preamp Factor	Read Level	Level	Limit Line	Over Limit	Remark
	MHz	dB	dB/m	dB	dBuV	dBuV/m	dBuV/m	dB	
1	2389.968	5.47	28.52	41.87	54.34	46.46	54.00	-7.54	Average
2	2390.000	5.47	28.52	41.87	54.34	46.46	54.00	-7.54	Average
3 *	2412.000	5.50	28.56	41.88	99.12	91.30	54.00	37.30	Average



Mode:a; Polarization:Vertical; Modulation:802.11g; bandwidth:20MHz; Channel:Low



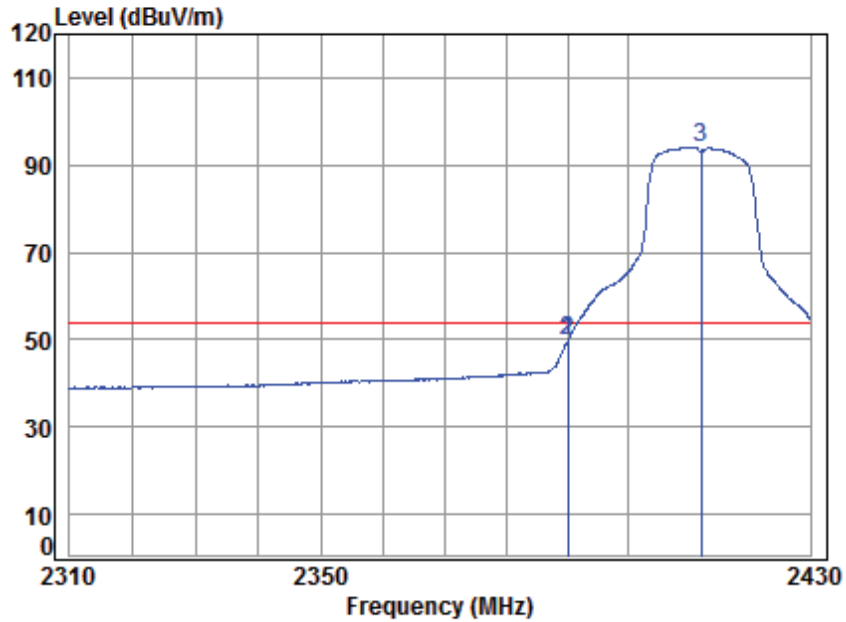
Site : chamber  
 Condition : 3m VERTICAL  
 Job No : 09244CR/09245CR  
 Mode : 2412 Band edge  
 Note : 2.4G WiFi 11G  
 Power Setting: 16.5

	Freq	Cable Loss	Ant Factor	Preamp Factor	Read Level	Level	Limit Line	Over Limit	Remark
	MHz	dB	dB/m	dB	dBuV	dBuV/m	dBuV/m	dB	
1	2389.968	5.47	28.52	41.87	68.56	60.68	74.00	-13.32	peak
2	2390.000	5.47	28.52	41.87	68.56	60.68	74.00	-13.32	peak
3 *	2412.000	5.50	28.56	41.88	109.38	101.56	74.00	27.56	peak





Mode:a; Polarization:Vertical; Modulation:802.11g; bandwidth:20MHz; Channel:Low

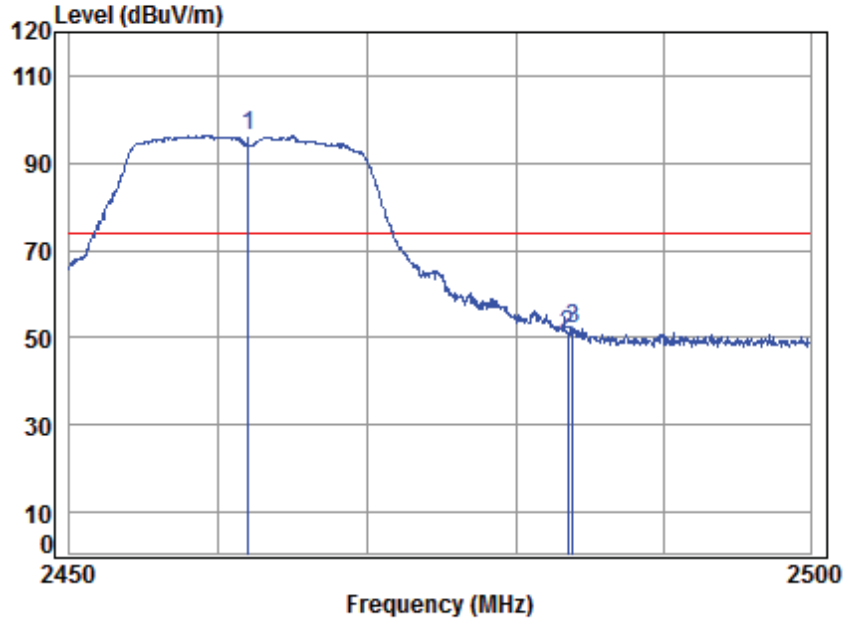


Site : chamber  
 Condition : 3m VERTICAL  
 Job No : 09244CR/09245CR  
 Mode : 2412 Band edge  
 Note : 2.4G WiFi 11G  
 Power Setting: 16.5

	Freq	Cable Loss	Ant Factor	Preamp Factor	Read Level	Level	Limit Line	Over Limit	Remark
	MHz	dB	dB/m	dB	dBuV	dBuV/m	dBuV/m	dB	
1	2389.968	5.47	28.52	41.87	57.62	49.74	54.00	-4.26	Average
2	2390.000	5.47	28.52	41.87	57.62	49.74	54.00	-4.26	Average
3 *	2412.000	5.50	28.56	41.88	101.79	93.97	54.00	39.97	Average



Mode:a; Polarization:Horizontal; Modulation:802.11g; bandwidth:20MHz; Channel:High

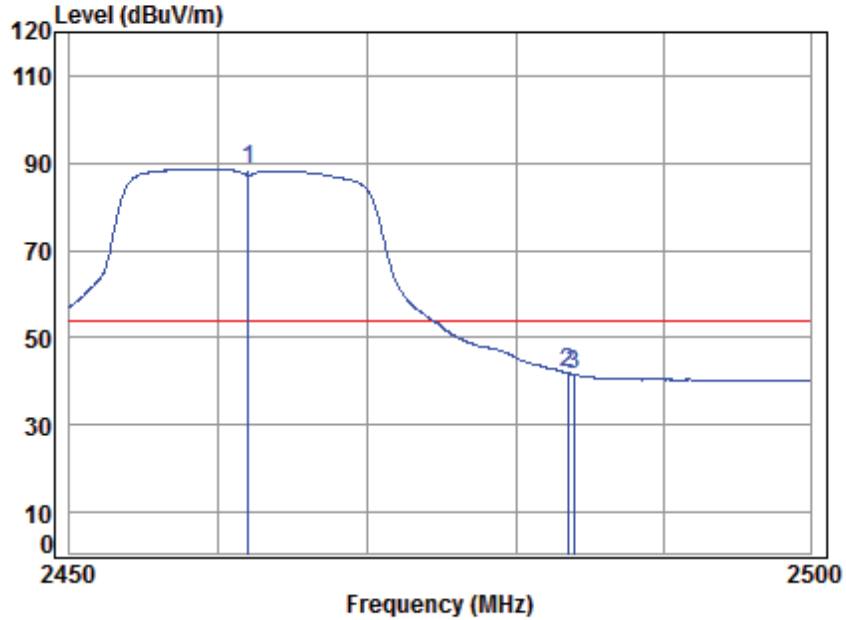


Site : chamber  
 Condition : 3m HORIZONTAL  
 Job No : 09244CR/09245CR  
 Mode : 2462 Band edge  
 Note : 2.4G WiFi 11G  
 Power Setting: 16.5

	Freq	Cable Loss	Ant Factor	Preamp Factor	Read Level	Level	Limit Line	Over Limit	Remark
	MHz	dB	dB/m	dB	dBuV	dBuV/m	dBuV/m	dB	
1 *	2462.000	5.57	28.64	41.90	103.92	96.23	74.00	22.23	peak
2	2483.500	5.60	28.67	41.91	58.39	50.75	74.00	-23.25	peak
3	2483.890	5.60	28.67	41.91	59.83	52.19	74.00	-21.81	peak



Mode:a; Polarization:Horizontal; Modulation:802.11g; bandwidth:20MHz; Channel:High

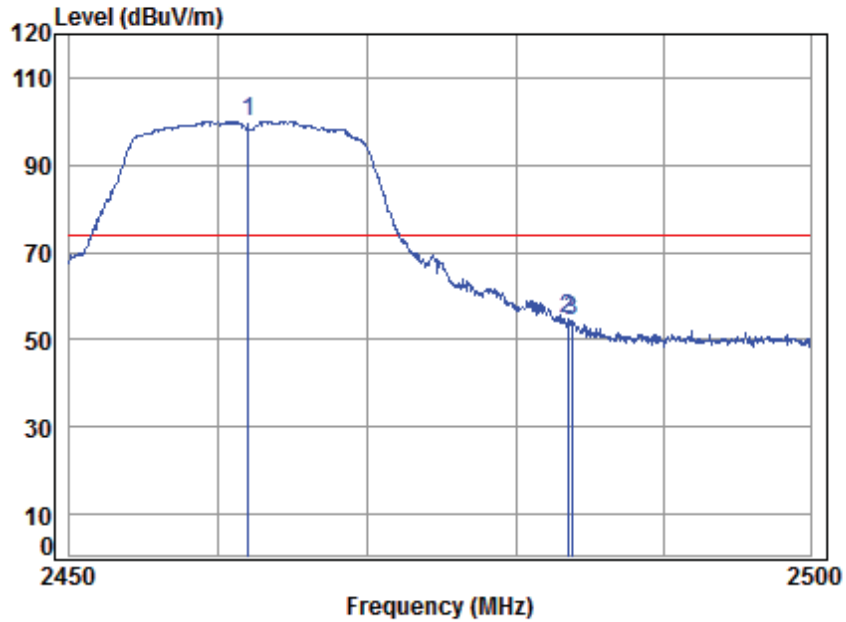


Site : chamber  
 Condition : 3m HORIZONTAL  
 Job No : 09244CR/09245CR  
 Mode : 2462 Band edge  
 Note : 2.4G WiFi 11G  
 Power Setting: 16.5

	Freq	Cable Loss	Ant Factor	Preamp Factor	Read Level	Level	Limit Line	Over Limit	Remark
	MHz	dB	dB/m	dB	dBuV	dBuV/m	dBuV/m	dB	
1 *	2462.000	5.57	28.64	41.90	96.23	88.54	54.00	34.54	Average
2	2483.500	5.60	28.67	41.91	49.58	41.94	54.00	-12.06	Average
3	2483.940	5.60	28.67	41.91	49.28	41.64	54.00	-12.36	Average



Mode:a; Polarization:Vertical; Modulation:802.11g; bandwidth:20MHz; Channel:High

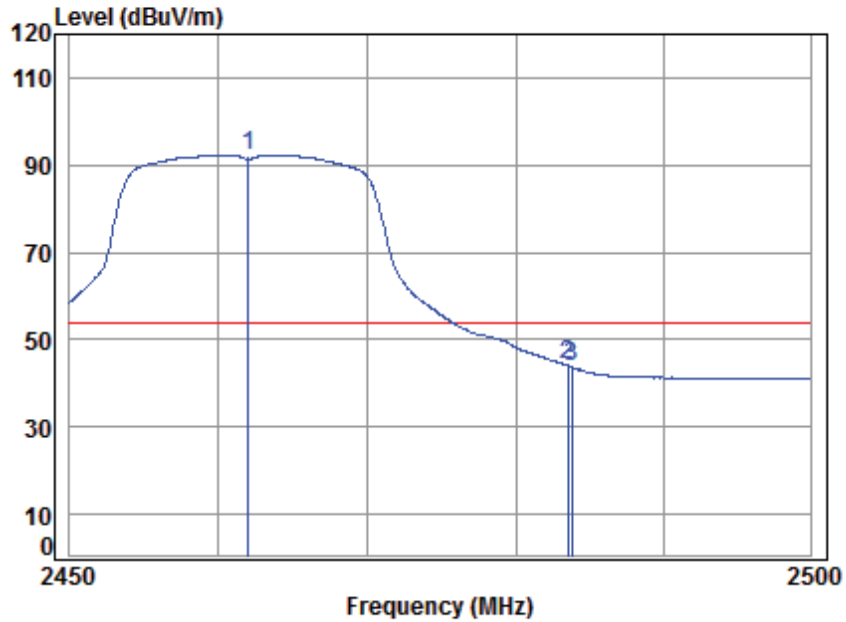


Site : chamber  
 Condition : 3m VERTICAL  
 Job No : 09244CR/09245CR  
 Mode : 2462 Band edge  
 Note : 2.4G WiFi 11G  
 Power Setting: 16.5

	Freq	Cable Loss	Ant Factor	Preamp Factor	Read Level	Level	Limit Line	Over Limit	Remark
	MHz	dB	dB/m	dB	dBuV	dBuV/m	dBuV/m	dB	
1 *	2462.000	5.57	28.64	41.90	107.79	100.10	74.00	26.10	peak
2	2483.500	5.60	28.67	41.91	62.59	54.95	74.00	-19.05	peak
3	2483.790	5.60	28.67	41.91	61.88	54.24	74.00	-19.76	peak



Mode:a; Polarization:Vertical; Modulation:802.11g; bandwidth:20MHz; Channel:High

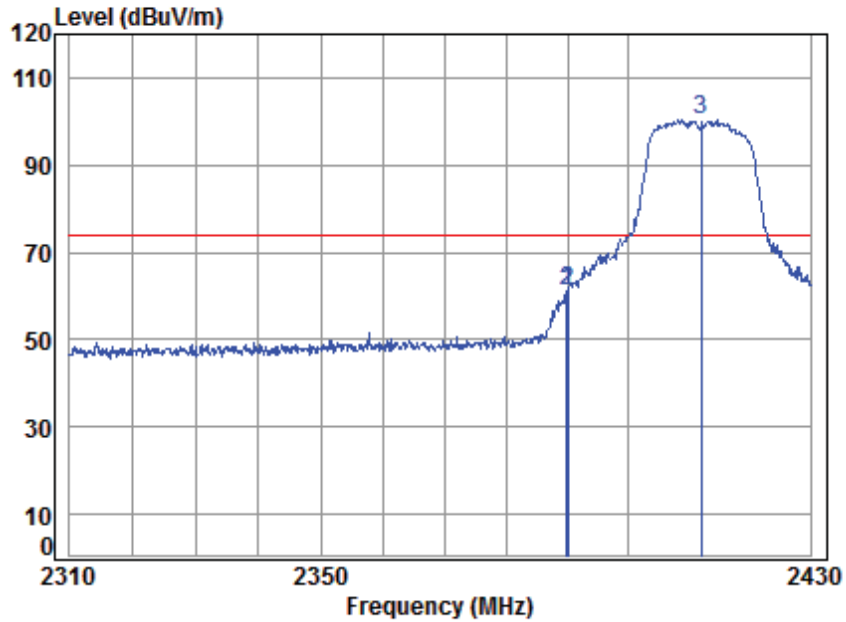


Site : chamber  
 Condition : 3m VERTICAL  
 Job No : 09244CR/09245CR  
 Mode : 2462 Band edge  
 Note : 2.4G WiFi 11G  
 Power Setting: 16.5

	Freq	Cable Loss	Ant Factor	Preamp Factor	Read Level	Limit Level	Over Limit	Remark
	MHz	dB	dB/m	dB	dBuV	dBuV/m	dBuV/m	dB
1 *	2462.000	5.57	28.64	41.90	100.04	92.35	54.00	38.35 Average
2	2483.500	5.60	28.67	41.91	51.69	44.05	54.00	-9.95 Average
3	2483.790	5.60	28.67	41.91	51.30	43.66	54.00	-10.34 Average



Mode:a; Polarization:Horizontal; Modulation:802.11n; bandwidth:20MHz; Channel:Low

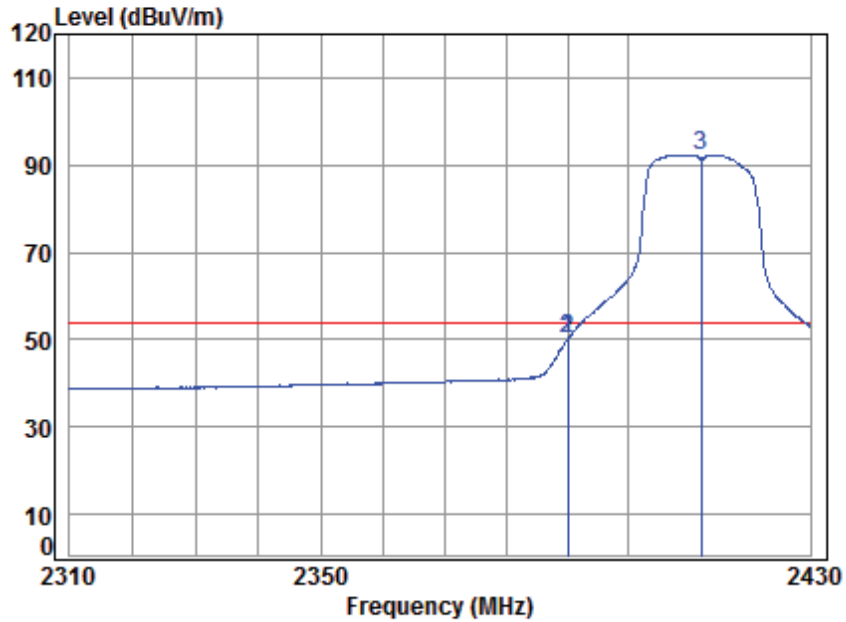


Site : chamber  
 Condition : 3m HORIZONTAL  
 Job No : 09244CR/09245CR  
 Mode : 2412 Band edge  
 Note : 2.4G WiFi 11N20  
 Power Setting: 16.5

	Freq	Cable Loss	Ant Factor	Preamp Factor	Read Level	Level	Limit Line	Over Limit	Remark
	MHz	dB	dB/m	dB	dBuV	dBuV/m	dBuV/m	dB	
1	2389.847	5.47	28.52	41.87	69.20	61.32	74.00	-12.68	peak
2	2390.000	5.47	28.52	41.87	69.14	61.26	74.00	-12.74	peak
3 *	2412.000	5.50	28.56	41.88	108.28	100.46	74.00	26.46	peak



Mode:a; Polarization:Horizontal; Modulation:802.11n; bandwidth:20MHz; Channel:Low

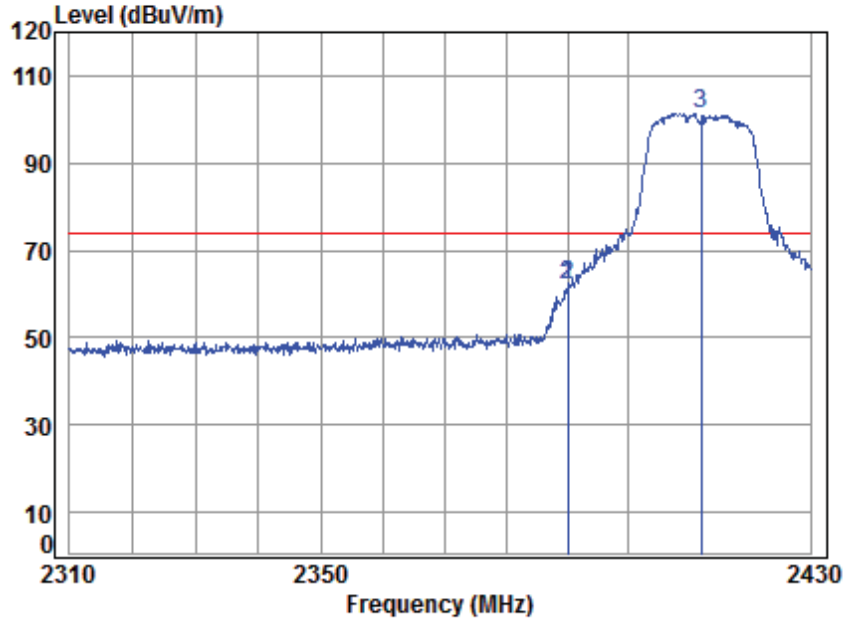


Site : chamber  
 Condition : 3m HORIZONTAL  
 Job No : 09244CR/09245CR  
 Mode : 2412 Band edge  
 Note : 2.4G WiFi 11N20  
 Power Setting: 16.5

	Freq	Cable Loss	Ant Factor	Preamp Factor	Read Level	Level	Limit Line	Over Limit	Remark
	MHz	dB	dB/m	dB	dBuV	dBuV/m	dBuV/m	dB	
1	2389.968	5.47	28.52	41.87	57.91	50.03	54.00	-3.97	Average
2	2390.000	5.47	28.52	41.87	57.91	50.03	54.00	-3.97	Average
3 *	2412.000	5.50	28.56	41.88	100.20	92.38	54.00	38.38	Average



Mode:a; Polarization:Vertical; Modulation:802.11n; bandwidth:20MHz; Channel:Low



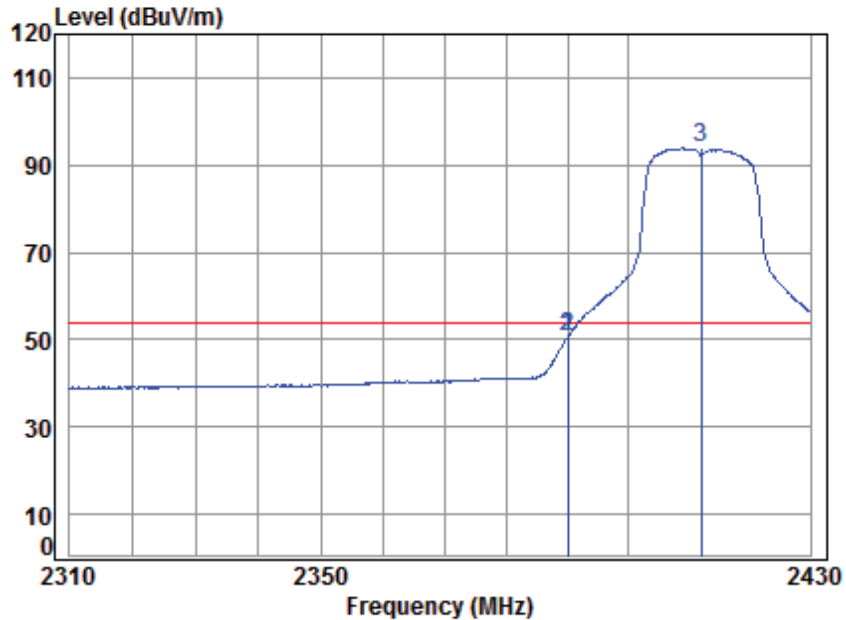
Site : chamber  
 Condition : 3m VERTICAL  
 Job No : 09244CR/09245CR  
 Mode : 2412 Band edge  
 Note : 2.4G WiFi 11N20  
 Power Setting: 16.5

	Freq	Cable Loss	Ant Factor	Preamp Factor	Read Level	Level	Limit Line	Over Limit	Remark
	MHz	dB	dB/m	dB	dBuV	dBuV/m	dBuV/m	dB	
1	2389.968	5.47	28.52	41.87	69.97	62.09	74.00	-11.91	peak
2	2390.000	5.47	28.52	41.87	69.97	62.09	74.00	-11.91	peak
3 *	2412.000	5.50	28.56	41.88	109.31	101.49	74.00	27.49	peak





Mode:a; Polarization:Vertical; Modulation:802.11n; bandwidth:20MHz; Channel:Low

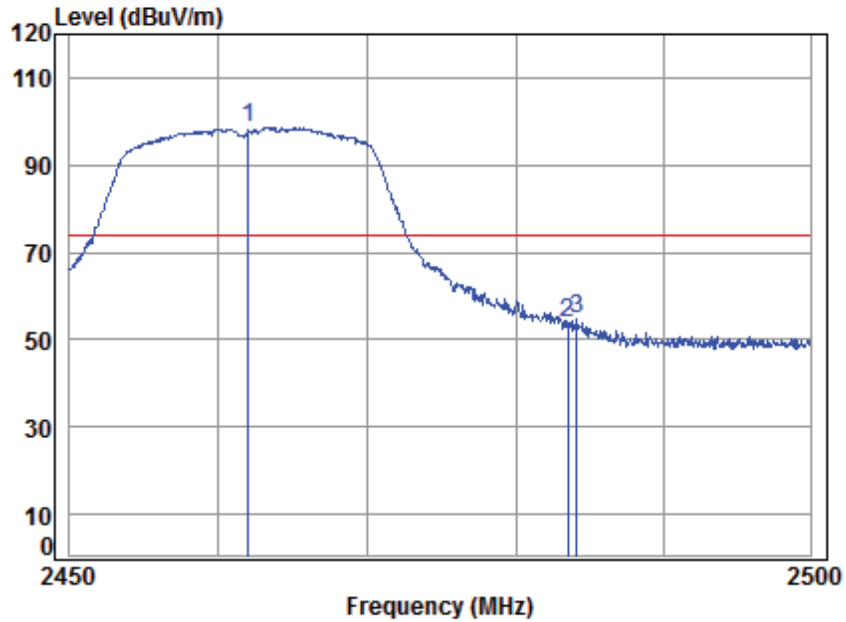


Site : chamber  
 Condition : 3m VERTICAL  
 Job No : 09244CR/09245CR  
 Mode : 2412 Band edge  
 Note : 2.4G WiFi 11N20  
 Power Setting: 16.5

	Freq	Cable Loss	Ant Factor	Preamp Factor	Read Level	Level	Limit Line	Over Limit	Remark
	MHz	dB	dB/m	dB	dBuV	dBuV/m	dBuV/m	dB	
1	2389.968	5.47	28.52	41.87	58.40	50.52	54.00	-3.48	Average
2	2390.000	5.47	28.52	41.87	58.40	50.52	54.00	-3.48	Average
3 *	2412.000	5.50	28.56	41.88	101.60	93.78	54.00	39.78	Average



Mode:a; Polarization:Horizontal; Modulation:802.11n; bandwidth:20MHz; Channel:High

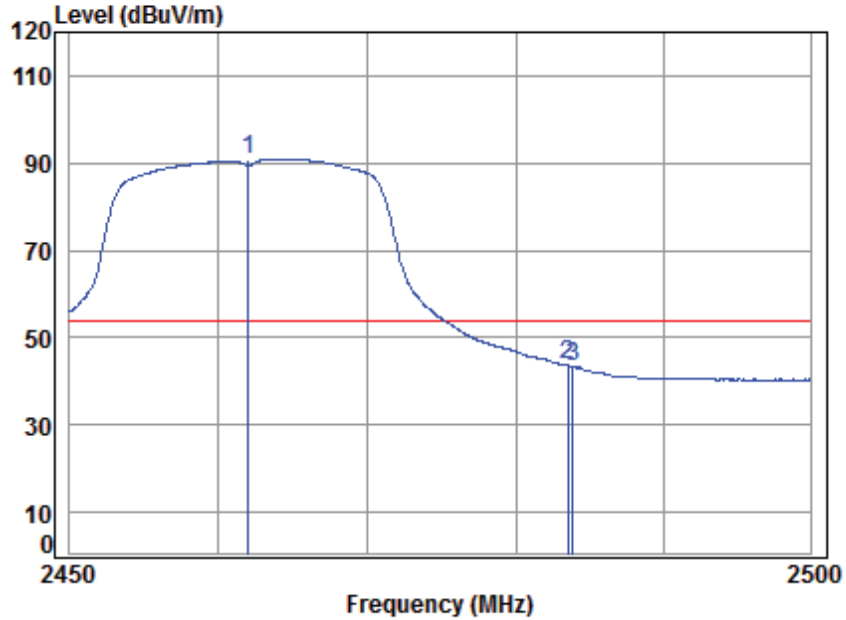


Site : chamber  
 Condition : 3m HORIZONTAL  
 Job No : 09244CR/09245CR  
 Mode : 2462 Band edge  
 Note : 2.4G WiFi 11N20  
 Power Setting: 16.5

	Freq	Cable Loss	Ant Factor	Preamp Factor	Read Level	Level	Limit Line	Over Limit	Remark
	MHz	dB	dB/m	dB	dBuV	dBuV/m	dBuV/m	dB	
1 *	2462.000	5.57	28.64	41.90	106.34	98.65	74.00	24.65	peak
2	2483.500	5.60	28.67	41.91	61.39	53.75	74.00	-20.25	peak
3	2484.141	5.60	28.67	41.91	62.28	54.64	74.00	-19.36	peak



Mode:a; Polarization:Horizontal; Modulation:802.11n; bandwidth:20MHz; Channel:High

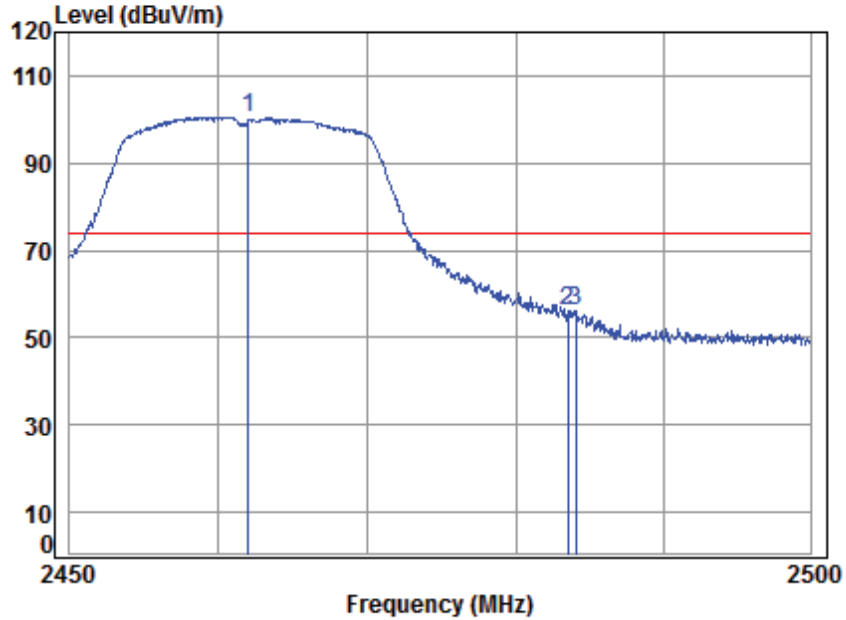


Site : chamber  
 Condition : 3m HORIZONTAL  
 Job No : 09244CR/09245CR  
 Mode : 2462 Band edge  
 Note : 2.4G WiFi 11N20  
 Power Setting: 16.5

	Freq	Cable Loss	Ant Factor	Preamp Factor	Read Level	Level	Limit Line	Over Limit	Remark
	MHz	dB	dB/m	dB	dBuV	dBuV/m	dBuV/m	dB	
1 *	2462.000	5.57	28.64	41.90	98.58	90.89	54.00	36.89	Average
2	2483.500	5.60	28.67	41.91	51.25	43.61	54.00	-10.39	Average
3	2483.840	5.60	28.67	41.91	51.06	43.42	54.00	-10.58	Average



Mode:a; Polarization:Vertical; Modulation:802.11n; bandwidth:20MHz; Channel:High

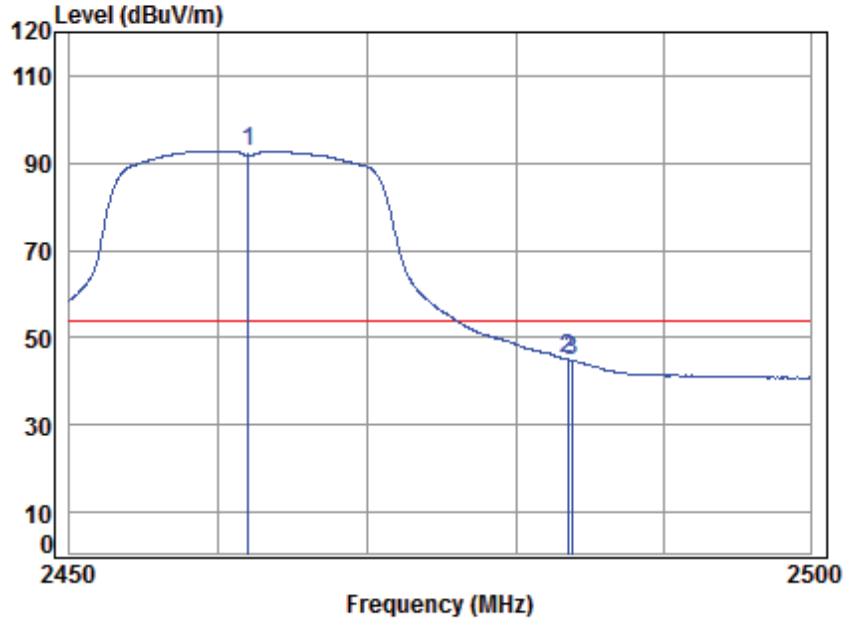


Site : chamber  
 Condition : 3m VERTICAL  
 Job No : 09244CR/09245CR  
 Mode : 2462 Band edge  
 Note : 2.4G WiFi 11N20  
 Power Setting: 16.5

	Freq	Cable Loss	Ant Factor	Preamp Factor	Read Level	Level	Limit Line	Over Limit	Remark
	MHz	dB	dB/m	dB	dBuV	dBuV/m	dBuV/m	dB	
1 *	2462.000	5.57	28.64	41.90	108.25	100.56	74.00	26.56	peak
2	2483.500	5.60	28.67	41.91	63.72	56.08	74.00	-17.92	peak
3	2484.041	5.60	28.67	41.91	63.80	56.16	74.00	-17.84	peak



Mode:a; Polarization:Vertical; Modulation:802.11n; bandwidth:20MHz; Channel:High

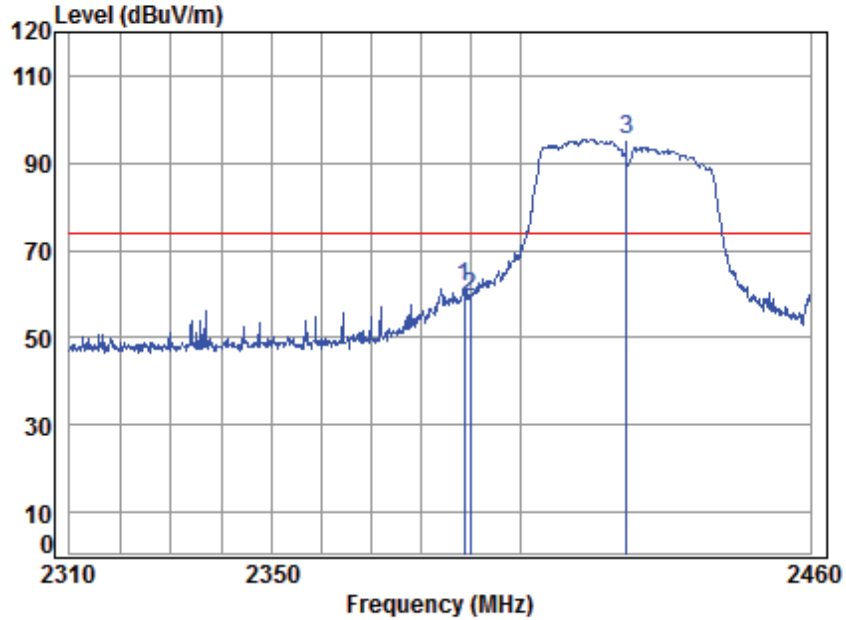


Site : chamber  
 Condition : 3m VERTICAL  
 Job No : 09244CR/09245CR  
 Mode : 2462 Band edge  
 Note : 2.4G WiFi 11N20  
 Power Setting: 16.5

	Freq	Cable Loss	Ant Factor	Preamp Factor	Read Level	Level	Limit Line	Over Limit	Remark
	MHz	dB	dB/m	dB	dBuV	dBuV/m	dBuV/m	dB	
1 *	2462.000	5.57	28.64	41.90	100.47	92.78	54.00	38.78	Average
2	2483.500	5.60	28.67	41.91	52.59	44.95	54.00	-9.05	Average
3	2483.790	5.60	28.67	41.91	52.43	44.79	54.00	-9.21	Average



Mode:a; Polarization:Horizontal; Modulation:802.11n; bandwidth:40MHz; Channel:Low

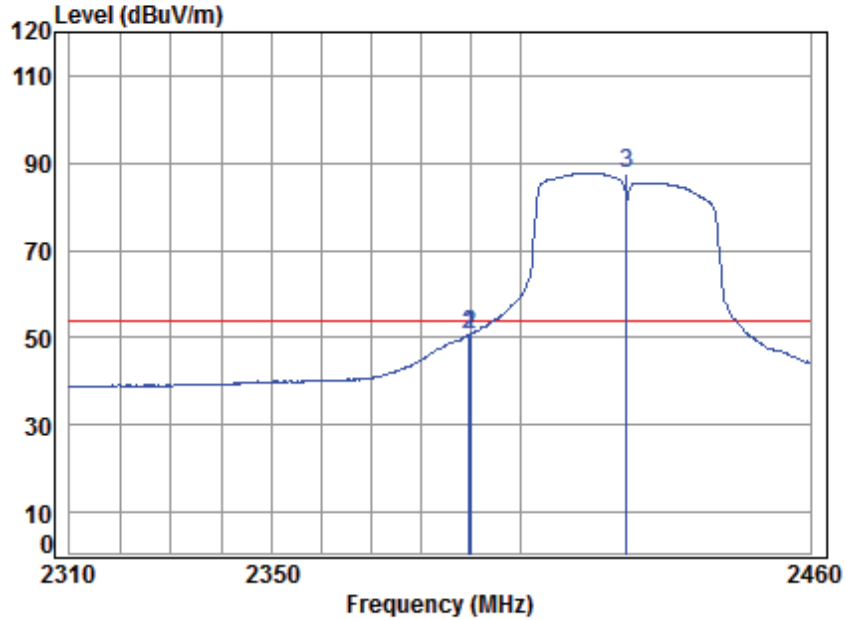


Site : chamber  
 Condition : 3m HORIZONTAL  
 Job No : 09244CR/09245CR  
 Mode : 2422 Band edge  
 Note : 2.4G WiFi 11N40  
 Power Setting: 14.5

	Freq	Cable Loss	Ant Factor	Preamp Factor	Read Level	Level	Limit Line	Over Limit	Remark
	MHz	dB	dB/m	dB	dBuV	dBuV/m	dBuV/m	dB	
1	2388.775	5.47	28.52	41.87	69.54	61.66	74.00	-12.34	peak
2	2390.000	5.47	28.52	41.87	66.99	59.11	74.00	-14.89	peak
3 *	2422.000	5.52	28.57	41.89	103.36	95.56	74.00	21.56	peak



Mode:a; Polarization:Horizontal; Modulation:802.11n; bandwidth:40MHz; Channel:Low

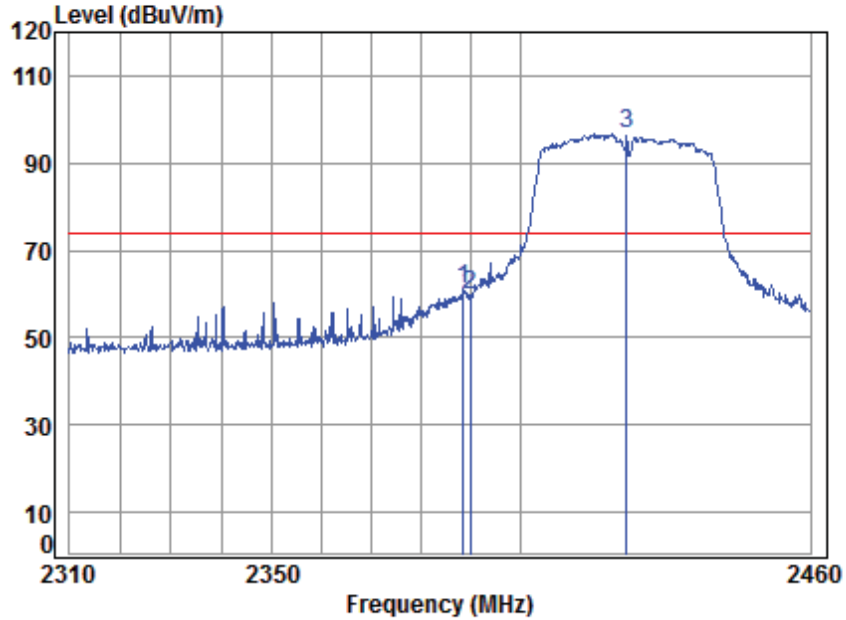


Site : chamber  
 Condition : 3m HORIZONTAL  
 Job No : 09244CR/09245CR  
 Mode : 2422 Band edge  
 Note : 2.4G WiFi 11N40  
 Power Setting: 14.5

	Freq	Cable Loss	Ant Factor	Preamp Factor	Read Level	Level	Limit Line	Over Limit	Remark
	MHz	dB	dB/m	dB	dBuV	dBuV/m	dBuV/m	dB	
1	2389.827	5.47	28.52	41.87	58.62	50.74	54.00	-3.26	Average
2	2390.000	5.47	28.52	41.87	58.62	50.74	54.00	-3.26	Average
3 *	2422.000	5.52	28.57	41.89	95.58	87.78	54.00	33.78	Average



Mode:a; Polarization:Vertical; Modulation:802.11n; bandwidth:40MHz; Channel:Low



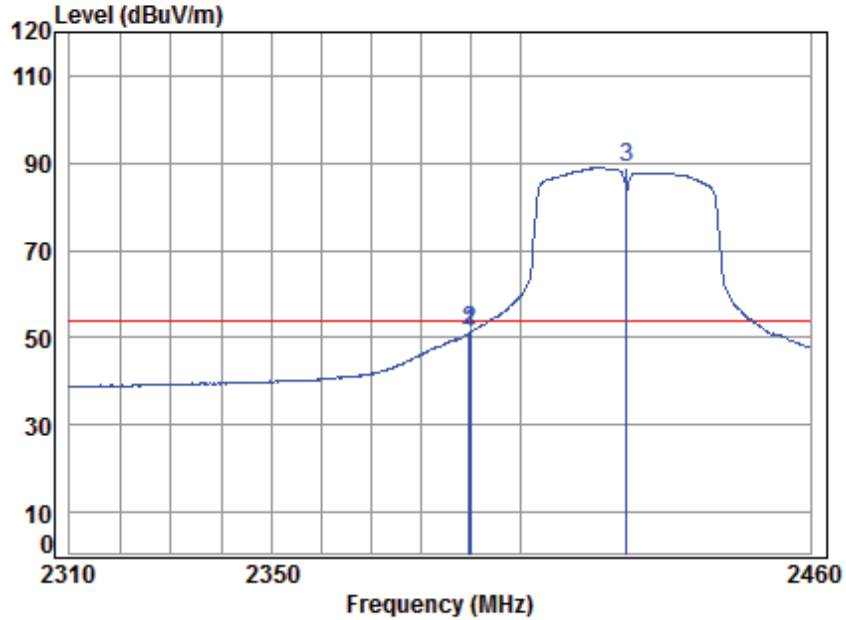
Site : chamber  
 Condition : 3m VERTICAL  
 Job No : 09244CR/09245CR  
 Mode : 2422 Band edge  
 Note : 2.4G WiFi 11N40  
 Power Setting: 14.5

	Freq	Cable Loss	Ant Factor	Preamp Factor	Read Level	Level	Limit Line	Over Limit	Remark
	MHz	dB	dB/m	dB	dBuV	dBuV/m	dBuV/m	dB	
1	2388.625	5.47	28.52	41.87	68.80	60.92	74.00	-13.08	peak
2	2390.000	5.47	28.52	41.87	67.54	59.66	74.00	-14.34	peak
3 *	2422.000	5.52	28.57	41.89	104.45	96.65	74.00	22.65	peak





Mode:a; Polarization:Vertical; Modulation:802.11n; bandwidth:40MHz; Channel:Low

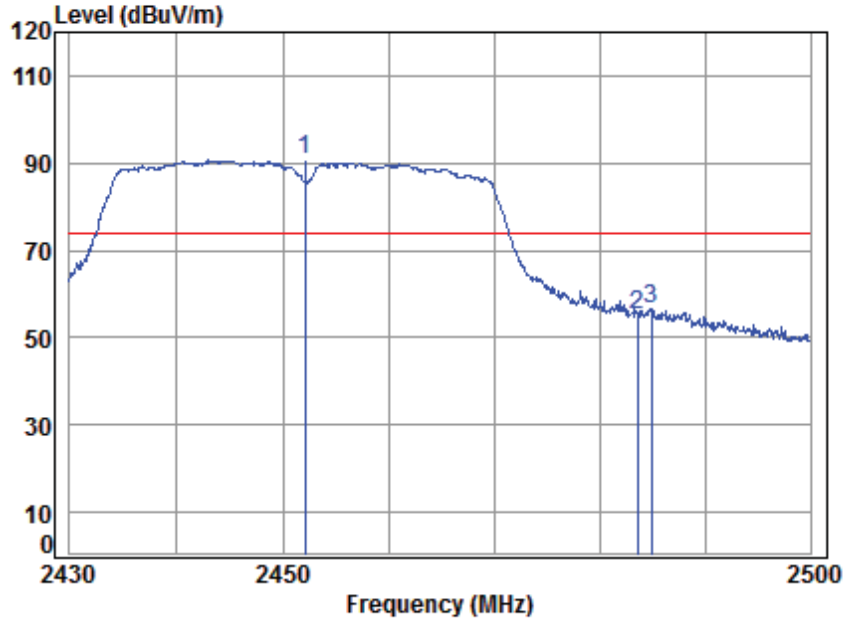


Site : chamber  
 Condition : 3m VERTICAL  
 Job No : 09244CR/09245CR  
 Mode : 2422 Band edge  
 Note : 2.4G WiFi 11N40  
 Power Setting: 14.5

	Freq	Cable Loss	Ant Factor	Preamp Factor	Read Level	Level	Limit Line	Over Limit	Remark
	MHz	dB	dB/m	dB	dBuV	dBuV/m	dBuV/m	dB	
1	2389.827	5.47	28.52	41.87	59.03	51.15	54.00	-2.85	Average
2	2390.000	5.47	28.52	41.87	59.25	51.37	54.00	-2.63	Average
3 *	2422.000	5.52	28.57	41.89	96.63	88.83	54.00	34.83	Average



Mode:a; Polarization:Horizontal; Modulation:802.11n; bandwidth:40MHz; Channel:High

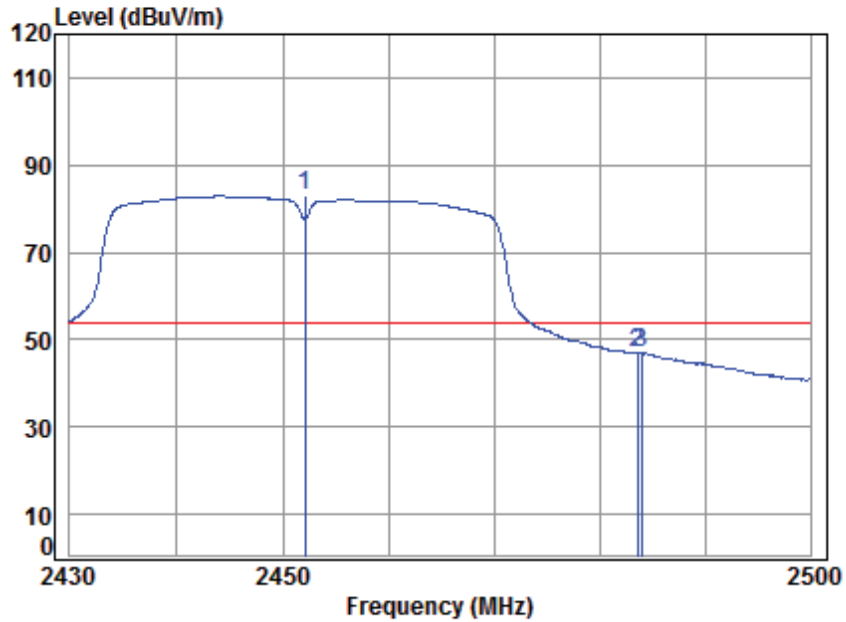


Site : chamber  
 Condition : 3m HORIZONTAL  
 Job No : 09244CR/09245CR  
 Mode : 2452 Band edge  
 Note : 2.4G WiFi 11N40  
 Power Setting: 16.5

	Freq	Cable Loss	Ant Factor	Preamp Factor	Read Level	Level	Limit Line	Over Limit	Remark
	MHz	dB	dB/m	dB	dBuV	dBuV/m	dBuV/m	dB	
1 *	2452.000	5.56	28.62	41.90	98.29	90.57	74.00	16.57	peak
2	2483.500	5.60	28.67	41.91	62.90	55.26	74.00	-18.74	peak
3	2484.782	5.60	28.68	41.91	64.17	56.54	74.00	-17.46	peak



Mode:a; Polarization:Horizontal; Modulation:802.11n; bandwidth:40MHz; Channel:High

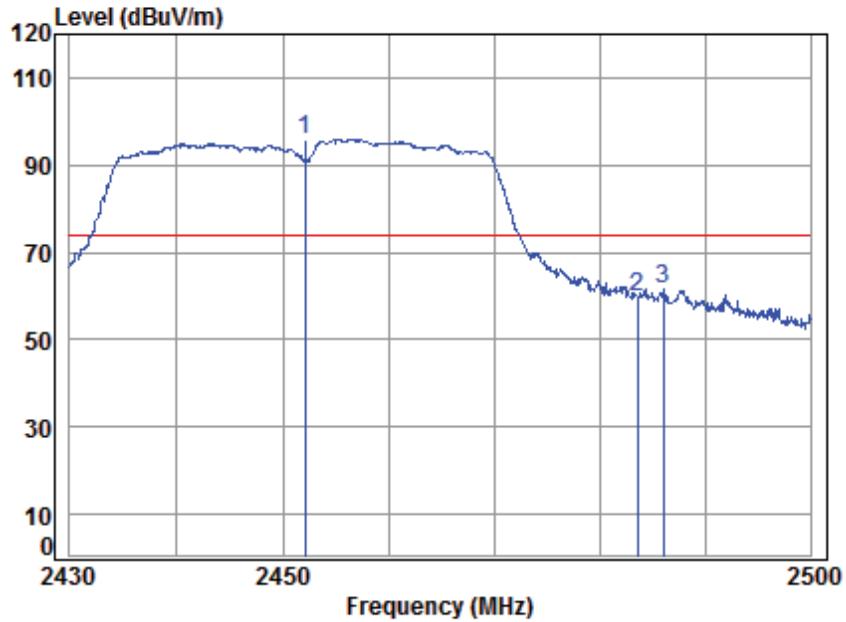


Site : chamber  
 Condition : 3m HORIZONTAL  
 Job No : 09244CR/09245CR  
 Mode : 2452 Band edge  
 Note : 2.4G WiFi 11N40  
 Power Setting: 16.5

	Freq	Cable Loss	Ant Factor	Preamp Factor	Read Level	Level	Limit Line	Over Limit	Remark
	MHz	dB	dB/m	dB	dBuV	dBuV/m	dBuV/m	dB	
1 *	2452.000	5.56	28.62	41.90	90.62	82.90	54.00	28.90	Average
2	2483.500	5.60	28.67	41.91	54.47	46.83	54.00	-7.17	Average
3	2483.865	5.60	28.67	41.91	54.51	46.87	54.00	-7.13	Average



Mode:a; Polarization:Vertical; Modulation:802.11n; bandwidth:40MHz; Channel:High

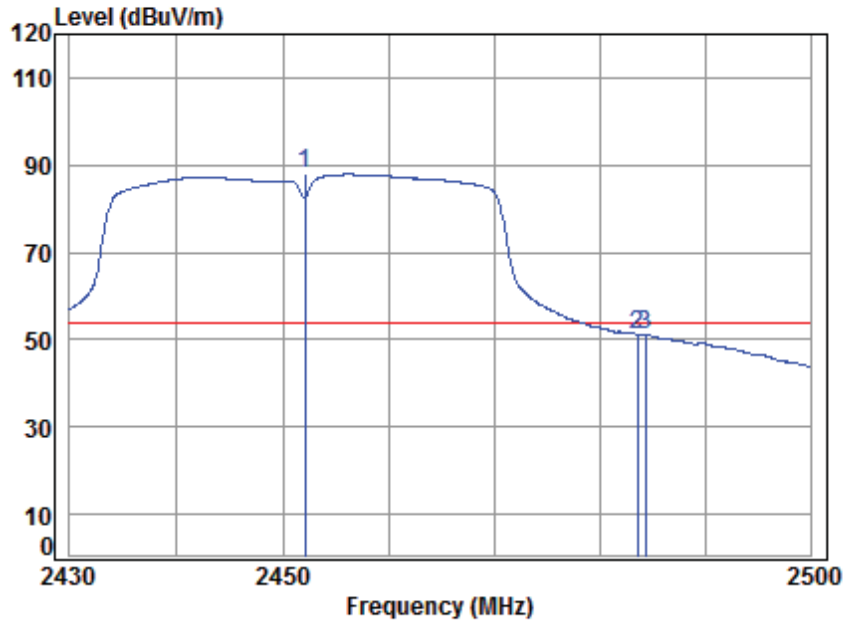


Site : chamber  
 Condition : 3m VERTICAL  
 Job No : 09244CR/09245CR  
 Mode : 2452 Band edge  
 Note : 2.4G WiFi 11N40  
 Power Setting: 16.5

	Freq	Cable Loss	Ant Factor	Preamp Factor	Read Level	Level	Limit Line	Over Limit	Remark
	MHz	dB	dB/m	dB	dBuV	dBuV/m	dBuV/m	dB	
1 *	2452.000	5.56	28.62	41.90	103.73	96.01	74.00	22.01	peak
2	2483.500	5.60	28.67	41.91	67.50	59.86	74.00	-14.14	peak
3	2485.911	5.60	28.68	41.91	69.32	61.69	74.00	-12.31	peak



Mode:a; Polarization:Vertical; Modulation:802.11n; bandwidth:40MHz; Channel:High



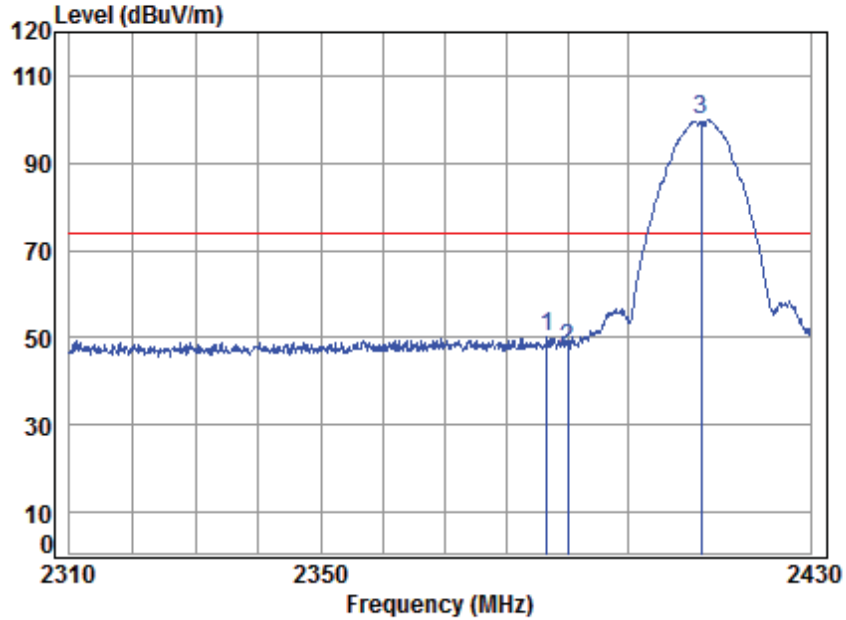
Site : chamber  
 Condition : 3m VERTICAL  
 Job No : 09244CR/09245CR  
 Mode : 2452 Band edge  
 Note : 2.4G WiFi 11N40  
 Power Setting: 16.5

	Freq	Cable Loss	Ant Factor	Preamp Factor	Read Level	Level	Limit Line	Over Limit	Remark
	MHz	dB	dB/m	dB	dBuV	dBuV/m	dBuV/m	dB	
1 *	2452.000	5.56	28.62	41.90	95.60	87.88	54.00	33.88	Average
2	2483.500	5.60	28.67	41.91	58.89	51.25	54.00	-2.75	Average
3	2484.217	5.60	28.67	41.91	58.93	51.29	54.00	-2.71	Average



Test data for Antenna3:

Mode:a; Polarization:Horizontal; Modulation:802.11b; bandwidth:20MHz; Channel:Low

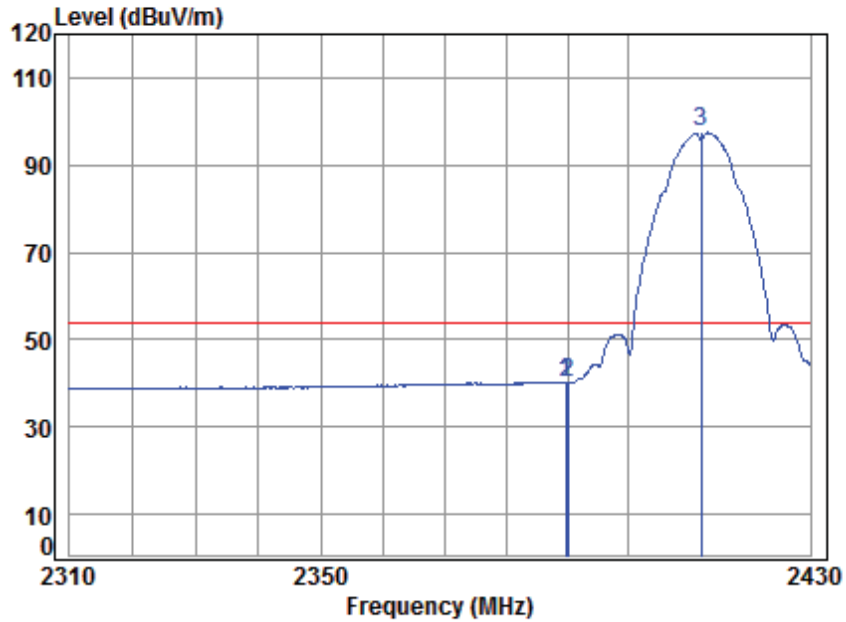


Site : chamber  
 Condition : 3m HORIZONTAL  
 Job No : 09244CR/09245CR  
 Mode : 2412 Band edge  
 Note : 2.4G WiFi 11B  
 Power Setting: 18

	Freq	Cable Loss	Ant Factor	Preamp Factor	Read Level	Level	Limit Line	Over Limit	Remark
	MHz	dB	dB/m	dB	dBuV	dBuV/m	dBuV/m	dB	
1	2386.703	5.47	28.51	41.87	57.88	49.99	74.00	-24.01	peak
2	2390.000	5.47	28.52	41.87	55.15	47.27	74.00	-26.73	peak
3 *	2412.000	5.50	28.56	41.88	107.62	99.80	74.00	25.80	peak



Mode:a; Polarization:Horizontal; Modulation:802.11b; bandwidth:20MHz; Channel:Low

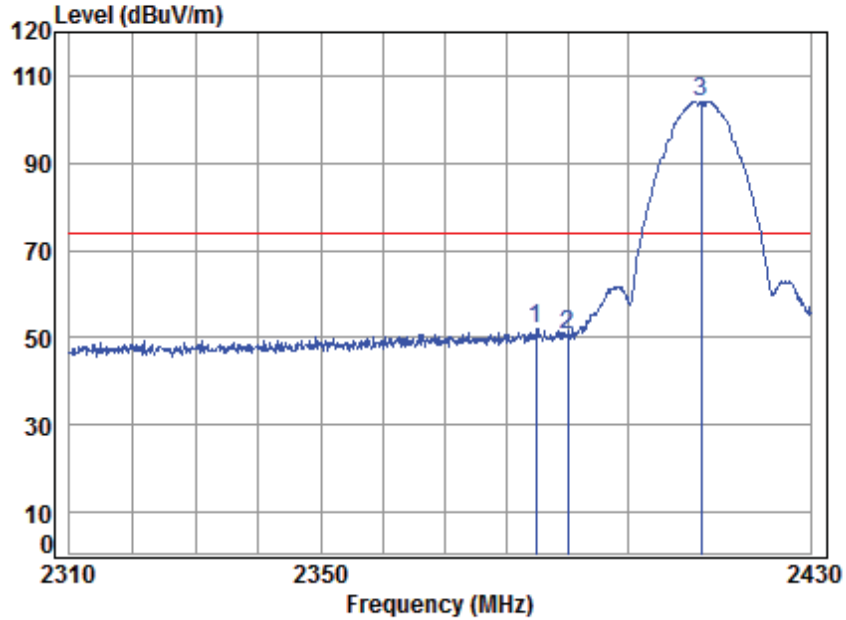


Site : chamber  
 Condition : 3m HORIZONTAL  
 Job No : 09244CR/09245CR  
 Mode : 2412 Band edge  
 Note : 2.4G WiFi 11B  
 Power Setting: 18

	Freq	Cable Loss	Ant Factor	Preamp Factor	Read Level	Level	Limit Line	Over Limit	Remark
	MHz	dB	dB/m	dB	dBuV	dBuV/m	dBuV/m	dB	
1	2389.726	5.47	28.52	41.87	48.07	40.19	54.00	-13.81	Average
2	2390.000	5.47	28.52	41.87	47.99	40.11	54.00	-13.89	Average
3 *	2412.000	5.50	28.56	41.88	105.24	97.42	54.00	43.42	Average



Mode:a; Polarization:Vertical; Modulation:802.11b; bandwidth:20MHz; Channel:Low



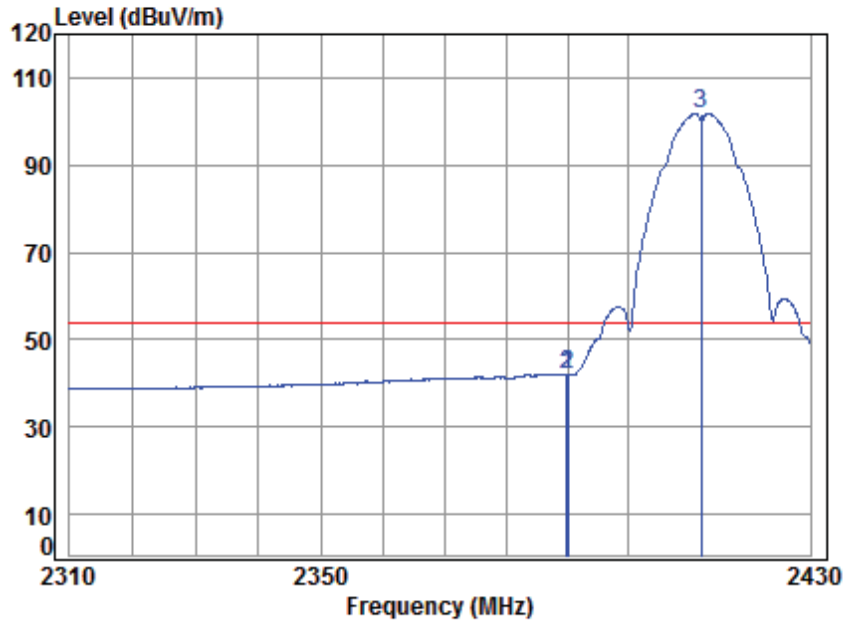
Site : chamber  
 Condition : 3m VERTICAL  
 Job No : 09244CR/09245CR  
 Mode : 2412 Band edge  
 Note : 2.4G WiFi 11B  
 Power Setting: 18

	Freq	Cable Loss	Ant Factor	Preamp Factor	Read Level	Level	Limit Line	Over Limit	Remark
	MHz	dB	dB/m	dB	dBuV	dBuV/m	dBuV/m	dB	
1	2384.769	5.47	28.51	41.87	59.92	52.03	74.00	-21.97	peak
2	2390.000	5.47	28.52	41.87	58.36	50.48	74.00	-23.52	peak
3 *	2412.000	5.50	28.56	41.88	112.00	104.18	74.00	30.18	peak





Mode:a; Polarization:Vertical; Modulation:802.11b; bandwidth:20MHz; Channel:Low

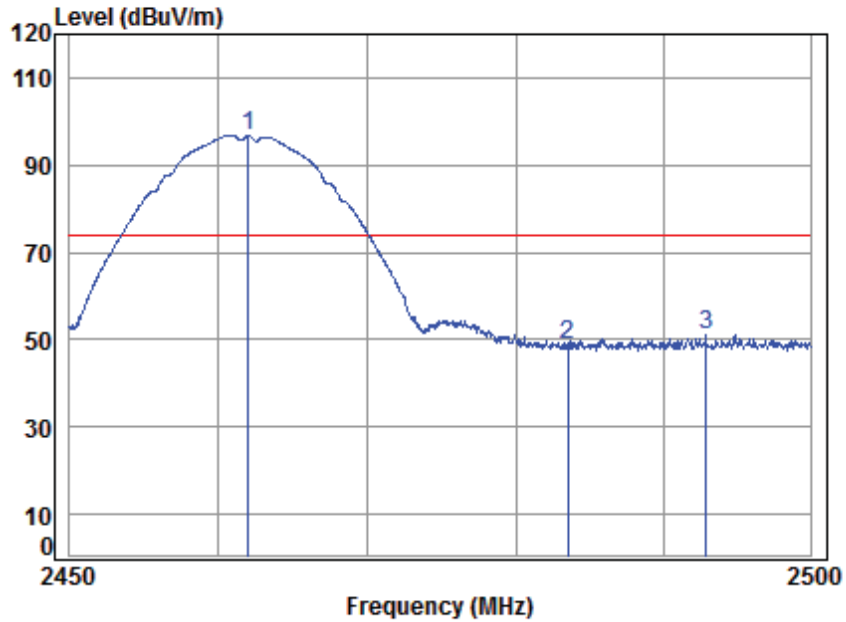


Site : chamber  
 Condition : 3m VERTICAL  
 Job No : 09244CR/09245CR  
 Mode : 2412 Band edge  
 Note : 2.4G WiFi 11B  
 Power Setting: 18

	Freq	Cable Loss	Ant Factor	Preamp Factor	Read Level	Level	Limit Line	Over Limit	Remark
	MHz	dB	dB/m	dB	dBuV	dBuV/m	dBuV/m	dB	
1	2389.847	5.47	28.52	41.87	50.01	42.13	54.00	-11.87	Average
2	2390.000	5.47	28.52	41.87	49.93	42.05	54.00	-11.95	Average
3 *	2412.000	5.50	28.56	41.88	109.57	101.75	54.00	47.75	Average



Mode:a; Polarization:Horizontal; Modulation:802.11b; bandwidth:20MHz; Channel:High

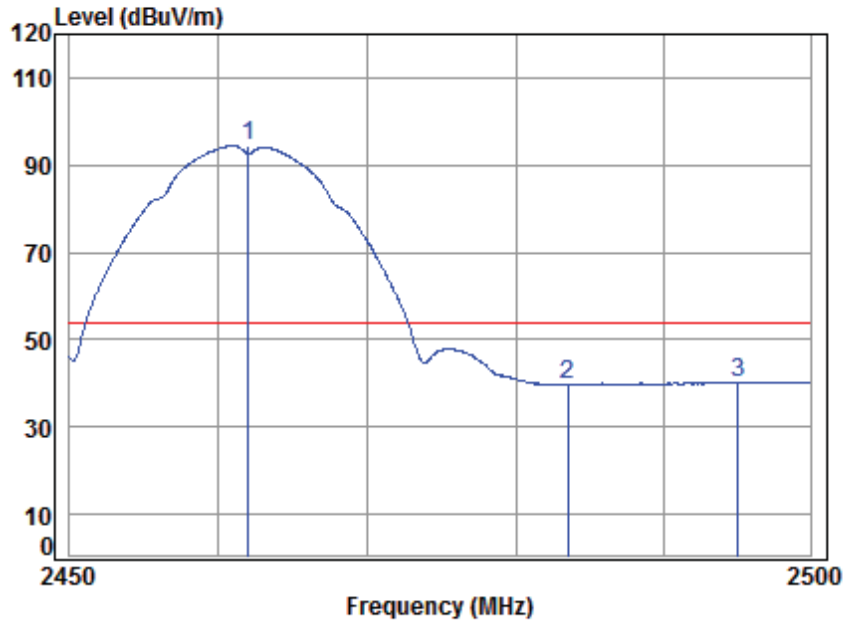


Site : chamber  
 Condition : 3m HORIZONTAL  
 Job No : 09244CR/09245CR  
 Mode : 2462 Band edge  
 Note : 2.4G WiFi 11B  
 Power Setting: 18

	Freq	Cable Loss	Ant Factor	Preamp Factor	Read Level	Level	Limit Line	Over Limit	Remark
	MHz	dB	dB/m	dB	dBuV	dBuV/m	dBuV/m	dB	
1 *	2462.000	5.57	28.64	41.90	104.50	96.81	74.00	22.81	peak
2	2483.500	5.60	28.67	41.91	56.67	49.03	74.00	-24.97	peak
3	2492.889	5.61	28.69	41.91	58.60	50.99	74.00	-23.01	peak



Mode:a; Polarization:Horizontal; Modulation:802.11b; bandwidth:20MHz; Channel:High

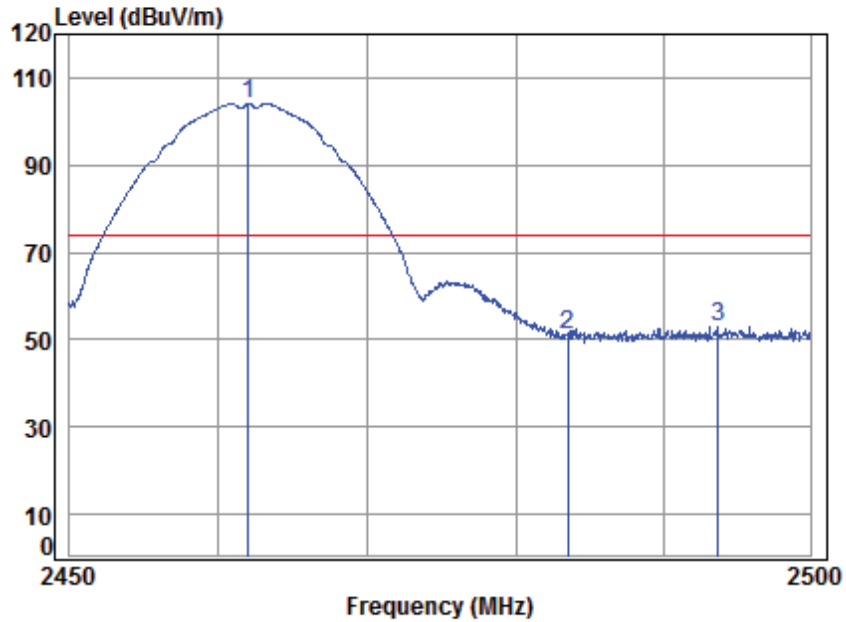


Site : chamber  
 Condition : 3m HORIZONTAL  
 Job No : 09244CR/09245CR  
 Mode : 2462 Band edge  
 Note : 2.4G WiFi 11B  
 Power Setting: 18

	Freq	Cable Loss	Ant Factor	Preamp Factor	Read Level	Level	Limit Line	Over Limit	Remark
	MHz	dB	dB/m	dB	dBuV	dBuV/m	dBuV/m	dB	
1 *	2462.000	5.57	28.64	41.90	102.16	94.47	54.00	40.47	Average
2	2483.500	5.60	28.67	41.91	47.35	39.71	54.00	-14.29	Average
3	2495.055	5.61	28.69	41.92	47.84	40.22	54.00	-13.78	Average



Mode:a; Polarization:Vertical; Modulation:802.11b; bandwidth:20MHz; Channel:High

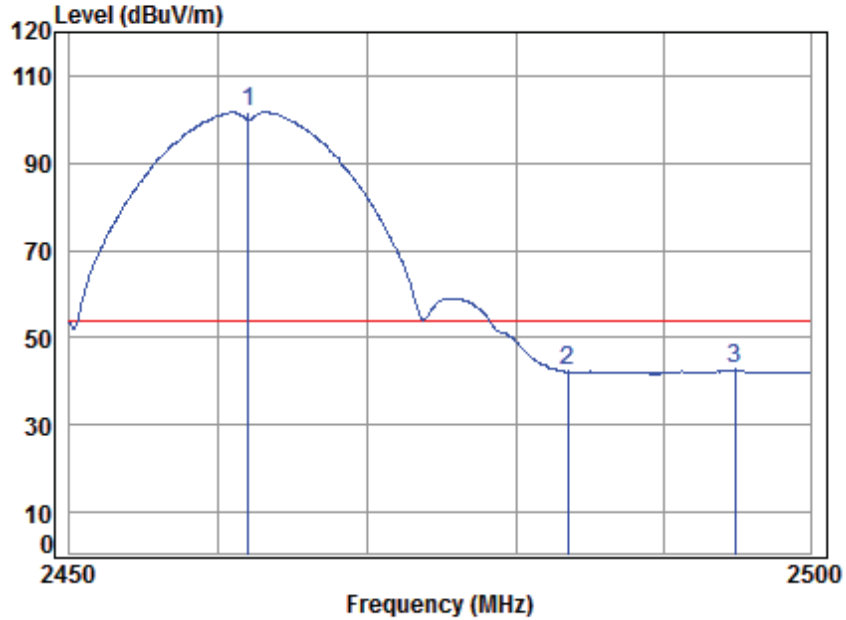


Site : chamber  
 Condition : 3m VERTICAL  
 Job No : 09244CR/09245CR  
 Mode : 2462 Band edge  
 Note : 2.4G WiFi 11B  
 Power Setting: 18

	Freq	Cable Loss	Ant Factor	Preamp Factor	Read Level	Level	Limit Line	Over Limit	Remark
	MHz	dB	dB/m	dB	dBuV	dBuV/m	dBuV/m	dB	
1 *	2462.000	5.57	28.64	41.90	111.72	104.03	74.00	30.03	peak
2	2483.500	5.60	28.67	41.91	58.83	51.19	74.00	-22.81	peak
3	2493.695	5.61	28.69	41.91	60.43	52.82	74.00	-21.18	peak



Mode:a; Polarization:Vertical; Modulation:802.11b; bandwidth:20MHz; Channel:High

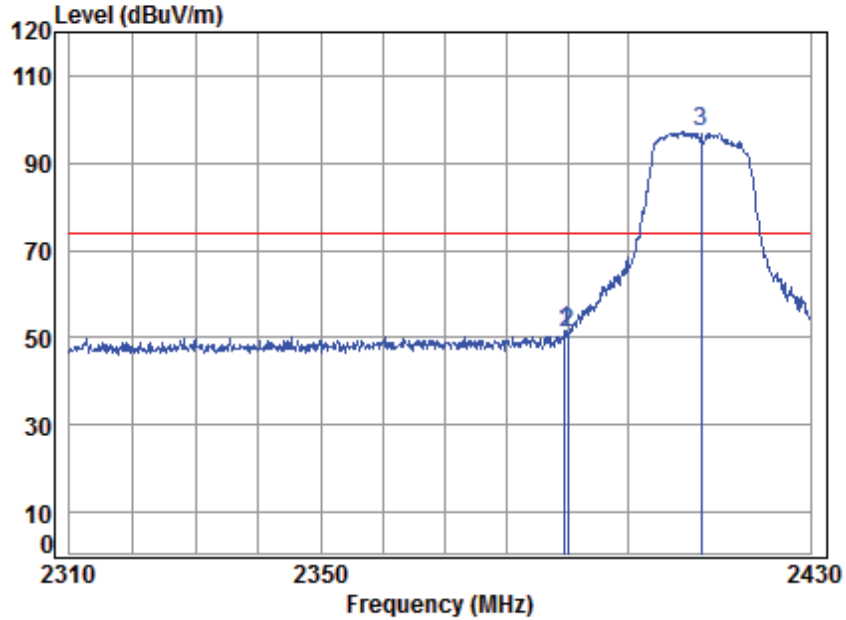


Site : chamber  
 Condition : 3m VERTICAL  
 Job No : 09244CR/09245CR  
 Mode : 2462 Band edge  
 Note : 2.4G WiFi 11B  
 Power Setting: 18

	Freq	Cable Loss	Ant Factor	Preamp Factor	Read Level	Level	Limit Line	Over Limit	Remark
	MHz	dB	dB/m	dB	dBuV	dBuV/m	dBuV/m	dB	
1 *	2462.000	5.57	28.64	41.90	109.31	101.62	54.00	47.62	Average
2	2483.500	5.60	28.67	41.91	49.88	42.24	54.00	-11.76	Average
3	2494.904	5.61	28.69	41.92	50.30	42.68	54.00	-11.32	Average



Mode:a; Polarization:Horizontal; Modulation:802.11g; bandwidth:20MHz; Channel:Low

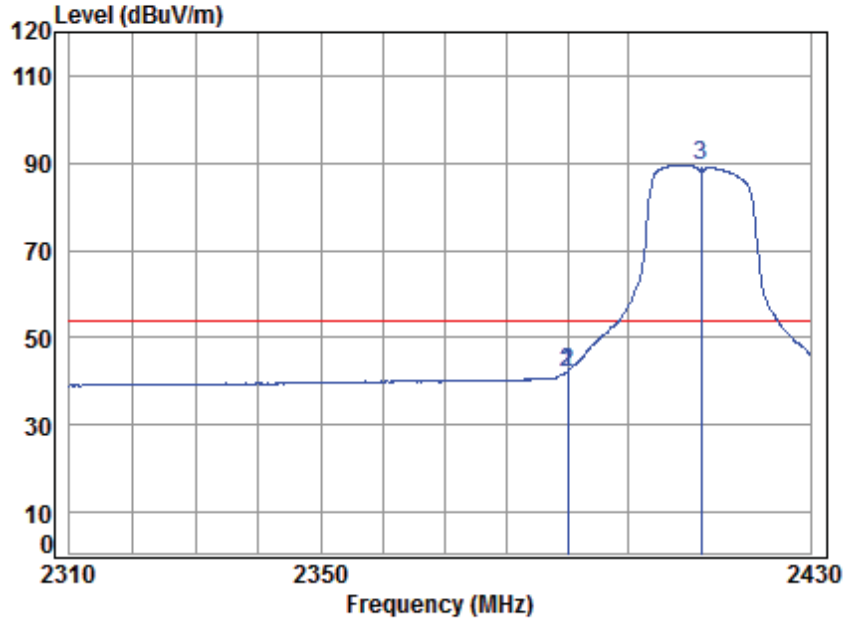


Site : chamber  
 Condition : 3m HORIZONTAL  
 Job No : 09244CR/09245CR  
 Mode : 2412 Band edge  
 Note : 2.4G WiFi 11G  
 Power Setting: 16.5

	Freq	Cable Loss	Ant Factor	Preamp Factor	Read Level	Level	Limit Line	Over Limit	Remark
	MHz	dB	dB/m	dB	dBuV	dBuV/m	dBuV/m	dB	
1	2389.605	5.47	28.52	41.87	59.35	51.47	74.00	-22.53	peak
2	2390.000	5.47	28.52	41.87	58.85	50.97	74.00	-23.03	peak
3 *	2412.000	5.50	28.56	41.88	105.05	97.23	74.00	23.23	peak



Mode:a; Polarization:Horizontal; Modulation:802.11g; bandwidth:20MHz; Channel:Low

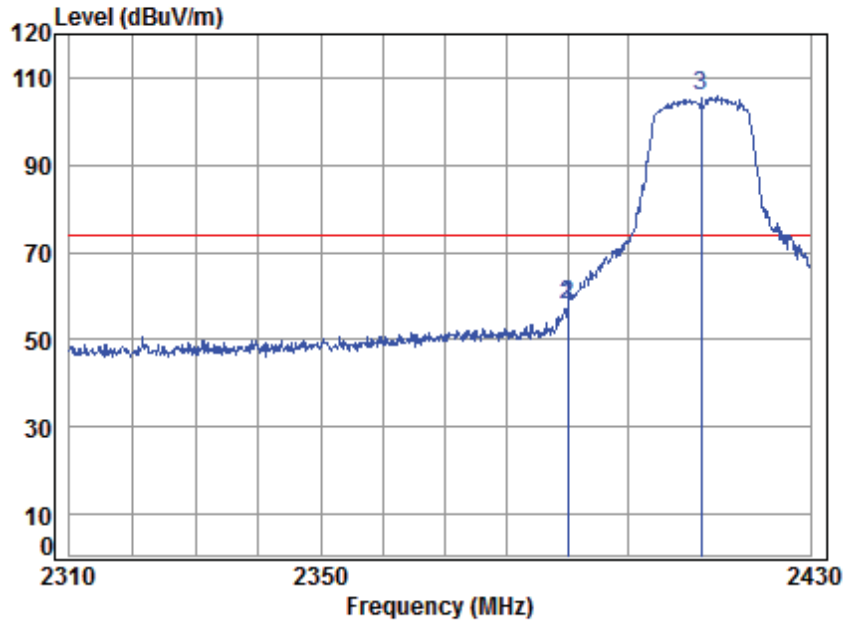


Site : chamber  
 Condition : 3m HORIZONTAL  
 Job No : 09244CR/09245CR  
 Mode : 2412 Band edge  
 Note : 2.4G WiFi 11G  
 Power Setting: 16.5

	Freq	Cable Loss	Ant Factor	Preamp Factor	Read Level	Level	Limit Line	Over Limit	Remark
	MHz	dB	dB/m	dB	dBuV	dBuV/m	dBuV/m	dB	
1	2389.968	5.47	28.52	41.87	50.02	42.14	54.00	-11.86	Average
2	2390.000	5.47	28.52	41.87	50.02	42.14	54.00	-11.86	Average
3 *	2412.000	5.50	28.56	41.88	97.26	89.44	54.00	35.44	Average



Mode:a; Polarization:Vertical; Modulation:802.11g; bandwidth:20MHz; Channel:Low



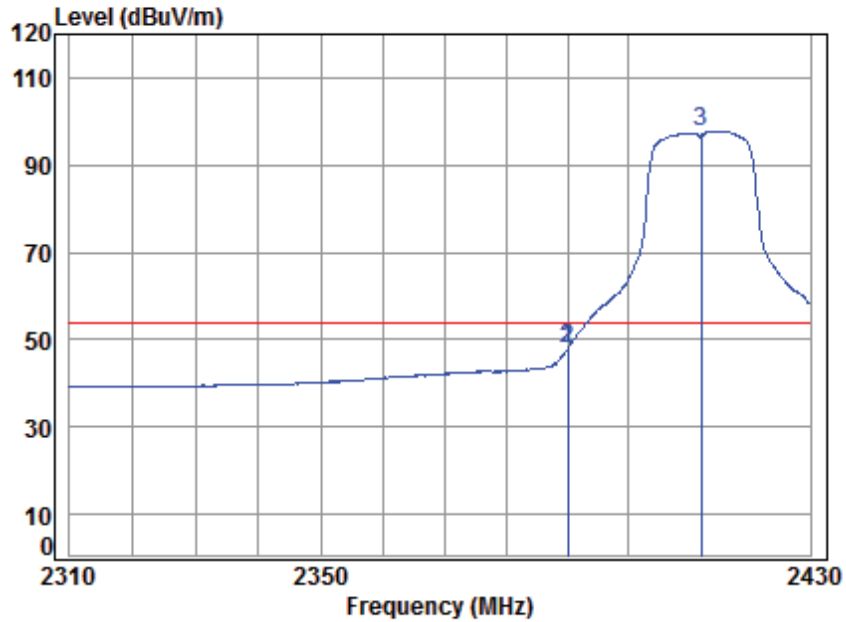
Site : chamber  
 Condition : 3m VERTICAL  
 Job No : 09244CR/09245CR  
 Mode : 2412 Band edge  
 Note : 2.4G WiFi 11G  
 Power Setting: 16.5

	Freq	Cable Loss	Ant Factor	Preamp Factor	Read Level	Level	Limit Line	Over Limit	Remark
	MHz	dB	dB/m	dB	dBuV	dBuV/m	dBuV/m	dB	
1	2389.968	5.47	28.52	41.87	66.02	58.14	74.00	-15.86	peak
2	2390.000	5.47	28.52	41.87	66.02	58.14	74.00	-15.86	peak
3 *	2412.000	5.50	28.56	41.88	113.46	105.64	74.00	31.64	peak





Mode:a; Polarization:Vertical; Modulation:802.11g; bandwidth:20MHz; Channel:Low

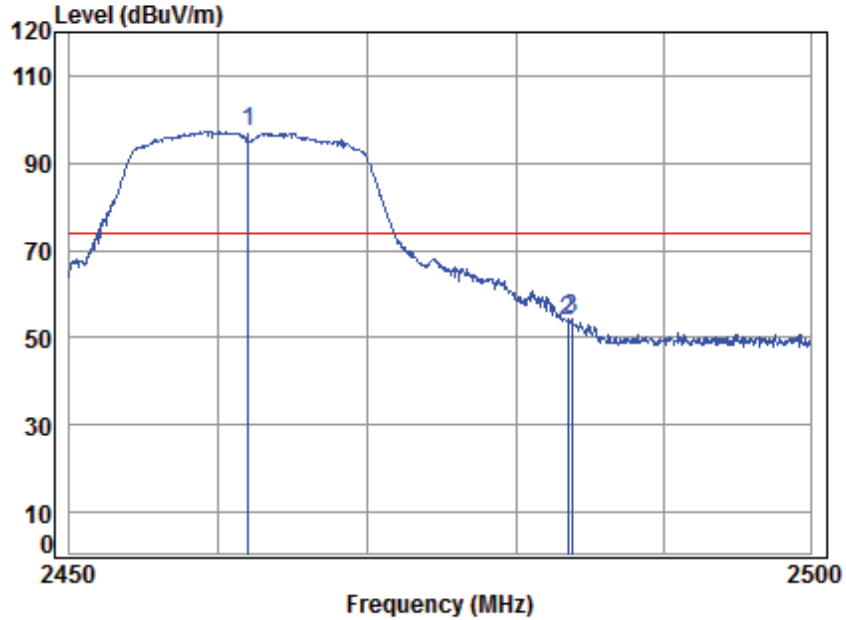


Site : chamber  
 Condition : 3m VERTICAL  
 Job No : 09244CR/09245CR  
 Mode : 2412 Band edge  
 Note : 2.4G WiFi 11G  
 Power Setting: 16.5

	Freq	Cable Loss	Ant Factor	Preamp Factor	Read Level	Level	Limit Line	Over Limit	Remark
	MHz	dB	dB/m	dB	dBuV	dBuV/m	dBuV/m	dB	
1	2389.968	5.47	28.52	41.87	55.82	47.94	54.00	-6.06	Average
2	2390.000	5.47	28.52	41.87	55.82	47.94	54.00	-6.06	Average
3 *	2412.000	5.50	28.56	41.88	105.67	97.85	54.00	43.85	Average



Mode:a; Polarization:Horizontal; Modulation:802.11g; bandwidth:20MHz; Channel:High

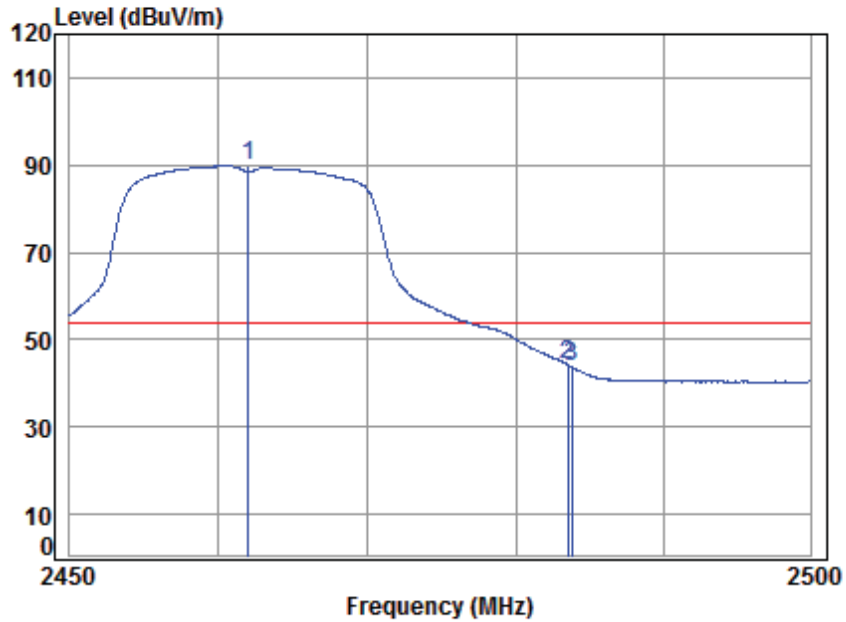


Site : chamber  
 Condition : 3m HORIZONTAL  
 Job No : 09244CR/09245CR  
 Mode : 2462 Band edge  
 Note : 2.4G WiFi 11G  
 Power Setting: 16.5

	Freq	Cable Loss	Ant Factor	Preamp Factor	Read Level	Level	Limit Line	Over Limit	Remark
	MHz	dB	dB/m	dB	dBuV	dBuV/m	dBuV/m	dB	
1 *	2462.000	5.57	28.64	41.90	105.01	97.32	74.00	23.32	peak
2	2483.500	5.60	28.67	41.91	61.42	53.78	74.00	-20.22	peak
3	2483.790	5.60	28.67	41.91	61.97	54.33	74.00	-19.67	peak



Mode:a; Polarization:Horizontal; Modulation:802.11g; bandwidth:20MHz; Channel:High

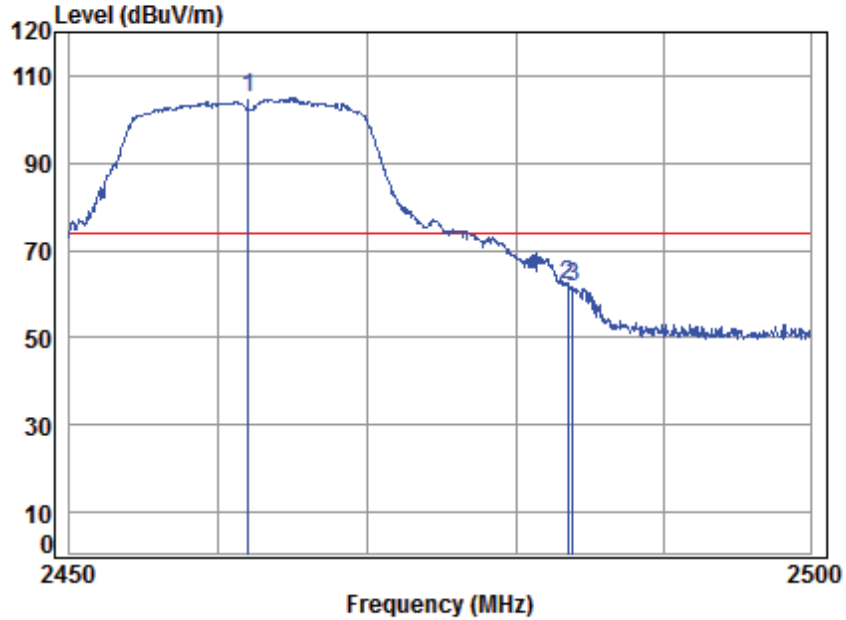


Site : chamber  
 Condition : 3m HORIZONTAL  
 Job No : 09244CR/09245CR  
 Mode : 2462 Band edge  
 Note : 2.4G WiFi 11G  
 Power Setting: 16.5

	Freq	Cable Loss	Ant Factor	Preamp Factor	Read Level	Level	Limit Line	Over Limit	Remark
	MHz	dB	dB/m	dB	dBuV	dBuV/m	dBuV/m	dB	
1 *	2462.000	5.57	28.64	41.90	97.42	89.73	54.00	35.73	Average
2	2483.500	5.60	28.67	41.91	51.92	44.28	54.00	-9.72	Average
3	2483.790	5.60	28.67	41.91	51.26	43.62	54.00	-10.38	Average



Mode:a; Polarization:Vertical; Modulation:802.11g; bandwidth:20MHz; Channel:High

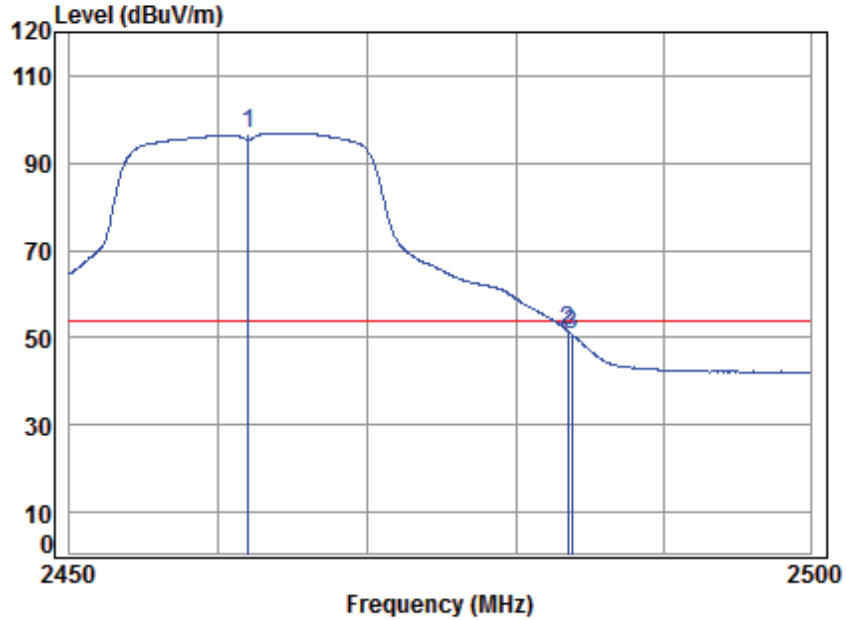


Site : chamber  
 Condition : 3m VERTICAL  
 Job No : 09244CR/09245CR  
 Mode : 2462 Band edge  
 Note : 2.4G WiFi 11G  
 Power Setting: 16.5

	Freq	Cable Loss	Ant Factor	Preamp Factor	Read Level	Level	Limit Line	Over Limit	Remark
	MHz	dB	dB/m	dB	dBuV	dBuV/m	dBuV/m	dB	
1 *	2462.000	5.57	28.64	41.90	112.58	104.89	74.00	30.89	peak
2	2483.500	5.60	28.67	41.91	69.91	62.27	74.00	-11.73	peak
3	2483.890	5.60	28.67	41.91	69.24	61.60	74.00	-12.40	peak



Mode:a; Polarization:Vertical; Modulation:802.11g; bandwidth:20MHz; Channel:High

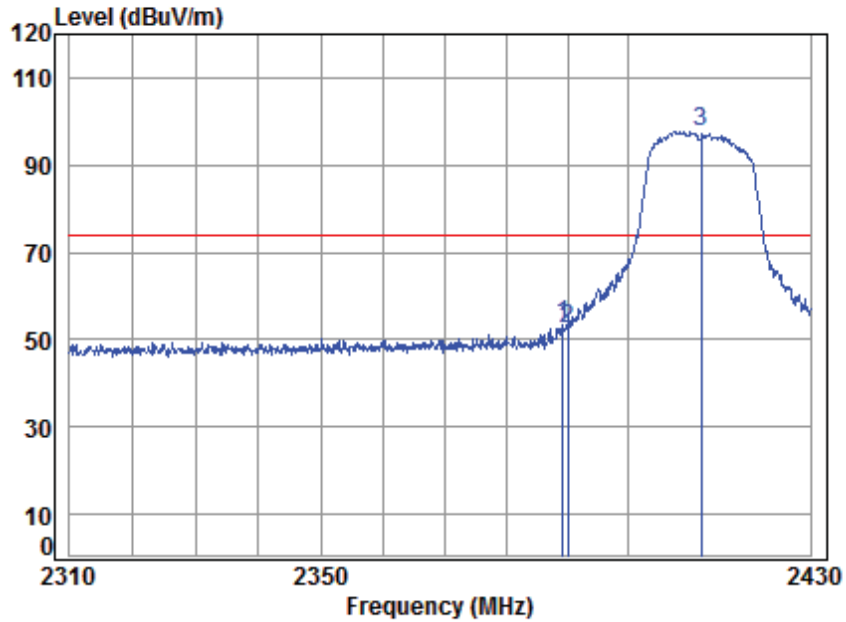


Site : chamber  
 Condition : 3m VERTICAL  
 Job No : 09244CR/09245CR  
 Mode : 2462 Band edge  
 Note : 2.4G WiFi 11G  
 Power Setting: 16.5

	Freq	Cable Loss	Ant Factor	Preamp Factor	Read Level	Level	Limit Line	Over Limit	Remark
	MHz	dB	dB/m	dB	dBuV	dBuV/m	dBuV/m	dB	
1 *	2462.000	5.57	28.64	41.90	104.62	96.93	54.00	42.93	Average
2	2483.500	5.60	28.67	41.91	59.25	51.61	54.00	-2.39	Average
3	2483.790	5.60	28.67	41.91	58.37	50.73	54.00	-3.27	Average



Mode:a; Polarization:Horizontal; Modulation:802.11n; bandwidth:20MHz; Channel:Low

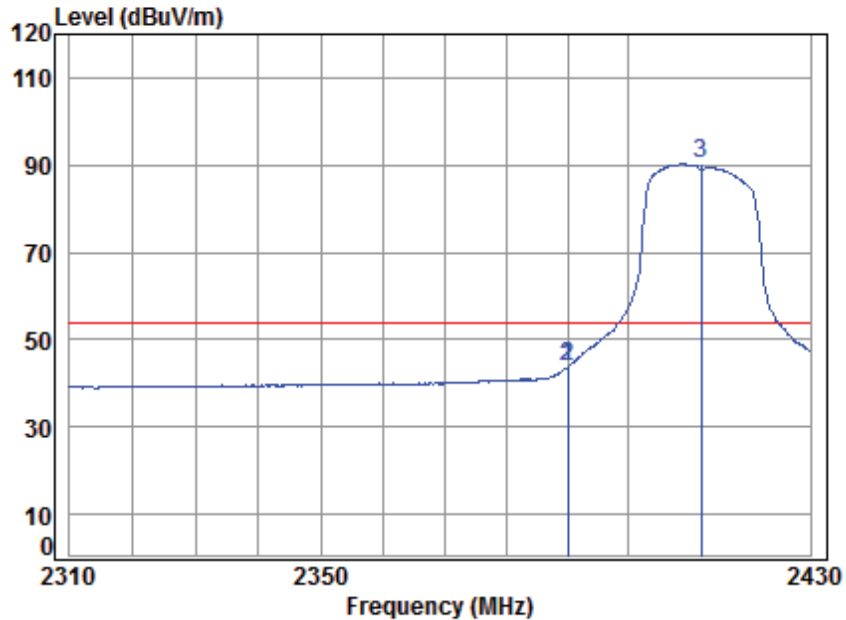


Site : chamber  
 Condition : 3m HORIZONTAL  
 Job No : 09244CR/09245CR  
 Mode : 2412 Band edge  
 Note : 2.4G WiFi 11N20  
 Power Setting: 16.5

	Freq	Cable Loss	Ant Factor	Preamp Factor	Read Level	Level	Limit Line	Over Limit	Remark
	MHz	dB	dB/m	dB	dBuV	dBuV/m	dBuV/m	dB	
1	2389.242	5.47	28.52	41.87	61.45	53.57	74.00	-20.43	peak
2	2390.000	5.47	28.52	41.87	60.47	52.59	74.00	-21.41	peak
3 *	2412.000	5.50	28.56	41.88	105.50	97.68	74.00	23.68	peak



Mode:a; Polarization:Horizontal; Modulation:802.11n; bandwidth:20MHz; Channel:Low

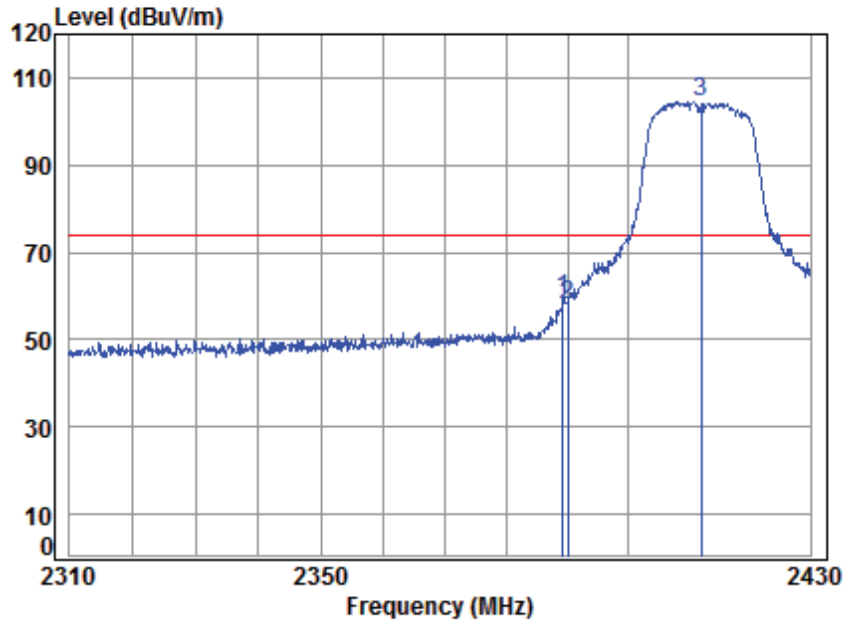


Site : chamber  
 Condition : 3m HORIZONTAL  
 Job No : 09244CR/09245CR  
 Mode : 2412 Band edge  
 Note : 2.4G WiFi 11N20  
 Power Setting: 16.5

	Freq	Cable Loss	Ant Factor	Preamp Factor	Read Level	Level	Limit Line	Over Limit	Remark
	MHz	dB	dB/m	dB	dBuV	dBuV/m	dBuV/m	dB	
1	2389.968	5.47	28.52	41.87	51.61	43.73	54.00	-10.27	Average
2	2390.000	5.47	28.52	41.87	51.61	43.73	54.00	-10.27	Average
3 *	2412.000	5.50	28.56	41.88	97.99	90.17	54.00	36.17	Average



Mode:a; Polarization:Vertical; Modulation:802.11n; bandwidth:20MHz; Channel:Low



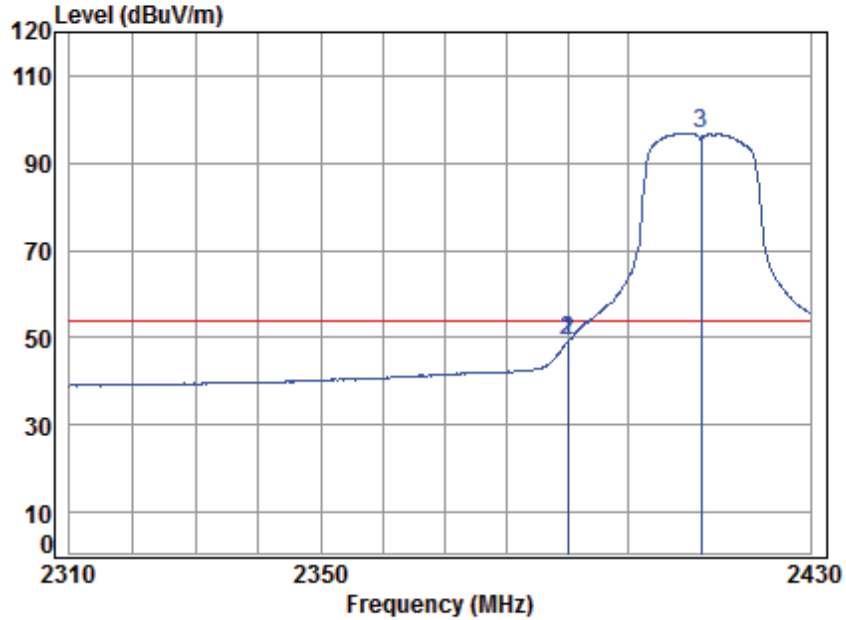
Site : chamber  
 Condition : 3m VERTICAL  
 Job No : 09244CR/09245CR  
 Mode : 2412 Band edge  
 Note : 2.4G WiFi 11N20  
 Power Setting: 16.5

	Freq	Cable Loss	Ant Factor	Preamp Factor	Read Level	Level	Limit Line	Over Limit	Remark
	MHz	dB	dB/m	dB	dBuV	dBuV/m	dBuV/m	dB	
1	2389.242	5.47	28.52	41.87	67.15	59.27	74.00	-14.73	peak
2	2390.000	5.47	28.52	41.87	65.92	58.04	74.00	-15.96	peak
3 *	2412.000	5.50	28.56	41.88	112.25	104.43	74.00	30.43	peak





Mode:a; Polarization:Vertical; Modulation:802.11n; bandwidth:20MHz; Channel:Low

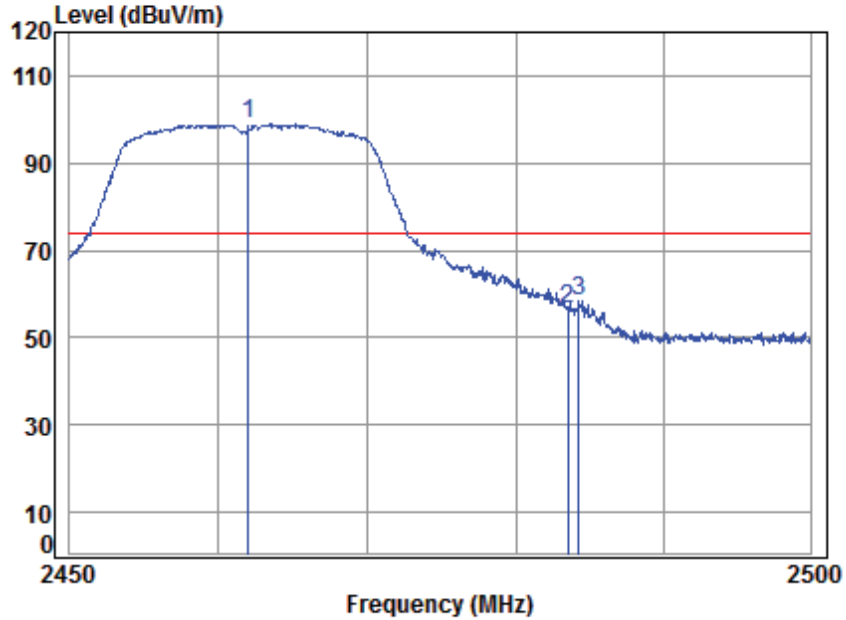


Site : chamber  
 Condition : 3m VERTICAL  
 Job No : 09244CR/09245CR  
 Mode : 2412 Band edge  
 Note : 2.4G WiFi 11N20  
 Power Setting: 16.5

	Freq	Cable Loss	Ant Factor	Preamp Factor	Read Level	Level	Limit Line	Over Limit	Remark
	MHz	dB	dB/m	dB	dBuV	dBuV/m	dBuV/m	dB	
1	2389.968	5.47	28.52	41.87	56.94	49.06	54.00	-4.94	Average
2	2390.000	5.47	28.52	41.87	56.94	49.06	54.00	-4.94	Average
3 *	2412.000	5.50	28.56	41.88	104.59	96.77	54.00	42.77	Average



Mode:a; Polarization:Horizontal; Modulation:802.11n; bandwidth:20MHz; Channel:High

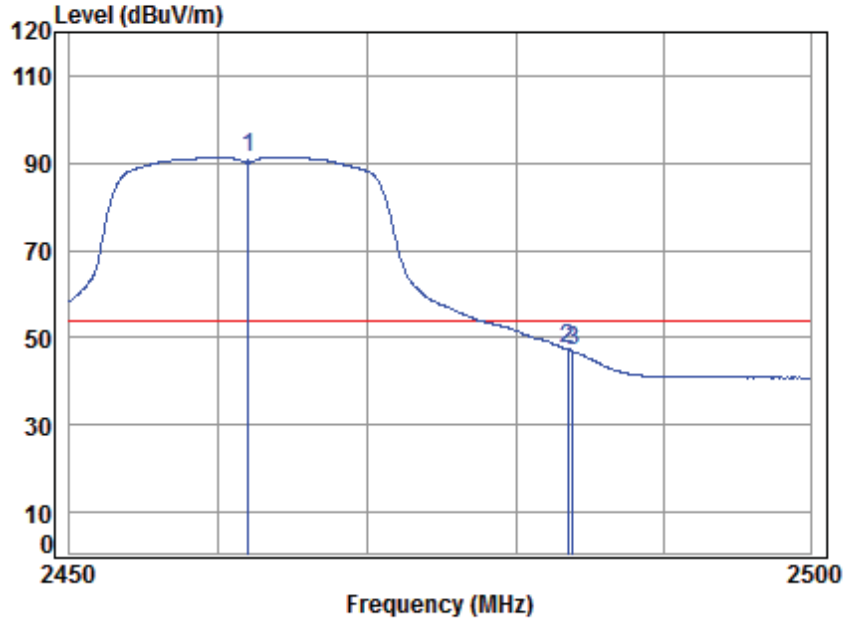


Site : chamber  
 Condition : 3m HORIZONTAL  
 Job No : 09244CR/09245CR  
 Mode : 2462 Band edge  
 Note : 2.4G WiFi 11N20  
 Power Setting: 16.5

	Freq	Cable Loss	Ant Factor	Preamp Factor	Read Level	Level	Limit Line	Over Limit	Remark
	MHz	dB	dB/m	dB	dBuV	dBuV/m	dBuV/m	dB	
1 *	2462.000	5.57	28.64	41.90	106.53	98.84	74.00	24.84	peak
2	2483.500	5.60	28.67	41.91	64.27	56.63	74.00	-17.37	peak
3	2484.241	5.60	28.67	41.91	66.02	58.38	74.00	-15.62	peak



Mode:a; Polarization:Horizontal; Modulation:802.11n; bandwidth:20MHz; Channel:High

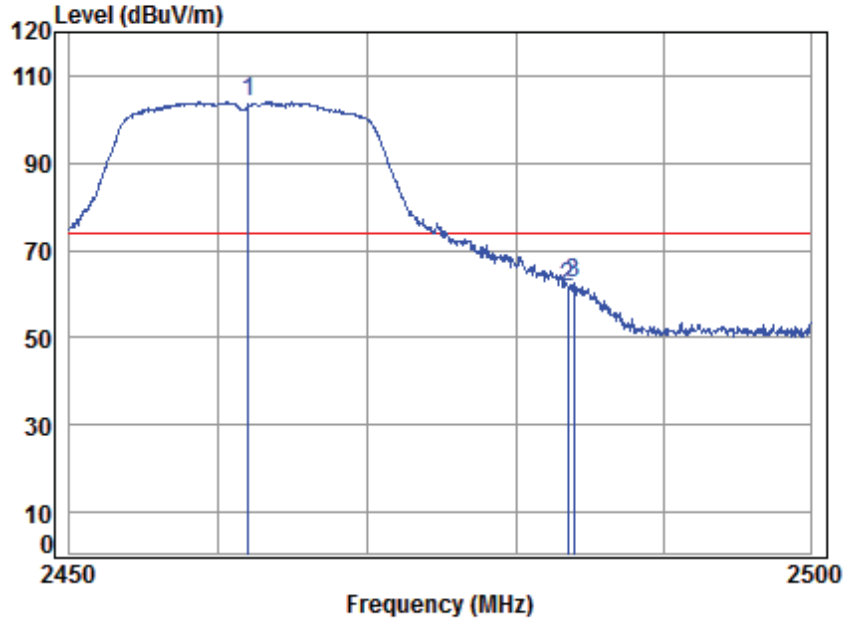


Site : chamber  
 Condition : 3m HORIZONTAL  
 Job No : 09244CR/09245CR  
 Mode : 2462 Band edge  
 Note : 2.4G WiFi 11N20  
 Power Setting: 16.5

	Freq	Cable Loss	Ant Factor	Preamp Factor	Read Level	Level	Limit Line	Over Limit	Remark
	MHz	dB	dB/m	dB	dBuV	dBuV/m	dBuV/m	dB	
1 *	2462.000	5.57	28.64	41.90	99.02	91.33	54.00	37.33	Average
2	2483.500	5.60	28.67	41.91	54.96	47.32	54.00	-6.68	Average
3	2483.890	5.60	28.67	41.91	54.51	46.87	54.00	-7.13	Average



Mode:a; Polarization:Vertical; Modulation:802.11n; bandwidth:20MHz; Channel:High

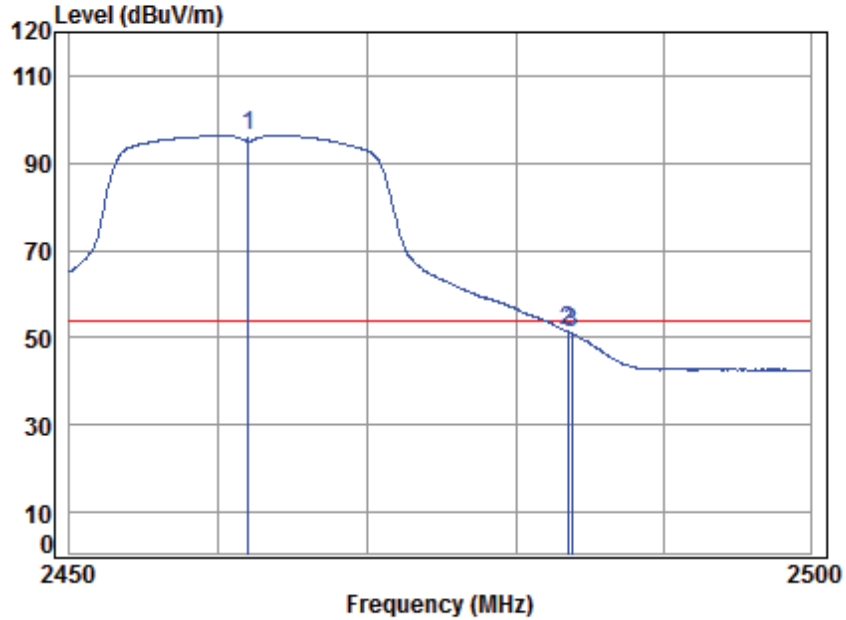


Site : chamber  
 Condition : 3m VERTICAL  
 Job No : 09244CR/09245CR  
 Mode : 2462 Band edge  
 Note : 2.4G WiFi 11N20  
 Power Setting: 16.5

	Freq	Cable Loss	Ant Factor	Preamp Factor	Read Level	Level	Limit Line	Over Limit	Remark
	MHz	dB	dB/m	dB	dBuV	dBuV/m	dBuV/m	dB	
1 *	2462.000	5.57	28.64	41.90	111.63	103.94	74.00	29.94	peak
2	2483.500	5.60	28.67	41.91	69.08	61.44	74.00	-12.56	peak
3	2483.940	5.60	28.67	41.91	69.93	62.29	74.00	-11.71	peak



Mode:a; Polarization:Vertical; Modulation:802.11n; bandwidth:20MHz; Channel:High

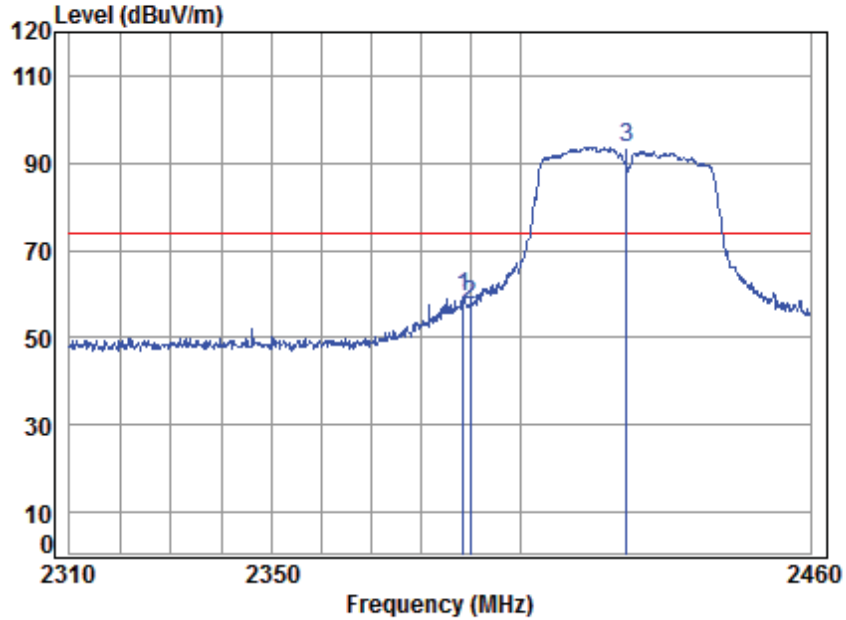


Site : chamber  
 Condition : 3m VERTICAL  
 Job No : 09244CR/09245CR  
 Mode : 2462 Band edge  
 Note : 2.4G WiFi 11N20  
 Power Setting: 16.5

	Freq	Cable Loss	Ant Factor	Preamp Factor	Read Level	Level	Limit Line	Over Limit	Remark
	MHz	dB	dB/m	dB	dBuV	dBuV/m	dBuV/m	dB	
1 *	2462.000	5.57	28.64	41.90	103.88	96.19	54.00	42.19	Average
2	2483.500	5.60	28.67	41.91	59.01	51.37	54.00	-2.63	Average
3	2483.790	5.60	28.67	41.91	58.63	50.99	54.00	-3.01	Average



Mode:a; Polarization:Horizontal; Modulation:802.11n; bandwidth:40MHz; Channel:Low

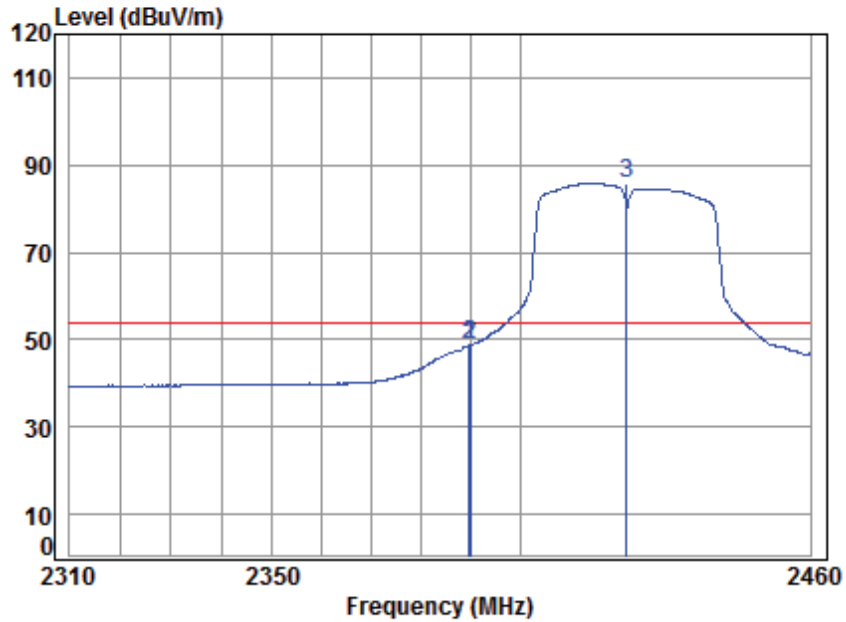


Site : chamber  
 Condition : 3m HORIZONTAL  
 Job No : 09244CR/09245CR  
 Mode : 2422 Band edge  
 Note : 2.4G WiFi 11N40  
 Power Setting: 16.5

	Freq	Cable Loss	Ant Factor	Preamp Factor	Read Level	Level	Limit Line	Over Limit	Remark
	MHz	dB	dB/m	dB	dBuV	dBuV/m	dBuV/m	dB	
1	2388.625	5.47	28.52	41.87	67.34	59.46	74.00	-14.54	peak
2	2390.000	5.47	28.52	41.87	65.53	57.65	74.00	-16.35	peak
3 *	2422.000	5.52	28.57	41.89	101.41	93.61	74.00	19.61	peak



Mode:a; Polarization:Horizontal; Modulation:802.11n; bandwidth:40MHz; Channel:Low

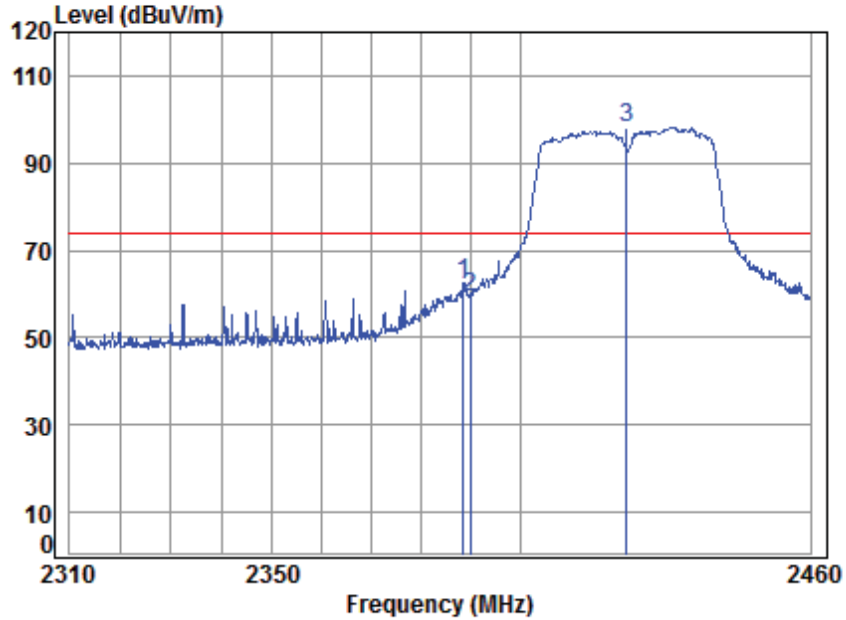


Site : chamber  
 Condition : 3m HORIZONTAL  
 Job No : 09244CR/09245CR  
 Mode : 2422 Band edge  
 Note : 2.4G WiFi 11N40  
 Power Setting: 16.5

	Freq	Cable Loss	Ant Factor	Preamp Factor	Read Level	Level	Limit Line	Over Limit	Remark
	MHz	dB	dB/m	dB	dBuV	dBuV/m	dBuV/m	dB	
1	2389.827	5.47	28.52	41.87	56.63	48.75	54.00	-5.25	Average
2	2390.000	5.47	28.52	41.87	56.63	48.75	54.00	-5.25	Average
3 *	2422.000	5.52	28.57	41.89	93.68	85.88	54.00	31.88	Average



Mode:a; Polarization:Vertical; Modulation:802.11n; bandwidth:40MHz; Channel:Low



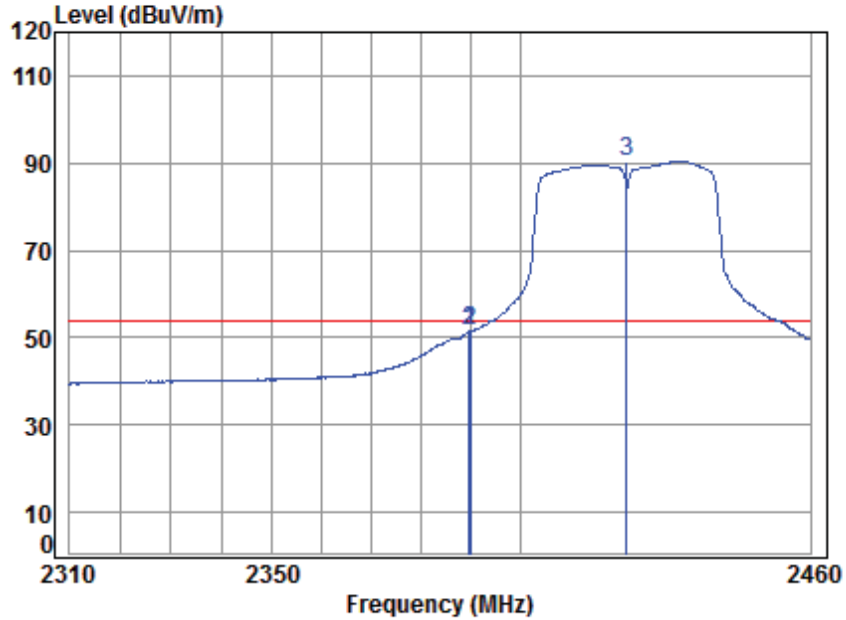
Site : chamber  
 Condition : 3m VERTICAL  
 Job No : 09244CR/09245CR  
 Mode : 2422 Band edge  
 Note : 2.4G WiFi 11N40  
 Power Setting: 15

	Freq	Cable Loss	Ant Factor	Preamp Factor	Read Level	Level	Limit Line	Over Limit	Remark
	MHz	dB	dB/m	dB	dBuV	dBuV/m	dBuV/m	dB	
1	2388.625	5.47	28.52	41.87	70.32	62.44	74.00	-11.56	peak
2	2390.000	5.47	28.52	41.87	67.40	59.52	74.00	-14.48	peak
3 *	2422.000	5.52	28.57	41.89	106.07	98.27	74.00	24.27	peak





Mode:a; Polarization:Vertical; Modulation:802.11n; bandwidth:40MHz; Channel:Low

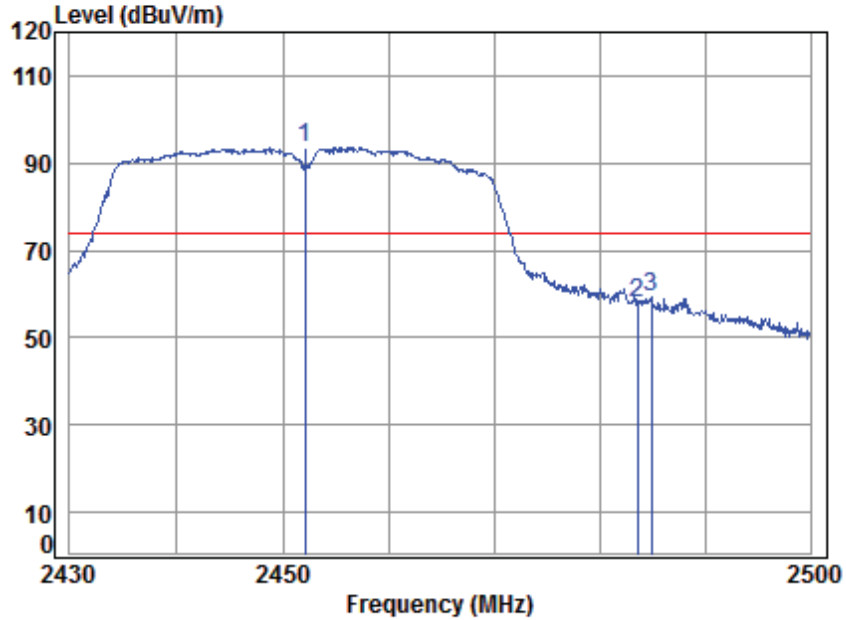


Site : chamber  
 Condition : 3m VERTICAL  
 Job No : 09244CR/09245CR  
 Mode : 2422 Band edge  
 Note : 2.4G WiFi 11N40  
 Power Setting: 15

	Freq	Cable Loss	Ant Factor	Preamp Factor	Read Level	Limit Level	Over Limit	Remark
	MHz	dB	dB/m	dB	dBuV	dBuV/m	dBuV/m	dB
1	2389.827	5.47	28.52	41.87	59.23	51.35	54.00	-2.65 Average
2	2390.000	5.47	28.52	41.87	59.25	51.37	54.00	-2.63 Average
3 *	2422.000	5.52	28.57	41.89	98.10	90.30	54.00	36.30 Average



Mode:a; Polarization:Horizontal; Modulation:802.11n; bandwidth:40MHz; Channel:High

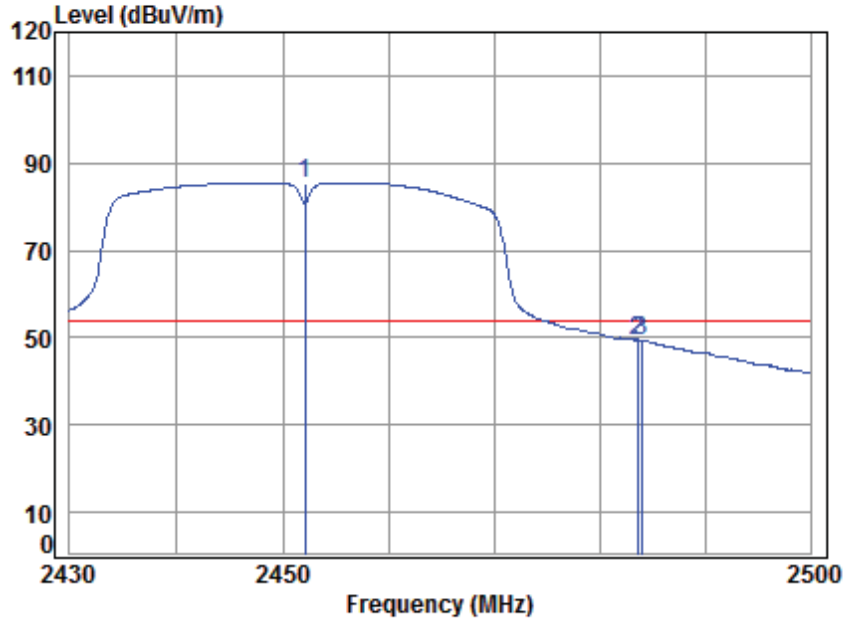


Site : chamber  
 Condition : 3m HORIZONTAL  
 Job No : 09244CR/09245CR  
 Mode : 2452 Band edge  
 Note : 2.4G WiFi 11N40  
 Power Setting: 16.5

	Freq	Cable Loss	Ant Factor	Preamp Factor	Read Level	Level	Limit Line	Over Limit	Remark
	MHz	dB	dB/m	dB	dBuV	dBuV/m	dBuV/m	dB	
1 *	2452.000	5.56	28.62	41.90	101.26	93.54	74.00	19.54	peak
2	2483.500	5.60	28.67	41.91	65.54	57.90	74.00	-16.10	peak
3	2484.782	5.60	28.68	41.91	67.09	59.46	74.00	-14.54	peak



Mode:a; Polarization:Horizontal; Modulation:802.11n; bandwidth:40MHz; Channel:High

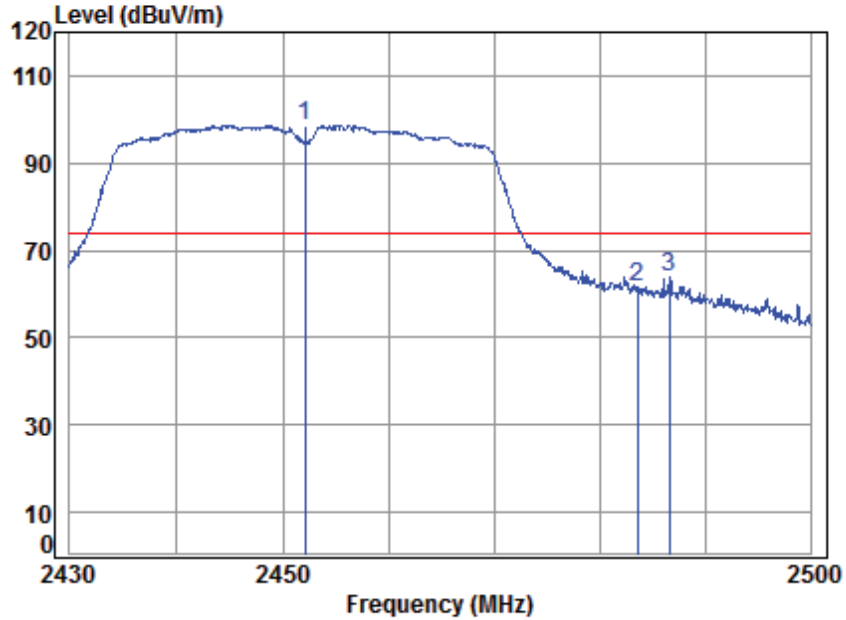


Site : chamber  
 Condition : 3m HORIZONTAL  
 Job No : 09244CR/09245CR  
 Mode : 2452 Band edge  
 Note : 2.4G WiFi 11N40  
 Power Setting: 16.5

	Freq	Cable Loss	Ant Factor	Preamp Factor	Read Level	Level	Limit Line	Over Limit	Remark
	MHz	dB	dB/m	dB	dBuV	dBuV/m	dBuV/m	dB	
1 *	2452.000	5.56	28.62	41.90	93.19	85.47	54.00	31.47	Average
2	2483.500	5.60	28.67	41.91	57.10	49.46	54.00	-4.54	Average
3	2483.865	5.60	28.67	41.91	57.06	49.42	54.00	-4.58	Average



Mode:a; Polarization:Vertical; Modulation:802.11n; bandwidth:40MHz; Channel:High

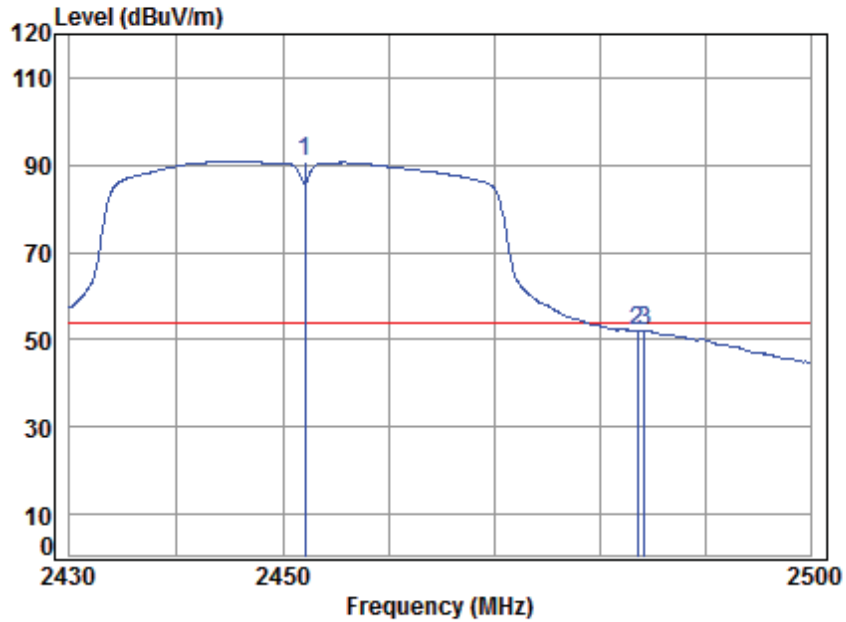


Site : chamber  
 Condition : 3m VERTICAL  
 Job No : 09244CR/09245CR  
 Mode : 2452 Band edge  
 Note : 2.4G WiFi 11N40  
 Power Setting: 13.5

	Freq	Cable Loss	Ant Factor	Preamp Factor	Read Level	Level	Limit Line	Over Limit	Remark
	MHz	dB	dB/m	dB	dBuV	dBuV/m	dBuV/m	dB	
1 *	2452.000	5.56	28.62	41.90	106.41	98.69	74.00	24.69	peak
2	2483.500	5.60	28.67	41.91	69.08	61.44	74.00	-12.56	peak
3	2486.547	5.60	28.68	41.91	71.71	64.08	74.00	-9.92	peak



Mode:a; Polarization:Vertical; Modulation:802.11n; bandwidth:40MHz; Channel:High



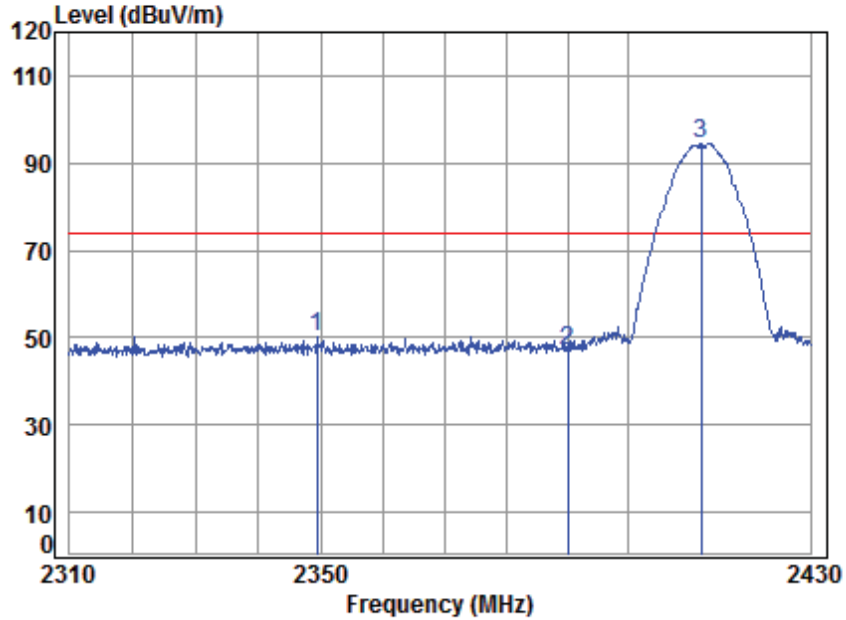
Site : chamber  
 Condition : 3m VERTICAL  
 Job No : 09244CR/09245CR  
 Mode : 2452 Band edge  
 Note : 2.4G WiFi 11N40  
 Power Setting: 13.5

	Freq	Cable Loss	Ant Factor	Preamp Factor	Read Level	Level	Limit Line	Over Limit	Remark
	MHz	dB	dB/m	dB	dBuV	dBuV/m	dBuV/m	dB	
1 *	2452.000	5.56	28.62	41.90	98.58	90.86	54.00	36.86	Average
2	2483.500	5.60	28.67	41.91	59.62	51.98	54.00	-2.02	Average
3	2484.147	5.60	28.67	41.91	59.62	51.98	54.00	-2.02	Average



Test data for Antenna4:

Mode:a; Polarization:Horizontal; Modulation:802.11b; bandwidth:20MHz; Channel:Low

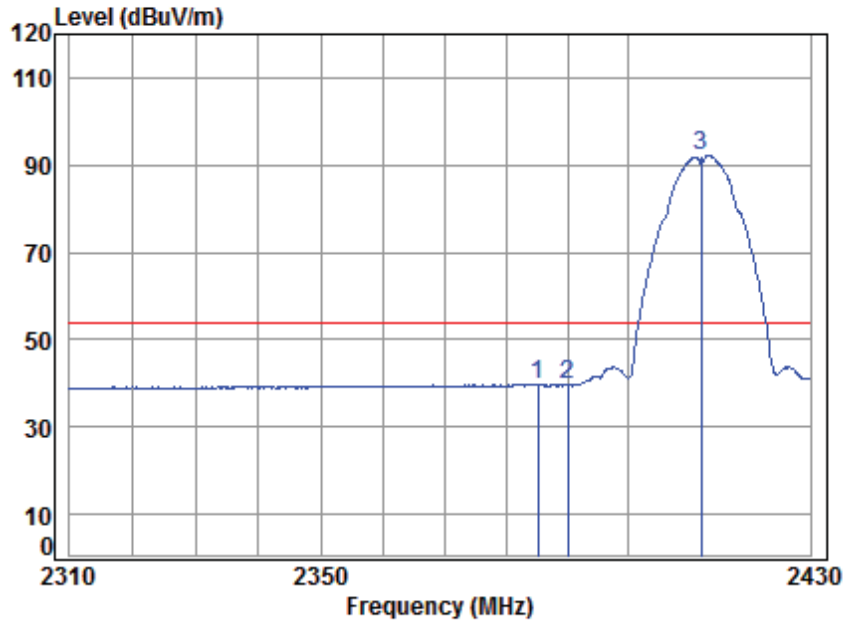


Site : chamber  
 Condition : 3m HORIZONTAL  
 Job No : 09244CR/09245CR  
 Mode : 2412 Band edge  
 Note : 2.4G WiFi 11B  
 Power Setting: 18

	Freq	Cable Loss	Ant Factor	Preamp Factor	Read Level	Level	Limit Line	Over Limit	Remark
	MHz	dB	dB/m	dB	dBuV	dBuV/m	dBuV/m	dB	
1	2349.406	5.42	28.45	41.86	58.21	50.22	74.00	-23.78	peak
2	2390.000	5.47	28.52	41.87	54.82	46.94	74.00	-27.06	peak
3 *	2412.000	5.50	28.56	41.88	102.30	94.48	74.00	20.48	peak



Mode:a; Polarization:Horizontal; Modulation:802.11b; bandwidth:20MHz; Channel:Low

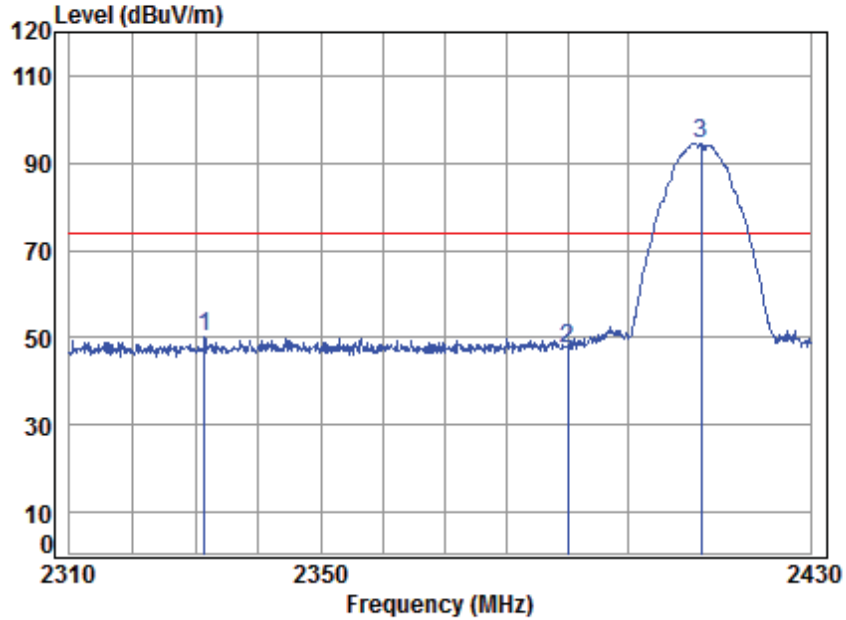


Site : chamber  
 Condition : 3m HORIZONTAL  
 Job No : 09244CR/09245CR  
 Mode : 2412 Band edge  
 Note : 2.4G WiFi 11B  
 Power Setting: 18

	Freq	Cable Loss	Ant Factor	Preamp Factor	Read Level	Level	Limit Line	Over Limit	Remark
	MHz	dB	dB/m	dB	dBuV	dBuV/m	dBuV/m	dB	
1	2385.252	5.47	28.51	41.87	47.54	39.65	54.00	-14.35	Average
2	2390.000	5.47	28.52	41.87	47.46	39.58	54.00	-14.42	Average
3 *	2412.000	5.50	28.56	41.88	99.95	92.13	54.00	38.13	Average



Mode:a; Polarization:Vertical; Modulation:802.11b; bandwidth:20MHz; Channel:Low



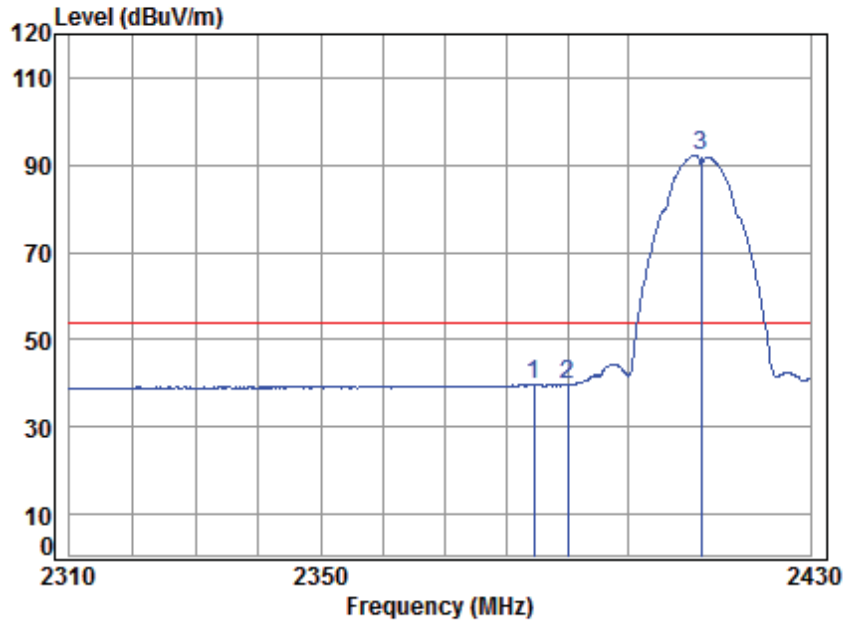
Site : chamber  
 Condition : 3m VERTICAL  
 Job No : 09244CR/09245CR  
 Mode : 2412 Band edge  
 Note : 2.4G WiFi 11B  
 Power Setting: 18

	Freq	Cable Loss	Ant Factor	Preamp Factor	Read Level	Level	Limit Line	Over Limit	Remark
	MHz	dB	dB/m	dB	dBuV	dBuV/m	dBuV/m	dB	
1	2331.390	5.39	28.42	41.85	58.17	50.13	74.00	-23.87	peak
2	2390.000	5.47	28.52	41.87	55.26	47.38	74.00	-26.62	peak
3 *	2412.000	5.50	28.56	41.88	102.46	94.64	74.00	20.64	peak





Mode:a; Polarization:Vertical; Modulation:802.11b; bandwidth:20MHz; Channel:Low

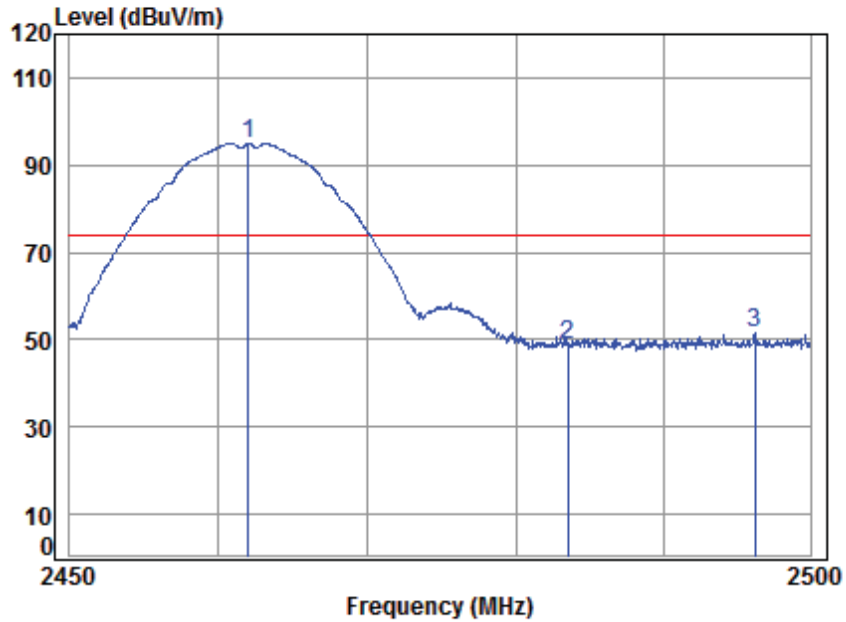


Site : chamber  
 Condition : 3m VERTICAL  
 Job No : 09244CR/09245CR  
 Mode : 2412 Band edge  
 Note : 2.4G WiFi 11B  
 Power Setting: 18

	Freq	Cable Loss	Ant Factor	Preamp Factor	Read Level	Level	Limit Line	Over Limit	Remark
	MHz	dB	dB/m	dB	dBuV	dBuV/m	dBuV/m	dB	
1	2384.528	5.47	28.51	41.87	47.54	39.65	54.00	-14.35	Average
2	2390.000	5.47	28.52	41.87	47.45	39.57	54.00	-14.43	Average
3 *	2412.000	5.50	28.56	41.88	100.07	92.25	54.00	38.25	Average



Mode:a; Polarization:Horizontal; Modulation:802.11b; bandwidth:20MHz; Channel:High

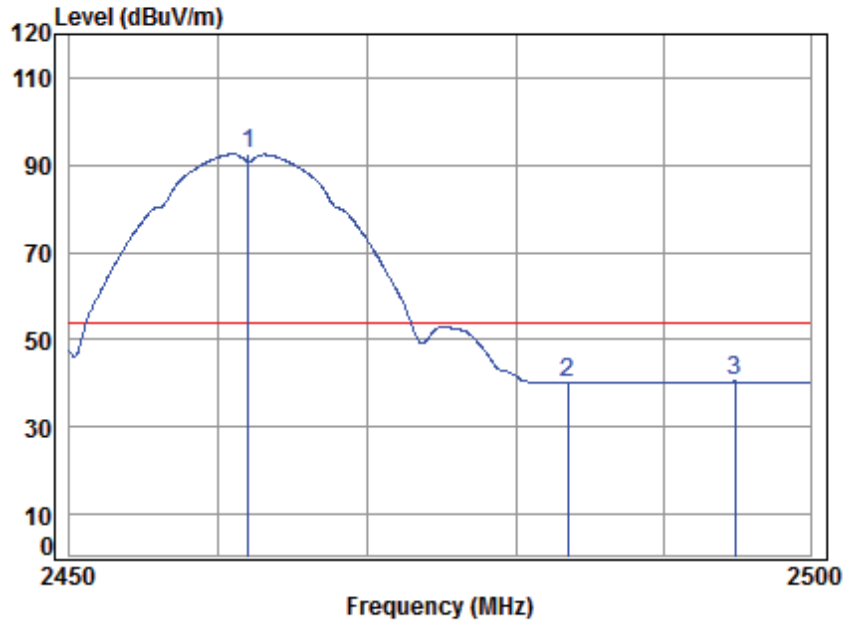


Site : chamber  
 Condition : 3m HORIZONTAL  
 Job No : 09244CR/09245CR  
 Mode : 2462 Band edge  
 Note : 2.4G WiFi 11B  
 Power Setting: 18

	Freq	Cable Loss	Ant Factor	Preamp Factor	Read Level	Level	Limit Line	Over Limit	Remark
	MHz	dB	dB/m	dB	dBuV	dBuV/m	dBuV/m	dB	
1 *	2462.000	5.57	28.64	41.90	102.63	94.94	74.00	20.94	peak
2	2483.500	5.60	28.67	41.91	56.66	49.02	74.00	-24.98	peak
3	2496.215	5.62	28.69	41.92	58.95	51.34	74.00	-22.66	peak



Mode:a; Polarization:Horizontal; Modulation:802.11b; bandwidth:20MHz; Channel:High

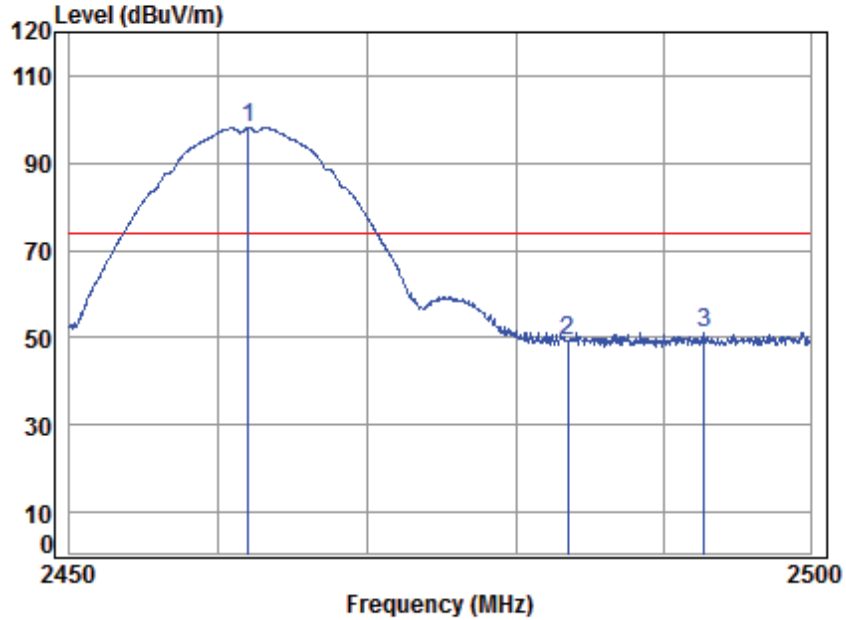


Site : chamber  
 Condition : 3m HORIZONTAL  
 Job No : 09244CR/09245CR  
 Mode : 2462 Band edge  
 Note : 2.4G WiFi 11B  
 Power Setting: 18

	Freq	Cable Loss	Ant Factor	Preamp Factor	Read Level	Level	Limit Line	Over Limit	Remark
	MHz	dB	dB/m	dB	dBuV	dBuV/m	dBuV/m	dB	
1 *	2462.000	5.57	28.64	41.90	100.19	92.50	54.00	38.50	Average
2	2483.500	5.60	28.67	41.91	47.88	40.24	54.00	-13.76	Average
3	2494.854	5.61	28.69	41.92	48.05	40.43	54.00	-13.57	Average



Mode:a; Polarization:Vertical; Modulation:802.11b; bandwidth:20MHz; Channel:High

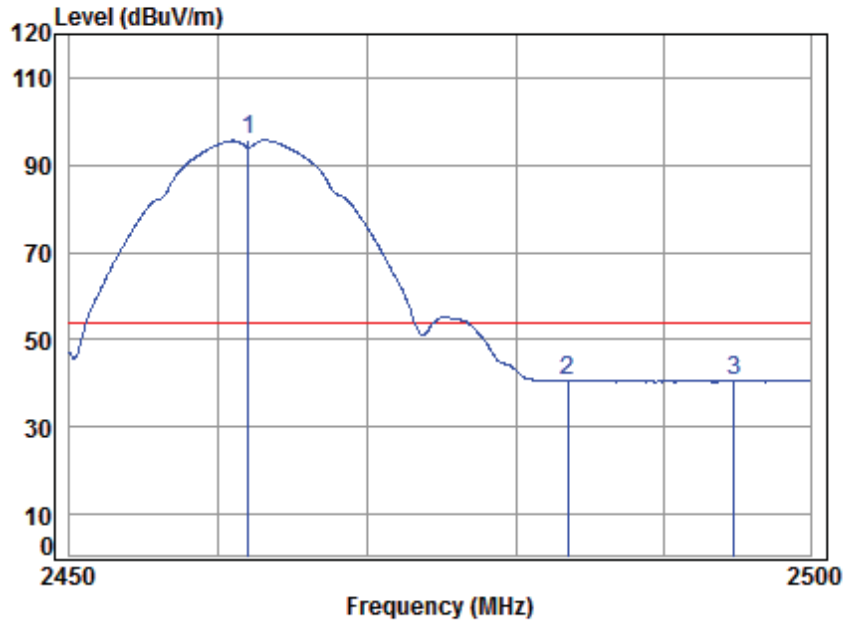


Site : chamber  
 Condition : 3m VERTICAL  
 Job No : 09244CR/09245CR  
 Mode : 2462 Band edge  
 Note : 2.4G WiFi 11B  
 Power Setting: 18

	Freq	Cable Loss	Ant Factor	Preamp Factor	Read Level	Level	Limit Line	Over Limit	Remark
	MHz	dB	dB/m	dB	dBuV	dBuV/m	dBuV/m	dB	
1 *	2462.000	5.57	28.64	41.90	105.76	98.07	74.00	24.07	peak
2	2483.500	5.60	28.67	41.91	56.87	49.23	74.00	-24.77	peak
3	2492.788	5.61	28.69	41.91	58.83	51.22	74.00	-22.78	peak



Mode:a; Polarization:Vertical; Modulation:802.11b; bandwidth:20MHz; Channel:High

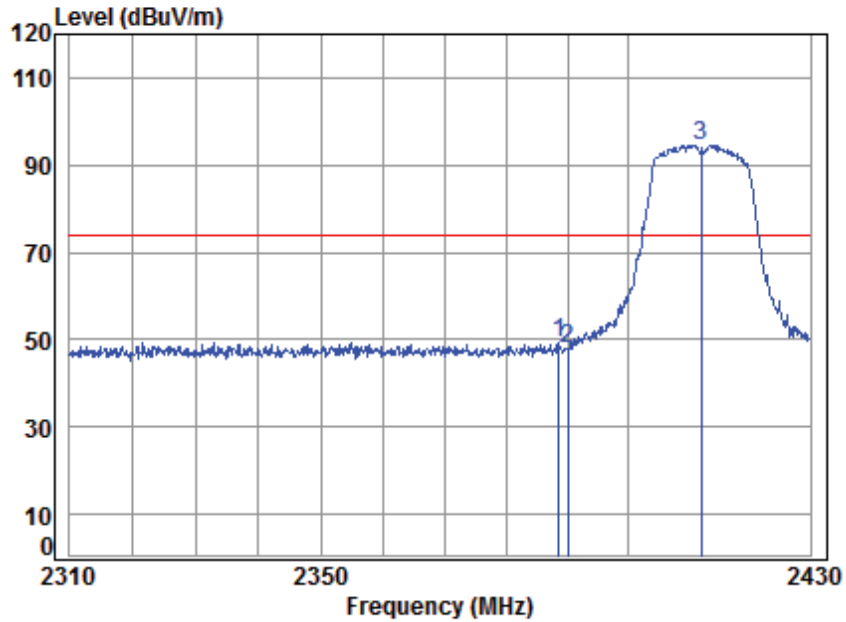


Site : chamber  
 Condition : 3m VERTICAL  
 Job No : 09244CR/09245CR  
 Mode : 2462 Band edge  
 Note : 2.4G WiFi 11B  
 Power Setting: 18

	Freq	Cable Loss	Ant Factor	Preamp Factor	Read Level	Level	Limit Line	Over Limit	Remark
	MHz	dB	dB/m	dB	dBuV	dBuV/m	dBuV/m	dB	
1 *	2462.000	5.57	28.64	41.90	103.36	95.67	54.00	41.67	Average
2	2483.500	5.60	28.67	41.91	48.39	40.75	54.00	-13.25	Average
3	2494.803	5.61	28.69	41.92	48.42	40.80	54.00	-13.20	Average



Mode:a; Polarization:Horizontal; Modulation:802.11g; bandwidth:20MHz; Channel:Low

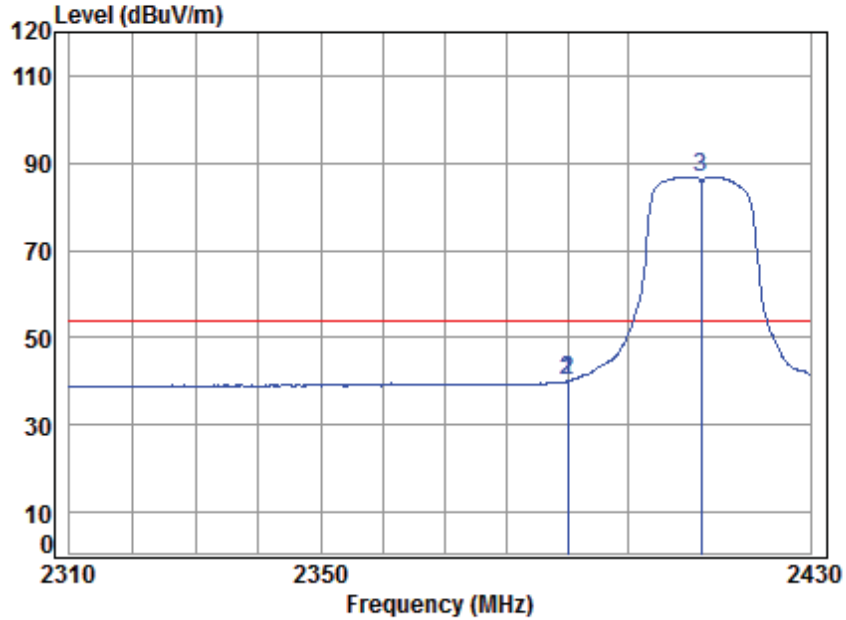


Site : chamber  
 Condition : 3m HORIZONTAL  
 Job No : 09244CR/09245CR  
 Mode : 2412 Band edge  
 Note : 2.4G WiFi 11G  
 Power Setting: 16.5

	Freq	Cable Loss	Ant Factor	Preamp Factor	Read Level	Level	Limit Line	Over Limit	Remark
	MHz	dB	dB/m	dB	dBuV	dBuV/m	dBuV/m	dB	
1	2388.637	5.47	28.52	41.87	57.22	49.34	74.00	-24.66	peak
2	2390.000	5.47	28.52	41.87	55.71	47.83	74.00	-26.17	peak
3 *	2412.000	5.50	28.56	41.88	102.44	94.62	74.00	20.62	peak



Mode:a; Polarization:Horizontal; Modulation:802.11g; bandwidth:20MHz; Channel:Low

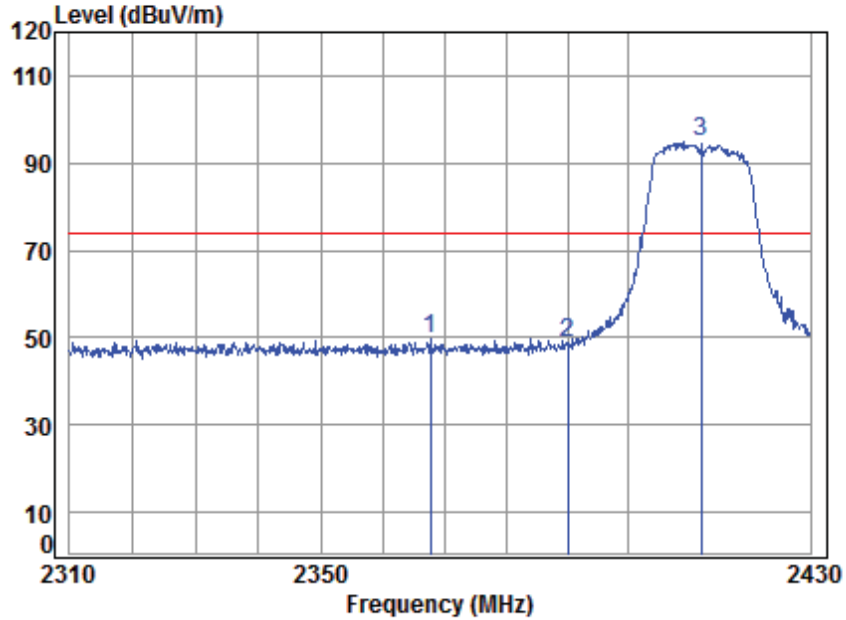


Site : chamber  
 Condition : 3m HORIZONTAL  
 Job No : 09244CR/09245CR  
 Mode : 2412 Band edge  
 Note : 2.4G WiFi 11G  
 Power Setting: 16.5

	Freq	Cable Loss	Ant Factor	Preamp Factor	Read Level	Level	Limit Line	Over Limit	Remark
	MHz	dB	dB/m	dB	dBuV	dBuV/m	dBuV/m	dB	
1	2389.968	5.47	28.52	41.87	47.89	40.01	54.00	-13.99	Average
2	2390.000	5.47	28.52	41.87	47.89	40.01	54.00	-13.99	Average
3 *	2412.000	5.50	28.56	41.88	94.70	86.88	54.00	32.88	Average



Mode:a; Polarization:Vertical; Modulation:802.11g; bandwidth:20MHz; Channel:Low



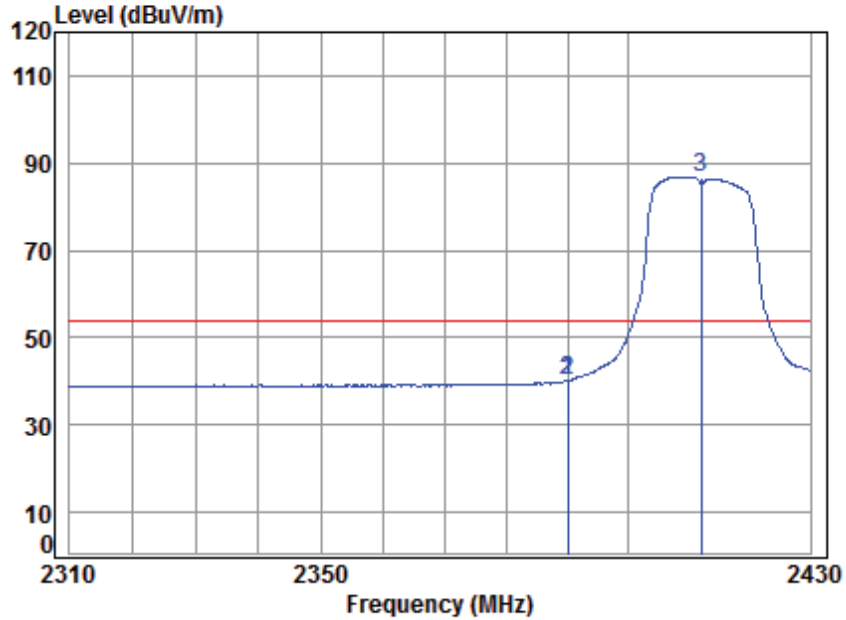
Site : chamber  
 Condition : 3m VERTICAL  
 Job No : 09244CR/09245CR  
 Mode : 2412 Band edge  
 Note : 2.4G WiFi 11G  
 Power Setting: 16.5

	Freq	Cable Loss	Ant Factor	Preamp Factor	Read Level	Level	Limit Line	Over Limit	Remark
	MHz	dB	dB/m	dB	dBuV	dBuV/m	dBuV/m	dB	
1	2367.681	5.44	28.48	41.86	57.68	49.74	74.00	-24.26	peak
2	2390.000	5.47	28.52	41.87	56.65	48.77	74.00	-25.23	peak
3 *	2412.000	5.50	28.56	41.88	102.55	94.73	74.00	20.73	peak





Mode:a; Polarization:Vertical; Modulation:802.11g; bandwidth:20MHz; Channel:Low

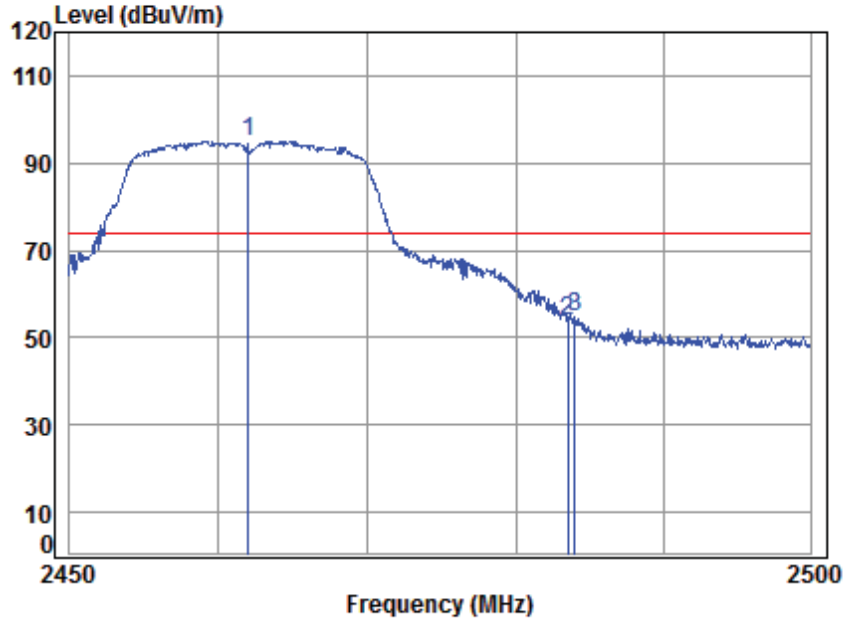


Site : chamber  
 Condition : 3m VERTICAL  
 Job No : 09244CR/09245CR  
 Mode : 2412 Band edge  
 Note : 2.4G WiFi 11G  
 Power Setting: 16.5

	Freq	Cable Loss	Ant Factor	Preamp Factor	Read Level	Level	Limit Line	Over Limit	Remark
	MHz	dB	dB/m	dB	dBuV	dBuV/m	dBuV/m	dB	
1	2389.968	5.47	28.52	41.87	48.01	40.13	54.00	-13.87	Average
2	2390.000	5.47	28.52	41.87	48.01	40.13	54.00	-13.87	Average
3 *	2412.000	5.50	28.56	41.88	94.68	86.86	54.00	32.86	Average



Mode:a; Polarization:Horizontal; Modulation:802.11g; bandwidth:20MHz; Channel:High

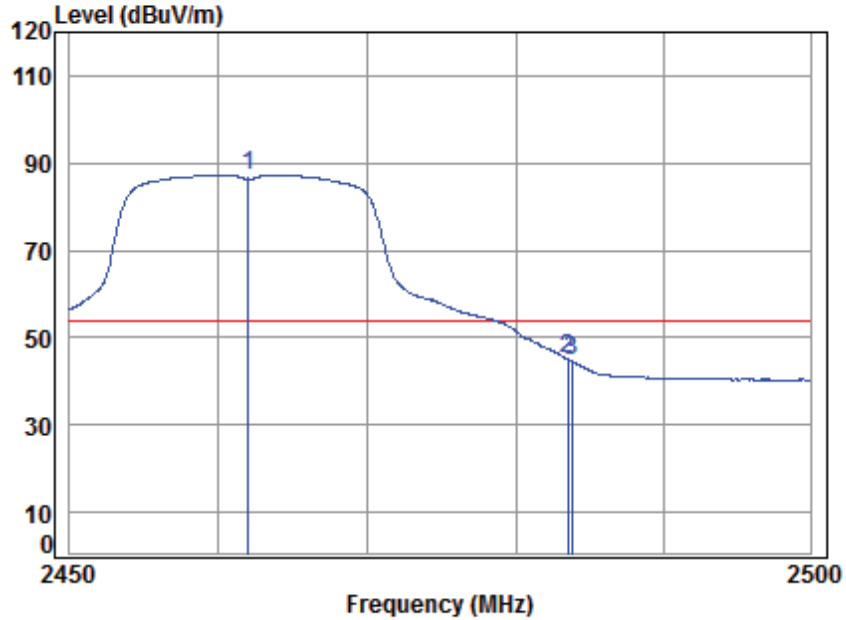


Site : chamber  
 Condition : 3m HORIZONTAL  
 Job No : 09244CR/09245CR  
 Mode : 2462 Band edge  
 Note : 2.4G WiFi 11G  
 Power Setting: 16.5

	Freq	Cable Loss	Ant Factor	Preamp Factor	Read Level	Level	Limit Line	Over Limit	Remark
	MHz	dB	dB/m	dB	dBuV	dBuV/m	dBuV/m	dB	
1 *	2462.000	5.57	28.64	41.90	102.80	95.11	74.00	21.11	peak
2	2483.500	5.60	28.67	41.91	61.69	54.05	74.00	-19.95	peak
3	2483.990	5.60	28.67	41.91	62.56	54.92	74.00	-19.08	peak



Mode:a; Polarization:Horizontal; Modulation:802.11g; bandwidth:20MHz; Channel:High

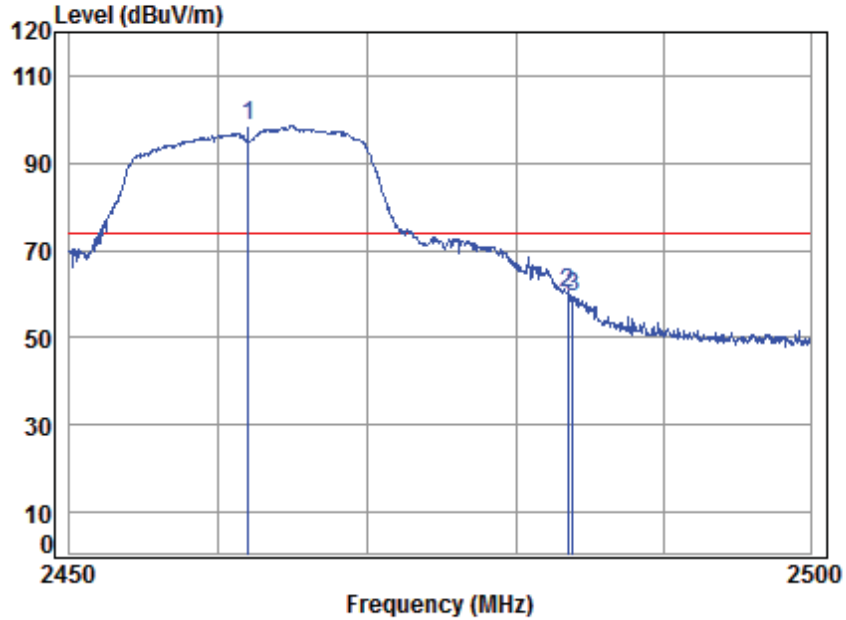


Site : chamber  
 Condition : 3m HORIZONTAL  
 Job No : 09244CR/09245CR  
 Mode : 2462 Band edge  
 Note : 2.4G WiFi 11G  
 Power Setting: 16.5

	Freq	Cable Loss	Ant Factor	Preamp Factor	Read Level	Level	Limit Line	Over Limit	Remark
	MHz	dB	dB/m	dB	dBuV	dBuV/m	dBuV/m	dB	
1 *	2462.000	5.57	28.64	41.90	94.90	87.21	54.00	33.21	Average
2	2483.500	5.60	28.67	41.91	52.83	45.19	54.00	-8.81	Average
3	2483.790	5.60	28.67	41.91	52.19	44.55	54.00	-9.45	Average



Mode:a; Polarization:Vertical; Modulation:802.11g; bandwidth:20MHz; Channel:High

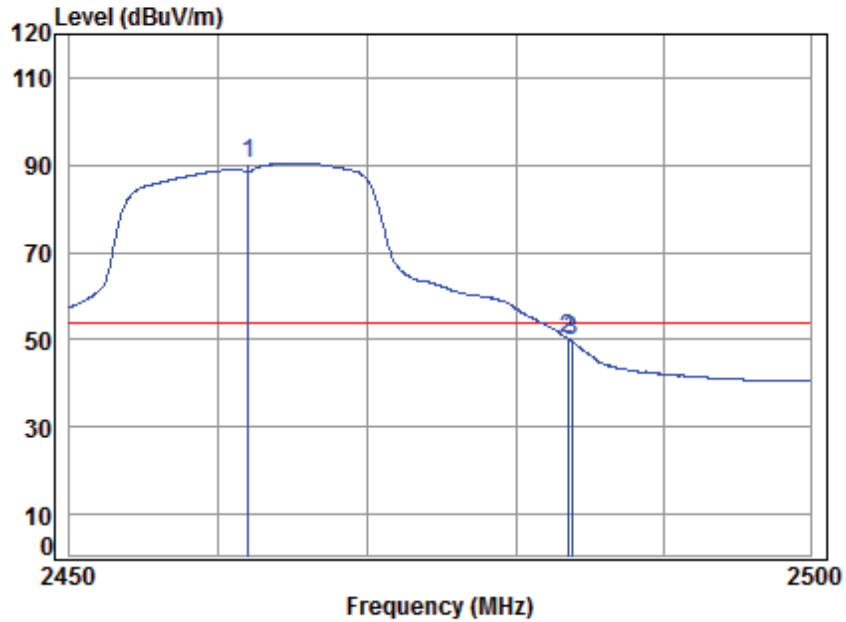


Site : chamber  
 Condition : 3m VERTICAL  
 Job No : 09244CR/09245CR  
 Mode : 2462 Band edge  
 Note : 2.4G WiFi 11G  
 Power Setting: 16.5

	Freq	Cable Loss	Ant Factor	Preamp Factor	Read Level	Level	Limit Line	Over Limit	Remark
	MHz	dB	dB/m	dB	dBuV	dBuV/m	dBuV/m	dB	
1 *	2462.000	5.57	28.64	41.90	106.10	98.41	74.00	24.41	peak
2	2483.500	5.60	28.67	41.91	67.92	60.28	74.00	-13.72	peak
3	2483.840	5.60	28.67	41.91	67.06	59.42	74.00	-14.58	peak



Mode:a; Polarization:Vertical; Modulation:802.11g; bandwidth:20MHz; Channel:High

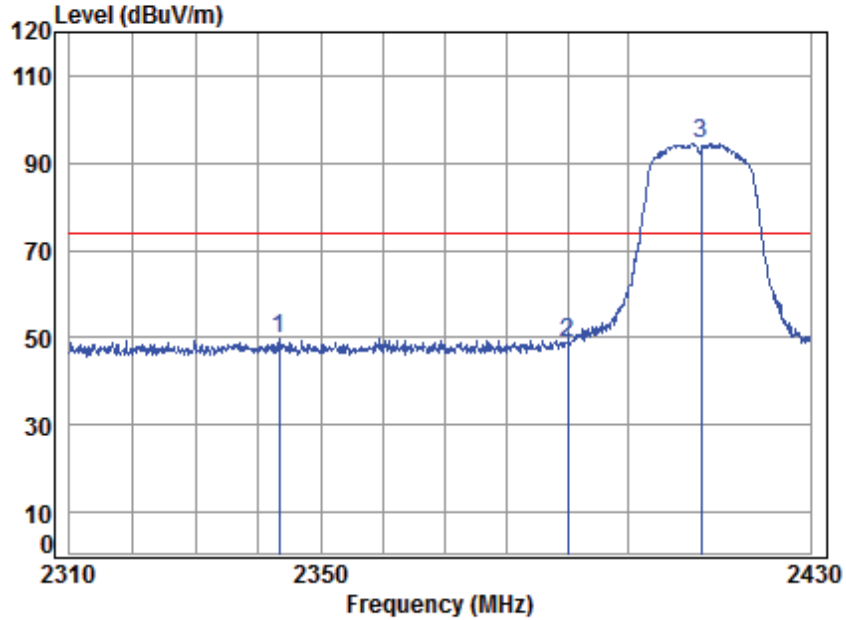


Site : chamber  
 Condition : 3m VERTICAL  
 Job No : 09244CR/09245CR  
 Mode : 2462 Band edge  
 Note : 2.4G WiFi 11G  
 Power Setting: 16.5

	Freq	Cable Loss	Ant Factor	Preamp Factor	Read Level	Level	Limit Line	Over Limit	Remark
	MHz	dB	dB/m	dB	dBuV	dBuV/m	dBuV/m	dB	
1 *	2462.000	5.57	28.64	41.90	98.19	90.50	54.00	36.50	Average
2	2483.500	5.60	28.67	41.91	57.93	50.29	54.00	-3.71	Average
3	2483.790	5.60	28.67	41.91	57.22	49.58	54.00	-4.42	Average



Mode:a; Polarization:Horizontal; Modulation:802.11n; bandwidth:20MHz; Channel:Low

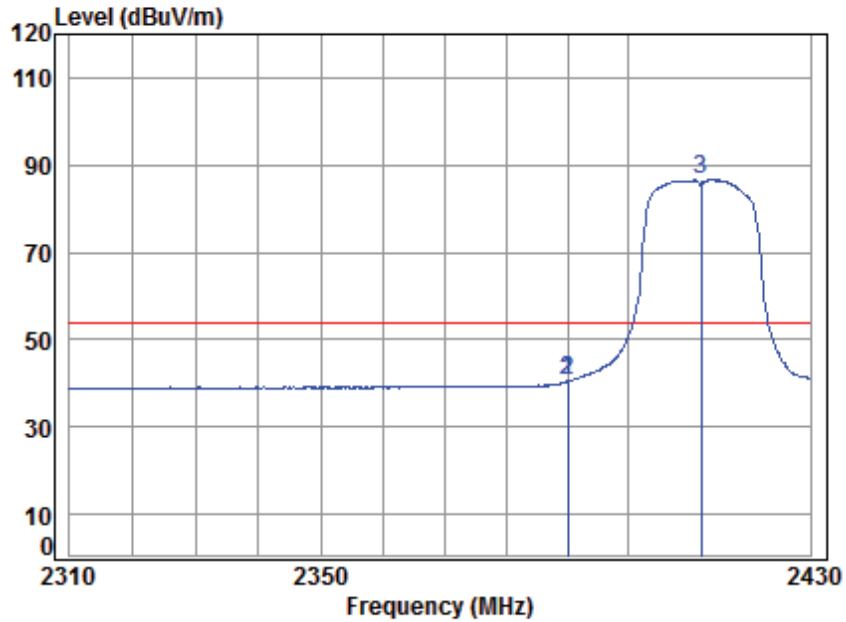


Site : chamber  
 Condition : 3m HORIZONTAL  
 Job No : 09244CR/09245CR  
 Mode : 2412 Band edge  
 Note : 2.4G WiFi 11N20  
 Power Setting: 16.5

	Freq	Cable Loss	Ant Factor	Preamp Factor	Read Level	Level	Limit Line	Over Limit	Remark
	MHz	dB	dB/m	dB	dBuV	dBuV/m	dBuV/m	dB	
1	2343.346	5.41	28.44	41.85	57.76	49.76	74.00	-24.24	peak
2	2390.000	5.47	28.52	41.87	56.92	49.04	74.00	-24.96	peak
3 *	2412.000	5.50	28.56	41.88	102.28	94.46	74.00	20.46	peak



Mode:a; Polarization:Horizontal; Modulation:802.11n; bandwidth:20MHz; Channel:Low

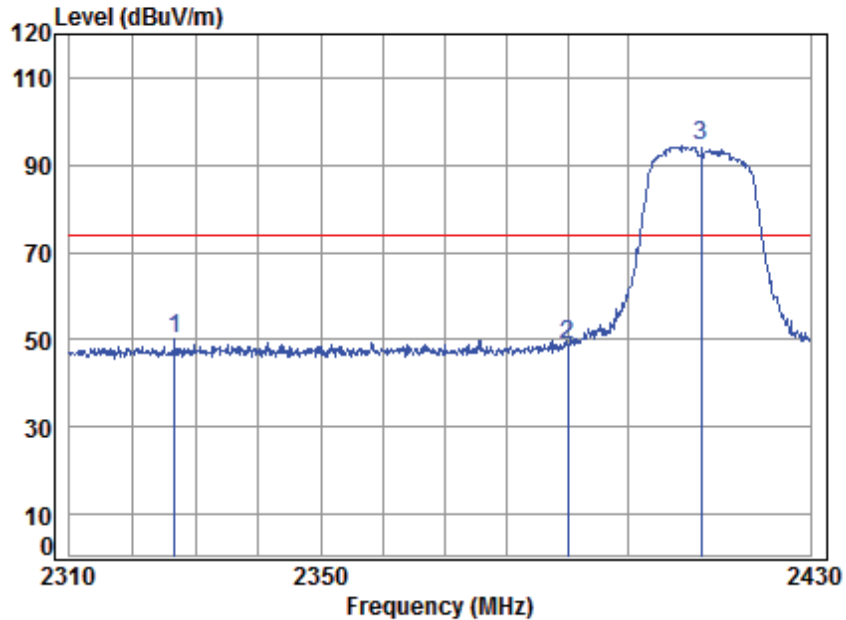


Site : chamber  
 Condition : 3m HORIZONTAL  
 Job No : 09244CR/09245CR  
 Mode : 2412 Band edge  
 Note : 2.4G WiFi 11N20  
 Power Setting: 16.5

	Freq	Cable Loss	Ant Factor	Preamp Factor	Read Level	Level	Limit Line	Over Limit	Remark
	MHz	dB	dB/m	dB	dBuV	dBuV/m	dBuV/m	dB	
1	2389.968	5.47	28.52	41.87	48.31	40.43	54.00	-13.57	Average
2	2390.000	5.47	28.52	41.87	48.31	40.43	54.00	-13.57	Average
3 *	2412.000	5.50	28.56	41.88	94.36	86.54	54.00	32.54	Average



Mode:a; Polarization:Vertical; Modulation:802.11n; bandwidth:20MHz; Channel:Low



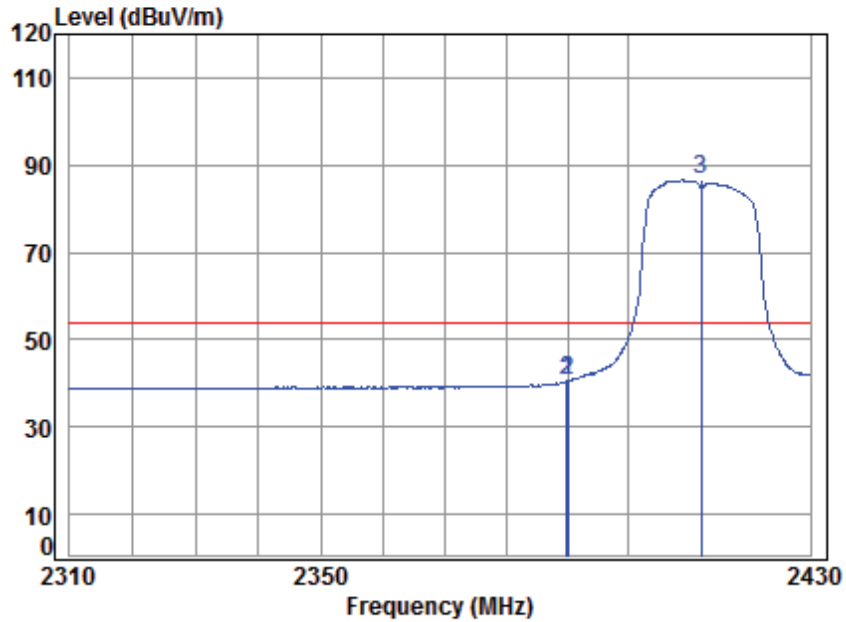
Site : chamber  
 Condition : 3m VERTICAL  
 Job No : 09244CR/09245CR  
 Mode : 2412 Band edge  
 Note : 2.4G WiFi 11N20  
 Power Setting: 16.5

	Freq	Cable Loss	Ant Factor	Preamp Factor	Read Level	Level	Limit Line	Over Limit	Remark
	MHz	dB	dB/m	dB	dBuV	dBuV/m	dBuV/m	dB	
1	2326.672	5.39	28.41	41.85	58.08	50.03	74.00	-23.97	peak
2	2390.000	5.47	28.52	41.87	56.73	48.85	74.00	-25.15	peak
3 *	2412.000	5.50	28.56	41.88	102.06	94.24	74.00	20.24	peak





Mode:a; Polarization:Vertical; Modulation:802.11n; bandwidth:20MHz; Channel:Low

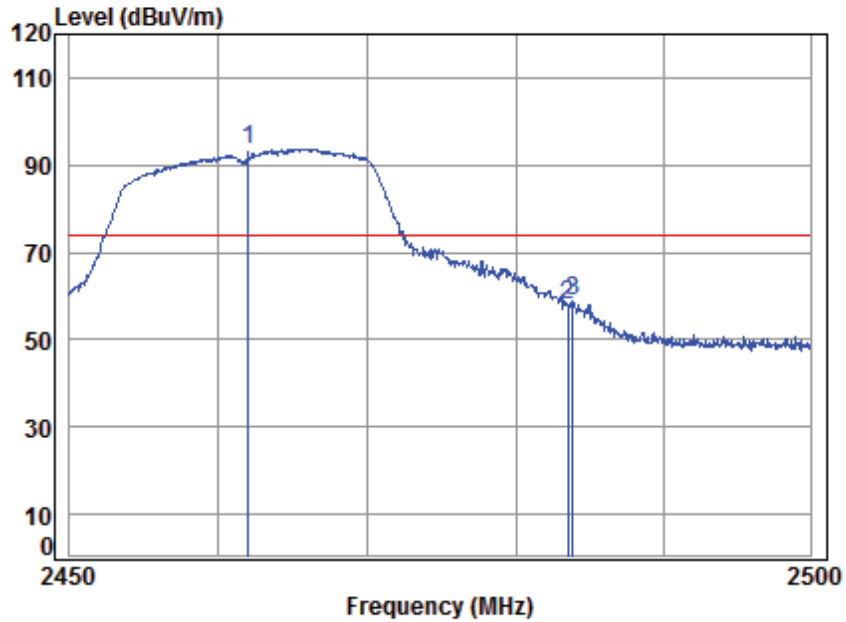


Site : chamber  
 Condition : 3m VERTICAL  
 Job No : 09244CR/09245CR  
 Mode : 2412 Band edge  
 Note : 2.4G WiFi 11N20  
 Power Setting: 16.5

	Freq	Cable Loss	Ant Factor	Preamp Factor	Read Level	Level	Limit Line	Over Limit	Remark
	MHz	dB	dB/m	dB	dBuV	dBuV/m	dBuV/m	dB	
1	2389.847	5.47	28.52	41.87	48.39	40.51	54.00	-13.49	Average
2	2390.000	5.47	28.52	41.87	48.32	40.44	54.00	-13.56	Average
3 *	2412.000	5.50	28.56	41.88	94.30	86.48	54.00	32.48	Average



Mode:a; Polarization:Horizontal; Modulation:802.11n; bandwidth:20MHz; Channel:High

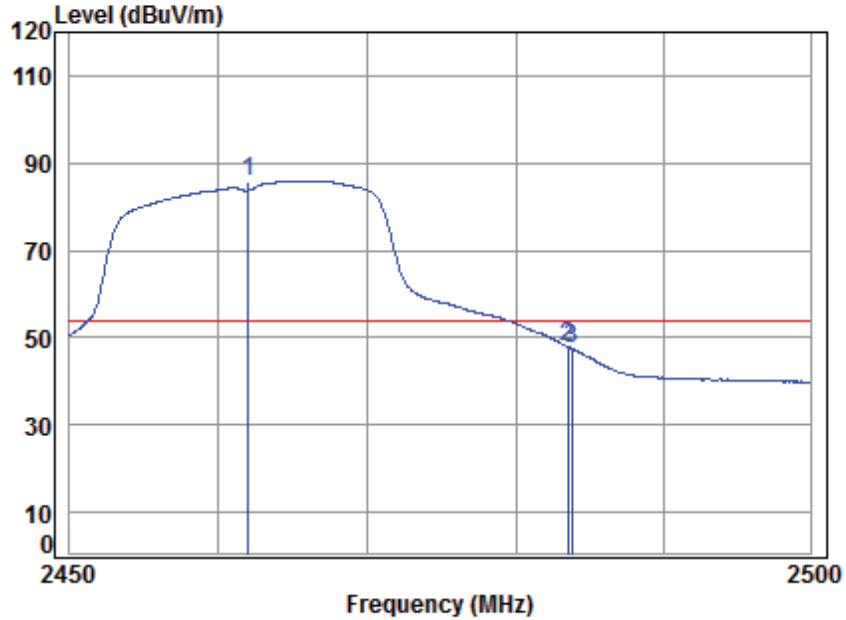


Site : chamber  
 Condition : 3m HORIZONTAL  
 Job No : 09244CR/09245CR  
 Mode : 2462 Band edge  
 Note : 2.4G WiFi 11N20  
 Power Setting: 16.5

	Freq	Cable Loss	Ant Factor	Preamp Factor	Read Level	Level	Limit Line	Over Limit	Remark
	MHz	dB	dB/m	dB	dBuV	dBuV/m	dBuV/m	dB	
1 *	2462.000	5.57	28.64	41.90	101.45	93.76	74.00	19.76	peak
2	2483.500	5.60	28.67	41.91	65.66	58.02	74.00	-15.98	peak
3	2483.890	5.60	28.67	41.91	66.65	59.01	74.00	-14.99	peak



Mode:a; Polarization:Horizontal; Modulation:802.11n; bandwidth:20MHz; Channel:High

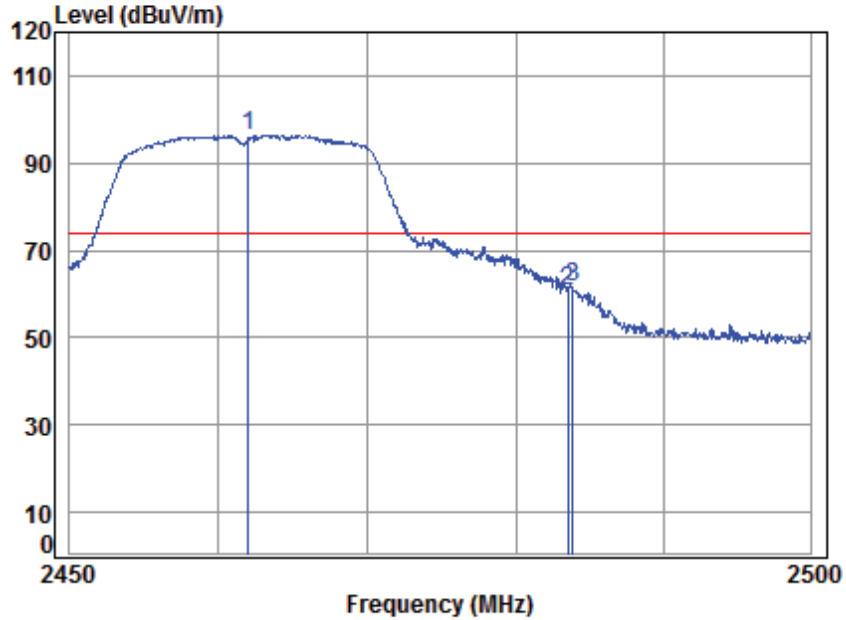


Site : chamber  
 Condition : 3m HORIZONTAL  
 Job No : 09244CR/09245CR  
 Mode : 2462 Band edge  
 Note : 2.4G WiFi 11N20  
 Power Setting: 16.5

	Freq	Cable Loss	Ant Factor	Preamp Factor	Read Level	Level	Limit Line	Over Limit	Remark
	MHz	dB	dB/m	dB	dBuV	dBuV/m	dBuV/m	dB	
1 *	2462.000	5.57	28.64	41.90	93.67	85.98	54.00	31.98	Average
2	2483.500	5.60	28.67	41.91	55.58	47.94	54.00	-6.06	Average
3	2483.790	5.60	28.67	41.91	55.18	47.54	54.00	-6.46	Average



Mode:a; Polarization:Vertical; Modulation:802.11n; bandwidth:20MHz; Channel:High

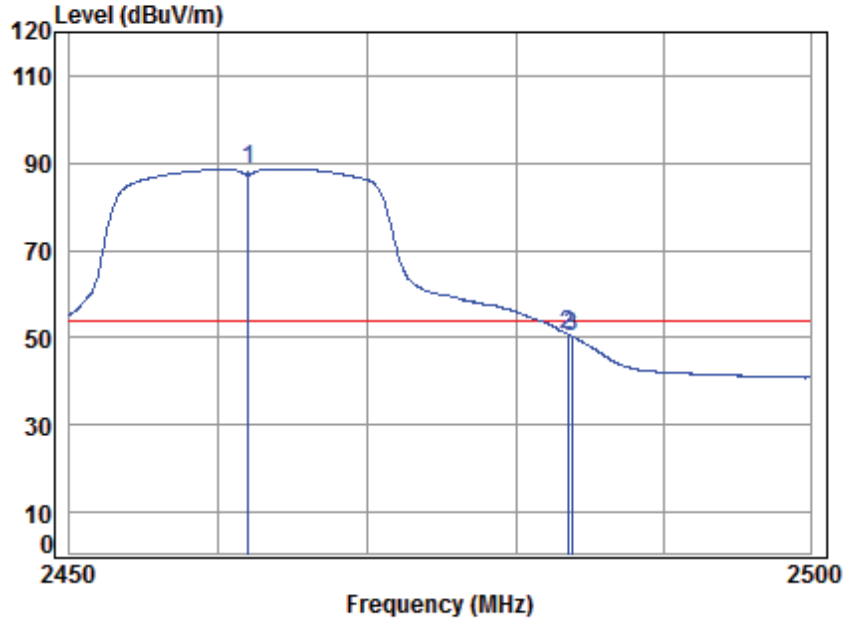


Site : chamber  
 Condition : 3m VERTICAL  
 Job No : 09244CR/09245CR  
 Mode : 2462 Band edge  
 Note : 2.4G WiFi 11N20  
 Power Setting: 16

	Freq	Cable Loss	Ant Factor	Preamp Factor	Read Level	Level	Limit Line	Over Limit	Remark
	MHz	dB	dB/m	dB	dBuV	dBuV/m	dBuV/m	dB	
1 *	2462.000	5.57	28.64	41.90	104.14	96.45	74.00	22.45	peak
2	2483.500	5.60	28.67	41.91	68.45	60.81	74.00	-13.19	peak
3	2483.840	5.60	28.67	41.91	69.15	61.51	74.00	-12.49	peak



Mode:a; Polarization:Vertical; Modulation:802.11n; bandwidth:20MHz; Channel:High

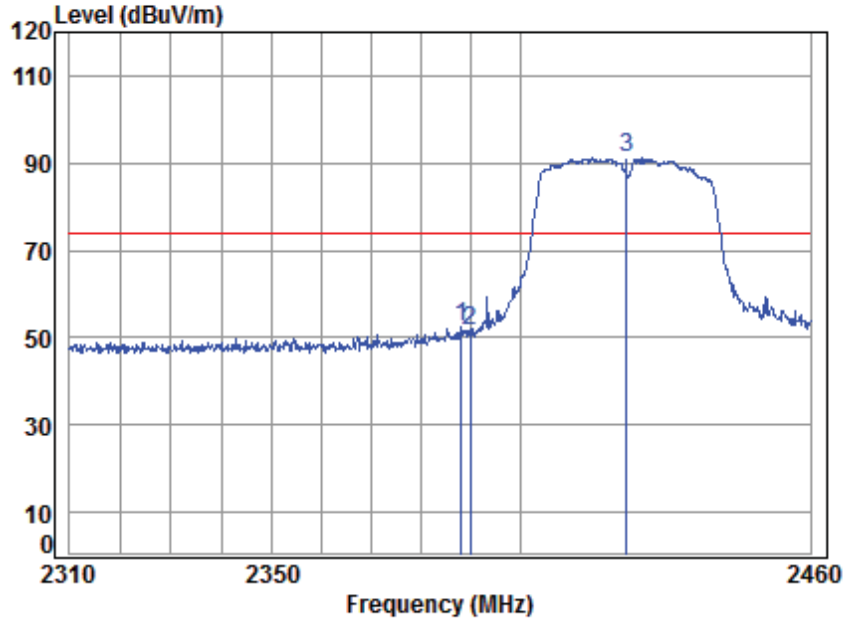


Site : chamber  
 Condition : 3m VERTICAL  
 Job No : 09244CR/09245CR  
 Mode : 2462 Band edge  
 Note : 2.4G WiFi 11N20  
 Power Setting: 16

	Freq	Cable Loss	Ant Factor	Preamp Factor	Read Level	Level	Limit Line	Over Limit	Remark
	MHz	dB	dB/m	dB	dBuV	dBuV/m	dBuV/m	dB	
1 *	2462.000	5.57	28.64	41.90	96.36	88.67	54.00	34.67	Average
2	2483.500	5.60	28.67	41.91	58.46	50.82	54.00	-3.18	Average
3	2483.790	5.60	28.67	41.91	58.00	50.36	54.00	-3.64	Average



Mode:a; Polarization:Horizontal; Modulation:802.11n; bandwidth:40MHz; Channel:Low

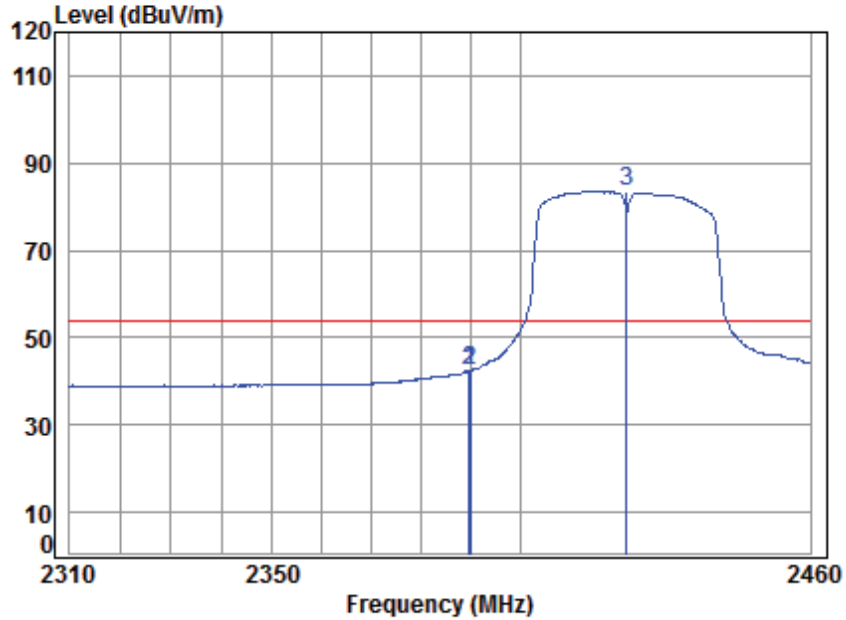


Site : chamber  
 Condition : 3m HORIZONTAL  
 Job No : 09244CR/09245CR  
 Mode : 2422 Band edge  
 Note : 2.4G WiFi 11N40  
 Power Setting: 16.5

	Freq	Cable Loss	Ant Factor	Preamp Factor	Read Level	Level	Limit Line	Over Limit	Remark
	MHz	dB	dB/m	dB	dBuV	dBuV/m	dBuV/m	dB	
1	2388.174	5.47	28.52	41.87	60.14	52.26	74.00	-21.74	peak
2	2390.000	5.47	28.52	41.87	59.45	51.57	74.00	-22.43	peak
3 *	2422.000	5.52	28.57	41.89	98.89	91.09	74.00	17.09	peak



Mode:a; Polarization:Horizontal; Modulation:802.11n; bandwidth:40MHz; Channel:Low

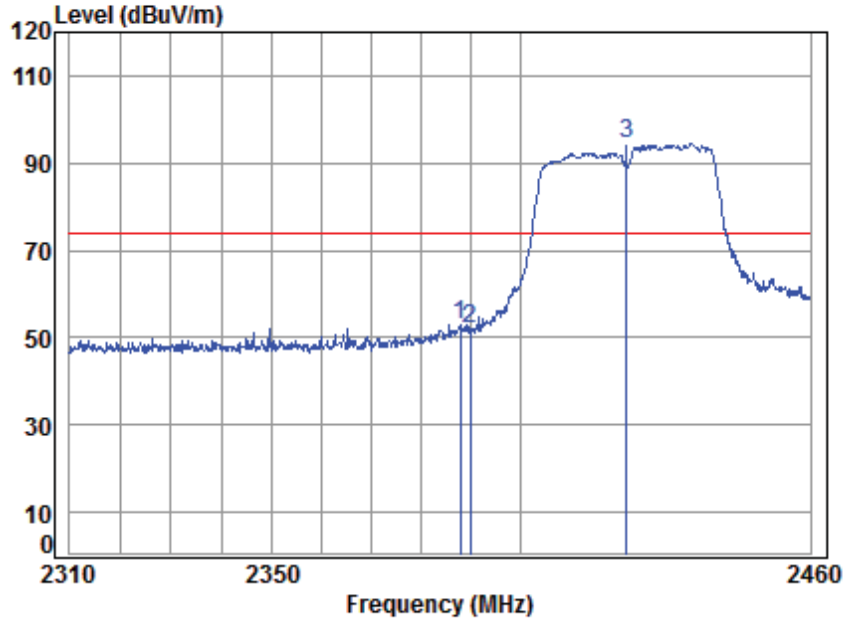


Site : chamber  
 Condition : 3m HORIZONTAL  
 Job No : 09244CR/09245CR  
 Mode : 2422 Band edge  
 Note : 2.4G WiFi 11N40  
 Power Setting: 16.5

	Freq	Cable Loss	Ant Factor	Preamp Factor	Read Level	Limit Level	Over Limit	Remark
	MHz	dB	dB/m	dB	dBuV	dBuV/m	dBuV/m	dB
1	2389.827	5.47	28.52	41.87	50.36	42.48	54.00	-11.52 Average
2	2390.000	5.47	28.52	41.87	50.36	42.48	54.00	-11.52 Average
3 *	2422.000	5.52	28.57	41.89	91.24	83.44	54.00	29.44 Average



Mode:a; Polarization:Vertical; Modulation:802.11n; bandwidth:40MHz; Channel:Low



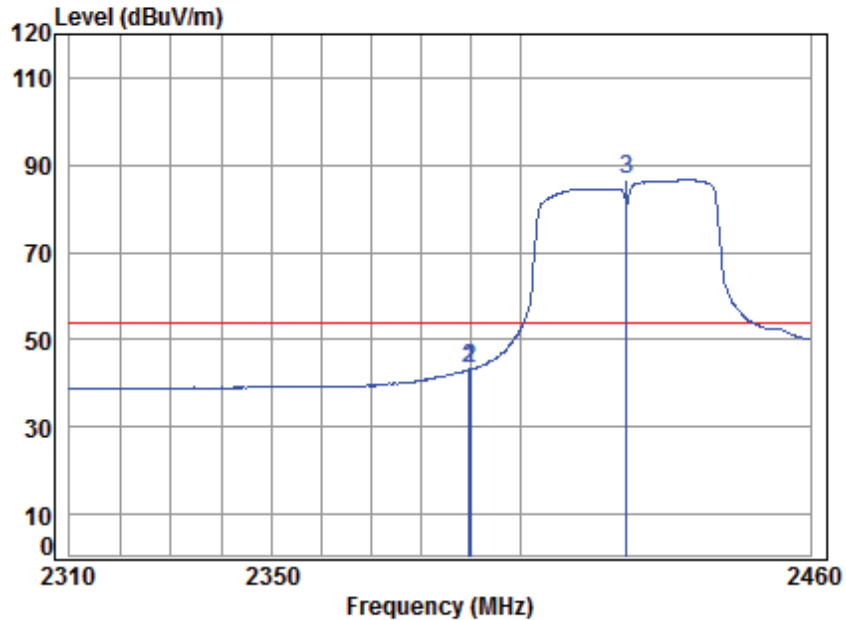
Site : chamber  
 Condition : 3m VERTICAL  
 Job No : 09244CR/09245CR  
 Mode : 2422 Band edge  
 Note : 2.4G WiFi 11N40  
 Power Setting: 16.5

	Freq	Cable Loss	Ant Factor	Preamp Factor	Read Level	Level	Limit Line	Over Limit	Remark
	MHz	dB	dB/m	dB	dBuV	dBuV/m	dBuV/m	dB	
1	2387.873	5.47	28.51	41.87	60.94	53.05	74.00	-20.95	peak
2	2390.000	5.47	28.52	41.87	59.76	51.88	74.00	-22.12	peak
3 *	2422.000	5.52	28.57	41.89	102.32	94.52	74.00	20.52	peak





Mode:a; Polarization:Vertical; Modulation:802.11n; bandwidth:40MHz; Channel:Low

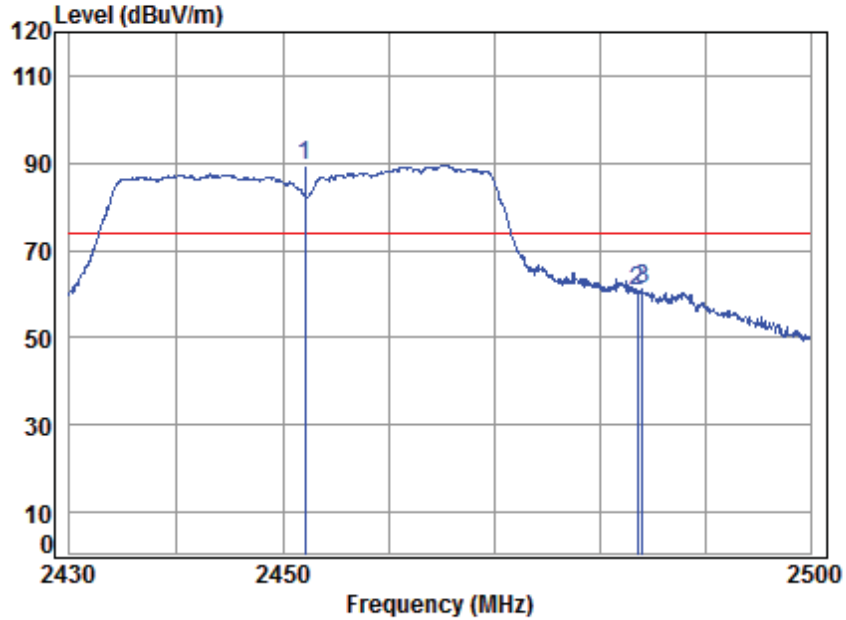


Site : chamber  
 Condition : 3m VERTICAL  
 Job No : 09244CR/09245CR  
 Mode : 2422 Band edge  
 Note : 2.4G WiFi 11N40  
 Power Setting: 16.5

	Freq	Cable Loss	Ant Factor	Preamp Factor	Read Level	Level	Limit Line	Over Limit	Remark
	MHz	dB	dB/m	dB	dBuV	dBuV/m	dBuV/m	dB	
1	2389.827	5.47	28.52	41.87	51.19	43.31	54.00	-10.69	Average
2	2390.000	5.47	28.52	41.87	51.12	43.24	54.00	-10.76	Average
3 *	2422.000	5.52	28.57	41.89	94.47	86.67	54.00	32.67	Average



Mode:a; Polarization:Horizontal; Modulation:802.11n; bandwidth:40MHz; Channel:High

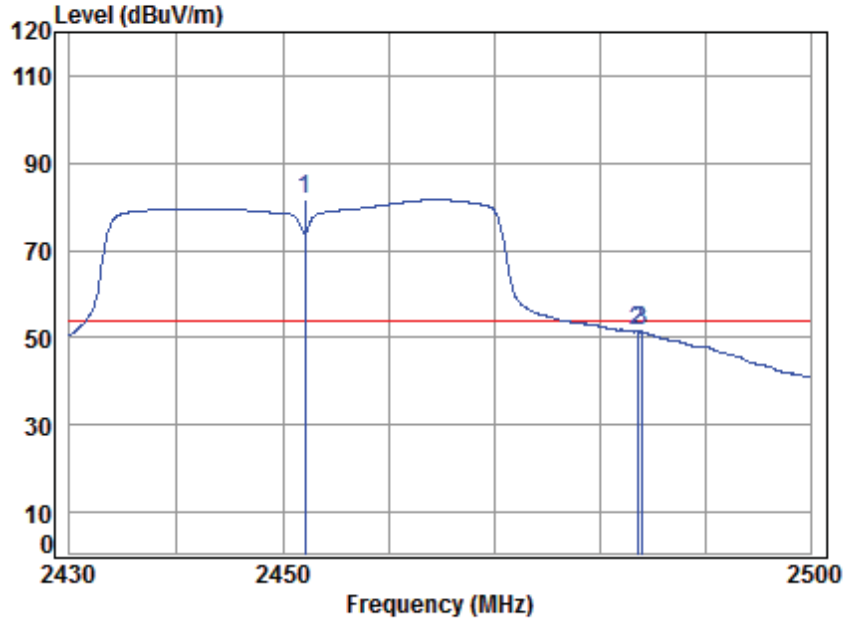


Site : chamber  
 Condition : 3m HORIZONTAL  
 Job No : 09244CR/09245CR  
 Mode : 2452 Band edge  
 Note : 2.4G WiFi 11N40  
 Power Setting: 16

	Freq	Cable Loss	Ant Factor	Preamp Factor	Read Level	Level	Limit Line	Over Limit	Remark
	MHz	dB	dB/m	dB	dBuV	dBuV/m	dBuV/m	dB	
1 *	2452.000	5.56	28.62	41.90	97.21	89.49	74.00	15.49	peak
2	2483.500	5.60	28.67	41.91	68.43	60.79	74.00	-13.21	peak
3	2483.935	5.60	28.67	41.91	68.68	61.04	74.00	-12.96	peak



Mode:a; Polarization:Horizontal; Modulation:802.11n; bandwidth:40MHz; Channel:High

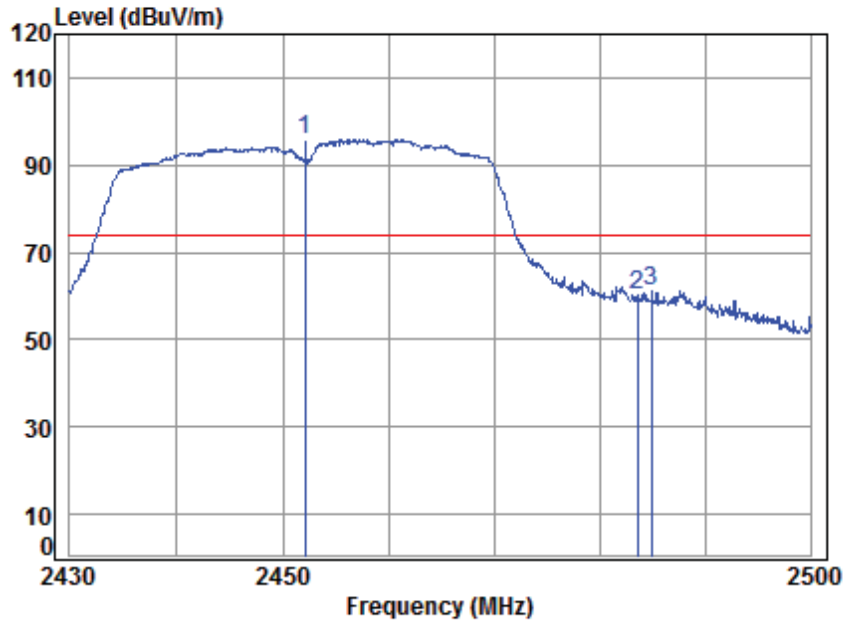


Site : chamber  
 Condition : 3m HORIZONTAL  
 Job No : 09244CR/09245CR  
 Mode : 2452 Band edge  
 Note : 2.4G WiFi 11N40  
 Power Setting: 16

	Freq	Cable Loss	Ant Factor	Preamp Factor	Read Level	Level	Limit Line	Over Limit	Remark
	MHz	dB	dB/m	dB	dBuV	dBuV/m	dBuV/m	dB	
1 *	2452.000	5.56	28.62	41.90	89.38	81.66	54.00	27.66	Average
2	2483.500	5.60	28.67	41.91	58.98	51.34	54.00	-2.66	Average
3	2483.865	5.60	28.67	41.91	59.01	51.37	54.00	-2.63	Average



Mode:a; Polarization:Vertical; Modulation:802.11n; bandwidth:40MHz; Channel:High

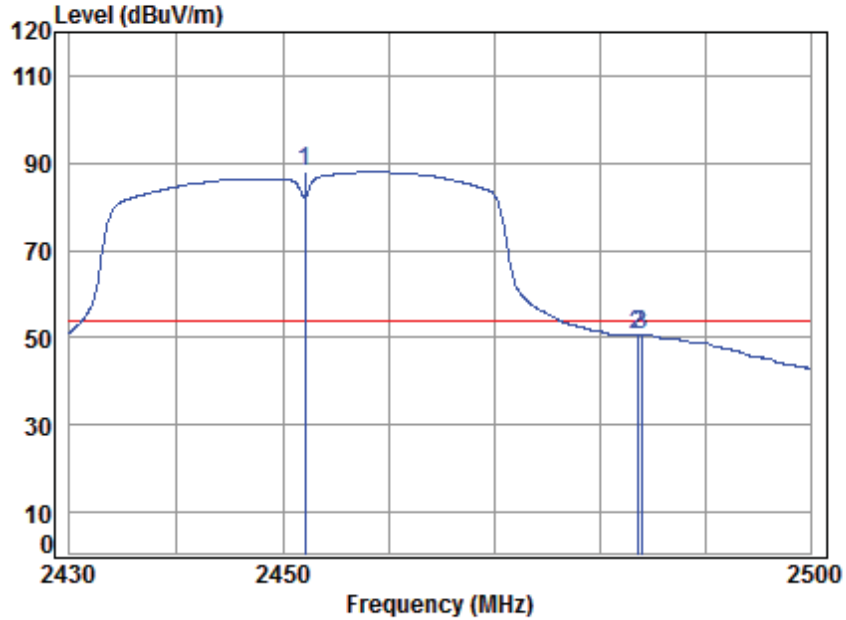


Site : chamber  
 Condition : 3m VERTICAL  
 Job No : 09244CR/09245CR  
 Mode : 2452 Band edge  
 Note : 2.4G WiFi 11N40  
 Power Setting: 14.5

	Freq	Cable Loss	Ant Factor	Preamp Factor	Read Level	Level	Limit Line	Over Limit	Remark
	MHz	dB	dB/m	dB	dBuV	dBuV/m	dBuV/m	dB	
1 *	2452.000	5.56	28.62	41.90	103.64	95.92	74.00	21.92	peak
2	2483.500	5.60	28.67	41.91	67.92	60.28	74.00	-13.72	peak
3	2484.852	5.60	28.68	41.91	68.78	61.15	74.00	-12.85	peak



Mode:a; Polarization:Vertical; Modulation:802.11n; bandwidth:40MHz; Channel:High



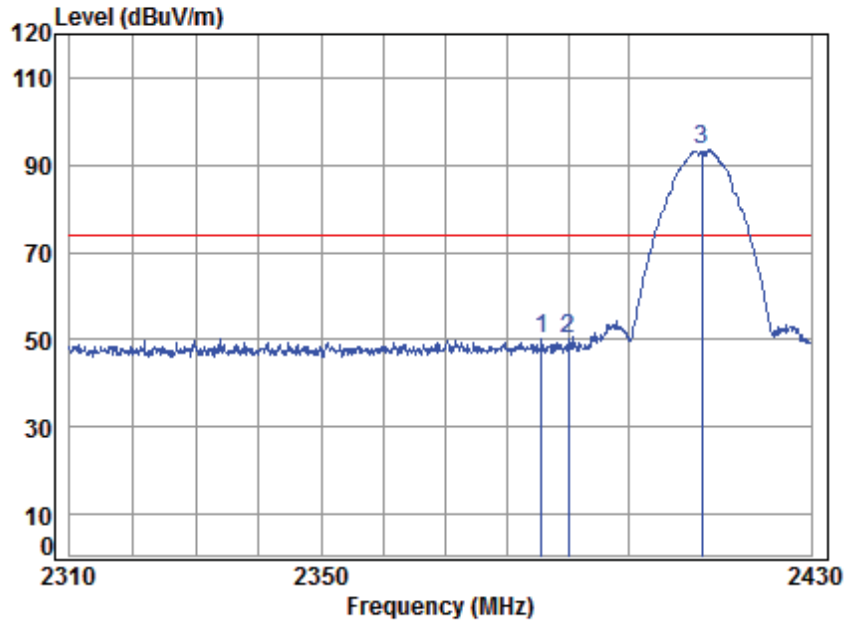
Site : chamber  
 Condition : 3m VERTICAL  
 Job No : 09244CR/09245CR  
 Mode : 2452 Band edge  
 Note : 2.4G WiFi 11N40  
 Power Setting: 14.5

	Freq	Cable Loss	Ant Factor	Preamp Factor	Read Level	Level	Limit Line	Over Limit	Remark
	MHz	dB	dB/m	dB	dBuV	dBuV/m	dBuV/m	dB	
1 *	2452.000	5.56	28.62	41.90	95.66	87.94	54.00	33.94	Average
2	2483.500	5.60	28.67	41.91	58.35	50.71	54.00	-3.29	Average
3	2483.865	5.60	28.67	41.91	58.36	50.72	54.00	-3.28	Average



Test data for Antenna5:

Mode:a; Polarization:Horizontal; Modulation:802.11b; bandwidth:20MHz; Channel:Low

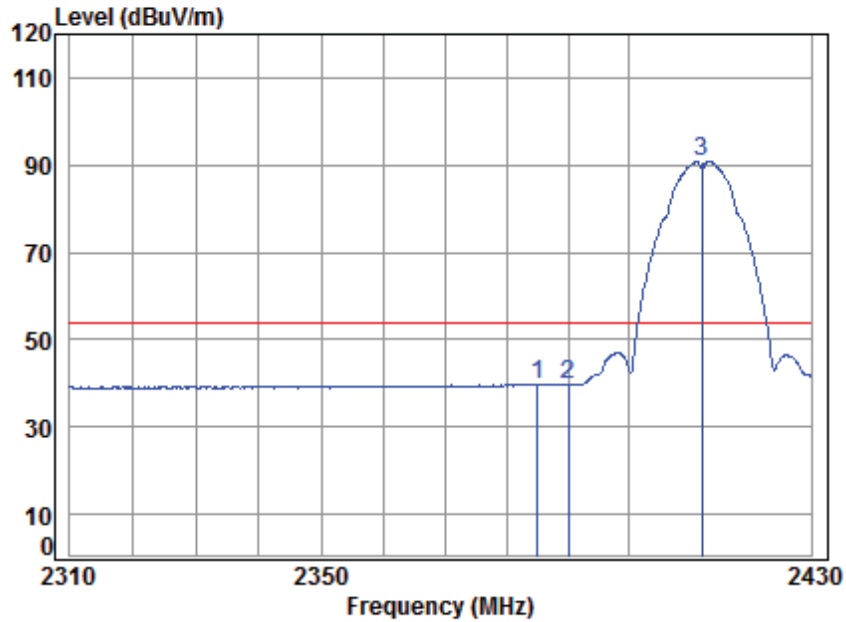


Site : chamber  
 Condition : 3m HORIZONTAL  
 Job No : 09244CR/09245CR  
 Mode : 2412 Band edge  
 Note : 2.4G WiFi 11B  
 Power Setting: 18

	Freq	Cable Loss	Ant Factor	Preamp Factor	Read Level	Level	Limit Line	Over Limit	Remark
	MHz	dB	dB/m	dB	dBuV	dBuV/m	dBuV/m	dB	
1	2385.736	5.47	28.51	41.87	58.30	50.41	74.00	-23.59	peak
2	2390.000	5.47	28.52	41.87	58.08	50.20	74.00	-23.80	peak
3 *	2412.000	5.50	28.56	41.88	101.19	93.37	74.00	19.37	peak



Mode:a; Polarization:Horizontal; Modulation:802.11b; bandwidth:20MHz; Channel:Low

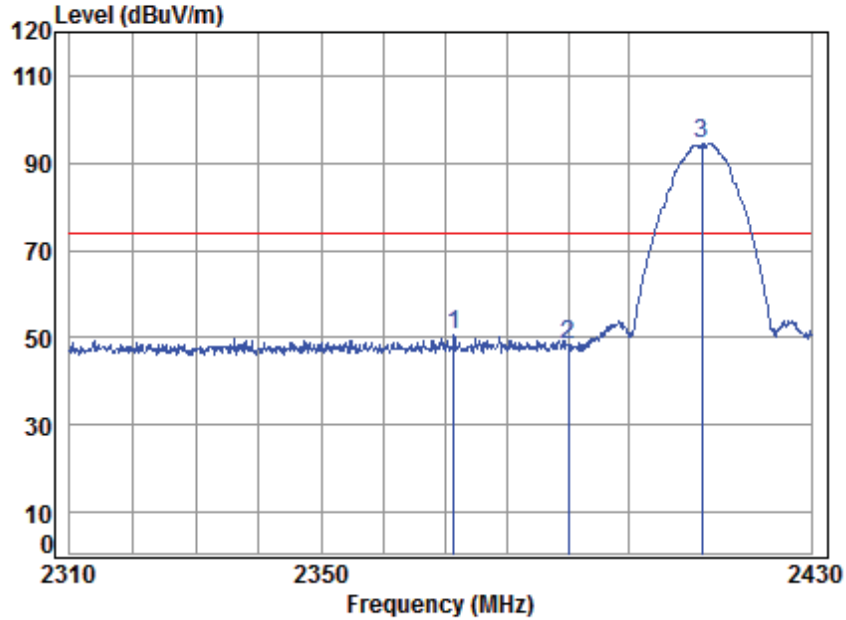


Site : chamber  
 Condition : 3m HORIZONTAL  
 Job No : 09244CR/09245CR  
 Mode : 2412 Band edge  
 Note : 2.4G WiFi 11B  
 Power Setting: 18

	Freq	Cable Loss	Ant Factor	Preamp Factor	Read Level	Level	Limit Line	Over Limit	Remark
	MHz	dB	dB/m	dB	dBuV	dBuV/m	dBuV/m	dB	
1	2385.011	5.47	28.51	41.87	47.78	39.89	54.00	-14.11	Average
2	2390.000	5.47	28.52	41.87	47.66	39.78	54.00	-14.22	Average
3 *	2412.000	5.50	28.56	41.88	98.66	90.84	54.00	36.84	Average



Mode:a; Polarization:Vertical; Modulation:802.11b; bandwidth:20MHz; Channel:Low



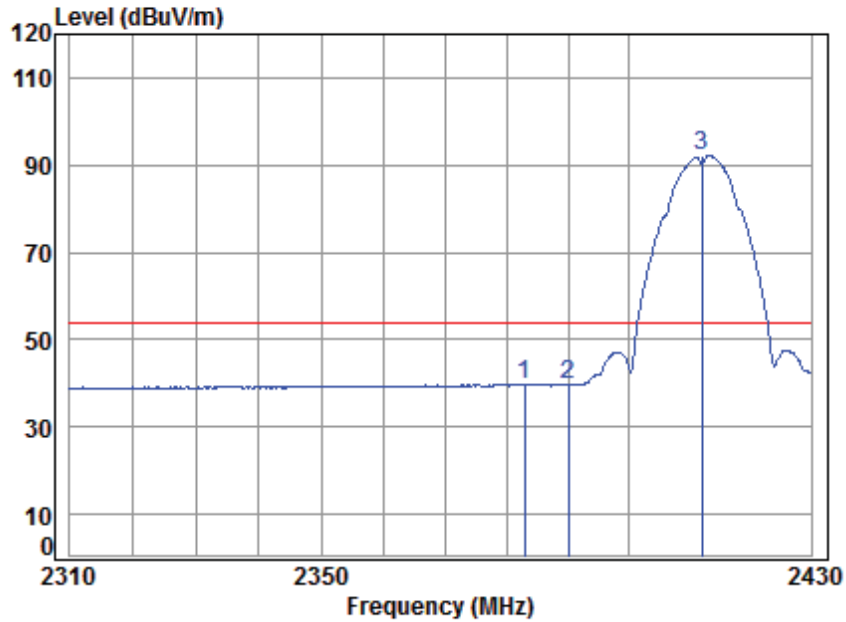
Site : chamber  
 Condition : 3m VERTICAL  
 Job No : 09244CR/09245CR  
 Mode : 2412 Band edge  
 Note : 2.4G WiFi 11B  
 Power Setting: 18

	Freq	Cable Loss	Ant Factor	Preamp Factor	Read Level	Level	Limit Line	Over Limit	Remark
	MHz	dB	dB/m	dB	dBuV	dBuV/m	dBuV/m	dB	
1	2371.401	5.45	28.49	41.86	58.63	50.71	74.00	-23.29	peak
2	2390.000	5.47	28.52	41.87	56.13	48.25	74.00	-25.75	peak
3 *	2412.000	5.50	28.56	41.88	102.42	94.60	74.00	20.60	peak





Mode:a; Polarization:Vertical; Modulation:802.11b; bandwidth:20MHz; Channel:Low

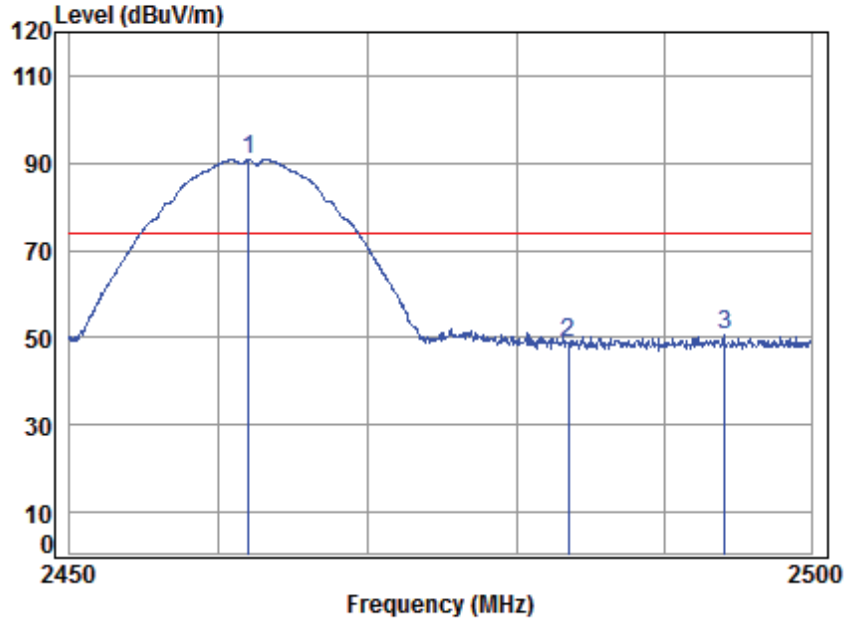


Site : chamber  
 Condition : 3m VERTICAL  
 Job No : 09244CR/09245CR  
 Mode : 2412 Band edge  
 Note : 2.4G WiFi 11B  
 Power Setting: 18

	Freq	Cable Loss	Ant Factor	Preamp Factor	Read Level	Level	Limit Line	Over Limit	Remark
	MHz	dB	dB/m	dB	dBuV	dBuV/m	dBuV/m	dB	
1	2382.958	5.47	28.51	41.87	47.70	39.81	54.00	-14.19	Average
2	2390.000	5.47	28.52	41.87	47.53	39.65	54.00	-14.35	Average
3 *	2412.000	5.50	28.56	41.88	99.94	92.12	54.00	38.12	Average



Mode:a; Polarization:Horizontal; Modulation:802.11b; bandwidth:20MHz; Channel:High

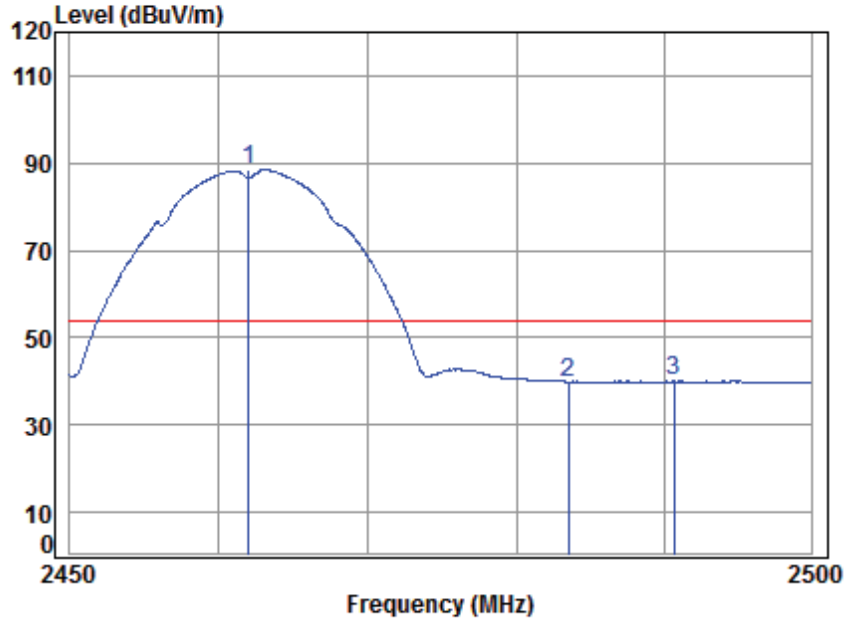


Site : chamber  
 Condition : 3m HORIZONTAL  
 Job No : 09244CR/09245CR  
 Mode : 2462 Band edge  
 Note : 2.4G WiFi 11B  
 Power Setting: 18

	Freq	Cable Loss	Ant Factor	Preamp Factor	Read Level	Level	Limit Line	Over Limit	Remark
	MHz	dB	dB/m	dB	dBuV	dBuV/m	dBuV/m	dB	
1 *	2462.000	5.57	28.64	41.90	98.43	90.74	74.00	16.74	peak
2	2483.500	5.60	28.67	41.91	56.63	48.99	74.00	-25.01	peak
3	2494.098	5.61	28.69	41.92	58.32	50.70	74.00	-23.30	peak



Mode:a; Polarization:Horizontal; Modulation:802.11b; bandwidth:20MHz; Channel:High

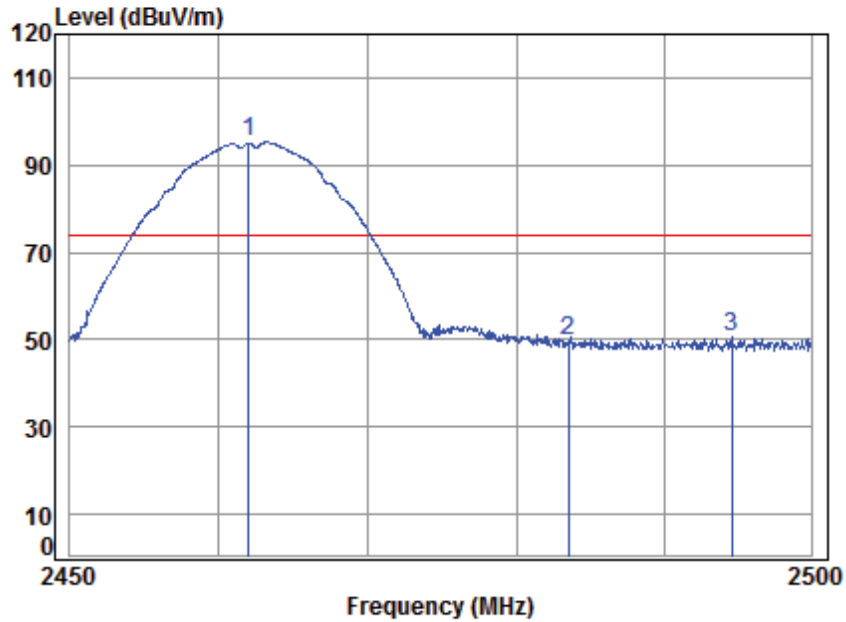


Site : chamber  
 Condition : 3m HORIZONTAL  
 Job No : 09244CR/09245CR  
 Mode : 2462 Band edge  
 Note : 2.4G WiFi 11B  
 Power Setting: 18

	Freq	Cable Loss	Ant Factor	Preamp Factor	Read Level	Level	Limit Line	Over Limit	Remark
	MHz	dB	dB/m	dB	dBuV	dBuV/m	dBuV/m	dB	
1 *	2462.000	5.57	28.64	41.90	96.08	88.39	54.00	34.39	Average
2	2483.500	5.60	28.67	41.91	47.55	39.91	54.00	-14.09	Average
3	2490.674	5.61	28.68	41.91	47.67	40.05	54.00	-13.95	Average



Mode:a; Polarization:Vertical; Modulation:802.11b; bandwidth:20MHz; Channel:High

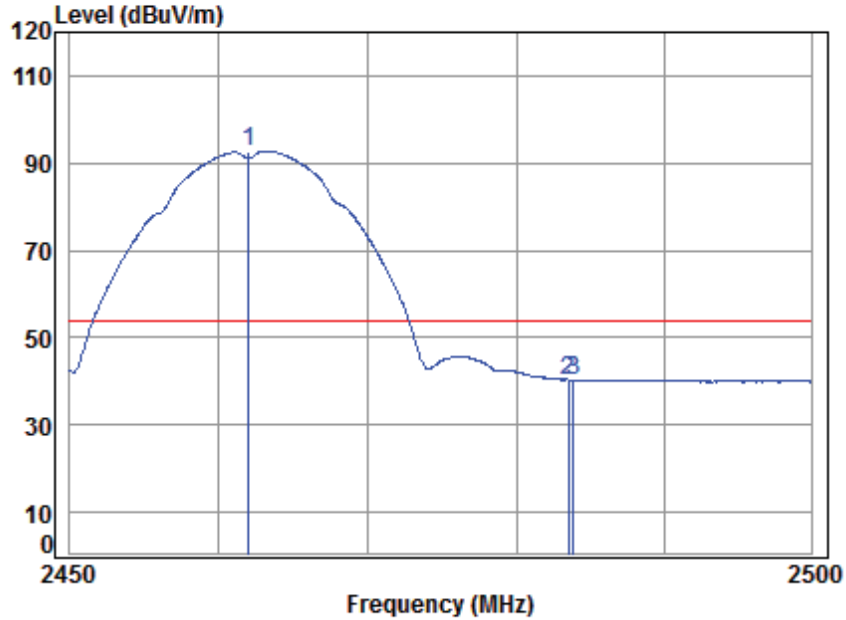


Site : chamber  
 Condition : 3m VERTICAL  
 Job No : 09244CR/09245CR  
 Mode : 2462 Band edge  
 Note : 2.4G WiFi 11B  
 Power Setting: 18

	Freq	Cable Loss	Ant Factor	Preamp Factor	Read Level	Level	Limit Line	Over Limit	Remark
	MHz	dB	dB/m	dB	dBuV	dBuV/m	dBuV/m	dB	
1 *	2462.000	5.57	28.64	41.90	102.90	95.21	74.00	21.21	peak
2	2483.500	5.60	28.67	41.91	57.15	49.51	74.00	-24.49	peak
3	2494.602	5.61	28.69	41.92	58.16	50.54	74.00	-23.46	peak



Mode:a; Polarization:Vertical; Modulation:802.11b; bandwidth:20MHz; Channel:High

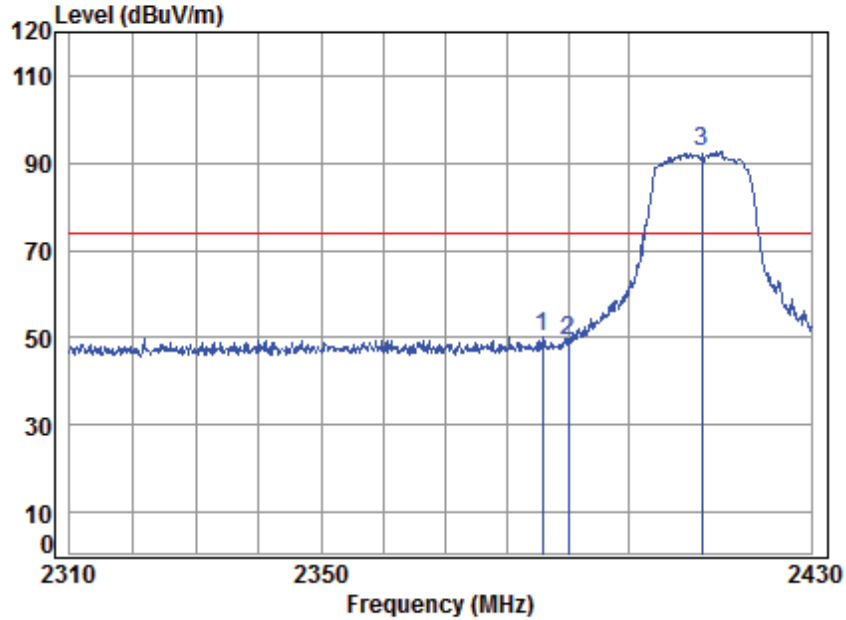


Site : chamber  
 Condition : 3m VERTICAL  
 Job No : 09244CR/09245CR  
 Mode : 2462 Band edge  
 Note : 2.4G WiFi 11B  
 Power Setting: 18

	Freq	Cable Loss	Ant Factor	Preamp Factor	Read Level	Level	Limit Line	Over Limit	Remark
	MHz	dB	dB/m	dB	dBuV	dBuV/m	dBuV/m	dB	
1 *	2462.000	5.57	28.64	41.90	100.52	92.83	54.00	38.83	Average
2	2483.500	5.60	28.67	41.91	48.01	40.37	54.00	-13.63	Average
3	2483.890	5.60	28.67	41.91	47.89	40.25	54.00	-13.75	Average



Mode:a; Polarization:Horizontal; Modulation:802.11g; bandwidth:20MHz; Channel:Low

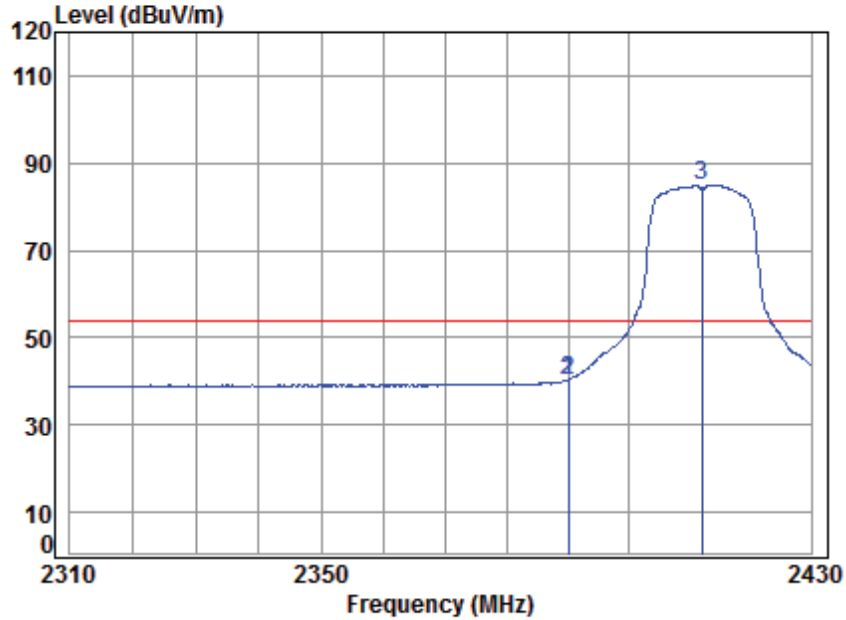


Site : chamber  
 Condition : 3m HORIZONTAL  
 Job No : 09244CR/09245CR  
 Mode : 2412 Band edge  
 Note : 2.4G WiFi 11G  
 Power Setting: 16.5

	Freq	Cable Loss	Ant Factor	Preamp Factor	Read Level	Level	Limit Line	Over Limit	Remark
	MHz	dB	dB/m	dB	dBuV	dBuV/m	dBuV/m	dB	
1	2385.857	5.47	28.51	41.87	58.21	50.32	74.00	-23.68	peak
2	2390.000	5.47	28.52	41.87	57.28	49.40	74.00	-24.60	peak
3 *	2412.000	5.50	28.56	41.88	100.49	92.67	74.00	18.67	peak



Mode:a; Polarization:Horizontal; Modulation:802.11g; bandwidth:20MHz; Channel:Low

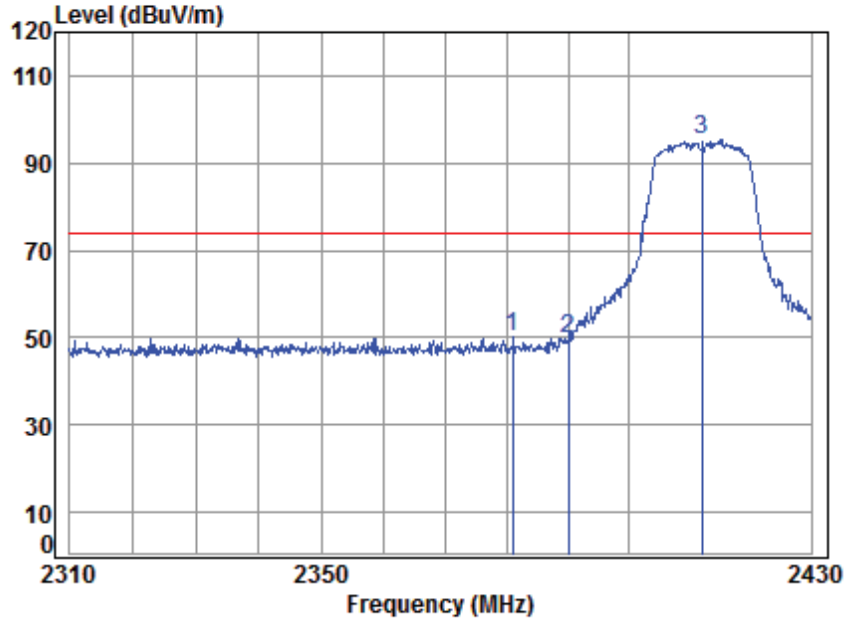


Site : chamber  
 Condition : 3m HORIZONTAL  
 Job No : 09244CR/09245CR  
 Mode : 2412 Band edge  
 Note : 2.4G WiFi 11G  
 Power Setting: 16.5

	Freq	Cable Loss	Ant Factor	Preamp Factor	Read Level	Level	Limit Line	Over Limit	Remark
	MHz	dB	dB/m	dB	dBuV	dBuV/m	dBuV/m	dB	
1	2389.968	5.47	28.52	41.87	48.19	40.31	54.00	-13.69	Average
2	2390.000	5.47	28.52	41.87	48.19	40.31	54.00	-13.69	Average
3 *	2412.000	5.50	28.56	41.88	92.68	84.86	54.00	30.86	Average



Mode:a; Polarization:Vertical; Modulation:802.11g; bandwidth:20MHz; Channel:Low



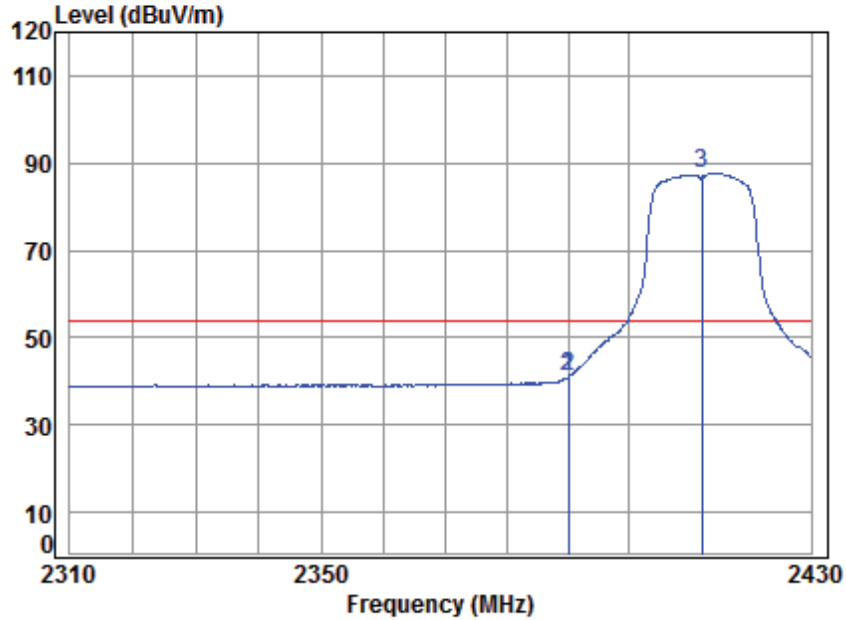
Site : chamber  
 Condition : 3m VERTICAL  
 Job No : 09244CR/09245CR  
 Mode : 2412 Band edge  
 Note : 2.4G WiFi 11G  
 Power Setting: 16.5

	Freq	Cable Loss	Ant Factor	Preamp Factor	Read Level	Level	Limit Line	Over Limit	Remark
	MHz	dB	dB/m	dB	dBuV	dBuV/m	dBuV/m	dB	
1	2381.028	5.46	28.50	41.87	58.07	50.16	74.00	-23.84	peak
2	2390.000	5.47	28.52	41.87	57.39	49.51	74.00	-24.49	peak
3 *	2412.000	5.50	28.56	41.88	103.14	95.32	74.00	21.32	peak





Mode:a; Polarization:Vertical; Modulation:802.11g; bandwidth:20MHz; Channel:Low

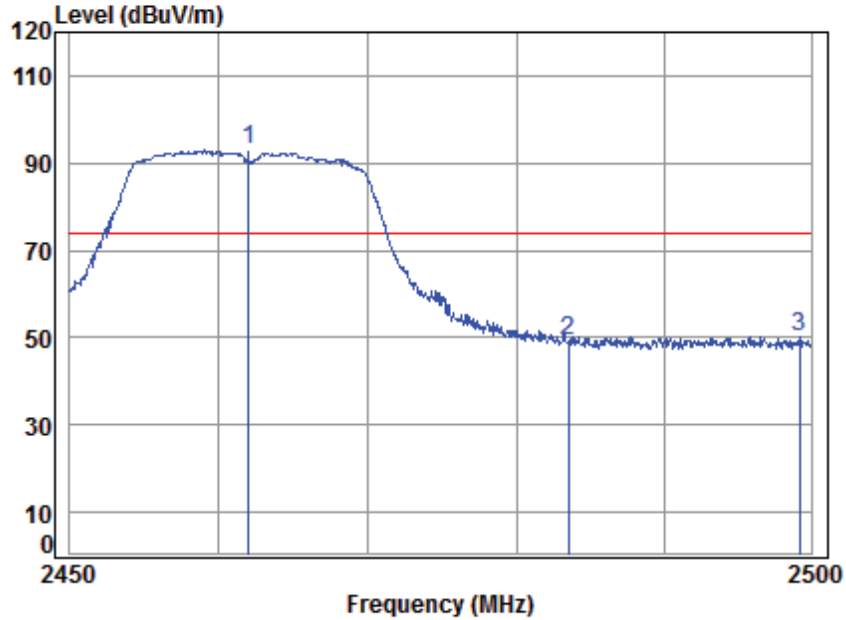


Site : chamber  
 Condition : 3m VERTICAL  
 Job No : 09244CR/09245CR  
 Mode : 2412 Band edge  
 Note : 2.4G WiFi 11G  
 Power Setting: 16.5

	Freq	Cable Loss	Ant Factor	Preamp Factor	Read Level	Level	Limit Line	Over Limit	Remark
	MHz	dB	dB/m	dB	dBuV	dBuV/m	dBuV/m	dB	
1	2389.968	5.47	28.52	41.87	48.81	40.93	54.00	-13.07	Average
2	2390.000	5.47	28.52	41.87	48.81	40.93	54.00	-13.07	Average
3 *	2412.000	5.50	28.56	41.88	95.39	87.57	54.00	33.57	Average



Mode:a; Polarization:Horizontal; Modulation:802.11g; bandwidth:20MHz; Channel:High

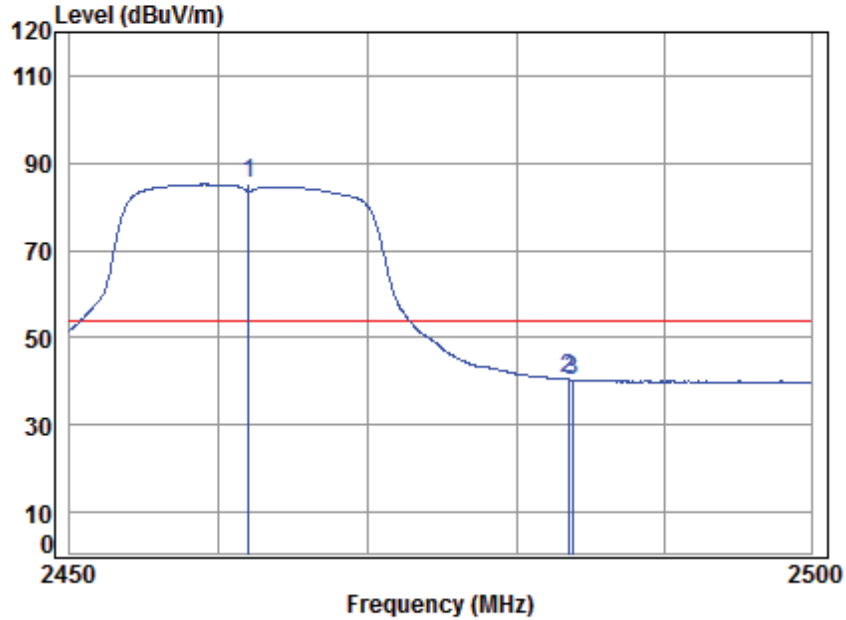


Site : chamber  
 Condition : 3m HORIZONTAL  
 Job No : 09244CR/09245CR  
 Mode : 2462 Band edge  
 Note : 2.4G WiFi 11G  
 Power Setting: 16.5

	Freq	Cable Loss	Ant Factor	Preamp Factor	Read Level	Level	Limit Line	Over Limit	Remark
	MHz	dB	dB/m	dB	dBuV	dBuV/m	dBuV/m	dB	
1 *	2462.000	5.57	28.64	41.90	100.61	92.92	74.00	18.92	peak
2	2483.500	5.60	28.67	41.91	56.91	49.27	74.00	-24.73	peak
3	2499.242	5.62	28.70	41.92	57.89	50.29	74.00	-23.71	peak



Mode:a; Polarization:Horizontal; Modulation:802.11g; bandwidth:20MHz; Channel:High

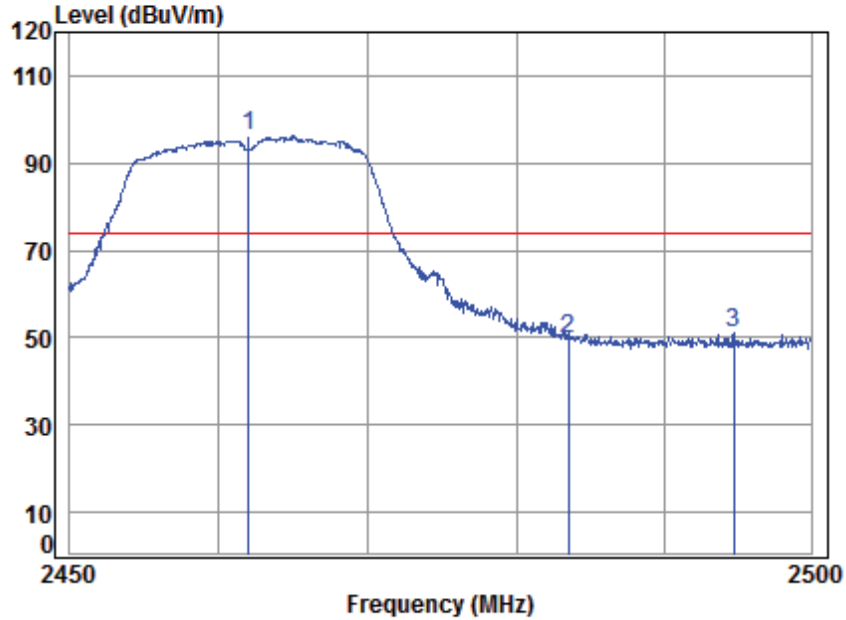


Site : chamber  
 Condition : 3m HORIZONTAL  
 Job No : 09244CR/09245CR  
 Mode : 2462 Band edge  
 Note : 2.4G WiFi 11G  
 Power Setting: 16.5

	Freq	Cable Loss	Ant Factor	Preamp Factor	Read Level	Level	Limit Line	Over Limit	Remark
	MHz	dB	dB/m	dB	dBuV	dBuV/m	dBuV/m	dB	
1 *	2462.000	5.57	28.64	41.90	92.83	85.14	54.00	31.14	Average
2	2483.500	5.60	28.67	41.91	48.10	40.46	54.00	-13.54	Average
3	2483.790	5.60	28.67	41.91	48.01	40.37	54.00	-13.63	Average



Mode:a; Polarization:Vertical; Modulation:802.11g; bandwidth:20MHz; Channel:High

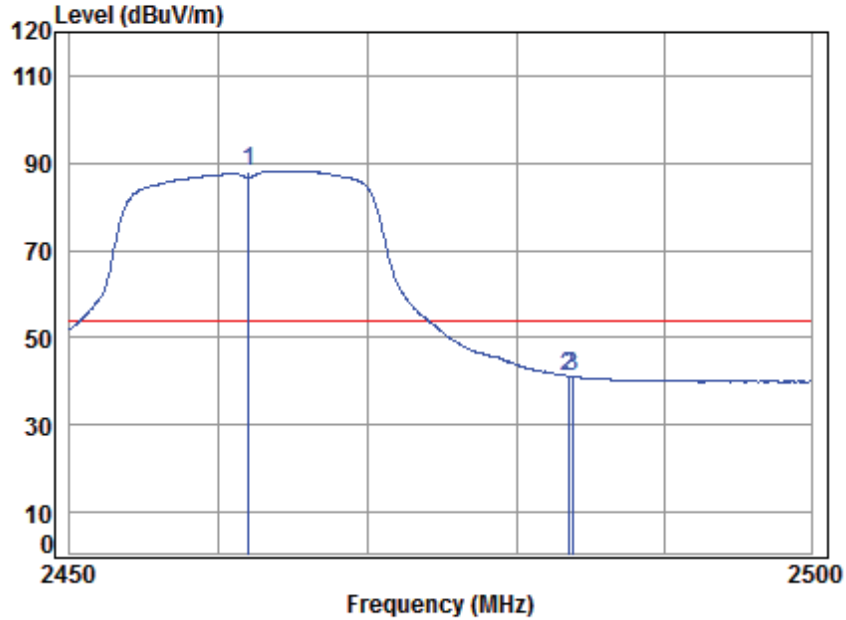


Site : chamber  
 Condition : 3m VERTICAL  
 Job No : 09244CR/09245CR  
 Mode : 2462 Band edge  
 Note : 2.4G WiFi 11G  
 Power Setting: 16.5

	Freq	Cable Loss	Ant Factor	Preamp Factor	Read Level	Level	Limit Line	Over Limit	Remark
	MHz	dB	dB/m	dB	dBuV	dBuV/m	dBuV/m	dB	
1 *	2462.000	5.57	28.64	41.90	103.76	96.07	74.00	22.07	peak
2	2483.500	5.60	28.67	41.91	57.29	49.65	74.00	-24.35	peak
3	2494.753	5.61	28.69	41.92	58.50	50.88	74.00	-23.12	peak



Mode:a; Polarization:Vertical; Modulation:802.11g; bandwidth:20MHz; Channel:High

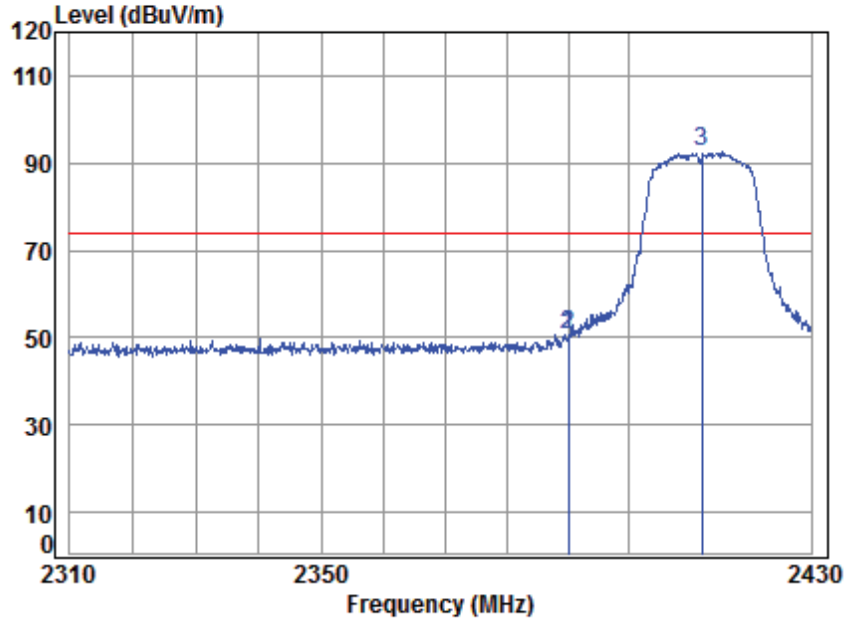


Site : chamber  
 Condition : 3m VERTICAL  
 Job No : 09244CR/09245CR  
 Mode : 2462 Band edge  
 Note : 2.4G WiFi 11G  
 Power Setting: 16.5

	Freq	Cable Loss	Ant Factor	Preamp Factor	Read Level	Level	Limit Line	Over Limit	Remark
	MHz	dB	dB/m	dB	dBuV	dBuV/m	dBuV/m	dB	
1 *	2462.000	5.57	28.64	41.90	95.97	88.28	54.00	34.28	Average
2	2483.500	5.60	28.67	41.91	48.90	41.26	54.00	-12.74	Average
3	2483.790	5.60	28.67	41.91	48.73	41.09	54.00	-12.91	Average



Mode:a; Polarization:Horizontal; Modulation:802.11n; bandwidth:20MHz; Channel:Low

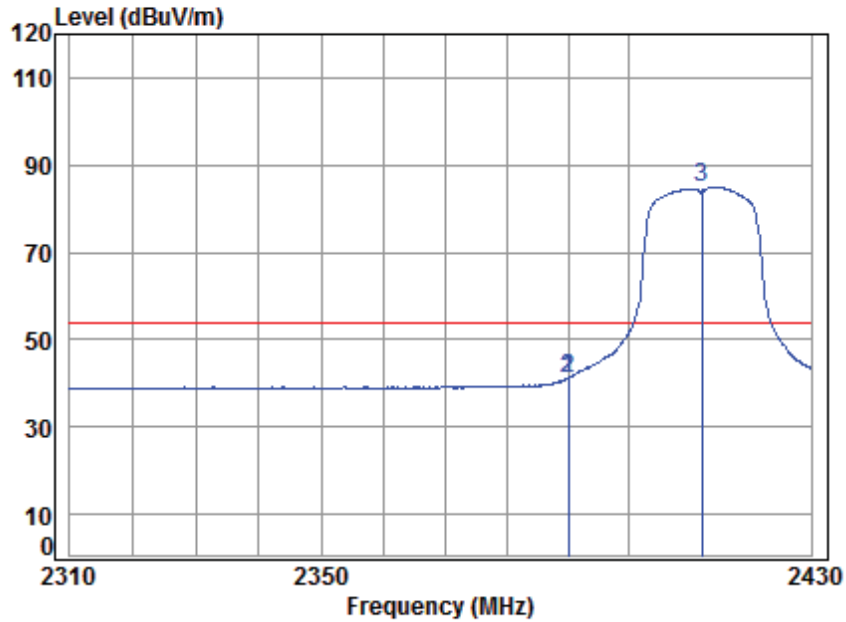


Site : chamber  
 Condition : 3m HORIZONTAL  
 Job No : 09244CR/09245CR  
 Mode : 2412 Band edge  
 Note : 2.4G WiFi 11N20  
 Power Setting: 16.5

	Freq	Cable Loss	Ant Factor	Preamp Factor	Read Level	Level	Limit Line	Over Limit	Remark
	MHz	dB	dB/m	dB	dBuV	dBuV/m	dBuV/m	dB	
1	2389.968	5.47	28.52	41.87	58.68	50.80	74.00	-23.20	peak
2	2390.000	5.47	28.52	41.87	58.68	50.80	74.00	-23.20	peak
3 *	2412.000	5.50	28.56	41.88	100.32	92.50	74.00	18.50	peak



Mode:a; Polarization:Horizontal; Modulation:802.11n; bandwidth:20MHz; Channel:Low

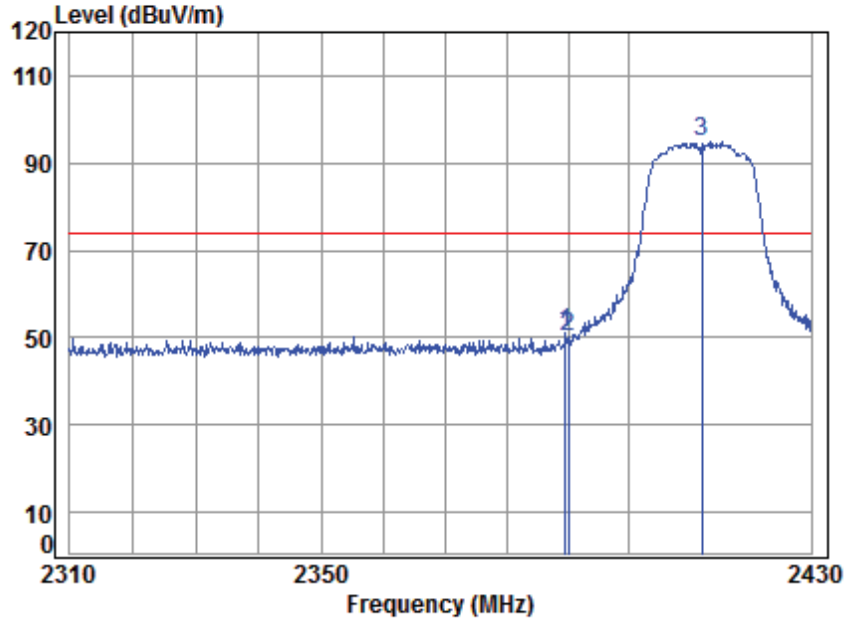


Site : chamber  
 Condition : 3m HORIZONTAL  
 Job No : 09244CR/09245CR  
 Mode : 2412 Band edge  
 Note : 2.4G WiFi 11N20  
 Power Setting: 16.5

	Freq	Cable Loss	Ant Factor	Preamp Factor	Read Level	Level	Limit Line	Over Limit	Remark
	MHz	dB	dB/m	dB	dBuV	dBuV/m	dBuV/m	dB	
1	2389.968	5.47	28.52	41.87	49.17	41.29	54.00	-12.71	Average
2	2390.000	5.47	28.52	41.87	49.17	41.29	54.00	-12.71	Average
3 *	2412.000	5.50	28.56	41.88	92.66	84.84	54.00	30.84	Average



Mode:a; Polarization:Vertical; Modulation:802.11n; bandwidth:20MHz; Channel:Low



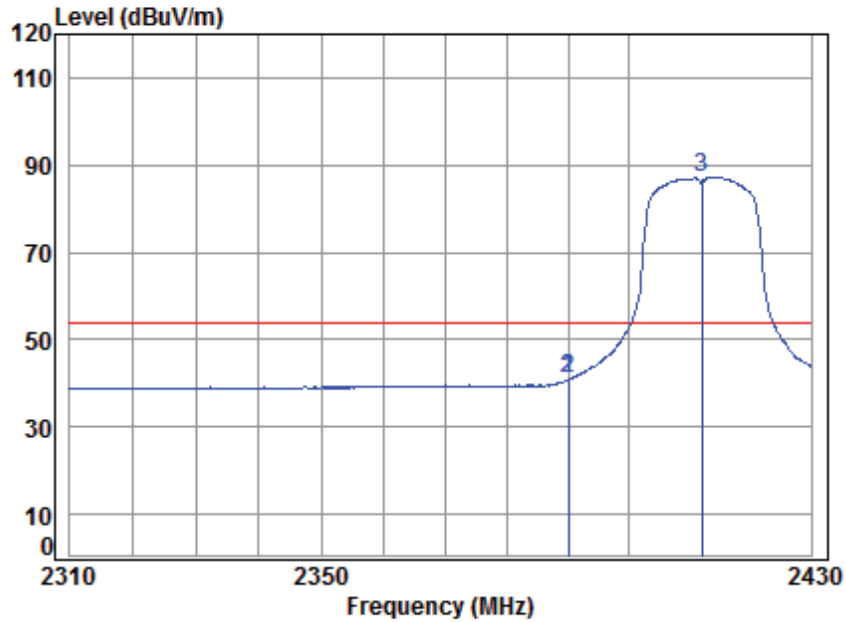
Site : chamber  
 Condition : 3m VERTICAL  
 Job No : 09244CR/09245CR  
 Mode : 2412 Band edge  
 Note : 2.4G WiFi 11N20  
 Power Setting: 16.5

	Freq	Cable Loss	Ant Factor	Preamp Factor	Read Level	Level	Limit Line	Over Limit	Remark
	MHz	dB	dB/m	dB	dBuV	dBuV/m	dBuV/m	dB	
1	2389.484	5.47	28.52	41.87	58.96	51.08	74.00	-22.92	peak
2	2390.000	5.47	28.52	41.87	58.25	50.37	74.00	-23.63	peak
3 *	2412.000	5.50	28.56	41.88	102.55	94.73	74.00	20.73	peak





Mode:a; Polarization:Vertical; Modulation:802.11n; bandwidth:20MHz; Channel:Low

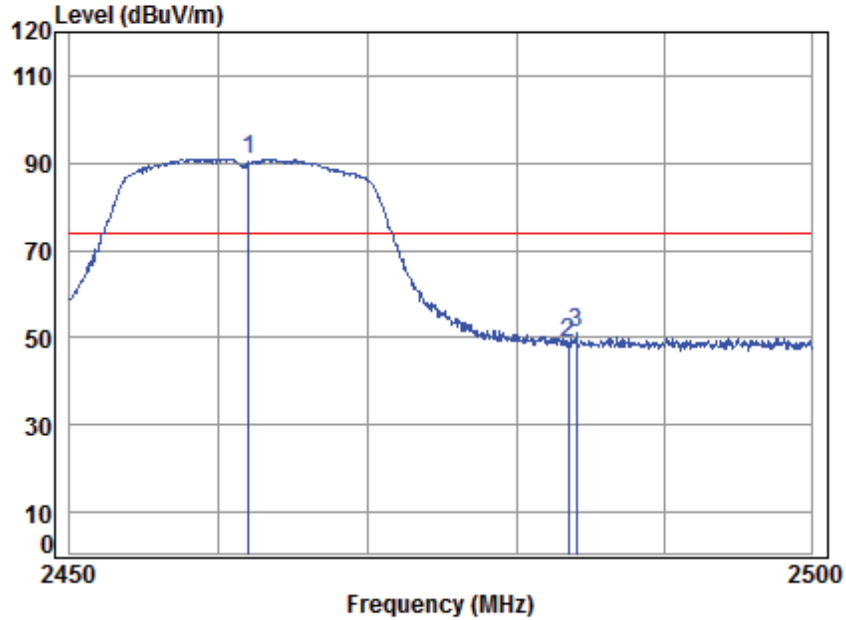


Site : chamber  
 Condition : 3m VERTICAL  
 Job No : 09244CR/09245CR  
 Mode : 2412 Band edge  
 Note : 2.4G WiFi 11N20  
 Power Setting: 16.5

	Freq	Cable Loss	Ant Factor	Preamp Factor	Read Level	Level	Limit Line	Over Limit	Remark
	MHz	dB	dB/m	dB	dBuV	dBuV/m	dBuV/m	dB	
1	2389.968	5.47	28.52	41.87	48.72	40.84	54.00	-13.16	Average
2	2390.000	5.47	28.52	41.87	48.72	40.84	54.00	-13.16	Average
3 *	2412.000	5.50	28.56	41.88	94.92	87.10	54.00	33.10	Average



Mode:a; Polarization:Horizontal; Modulation:802.11n; bandwidth:20MHz; Channel:High

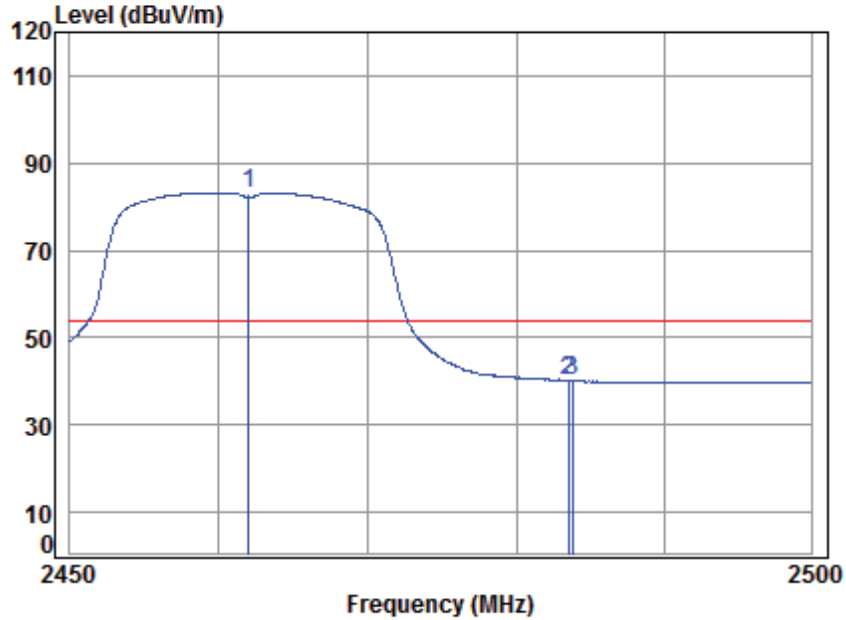


Site : chamber  
 Condition : 3m HORIZONTAL  
 Job No : 09244CR/09245CR  
 Mode : 2462 Band edge  
 Note : 2.4G WiFi 11N20  
 Power Setting: 16.5

	Freq	Cable Loss	Ant Factor	Preamp Factor	Read Level	Level	Limit Line	Over Limit	Remark
	MHz	dB	dB/m	dB	dBuV	dBuV/m	dBuV/m	dB	
1 *	2462.000	5.57	28.64	41.90	98.71	91.02	74.00	17.02	peak
2	2483.500	5.60	28.67	41.91	56.25	48.61	74.00	-25.39	peak
3	2484.091	5.60	28.67	41.91	58.80	51.16	74.00	-22.84	peak



Mode:a; Polarization:Horizontal; Modulation:802.11n; bandwidth:20MHz; Channel:High

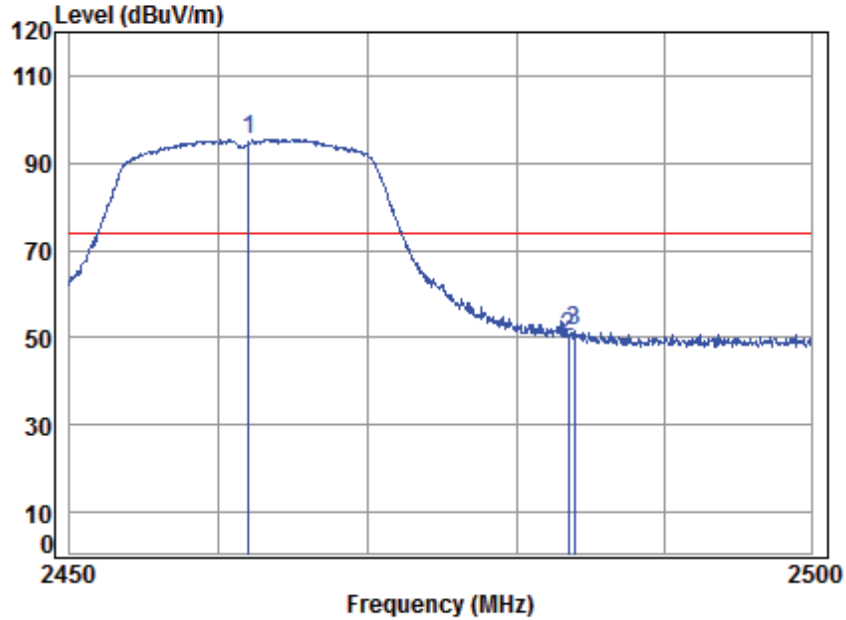


Site : chamber  
 Condition : 3m HORIZONTAL  
 Job No : 09244CR/09245CR  
 Mode : 2462 Band edge  
 Note : 2.4G WiFi 11N20  
 Power Setting: 16.5

	Freq	Cable Loss	Ant Factor	Preamp Factor	Read Level	Level	Limit Line	Over Limit	Remark
	MHz	dB	dB/m	dB	dBuV	dBuV/m	dBuV/m	dB	
1 *	2462.000	5.57	28.64	41.90	90.90	83.21	54.00	29.21	Average
2	2483.500	5.60	28.67	41.91	47.84	40.20	54.00	-13.80	Average
3	2483.790	5.60	28.67	41.91	47.91	40.27	54.00	-13.73	Average



Mode:a; Polarization:Vertical; Modulation:802.11n; bandwidth:20MHz; Channel:High

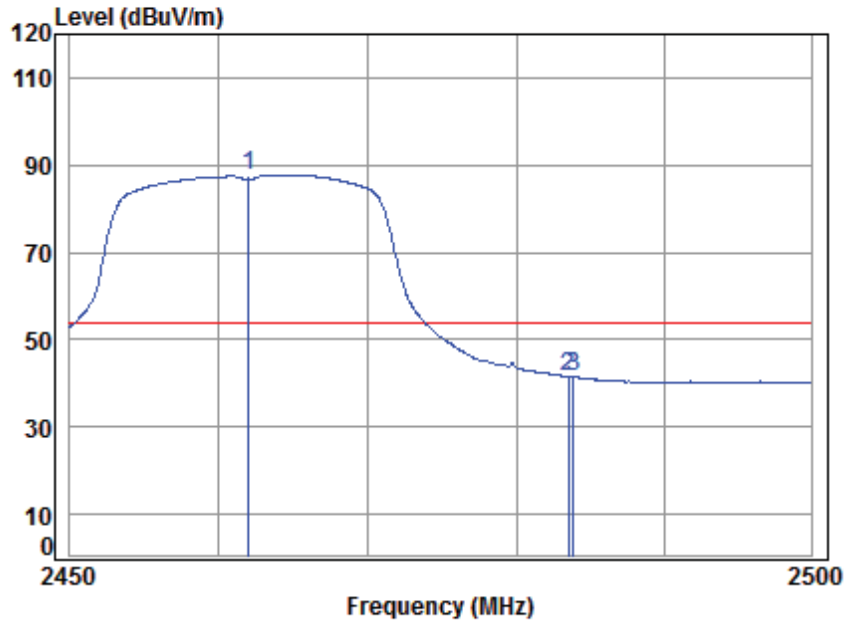


Site : chamber  
 Condition : 3m VERTICAL  
 Job No : 09244CR/09245CR  
 Mode : 2462 Band edge  
 Note : 2.4G WiFi 11N20  
 Power Setting: 16.5

	Freq	Cable Loss	Ant Factor	Preamp Factor	Read Level	Level	Limit Line	Over Limit	Remark
	MHz	dB	dB/m	dB	dBuV	dBuV/m	dBuV/m	dB	
1 *	2462.000	5.57	28.64	41.90	103.20	95.51	74.00	21.51	peak
2	2483.500	5.60	28.67	41.91	57.90	50.26	74.00	-23.74	peak
3	2483.940	5.60	28.67	41.91	58.99	51.35	74.00	-22.65	peak



Mode:a; Polarization:Vertical; Modulation:802.11n; bandwidth:20MHz; Channel:High

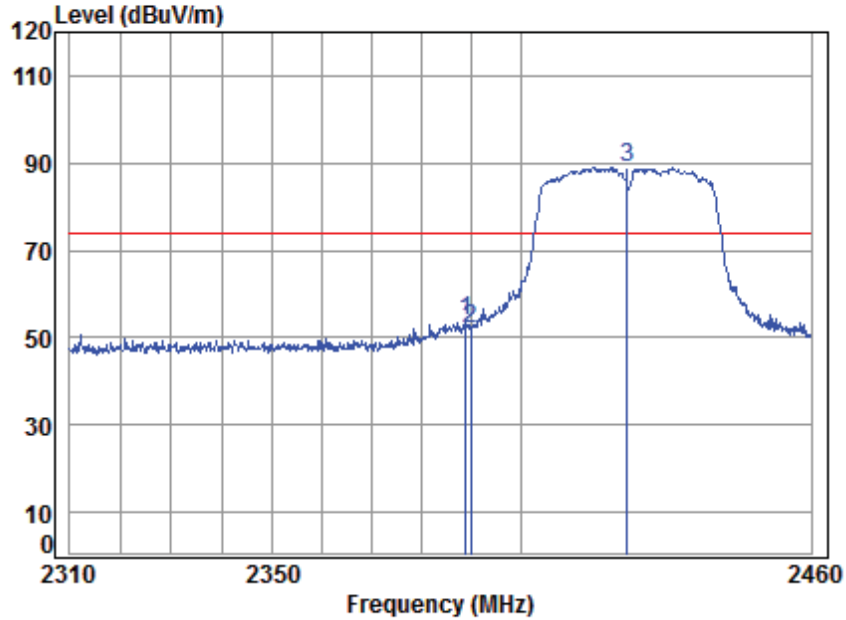


Site : chamber  
 Condition : 3m VERTICAL  
 Job No : 09244CR/09245CR  
 Mode : 2462 Band edge  
 Note : 2.4G WiFi 11N20  
 Power Setting: 16.5

	Freq	Cable Loss	Ant Factor	Preamp Factor	Read Level	Level	Limit Line	Over Limit	Remark
	MHz	dB	dB/m	dB	dBuV	dBuV/m	dBuV/m	dB	
1 *	2462.000	5.57	28.64	41.90	95.49	87.80	54.00	33.80	Average
2	2483.500	5.60	28.67	41.91	49.13	41.49	54.00	-12.51	Average
3	2483.890	5.60	28.67	41.91	49.09	41.45	54.00	-12.55	Average



Mode:a; Polarization:Horizontal; Modulation:802.11n; bandwidth:40MHz; Channel:Low

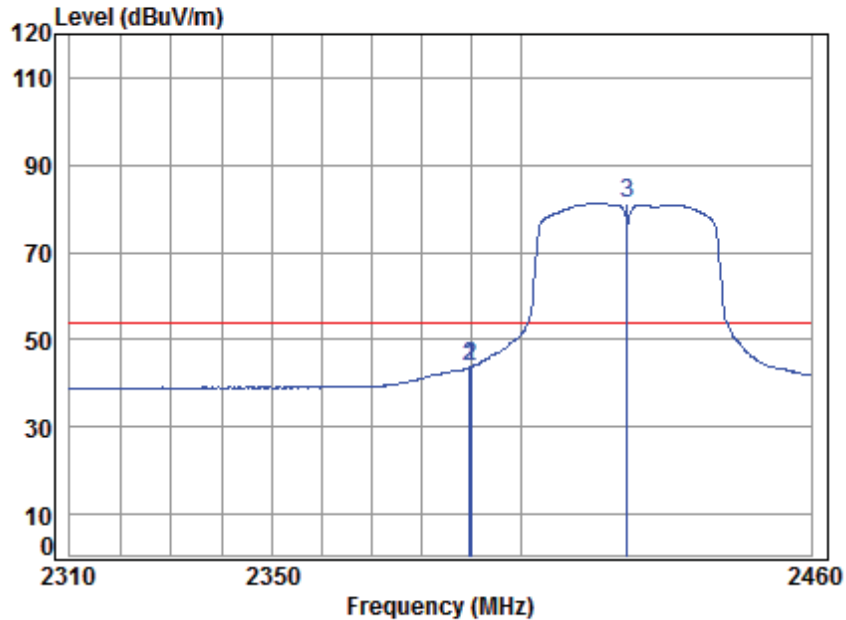


Site : chamber  
 Condition : 3m HORIZONTAL  
 Job No : 09244CR/09245CR  
 Mode : 2422 Band edge  
 Note : 2.4G WiFi 11N40  
 Power Setting: 16.5

	Freq	Cable Loss	Ant Factor	Preamp Factor	Read Level	Level	Limit Line	Over Limit	Remark
	MHz	dB	dB/m	dB	dBuV	dBuV/m	dBuV/m	dB	
1	2388.925	5.47	28.52	41.87	61.79	53.91	74.00	-20.09	peak
2	2390.000	5.47	28.52	41.87	59.94	52.06	74.00	-21.94	peak
3 *	2422.000	5.52	28.57	41.89	96.77	88.97	74.00	14.97	peak



Mode:a; Polarization:Horizontal; Modulation:802.11n; bandwidth:40MHz; Channel:Low

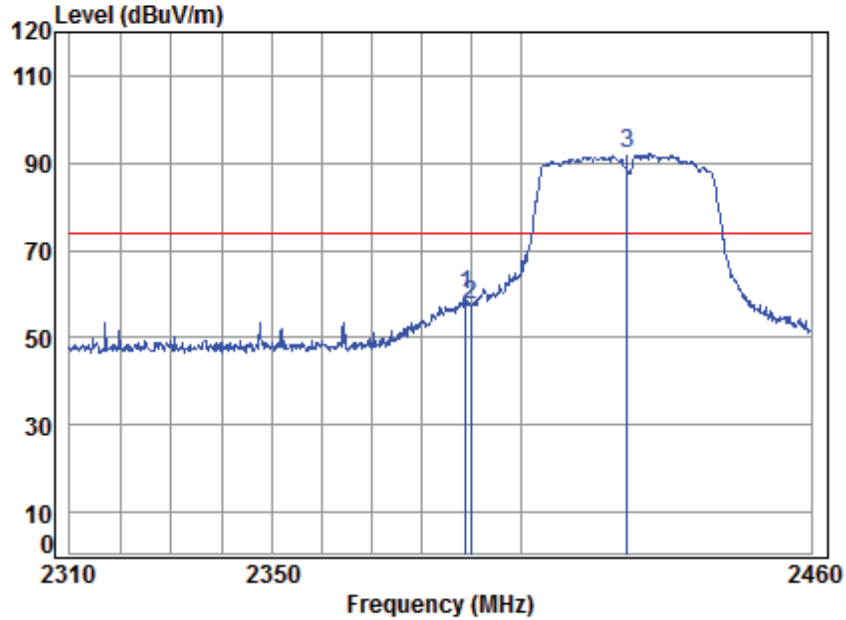


Site : chamber  
 Condition : 3m HORIZONTAL  
 Job No : 09244CR/09245CR  
 Mode : 2422 Band edge  
 Note : 2.4G WiFi 11N40  
 Power Setting: 16.5

	Freq	Cable Loss	Ant Factor	Preamp Factor	Read Level	Level	Limit Line	Over Limit	Remark
	MHz	dB	dB/m	dB	dBuV	dBuV/m	dBuV/m	dB	
1	2389.677	5.47	28.52	41.87	51.49	43.61	54.00	-10.39	Average
2	2390.000	5.47	28.52	41.87	51.64	43.76	54.00	-10.24	Average
3 *	2422.000	5.52	28.57	41.89	88.94	81.14	54.00	27.14	Average



Mode:a; Polarization:Vertical; Modulation:802.11n; bandwidth:40MHz; Channel:Low



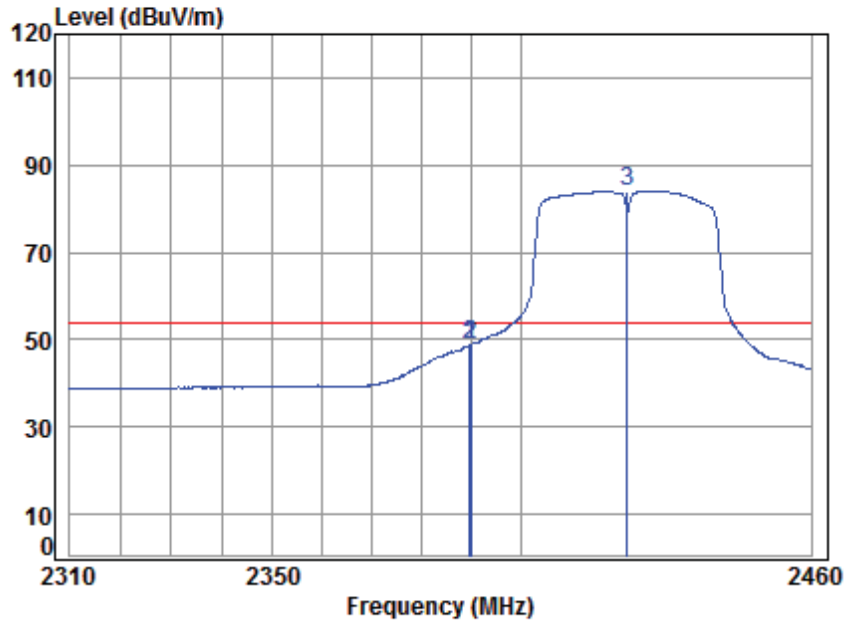
Site : chamber  
 Condition : 3m VERTICAL  
 Job No : 09244CR/09245CR  
 Mode : 2422 Band edge  
 Note : 2.4G WiFi 11N40  
 Power Setting: 16.5

	Freq	Cable Loss	Ant Factor	Preamp Factor	Read Level	Limit Level	Over Limit	Remark
	MHz	dB	dB/m	dB	dBuV	dBuV/m	dBuV/m	dB
1	2388.925	5.47	28.52	41.87	67.59	59.71	74.00	-14.29 peak
2	2390.000	5.47	28.52	41.87	65.22	57.34	74.00	-16.66 peak
3 *	2422.000	5.52	28.57	41.89	99.82	92.02	74.00	18.02 peak





Mode:a; Polarization:Vertical; Modulation:802.11n; bandwidth:40MHz; Channel:Low

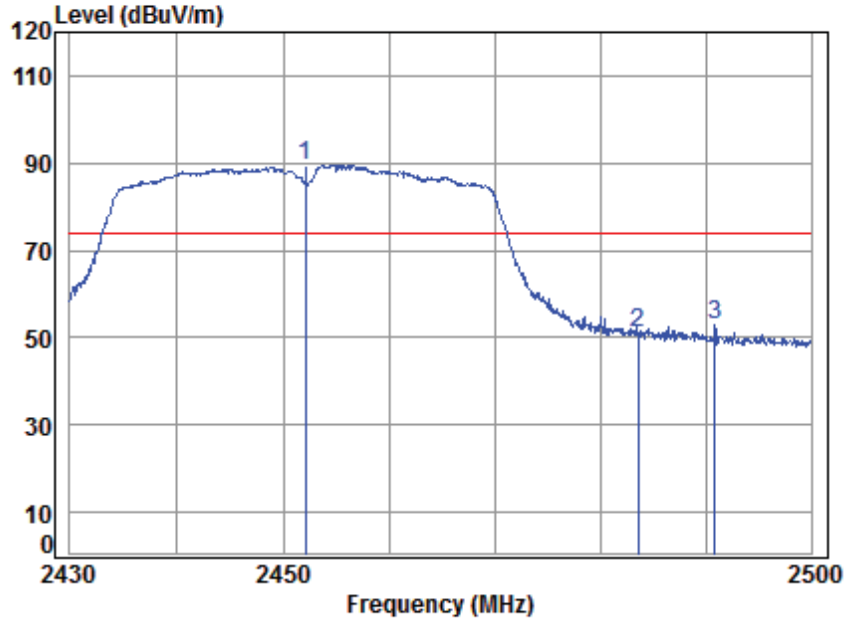


Site : chamber  
 Condition : 3m VERTICAL  
 Job No : 09244CR/09245CR  
 Mode : 2422 Band edge  
 Note : 2.4G WiFi 11N40  
 Power Setting: 16.5

	Freq	Cable Loss	Ant Factor	Preamp Factor	Read Level	Level	Limit Line	Over Limit	Remark
	MHz	dB	dB/m	dB	dBuV	dBuV/m	dBuV/m	dB	
1	2389.827	5.47	28.52	41.87	56.70	48.82	54.00	-5.18	Average
2	2390.000	5.47	28.52	41.87	56.78	48.90	54.00	-5.10	Average
3 *	2422.000	5.52	28.57	41.89	91.79	83.99	54.00	29.99	Average



Mode:a; Polarization:Horizontal; Modulation:802.11n; bandwidth:40MHz; Channel:High

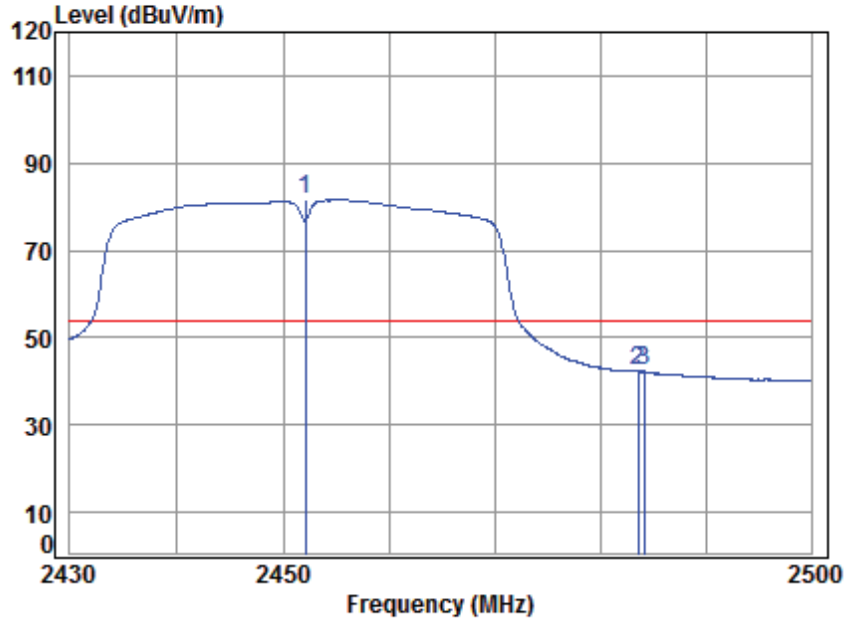


Site : chamber  
 Condition : 3m HORIZONTAL  
 Job No : 09244CR/09245CR  
 Mode : 2452 Band edge  
 Note : 2.4G WiFi 11N40  
 Power Setting: 16.5

	Freq	Cable Loss	Ant Factor	Preamp Factor	Read Level	Limit Level	Over Limit	Remark
	MHz	dB	dB/m	dB	dBuV	dBuV/m	dBuV/m	dB
1 *	2452.000	5.56	28.62	41.90	97.31	89.59	74.00	15.59 peak
2	2483.500	5.60	28.67	41.91	58.61	50.97	74.00	-23.03 peak
3	2490.787	5.61	28.69	41.91	60.47	52.86	74.00	-21.14 peak



Mode:a; Polarization:Horizontal; Modulation:802.11n; bandwidth:40MHz; Channel:High

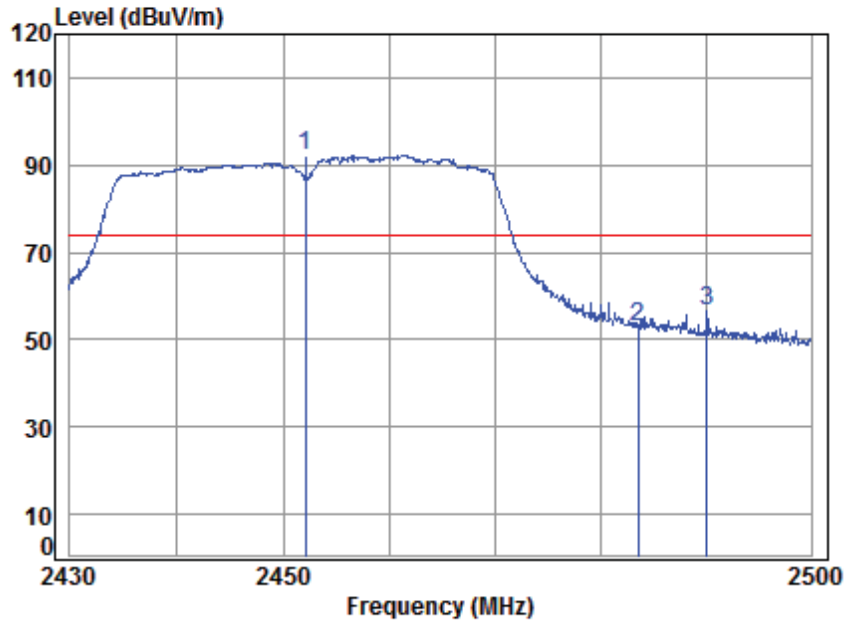


Site : chamber  
 Condition : 3m HORIZONTAL  
 Job No : 09244CR/09245CR  
 Mode : 2452 Band edge  
 Note : 2.4G WiFi 11N40  
 Power Setting: 16.5

	Freq	Cable Loss	Ant Factor	Preamp Factor	Read Level	Level	Limit Line	Over Limit	Remark
	MHz	dB	dB/m	dB	dBuV	dBuV/m	dBuV/m	dB	
1 *	2452.000	5.56	28.62	41.90	89.27	81.55	54.00	27.55	Average
2	2483.500	5.60	28.67	41.91	50.03	42.39	54.00	-11.61	Average
3	2484.076	5.60	28.67	41.91	49.94	42.30	54.00	-11.70	Average



Mode:a; Polarization:Vertical; Modulation:802.11n; bandwidth:40MHz; Channel:High

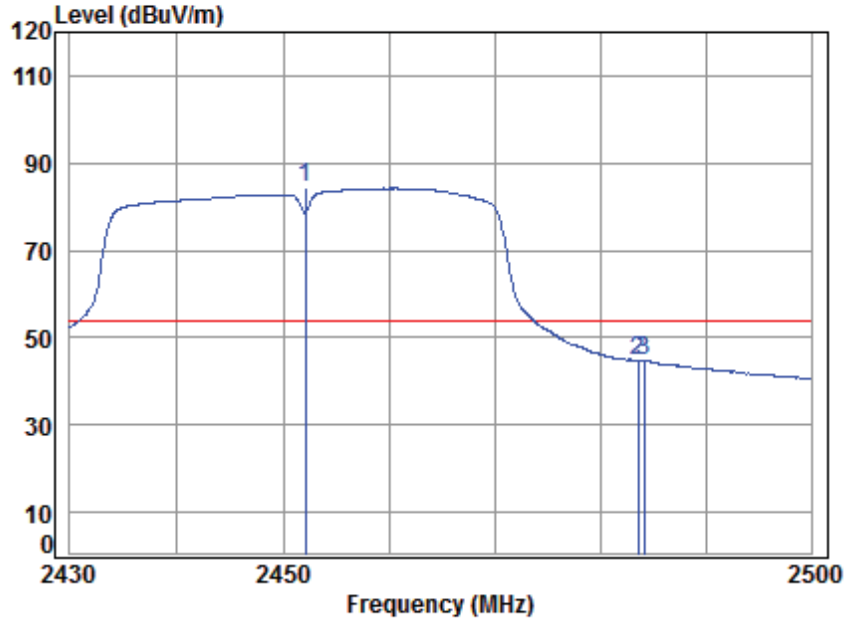


Site : chamber  
 Condition : 3m VERTICAL  
 Job No : 09244CR/09245CR  
 Mode : 2452 Band edge  
 Note : 2.4G WiFi 11N40  
 Power Setting: 16.5

	Freq	Cable Loss	Ant Factor	Preamp Factor	Read Level	Limit Level	Over Limit	Remark
	MHz	dB	dB/m	dB	dBuV	dBuV/m	dBuV/m	dB
1 *	2452.000	5.56	28.62	41.90	99.83	92.11	74.00	18.11 peak
2	2483.500	5.60	28.67	41.91	60.61	52.97	74.00	-21.03 peak
3	2490.080	5.61	28.68	41.91	64.39	56.77	74.00	-17.23 peak



Mode:a; Polarization:Vertical; Modulation:802.11n; bandwidth:40MHz; Channel:High



Site : chamber  
 Condition : 3m VERTICAL  
 Job No : 09244CR/09245CR  
 Mode : 2452 Band edge  
 Note : 2.4G WiFi 11N40  
 Power Setting: 16.5

	Freq	Cable Loss	Ant Factor	Preamp Factor	Read Level	Level	Limit Line	Over Limit	Remark
	MHz	dB	dB/m	dB	dBuV	dBuV/m	dBuV/m	dB	
1 *	2452.000	5.56	28.62	41.90	91.93	84.21	54.00	30.21	Average
2	2483.500	5.60	28.67	41.91	52.30	44.66	54.00	-9.34	Average
3	2484.076	5.60	28.67	41.91	52.34	44.70	54.00	-9.30	Average



## 7.8 Radiated Spurious Emissions

Test Requirement 47 CFR Part 15, Subpart C 15.209 & 15.247(d)

Test Method: ANSI C63.10 (2013) Section 6.4,6.5,6.6

Measurement Distance: 3m

Limit:

Frequency(MHz)	Field strength(microvolts/meter)	Measurement distance(meters)
0.009-0.490	2400/F(kHz)	300
0.490-1.705	24000/F(kHz)	30
1.705-30.0	30	30
30-88	100	3
88-216	150	3
216-960	200	3
Above 960	500	3

Remark: The emission limits shown in the above table are based on measurements employing a CISPR quasi-peak detector except for the frequency bands 9-90kHz, 110-490kHz and above 1000 MHz. Radiated emission limits in these three bands are based on measurements employing an average detector, the peak field strength of any emission shall not exceed the maximum permitted average limits specified above by more than 20 dB under any condition of modulation.

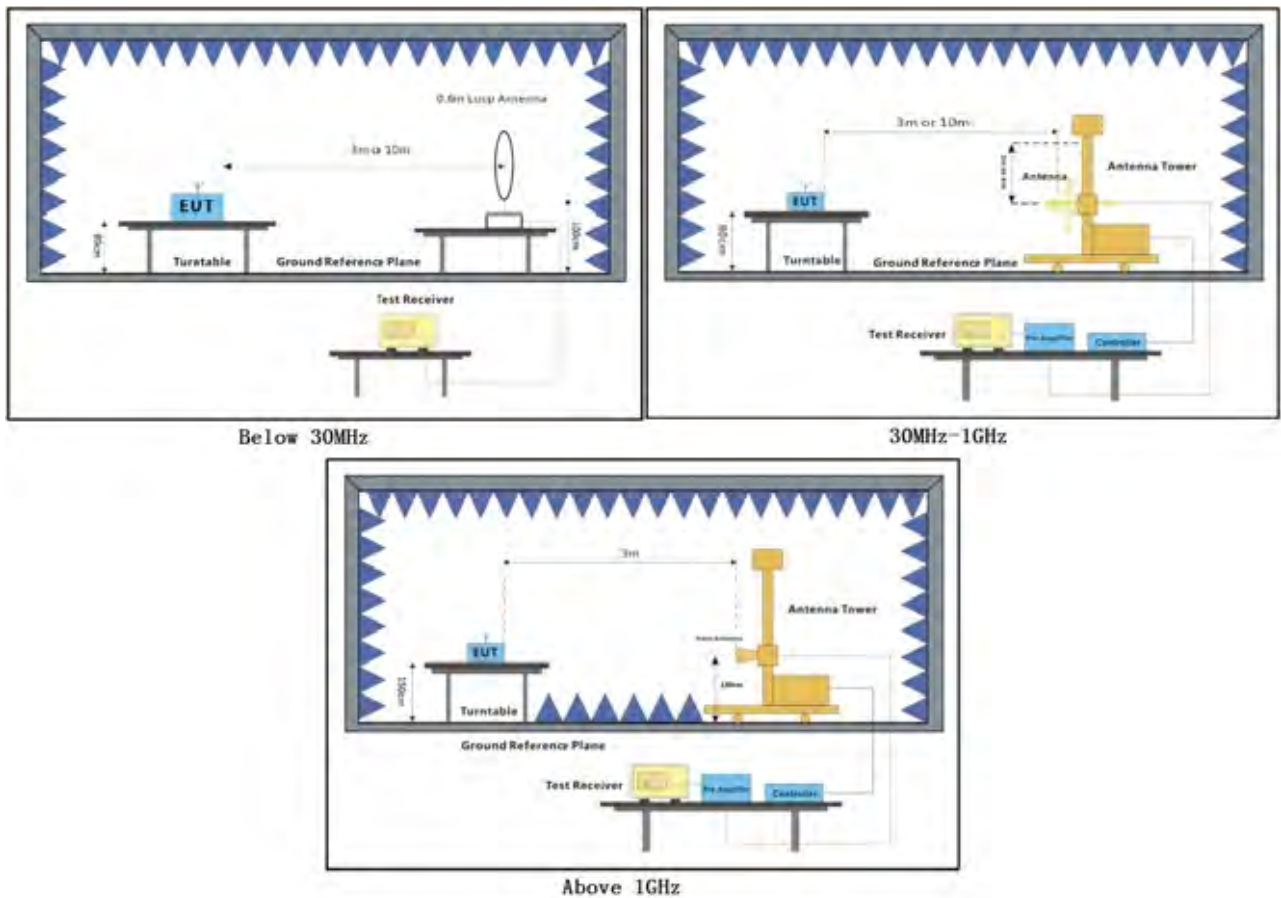
### 7.8.1 E.U.T. Operation

Operating Environment:

Temperature: 25.5 °C      Humidity: 65.2 % RH      Atmospheric Pressure: 1020 mbar

Test mode: a:TX mode\_Keep the EUT in continuously transmitting mode with all modulation types. All data rates for each modulation type have been tested and found the data rate @ 1Mbps is the worst case of IEEE 802.11b; data rate @ 6Mbps is the worst case of IEEE 802.11g; data rate @ 6.5Mbps is the worst case of IEEE 802.11n(HT20); data rate @ 13.5Mbps is the worst case of IEEE 802.11n(HT40). Only the data of worst case is recorded in the report.

### 7.8.2 Test Setup Diagram





### 7.8.3 Measurement Procedure and Data

- a. For below 1GHz, the EUT was placed on the top of a rotating table 0.8 meters above the ground at a 3 or 10 meter semi-anechoic chamber. The table was rotated 360 degrees to determine the position of the highest radiation.
- b. For above 1GHz, the EUT was placed on the top of a rotating table 1.5 meters above the ground at a 3 meter fully-anechoic chamber. The table was rotated 360 degrees to determine the position of the highest radiation.
- c. The EUT was set 3 or 10 meters away from the interference-receiving antenna, which was mounted on the top of a variable-height antenna tower.
- d. The antenna height is varied from one meter to four meters above the ground to determine the maximum value of the field strength. Both horizontal and vertical polarizations of the antenna are set to make the measurement.
- e. For each suspected emission, the EUT was arranged to its worst case and then the antenna was tuned to heights from 1 meter to 4 meters (for the test frequency of below 30MHz, the antenna was tuned to heights 1 meter) and the rotatable table was turned from 0 degrees to 360 degrees to find the maximum reading.
- f. The test-receiver system was set to Peak Detect Function and Specified Bandwidth with Maximum Hold Mode.
- g. If the emission level of the EUT in peak mode was 10dB lower than the limit specified, then testing could be stopped and the peak values of the EUT would be reported. Otherwise the emissions that did not have 10dB margin would be re-tested one by one using peak, quasi-peak or average method as specified and then reported in a data sheet.
- h. Test the EUT in the lowest channel, the middle channel, the Highest channel.
- i. The radiation measurements are performed in X, Y, Z axis positioning for Transmitting mode, and found the X axis positioning which it is the worst case.
- j. Repeat above procedures until all frequencies measured was complete.

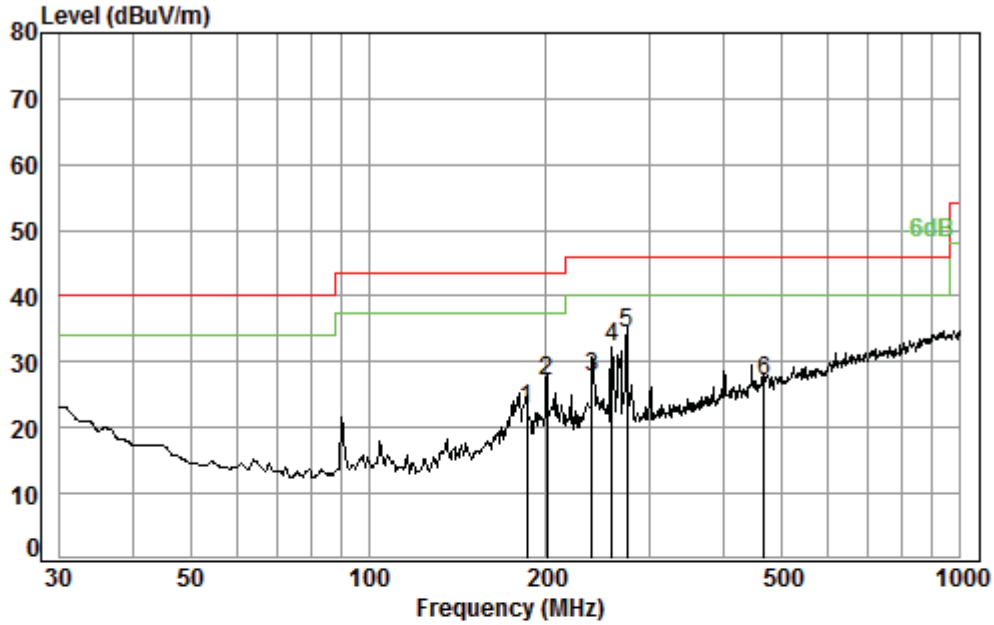
Remark:

- 1) For emission below 1GHz, through pre-scan found the worst case is the lowest channel. Only the worst case is recorded in the report.
- 2) The field strength is calculated by adding the Antenna Factor, Cable Factor & Preamplifier. The basic equation with a sample calculation is as follows:  
Final Test Level = Receiver Reading + Antenna Factor + Cable Factor – Preamplifier Factor
- 3) Scan from 9kHz to 25GHz, the disturbance above 18GHz and below 30MHz was very low. The points marked on above plots are the highest emissions could be found when testing, so only above points had been displayed. The amplitude of spurious emissions from the radiator which are attenuated more than 20dB below the limit need not be reported.
- 4) For frequencies above 1GHz, the field strength limits are based on average limits. However, the peak field strength of any emission shall not exceed the maximum permitted average limits specified above by more than 20 dB under any condition of modulation. For the emissions whose peak level is lower than the average limit, only the peak measurement is shown in the report.





Mode:a; Polarization:Horizontal;

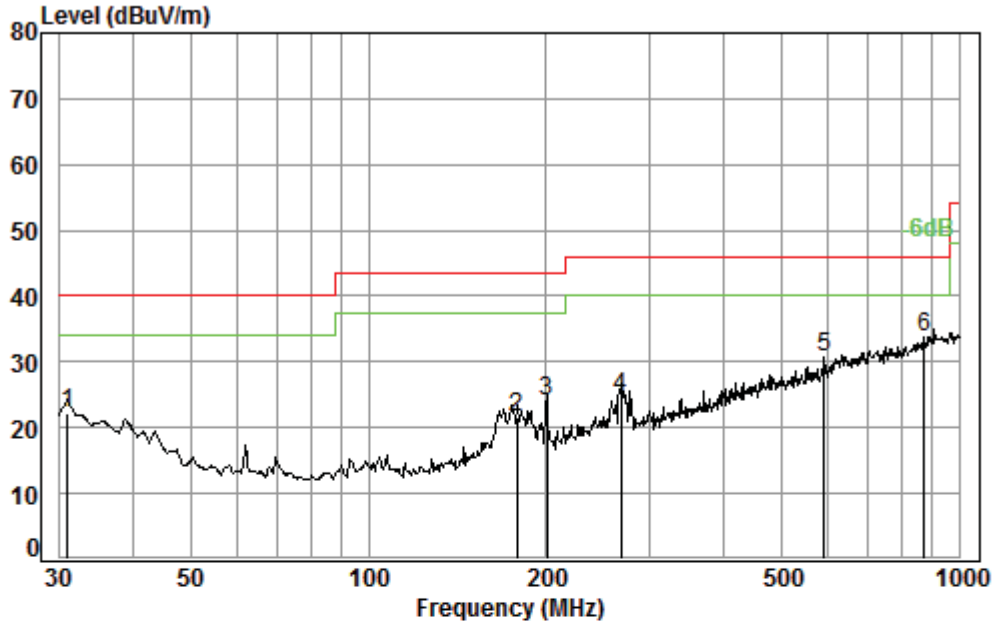


Condition: 3m HORIZONTAL  
Job No. : 09244CR  
Test Mode: a

	Freq	Cable Loss	Ant Factor	Preamp Factor	Read Level	Level	Limit Line	Over Limit
	MHz	dB	dB/m	dB	dBuV	dBuV/m	dBuV/m	dB
1	185.14	1.38	16.06	26.95	32.39	22.88	43.50	-20.62
2	200.69	1.40	16.53	26.90	36.04	27.07	43.50	-16.43
3	239.15	1.62	18.73	26.79	34.11	27.67	46.00	-18.33
4	258.33	1.71	19.08	26.74	38.29	32.34	46.00	-13.66
5 pp	273.23	1.78	18.90	26.70	40.25	34.23	46.00	-11.77
6	467.24	2.48	23.93	27.48	28.22	27.15	46.00	-18.85



Mode:a; Polarization:Vertical;



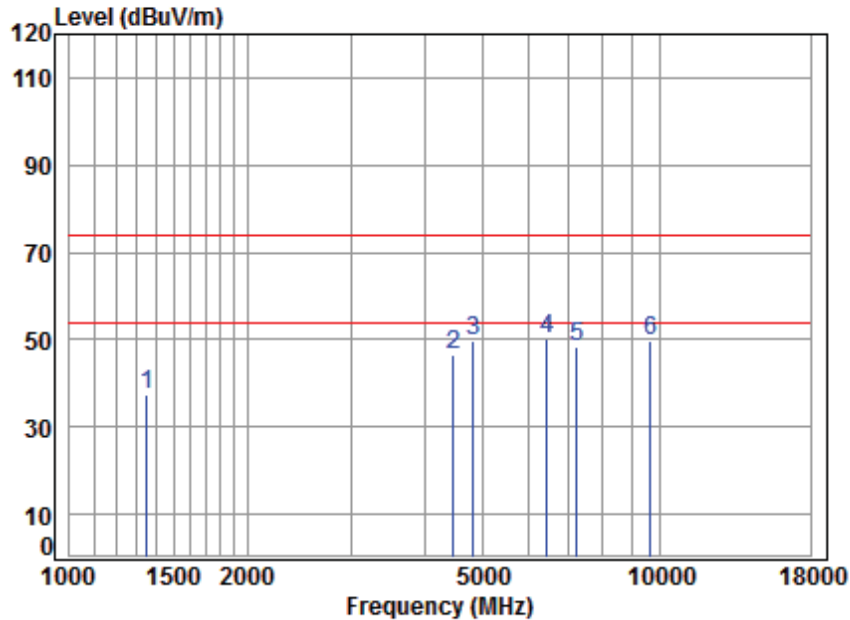
Condition: 3m VERTICAL  
Job No. : 09244CR  
Test Mode: a

	Freq	Cable Loss	Ant Factor	Preamp Factor	Read Level	Limit Level	Over Limit
	MHz	dB	dB/m	dB	dBuV	dBuV/m	dB
1	30.96	0.60	21.95	27.45	27.20	40.00	-17.70
2	178.13	1.37	15.86	26.98	31.32	43.50	-21.93
3	200.69	1.40	16.53	26.90	32.94	43.50	-19.53
4	267.55	1.76	18.98	26.71	30.66	46.00	-21.31
5	588.91	2.69	26.40	27.91	29.43	46.00	-15.39
6 pp	872.18	3.49	29.45	27.21	28.13	46.00	-12.14



Test data for Antenna1:

Mode:a; Polarization:Horizontal; Modulation:802.11b; bandwidth:20MHz; Channel:Low

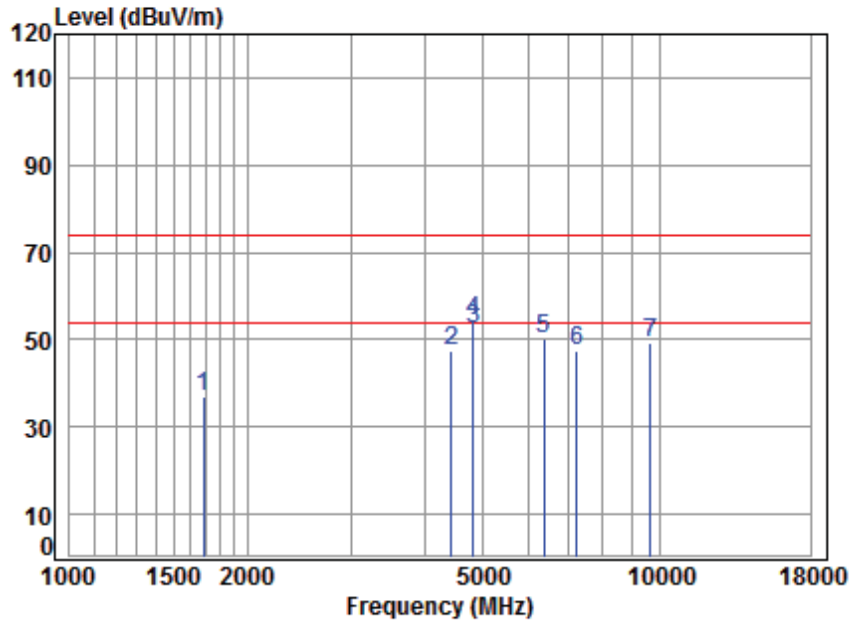


Site : chamber  
 Condition : 3m HORIZONTAL  
 Job No : 09244CR/09245CR  
 Mode : 2412 TX RSE  
 Note : 2.4G WIFI 11B  
 Power Setting:

	Freq	Cable Loss	Ant Factor	Preamp Factor	Read Level	Level	Limit Line	Over Limit	Remark
	MHz	dB	dB/m	dB	dBuV	dBuV/m	dBuV/m	dB	
1	1350.667	4.98	25.23	41.30	48.47	37.38	74.00	-36.62	peak
2	4469.214	7.53	33.55	42.41	47.88	46.55	74.00	-27.45	peak
3	4824.000	7.91	34.00	42.47	50.42	49.86	74.00	-24.14	peak
4	6451.353	11.45	35.55	41.25	44.49	50.24	74.00	-23.76	peak
5	7236.000	10.07	36.09	40.69	42.99	48.46	74.00	-25.54	peak
6	9648.000	10.77	37.69	37.68	39.11	49.89	74.00	-24.11	peak



Mode:a; Polarization:Vertical; Modulation:802.11b; bandwidth:20MHz; Channel:Low

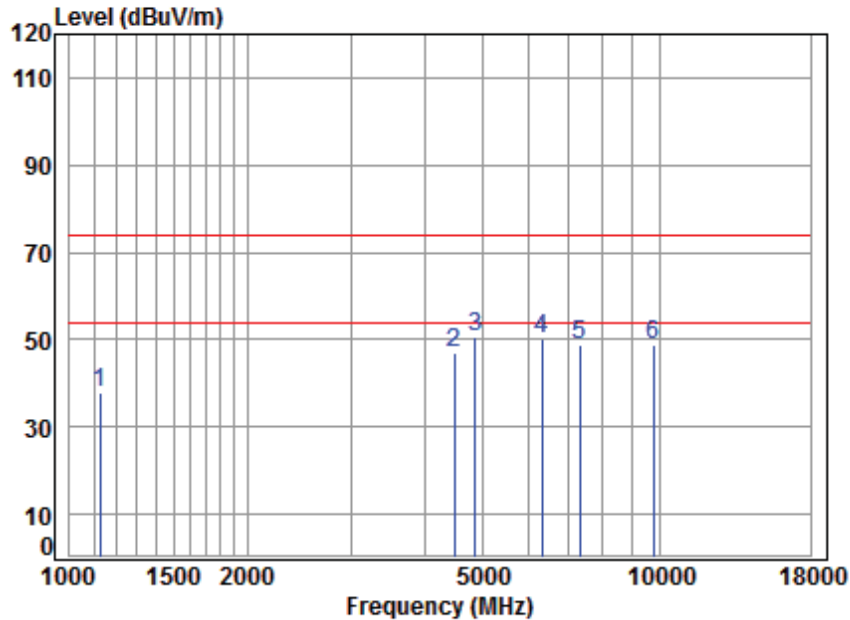


Site : chamber  
 Condition : 3m VERTICAL  
 Job No : 09244CR/09245CR  
 Mode : 2412 TX RSE  
 Note : 2.4G WIFI 11B  
 Power Setting:

	Freq	Cable Loss	Ant Factor	Preamp Factor	Read Level	Level	Limit Line	Over Limit	Remark
	MHz	dB	dB/m	dB	dBuV	dBuV/m	dBuV/m	dB	
1	1687.347	5.24	26.62	41.52	46.83	37.17	74.00	-36.83	peak
2	4443.453	7.50	33.50	42.41	48.69	47.28	74.00	-26.72	peak
3	4824.000	7.90	33.99	42.47	53.04	52.46	54.00	-1.54	Average
4	4824.000	7.91	34.00	42.47	54.90	54.34	74.00	-19.66	peak
5	6377.195	11.31	35.48	41.31	44.73	50.21	74.00	-23.79	peak
6	7236.000	10.07	36.09	40.69	42.06	47.53	74.00	-26.47	peak
7	9648.000	10.77	37.69	37.68	38.63	49.41	74.00	-24.59	peak



Mode:a; Polarization:Horizontal; Modulation:802.11b; bandwidth:20MHz; Channel:middle

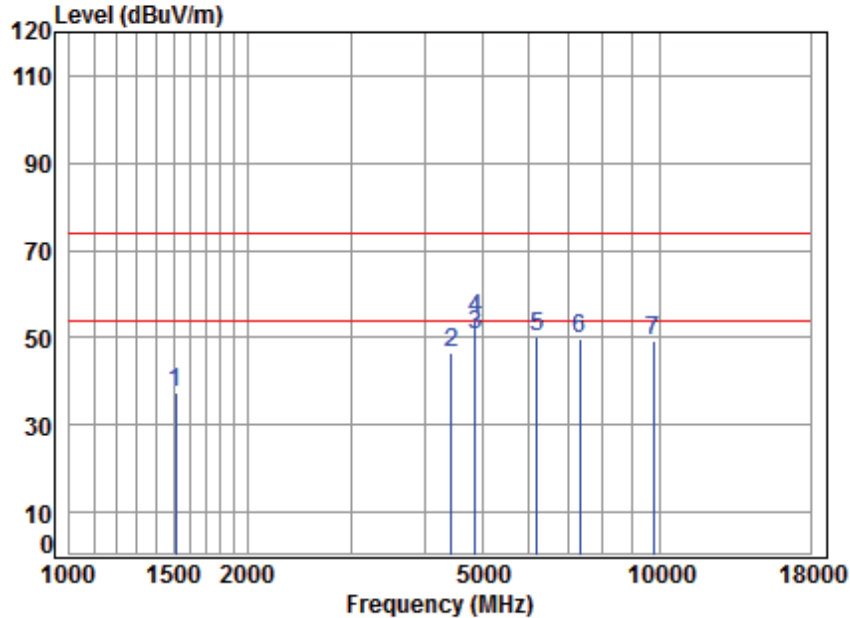


Site : chamber  
 Condition : 3m HORIZONTAL  
 Job No : 09244CR/09245CR  
 Mode : 2437 TX RSE  
 Note : 2.4G WIFI 11B  
 Power Setting:

	Freq	Cable Loss	Ant Factor	Preamp Factor	Read Level	Level	Limit Line	Over Limit	Remark
	MHz	dB	dB/m	dB	dBuV	dBuV/m	dBuV/m	dB	
1	1125.813	4.11	24.24	41.12	50.73	37.96	74.00	-36.04	peak
2	4495.125	7.55	33.59	42.42	48.41	47.13	74.00	-26.87	peak
3	4874.000	7.96	34.05	42.48	51.10	50.63	74.00	-23.37	peak
4	6322.136	11.20	35.43	41.35	45.06	50.34	74.00	-23.66	peak
5	7311.000	10.05	36.15	40.64	43.41	48.97	74.00	-25.03	peak
6	9748.000	10.82	37.75	37.54	38.01	49.04	74.00	-24.96	peak



Mode:a; Polarization:Vertical; Modulation:802.11b; bandwidth:20MHz; Channel:middle

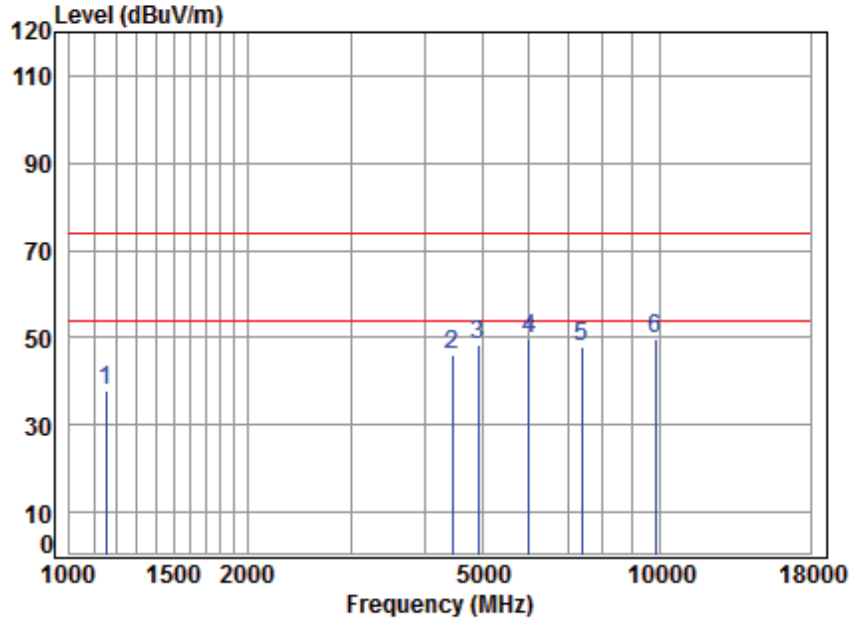


Site : chamber  
Condition : 3m VERTICAL  
Job No : 09244CR/09245CR  
Mode : 2437 TX RSE  
Note : 2.4G WIFI 11B  
Power Setting:

	Freq	Cable Loss	Ant Factor	Preamp Factor	Read Level	Level	Limit Line	Over Limit	Remark
	MHz	dB	dB/m	dB	dBuV	dBuV/m	dBuV/m	dB	
1	1511.833	5.46	25.85	41.41	47.72	37.62	74.00	-36.38	peak
2	4430.628	7.48	33.48	42.41	48.10	46.65	74.00	-27.35	peak
3	4874.000	7.96	34.05	42.48	51.11	50.64	54.00	-3.36	Average
4	4874.000	7.96	34.05	42.48	54.60	54.13	74.00	-19.87	peak
5	6195.508	10.96	35.30	41.45	45.26	50.07	74.00	-23.93	peak
6	7311.000	10.05	36.15	40.64	44.15	49.71	74.00	-24.29	peak
7	9748.000	10.82	37.75	37.54	38.16	49.19	74.00	-24.81	peak



Mode:a; Polarization:Horizontal; Modulation:802.11b; bandwidth:20MHz; Channel:High

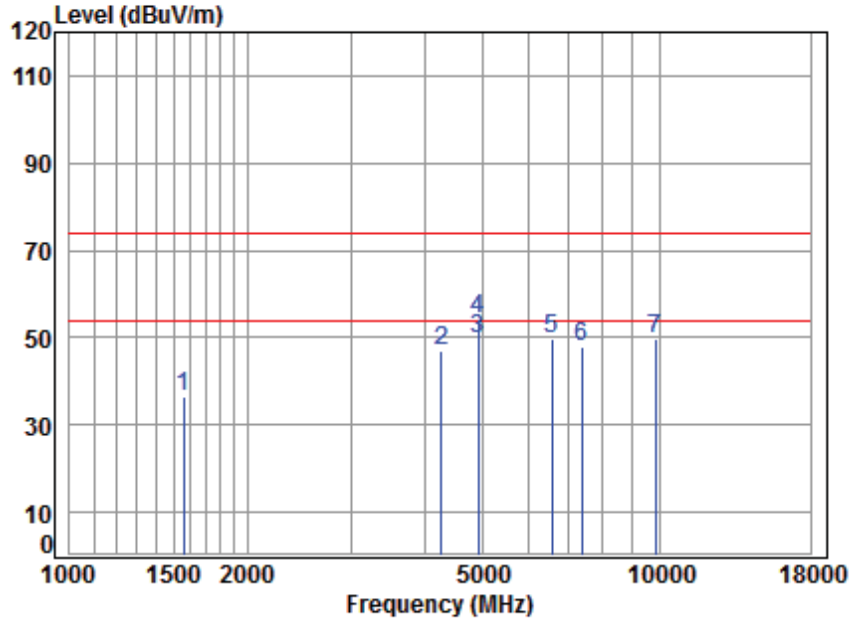


Site : chamber  
Condition : 3m HORIZONTAL  
Job No : 09244CR/09245CR  
Mode : 2462 TX RSE  
Note : 2.4G WIFI 11B  
Power Setting:

	Freq	Cable Loss	Ant Factor	Preamp Factor	Read Level	Level	Limit Line	Over Limit	Remark
	MHz	dB	dB/m	dB	dBuV	dBuV/m	dBuV/m	dB	
1	1152.148	4.22	24.37	41.14	50.24	37.69	74.00	-36.31	peak
2	4456.315	7.51	33.53	42.41	47.65	46.28	74.00	-27.72	peak
3	4924.000	8.01	34.11	42.49	48.91	48.54	74.00	-25.46	peak
4	6001.626	10.57	35.10	41.61	45.72	49.78	74.00	-24.22	peak
5	7386.000	10.03	36.21	40.59	42.10	47.75	74.00	-26.25	peak
6	9848.000	10.87	37.81	37.41	38.54	49.81	74.00	-24.19	peak



Mode:a; Polarization:Vertical; Modulation:802.11b; bandwidth:20MHz; Channel:High



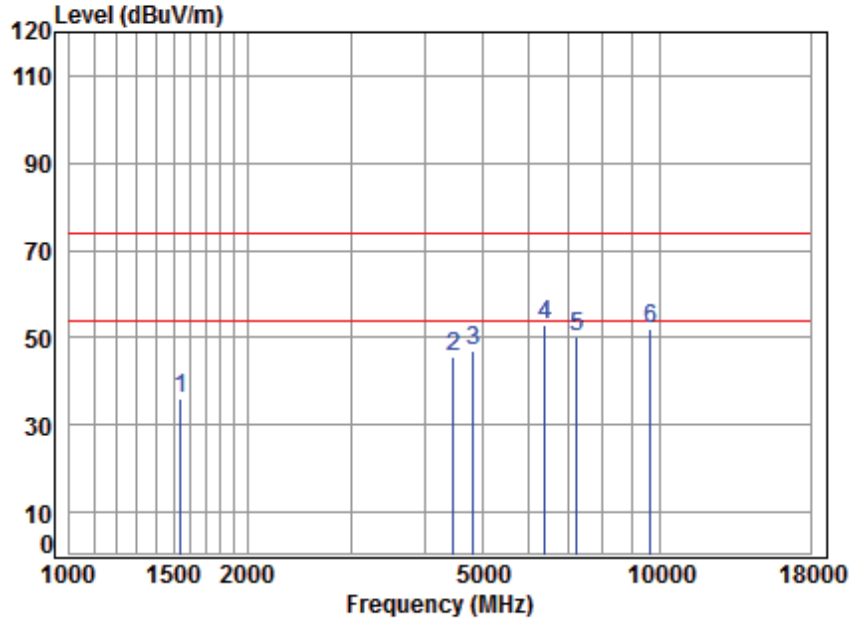
Site : chamber  
 Condition : 3m VERTICAL  
 Job No : 09244CR/09245CR  
 Mode : 2462 TX RSE  
 Note : 2.4G WIFI 11B  
 Power Setting:

	Freq	Cable Loss	Ant Factor	Preamp Factor	Read Level	Level	Limit Line	Over Limit	Remark
	MHz	dB	dB/m	dB	dBuV	dBuV/m	dBuV/m	dB	
1	1560.673	5.40	26.08	41.45	46.62	36.65	74.00	-37.35	peak
2	4267.237	7.30	33.19	42.38	49.02	47.13	74.00	-26.87	peak
3	4924.000	8.02	34.12	42.49	50.18	49.83	54.00	-4.17	Average
4	4924.000	8.01	34.11	42.49	54.57	54.20	74.00	-19.80	peak
5	6564.209	11.35	35.64	41.17	44.02	49.84	74.00	-24.16	peak
6	7386.000	10.03	36.21	40.59	42.31	47.96	74.00	-26.04	peak
7	9848.000	10.87	37.81	37.41	38.67	49.94	74.00	-24.06	peak





Mode:a; Polarization:Horizontal; Modulation:802.11g; bandwidth:20MHz; Channel:Low

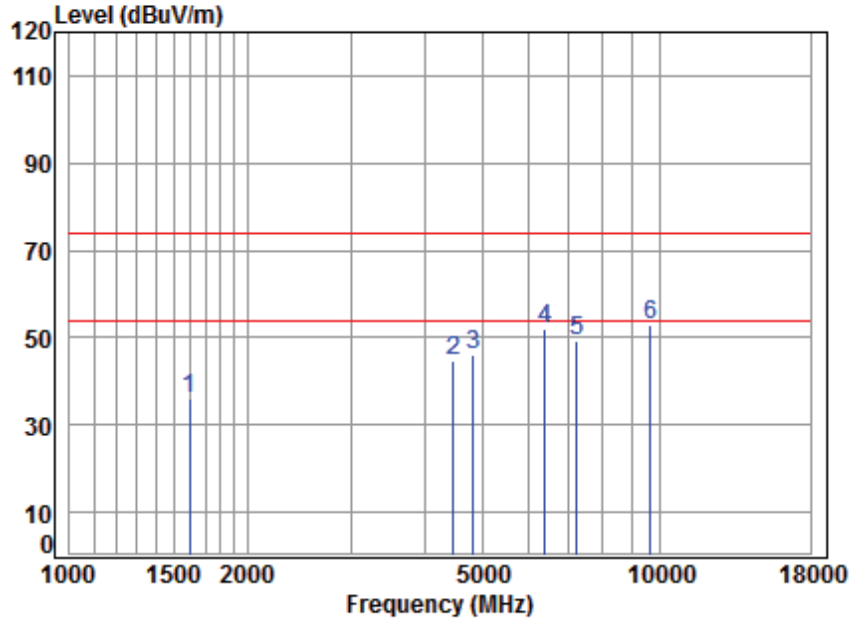


Site : chamber  
 Condition : 3m HORIZONTAL  
 Job No : 09244CR/09245CR  
 Mode : 2412 TX RSE  
 Note : 2.4G WIFI 11G  
 Power Setting:

	Freq	Cable Loss	Ant Factor	Preamp Factor	Read Level	Level	Limit Line	Over Limit	Remark
	MHz	dB	dB/m	dB	dBuV	dBuV/m	dBuV/m	dB	
1	1542.733	5.42	26.00	41.43	46.28	36.27	74.00	-37.73	peak
2	4469.214	7.53	33.55	42.41	46.99	45.66	74.00	-28.34	peak
3	4824.000	7.91	34.00	42.47	47.40	46.84	74.00	-27.16	peak
4	6395.654	11.34	35.50	41.30	47.48	53.02	74.00	-20.98	peak
5	7236.000	10.07	36.09	40.69	44.69	50.16	74.00	-23.84	peak
6	9648.000	10.77	37.69	37.68	41.29	52.07	74.00	-21.93	peak



Mode:a; Polarization:Vertical; Modulation:802.11g; bandwidth:20MHz; Channel:Low

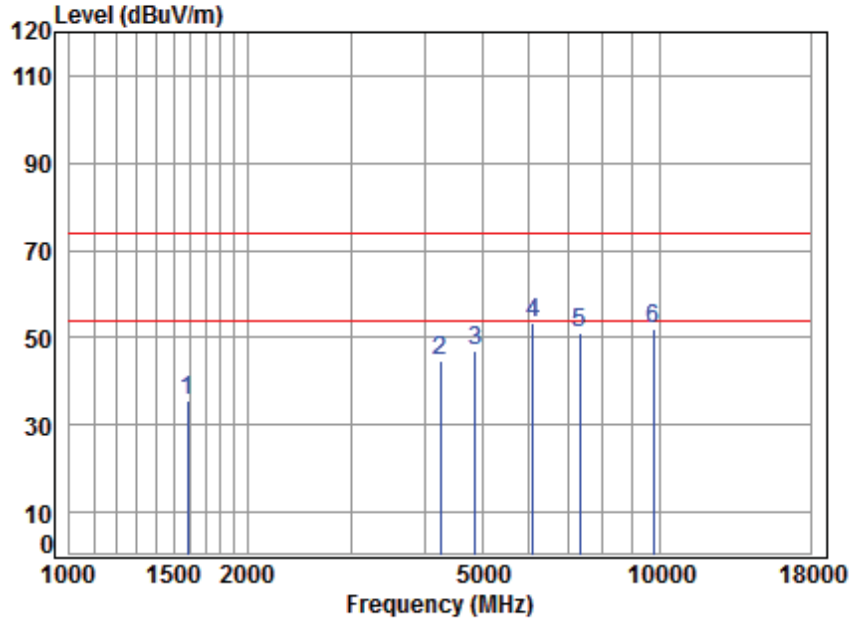


Site : chamber  
 Condition : 3m VERTICAL  
 Job No : 09244CR/09245CR  
 Mode : 2412 TX RSE  
 Note : 2.4G WIFI 11G  
 Power Setting:

	Freq	Cable Loss	Ant Factor	Preamp Factor	Read Level	Level	Limit Line	Over Limit	Remark
	MHz	dB	dB/m	dB	dBuV	dBuV/m	dBuV/m	dB	
1	1597.181	5.35	26.24	41.47	45.71	35.83	74.00	-38.17	peak
2	4469.214	7.53	33.55	42.41	45.92	44.59	74.00	-29.41	peak
3	4824.000	7.91	34.00	42.47	46.44	45.88	74.00	-28.12	peak
4	6395.654	11.34	35.50	41.30	46.41	51.95	74.00	-22.05	peak
5	7236.000	10.07	36.09	40.69	44.01	49.48	74.00	-24.52	peak
6	9648.000	10.77	37.69	37.68	41.95	52.73	74.00	-21.27	peak



Mode:a; Polarization:Horizontal; Modulation:802.11g; bandwidth:20MHz; Channel:middle

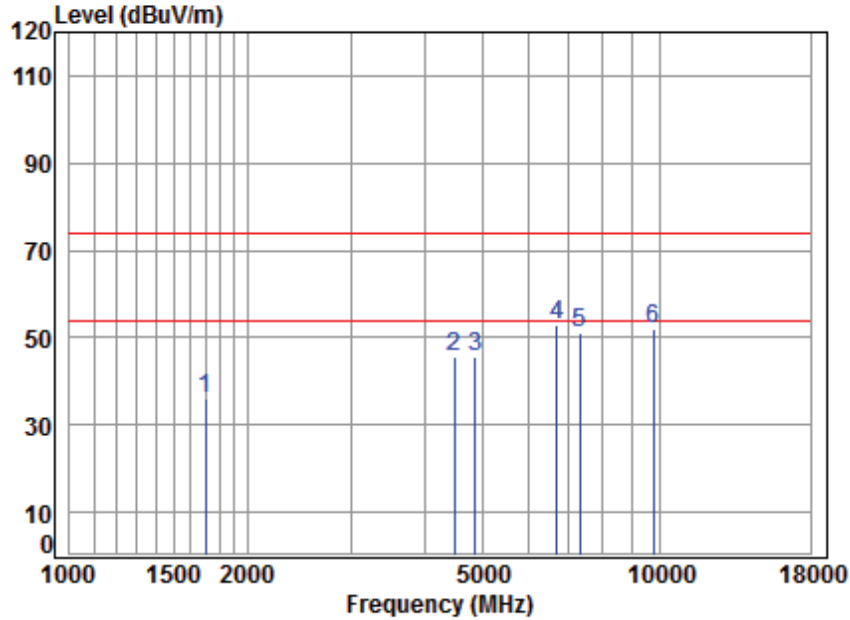


Site : chamber  
 Condition : 3m HORIZONTAL  
 Job No : 09244CR/09245CR  
 Mode : 2437 TX RSE  
 Note : 2.4G WIFI 11G  
 Power Setting:

	Freq	Cable Loss	Ant Factor	Preamp Factor	Read Level	Level	Limit Line	Over Limit	Remark
	MHz	dB	dB/m	dB	dBuV	dBuV/m	dBuV/m	dB	
1	1583.392	5.37	26.18	41.46	45.49	35.58	74.00	-38.42	peak
2	4242.641	7.27	33.15	42.37	46.83	44.88	74.00	-29.12	peak
3	4874.000	7.96	34.05	42.48	47.37	46.90	74.00	-27.10	peak
4	6106.616	10.78	35.21	41.52	48.75	53.22	74.00	-20.78	peak
5	7311.000	10.05	36.15	40.64	45.37	50.93	74.00	-23.07	peak
6	9748.000	10.82	37.75	37.54	41.13	52.16	74.00	-21.84	peak



Mode:a; Polarization:Vertical; Modulation:802.11g; bandwidth:20MHz; Channel:middle

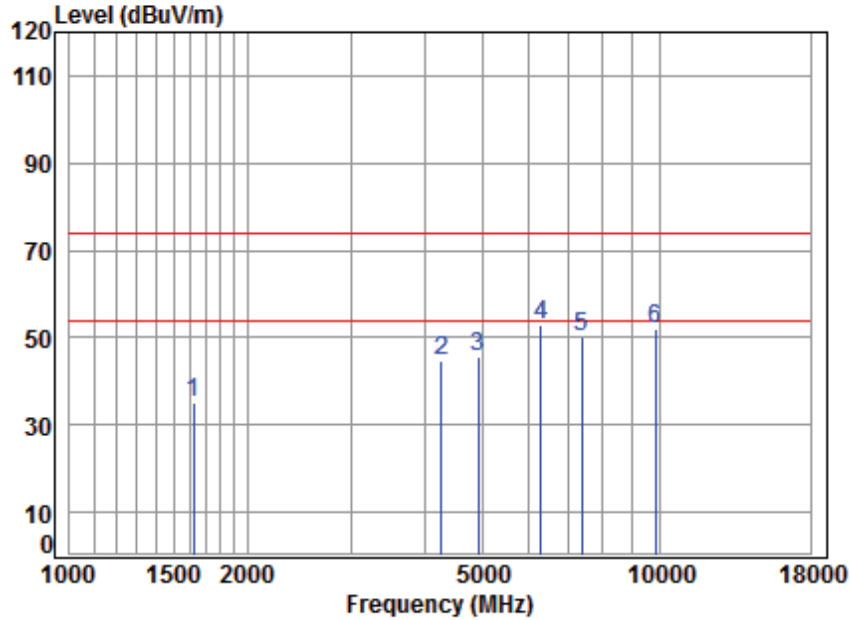


Site : chamber  
 Condition : 3m VERTICAL  
 Job No : 09244CR/09245CR  
 Mode : 2437 TX RSE  
 Note : 2.4G WIFI 11G  
 Power Setting:

	Freq	Cable Loss	Ant Factor	Preamp Factor	Read Level	Level	Limit Line	Over Limit	Remark
	MHz	dB	dB/m	dB	dBuV	dBuV/m	dBuV/m	dB	
1	1702.042	5.23	26.68	41.53	45.52	35.90	74.00	-38.10	peak
2	4482.150	7.54	33.57	42.41	46.86	45.56	74.00	-28.44	peak
3	4874.000	7.96	34.05	42.48	46.30	45.83	74.00	-28.17	peak
4	6698.373	10.97	35.72	41.07	47.24	52.86	74.00	-21.14	peak
5	7311.000	10.05	36.15	40.64	45.58	51.14	74.00	-22.86	peak
6	9748.000	10.82	37.75	37.54	41.06	52.09	74.00	-21.91	peak



Mode:a; Polarization:Horizontal; Modulation:802.11g; bandwidth:20MHz; Channel:High

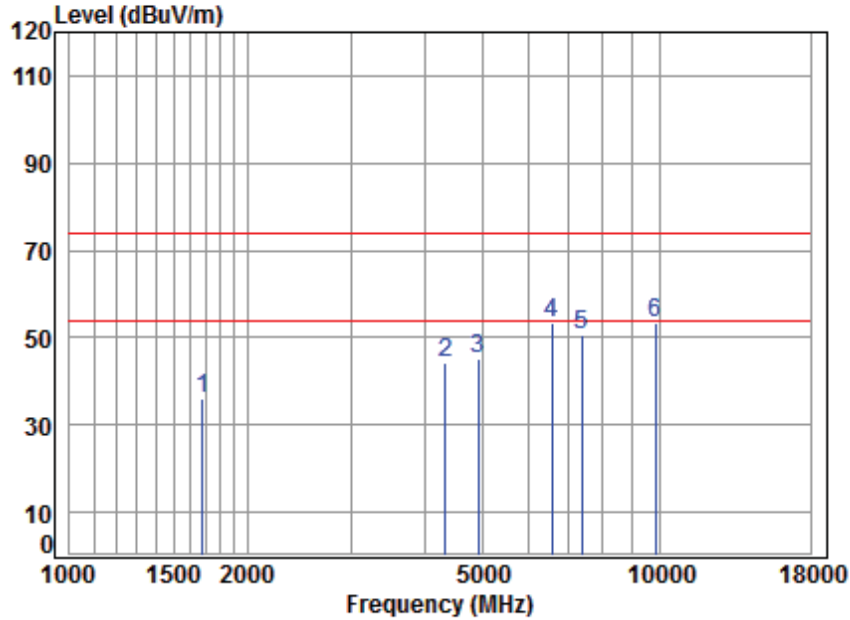


Site : chamber  
 Condition : 3m HORIZONTAL  
 Job No : 09244CR/09245CR  
 Mode : 2462 TX RSE  
 Note : 2.4G WIFI 11G  
 Power Setting:

	Freq	Cable Loss	Ant Factor	Preamp Factor	Read Level	Level	Limit Line	Over Limit	Remark
	MHz	dB	dB/m	dB	dBuV	dBuV/m	dBuV/m	dB	
1	1625.121	5.32	26.36	41.49	44.91	35.10	74.00	-38.90	peak
2	4267.237	7.30	33.19	42.38	46.44	44.55	74.00	-29.45	peak
3	4924.000	8.01	34.11	42.49	45.89	45.52	74.00	-28.48	peak
4	6303.890	11.17	35.41	41.37	47.60	52.81	74.00	-21.19	peak
5	7386.000	10.03	36.21	40.59	44.39	50.04	74.00	-23.96	peak
6	9848.000	10.87	37.81	37.41	40.73	52.00	74.00	-22.00	peak



Mode:a; Polarization:Vertical; Modulation:802.11g; bandwidth:20MHz; Channel:High

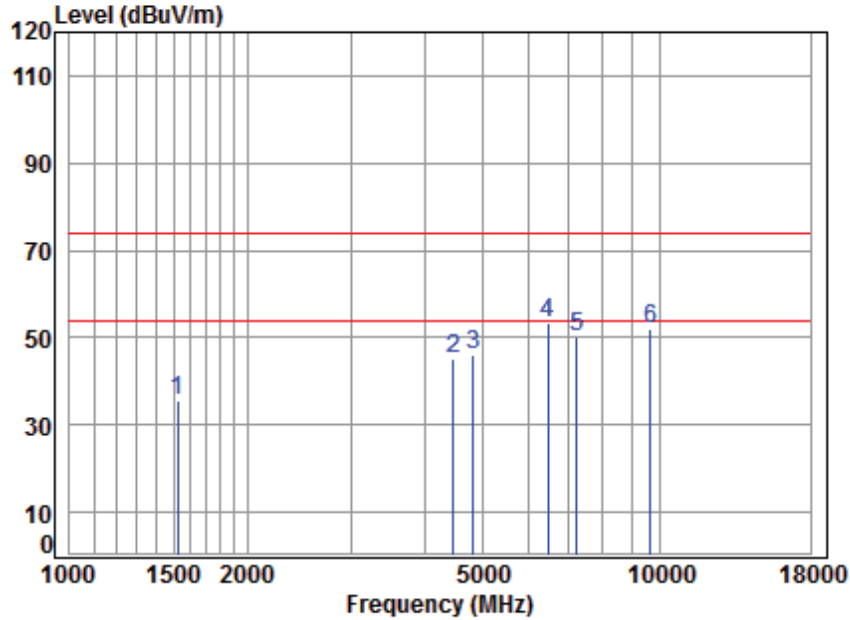


Site : chamber  
 Condition : 3m VERTICAL  
 Job No : 09244CR/09245CR  
 Mode : 2462 TX RSE  
 Note : 2.4G WIFI 11G  
 Power Setting:

	Freq	Cable Loss	Ant Factor	Preamp Factor	Read Level	Level	Limit Line	Over Limit	Remark
	MHz	dB	dB/m	dB	dBuV	dBuV/m	dBuV/m	dB	
1	1682.477	5.25	26.60	41.52	45.62	35.95	74.00	-38.05	peak
2	4341.886	7.38	33.33	42.39	46.13	44.45	74.00	-29.55	peak
3	4924.000	8.01	34.11	42.49	45.45	45.08	74.00	-28.92	peak
4	6564.209	11.35	35.64	41.17	47.59	53.41	74.00	-20.59	peak
5	7386.000	10.03	36.21	40.59	44.89	50.54	74.00	-23.46	peak
6	9848.000	10.87	37.81	37.41	42.09	53.36	74.00	-20.64	peak



Mode:a; Polarization:Horizontal; Modulation:802.11n; bandwidth:20MHz; Channel:Low

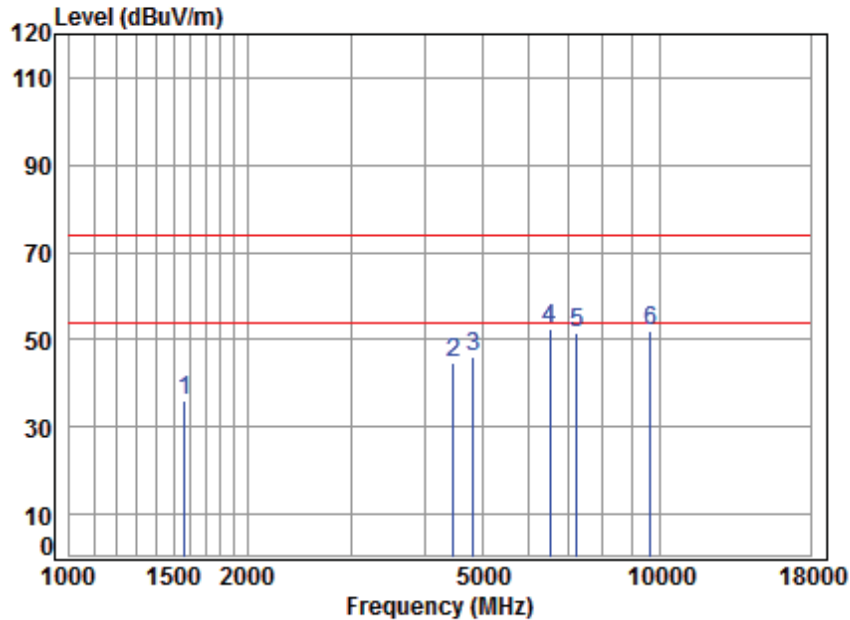


Site : chamber  
 Condition : 3m HORIZONTAL  
 Job No : 09244CR/09245CR  
 Mode : 2412 TX RSE  
 Note : 2.4G WIFI 11N 20  
 Power Setting:

	Freq	Cable Loss	Ant Factor	Preamp Factor	Read Level	Level	Limit Line	Over Limit	Remark
	MHz	dB	dB/m	dB	dBuV	dBuV/m	dBuV/m	dB	
1	1525.000	5.45	25.91	41.42	45.74	35.68	74.00	-38.32	peak
2	4469.214	7.53	33.55	42.41	46.73	45.40	74.00	-28.60	peak
3	4824.000	7.91	34.00	42.47	46.68	46.12	74.00	-27.88	peak
4	6470.026	11.48	35.57	41.24	47.38	53.19	74.00	-20.81	peak
5	7236.000	10.07	36.09	40.69	44.78	50.25	74.00	-23.75	peak
6	9648.000	10.77	37.69	37.68	41.25	52.03	74.00	-21.97	peak



Mode:a; Polarization:Vertical; Modulation:802.11n; bandwidth:20MHz; Channel:Low



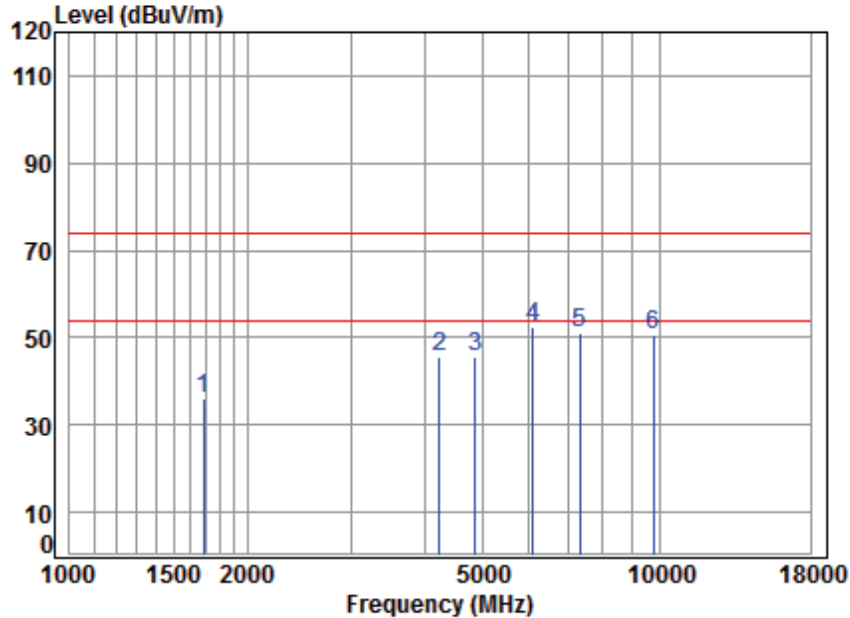
Site : chamber  
 Condition : 3m VERTICAL  
 Job No : 09244CR/09245CR  
 Mode : 2412 TX RSE  
 Note : 2.4G WIFI 11N 20  
 Power Setting:

	Freq	Cable Loss	Ant Factor	Preamp Factor	Read Level	Level	Limit Line	Over Limit	Remark
	MHz	dB	dB/m	dB	dBuV	dBuV/m	dBuV/m	dB	
1	1569.721	5.39	26.12	41.45	46.09	36.15	74.00	-37.85	peak
2	4469.214	7.53	33.55	42.41	46.09	44.76	74.00	-29.24	peak
3	4824.000	7.91	34.00	42.47	46.63	46.07	74.00	-27.93	peak
4	6507.536	11.52	35.60	41.21	46.77	52.68	74.00	-21.32	peak
5	7236.000	10.07	36.09	40.69	45.90	51.37	74.00	-22.63	peak
6	9648.000	10.77	37.69	37.68	41.29	52.07	74.00	-21.93	peak





Mode:a; Polarization:Horizontal; Modulation:802.11n; bandwidth:20MHz; Channel:middle

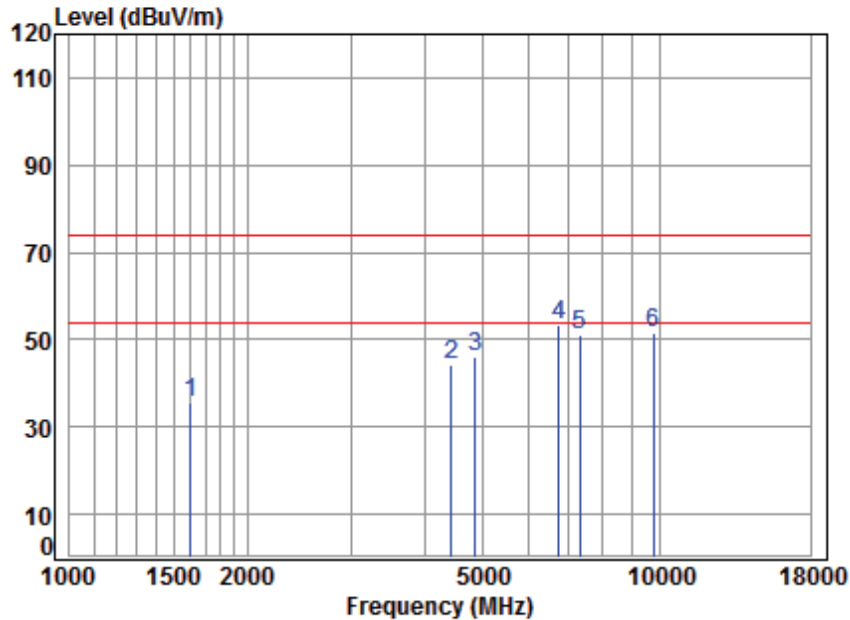


Site : chamber  
 Condition : 3m HORIZONTAL  
 Job No : 09244CR/09245CR  
 Mode : 2437 TX RSE  
 Note : 2.4G WIFI 11N 20  
 Power Setting:

	Freq	Cable Loss	Ant Factor	Preamp Factor	Read Level	Level	Limit Line	Over Limit	Remark
	MHz	dB	dB/m	dB	dBuV	dBuV/m	dBuV/m	dB	
1	1687.347	5.24	26.62	41.52	45.71	36.05	74.00	-37.95	peak
2	4230.396	7.26	33.13	42.37	47.70	45.72	74.00	-28.28	peak
3	4874.000	7.96	34.05	42.48	45.88	45.41	74.00	-28.59	peak
4	6088.991	10.75	35.19	41.54	47.94	52.34	74.00	-21.66	peak
5	7311.000	10.05	36.15	40.64	45.71	51.27	74.00	-22.73	peak
6	9748.000	10.82	37.75	37.54	39.55	50.58	74.00	-23.42	peak



Mode:a; Polarization:Vertical; Modulation:802.11n; bandwidth:20MHz; Channel:middle

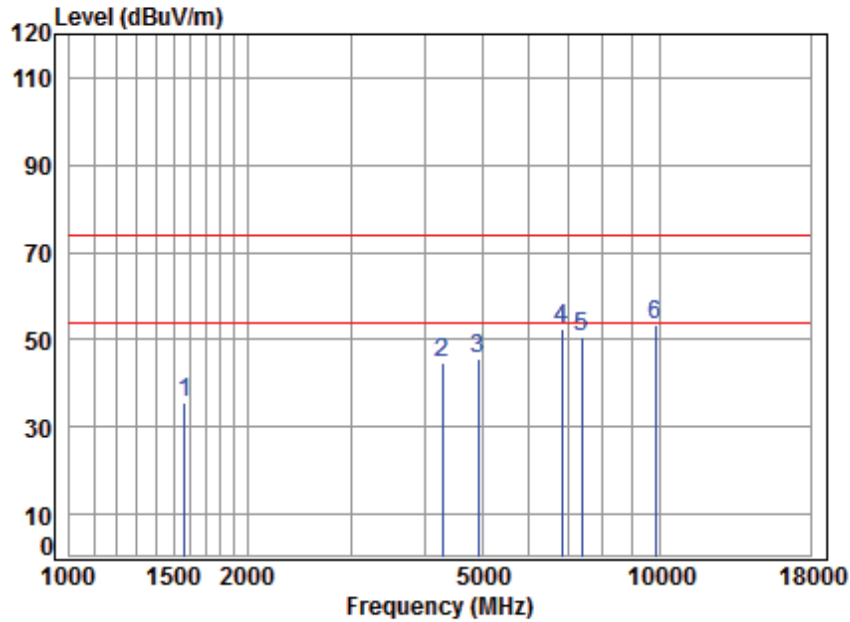


Site : chamber  
 Condition : 3m VERTICAL  
 Job No : 09244CR/09245CR  
 Mode : 2437 TX RSE  
 Note : 2.4G WIFI 11N 20  
 Power Setting:

	Freq	Cable Loss	Ant Factor	Preamp Factor	Read Level	Level	Limit Line	Over Limit	Remark
	MHz	dB	dB/m	dB	dBuV	dBuV/m	dBuV/m	dB	
1	1606.441	5.34	26.28	41.47	45.42	35.57	74.00	-38.43	peak
2	4443.453	7.50	33.50	42.41	45.48	44.07	74.00	-29.93	peak
3	4874.000	7.96	34.05	42.48	46.38	45.91	74.00	-28.09	peak
4	6737.207	10.86	35.75	41.04	47.90	53.47	74.00	-20.53	peak
5	7311.000	10.05	36.15	40.64	45.37	50.93	74.00	-23.07	peak
6	9748.000	10.82	37.75	37.54	40.44	51.47	74.00	-22.53	peak



Mode:a; Polarization:Horizontal; Modulation:802.11n; bandwidth:20MHz; Channel:High

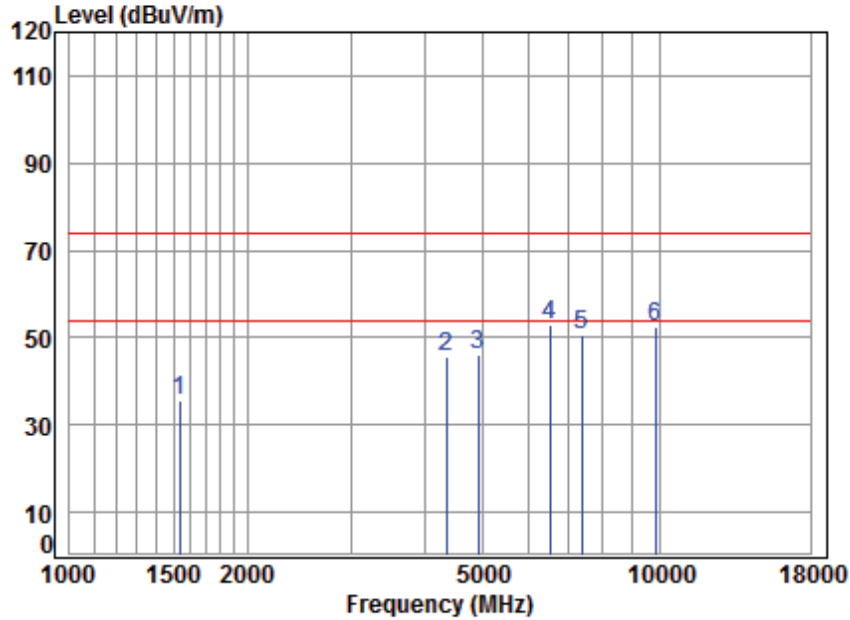


Site : chamber  
 Condition : 3m HORIZONTAL  
 Job No : 09244CR/09245CR  
 Mode : 2462 TX RSE  
 Note : 2.4G WIFI 11N 20  
 Power Setting:

	Freq	Cable Loss	Ant Factor	Preamp Factor	Read Level	Level	Limit Line	Over Limit	Remark
	MHz	dB	dB/m	dB	dBuV	dBuV/m	dBuV/m	dB	
1	1569.721	5.39	26.12	41.45	45.64	35.70	74.00	-38.30	peak
2	4291.977	7.33	33.24	42.38	46.48	44.67	74.00	-29.33	peak
3	4924.000	8.01	34.11	42.49	45.78	45.41	74.00	-28.59	peak
4	6815.551	10.64	35.79	40.98	47.11	52.56	74.00	-21.44	peak
5	7386.000	10.03	36.21	40.59	44.87	50.52	74.00	-23.48	peak
6	9848.000	10.87	37.81	37.41	42.05	53.32	74.00	-20.68	peak



Mode:a; Polarization:Vertical; Modulation:802.11n; bandwidth:20MHz; Channel:High

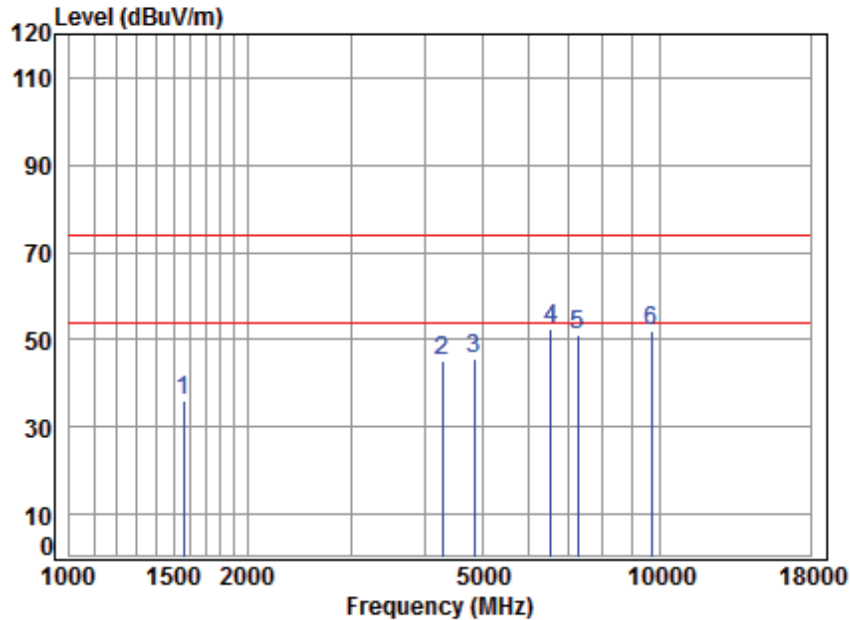


Site : chamber  
 Condition : 3m VERTICAL  
 Job No : 09244CR/09245CR  
 Mode : 2462 TX RSE  
 Note : 2.4G WIFI 11N 20  
 Power Setting:

	Freq	Cable Loss	Ant Factor	Preamp Factor	Read Level	Level	Limit Line	Over Limit	Remark
	MHz	dB	dB/m	dB	dBuV	dBuV/m	dBuV/m	dB	
1	1538.281	5.43	25.98	41.43	45.54	35.52	74.00	-38.48	peak
2	4354.454	7.40	33.35	42.39	47.33	45.69	74.00	-28.31	peak
3	4924.000	8.01	34.11	42.49	46.31	45.94	74.00	-28.06	peak
4	6526.373	11.46	35.62	41.20	46.91	52.79	74.00	-21.21	peak
5	7386.000	10.03	36.21	40.59	44.85	50.50	74.00	-23.50	peak
6	9848.000	10.87	37.81	37.41	41.20	52.47	74.00	-21.53	peak



Mode:a; Polarization:Horizontal; Modulation:802.11n; bandwidth:40MHz; Channel:Low

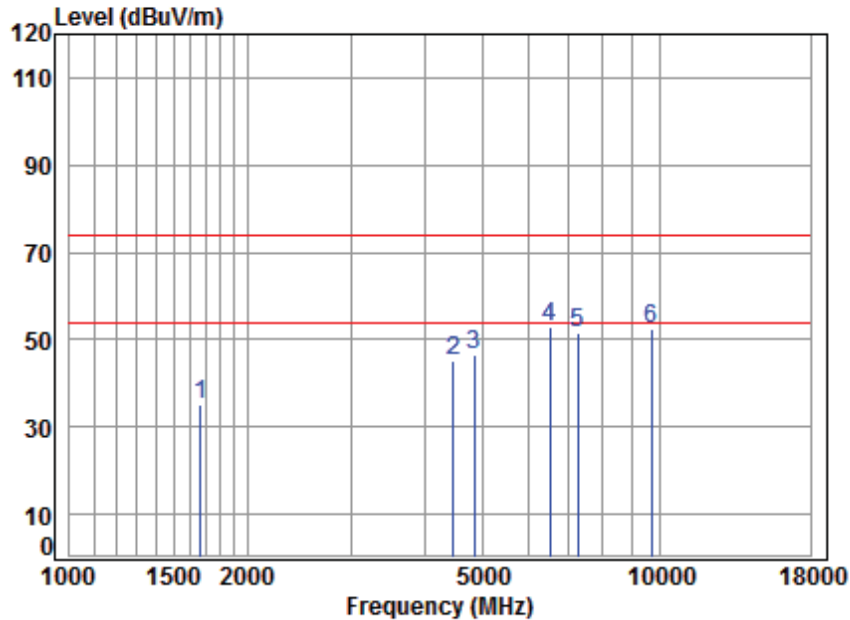


Site : chamber  
Condition : 3m HORIZONTAL  
Job No : 09244CR/09245CR  
Mode : 2422 TX RSE  
Note : 2.4G WIFI 11N 40  
Power Setting:

	Freq	Cable Loss	Ant Factor	Preamp Factor	Read Level	Level	Limit Line	Over Limit	Remark
	MHz	dB	dB/m	dB	dBuV	dBuV/m	dBuV/m	dB	
1	1560.673	5.40	26.08	41.45	45.86	35.89	74.00	-38.11	peak
2	4291.977	7.33	33.24	42.38	46.82	45.01	74.00	-28.99	peak
3	4844.000	7.93	34.02	42.48	46.17	45.64	74.00	-28.36	peak
4	6545.263	11.41	35.63	41.18	46.75	52.61	74.00	-21.39	peak
5	7266.000	10.06	36.12	40.67	45.46	50.97	74.00	-23.03	peak
6	9688.000	10.79	37.71	37.63	41.21	52.08	74.00	-21.92	peak



Mode:a; Polarization:Vertical; Modulation:802.11n; bandwidth:40MHz; Channel:Low

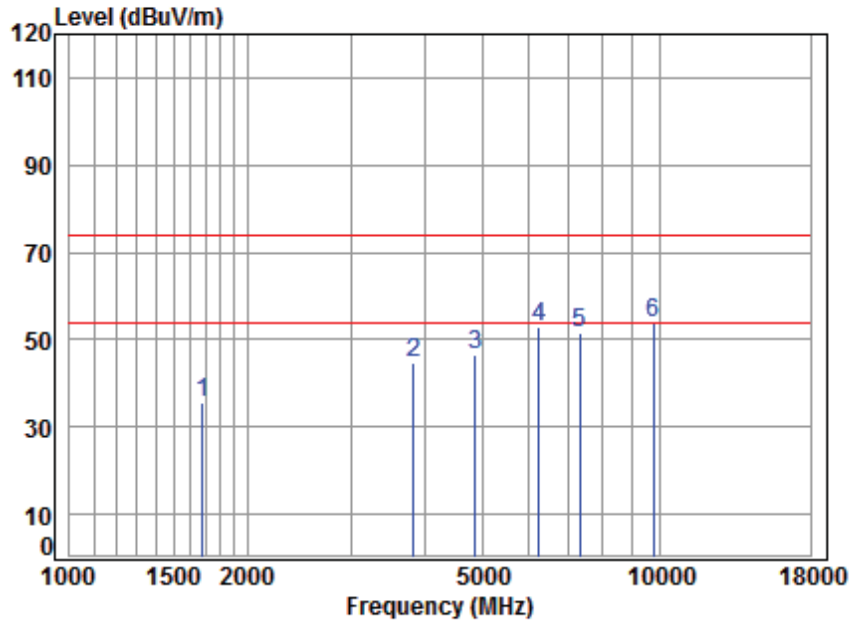


Site : chamber  
 Condition : 3m VERTICAL  
 Job No : 09244CR/09245CR  
 Mode : 2422 TX RSE  
 Note : 2.4G WIFI 11N 40  
 Power Setting:

	Freq	Cable Loss	Ant Factor	Preamp Factor	Read Level	Level	Limit Line	Over Limit	Remark
	MHz	dB	dB/m	dB	dBuV	dBuV/m	dBuV/m	dB	
1	1667.951	5.27	26.54	41.51	44.62	34.92	74.00	-39.08	peak
2	4469.214	7.53	33.55	42.41	46.40	45.07	74.00	-28.93	peak
3	4844.000	7.93	34.02	42.48	47.10	46.57	74.00	-27.43	peak
4	6507.536	11.52	35.60	41.21	47.08	52.99	74.00	-21.01	peak
5	7266.000	10.06	36.12	40.67	46.23	51.74	74.00	-22.26	peak
6	9688.000	10.79	37.71	37.63	41.38	52.25	74.00	-21.75	peak



Mode:a; Polarization:Horizontal; Modulation:802.11n; bandwidth:40MHz; Channel:middle

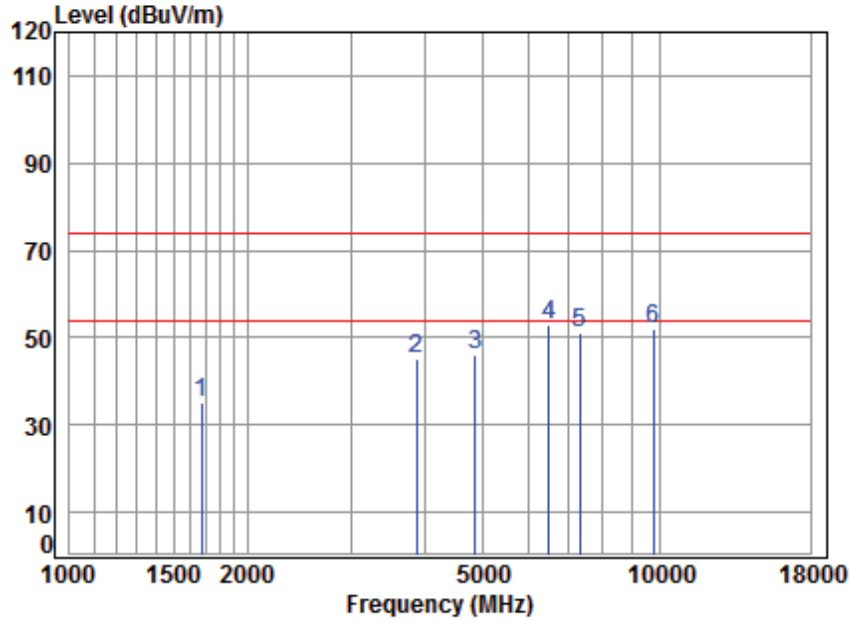


Site : chamber  
 Condition : 3m HORIZONTAL  
 Job No : 09244CR/09245CR  
 Mode : 2437 TX RSE  
 Note : 2.4G WIFI 11N 40  
 Power Setting:

	Freq	Cable Loss	Ant Factor	Preamp Factor	Read Level	Level	Limit Line	Over Limit	Remark
	MHz	dB	dB/m	dB	dBuV	dBuV/m	dBuV/m	dB	
1	1677.621	5.25	26.58	41.52	45.31	35.62	74.00	-38.38	peak
2	3834.438	6.82	32.38	42.29	47.84	44.75	74.00	-29.25	peak
3	4874.000	7.96	34.05	42.48	47.02	46.55	74.00	-27.45	peak
4	6249.464	11.06	35.35	41.41	48.11	53.11	74.00	-20.89	peak
5	7311.000	10.05	36.15	40.64	45.85	51.41	74.00	-22.59	peak
6	9748.000	10.82	37.75	37.54	42.65	53.68	74.00	-20.32	peak



Mode:a; Polarization:Vertical; Modulation:802.11n; bandwidth:40MHz; Channel:middle



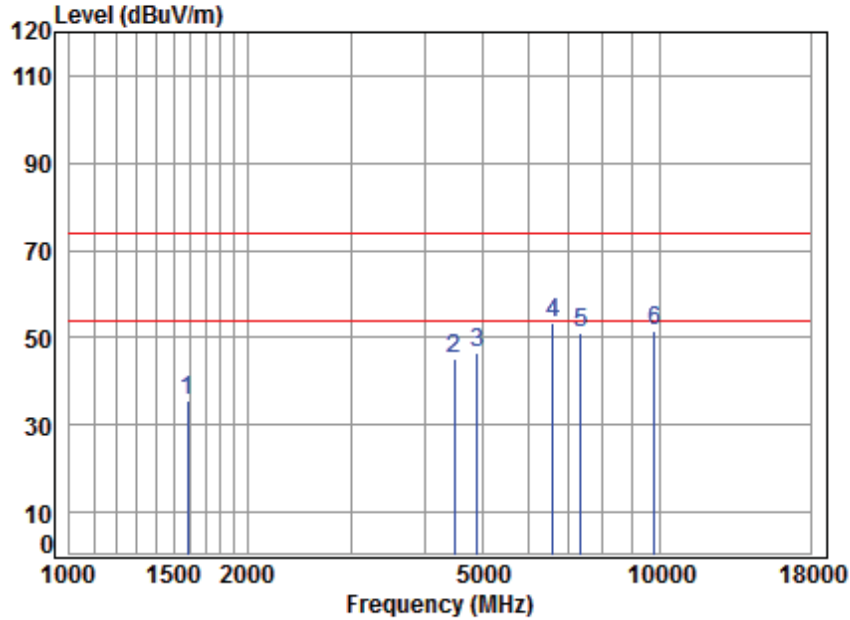
Site : chamber  
 Condition : 3m VERTICAL  
 Job No : 09244CR/09245CR  
 Mode : 2437 TX RSE  
 Note : 2.4G WIFI 11N 40  
 Power Setting:

	Freq	Cable Loss	Ant Factor	Preamp Factor	Read Level	Level	Limit Line	Over Limit	Remark
	MHz	dB	dB/m	dB	dBuV	dBuV/m	dBuV/m	dB	
1	1672.779	5.26	26.56	41.52	44.98	35.28	74.00	-38.72	peak
2	3867.831	6.85	32.45	42.30	48.06	45.06	74.00	-28.94	peak
3	4874.000	7.96	34.05	42.48	46.72	46.25	74.00	-27.75	peak
4	6488.754	11.52	35.59	41.22	47.14	53.03	74.00	-20.97	peak
5	7311.000	10.05	36.15	40.64	45.63	51.19	74.00	-22.81	peak
6	9748.000	10.82	37.75	37.54	41.01	52.04	74.00	-21.96	peak





Mode:a; Polarization:Horizontal; Modulation:802.11n; bandwidth:40MHz; Channel:High

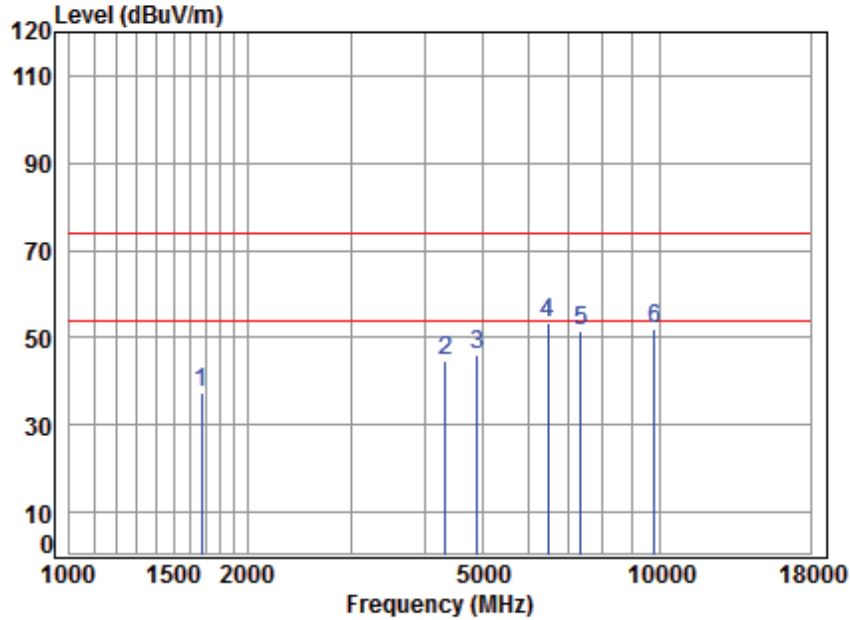


Site : chamber  
 Condition : 3m HORIZONTAL  
 Job No : 09244CR/09245CR  
 Mode : 2452 TX RSE  
 Note : 2.4G WIFI 11N 40  
 Power Setting:

	Freq	Cable Loss	Ant Factor	Preamp Factor	Read Level	Level	Limit Line	Over Limit	Remark
	MHz	dB	dB/m	dB	dBuV	dBuV/m	dBuV/m	dB	
1	1583.392	5.37	26.18	41.46	45.55	35.64	74.00	-38.36	peak
2	4495.125	7.55	33.59	42.42	46.50	45.22	74.00	-28.78	peak
3	4904.000	7.99	34.09	42.48	46.89	46.49	74.00	-27.51	peak
4	6583.209	11.30	35.65	41.15	47.70	53.50	74.00	-20.50	peak
5	7356.000	10.04	36.19	40.61	45.57	51.19	74.00	-22.81	peak
6	9808.000	10.85	37.79	37.46	40.15	51.33	74.00	-22.67	peak



Mode:a; Polarization:Vertical; Modulation:802.11n; bandwidth:40MHz; Channel:High



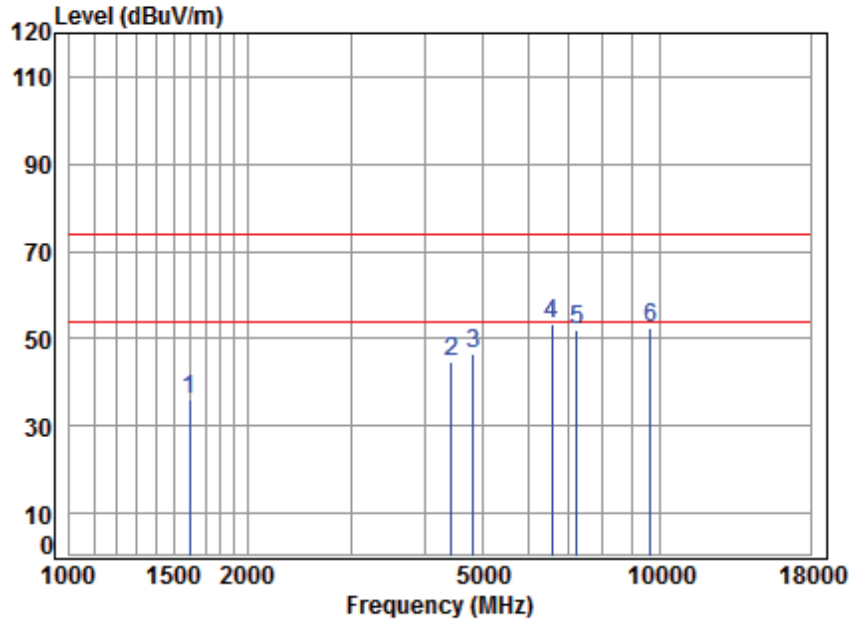
Site : chamber  
 Condition : 3m VERTICAL  
 Job No : 09244CR/09245CR  
 Mode : 2452 TX RSE  
 Note : 2.4G WIFI 11N 40  
 Power Setting:

	Freq	Cable Loss	Ant Factor	Preamp Factor	Read Level	Level	Limit Line	Over Limit	Remark
	MHz	dB	dB/m	dB	dBuV	dBuV/m	dBuV/m	dB	
1	1672.779	5.26	26.56	41.52	47.18	37.48	74.00	-36.52	peak
2	4341.886	7.38	33.33	42.39	46.54	44.86	74.00	-29.14	peak
3	4904.000	7.99	34.09	42.48	46.47	46.07	74.00	-27.93	peak
4	6470.026	11.48	35.57	41.24	47.40	53.21	74.00	-20.79	peak
5	7356.000	10.04	36.19	40.61	45.77	51.39	74.00	-22.61	peak
6	9808.000	10.85	37.79	37.46	40.81	51.99	74.00	-22.01	peak



Test data for Antenna2:

Mode:a; Polarization:Horizontal; Modulation:802.11b; bandwidth:20MHz; Channel:Low

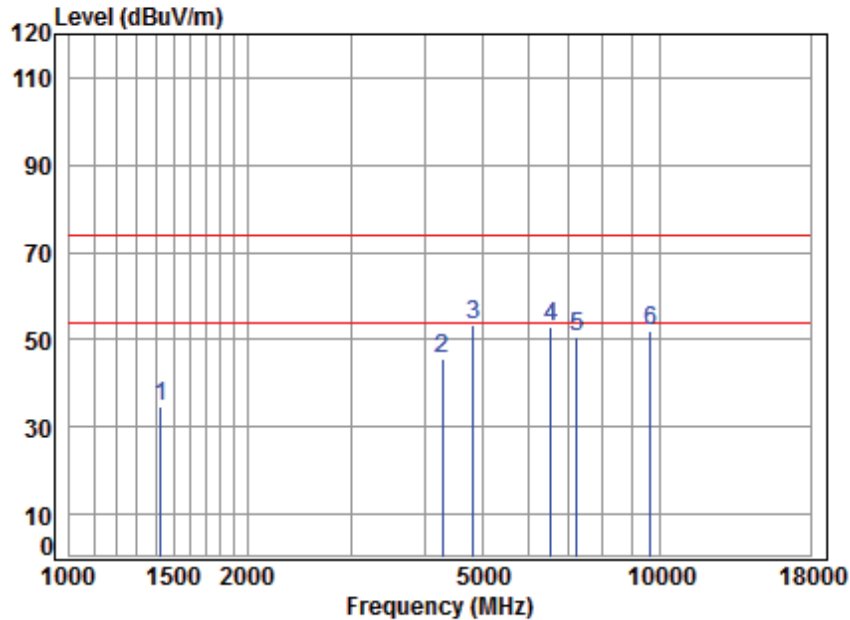


Site : chamber  
 Condition: 3m HORIZONTAL  
 Job No : 09244CR/09245CR  
 Mode : 2412 TX RSE  
 Note : 2.4G WIFI 11B

	Freq	Cable Loss	Ant Factor	Preamp Factor	Read Level	Level	Limit Line	Over Limit	Remark
	MHz	dB	dB/m	dB	dBuV	dBuV/m	dBuV/m	dB	
1	1597.181	5.35	26.24	41.47	45.77	35.89	74.00	-38.11	peak
2	4430.628	7.48	33.48	42.41	46.16	44.71	74.00	-29.29	peak
3	4824.000	7.91	34.00	42.47	47.01	46.45	74.00	-27.55	peak
4	6564.209	11.35	35.64	41.17	47.50	53.32	74.00	-20.68	peak
5	7236.000	10.07	36.09	40.69	46.43	51.90	74.00	-22.10	peak
6	9648.000	10.77	37.69	37.68	41.48	52.26	74.00	-21.74	peak



Mode:a; Polarization:Vertical; Modulation:802.11b; bandwidth:20MHz; Channel:Low

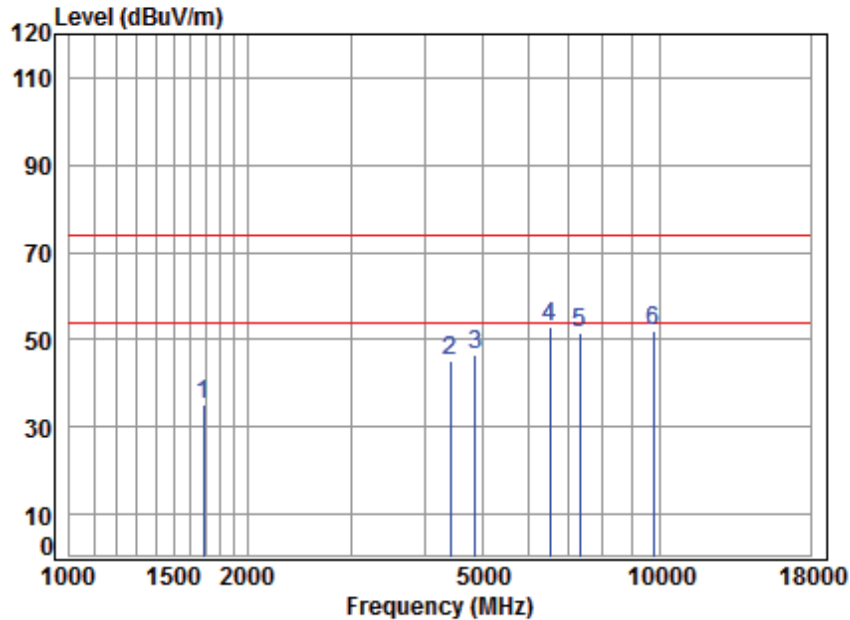


Site : chamber  
 Condition: 3m VERTICAL  
 Job No : 09244CR/09245CR  
 Mode : 2412 TX RSE  
 Note : 2.4G WIFI 11B

	Freq	Cable Loss	Ant Factor	Preamp Factor	Read Level	Level	Limit Line	Over Limit	Remark
	MHz	dB	dB/m	dB	dBuV	dBuV/m	dBuV/m	dB	
1	1426.916	5.24	25.53	41.36	45.20	34.61	74.00	-39.39	peak
2	4279.589	7.31	33.22	42.38	47.34	45.49	74.00	-28.51	peak
3	4824.000	7.91	34.00	42.47	54.01	53.45	74.00	-20.55	peak
4	6545.263	11.41	35.63	41.18	46.93	52.79	74.00	-21.21	peak
5	7236.000	10.07	36.09	40.69	45.22	50.69	74.00	-23.31	peak
6	9648.000	10.77	37.69	37.68	41.35	52.13	74.00	-21.87	peak



Mode:a; Polarization:Horizontal; Modulation:802.11b; bandwidth:20MHz; Channel:middle

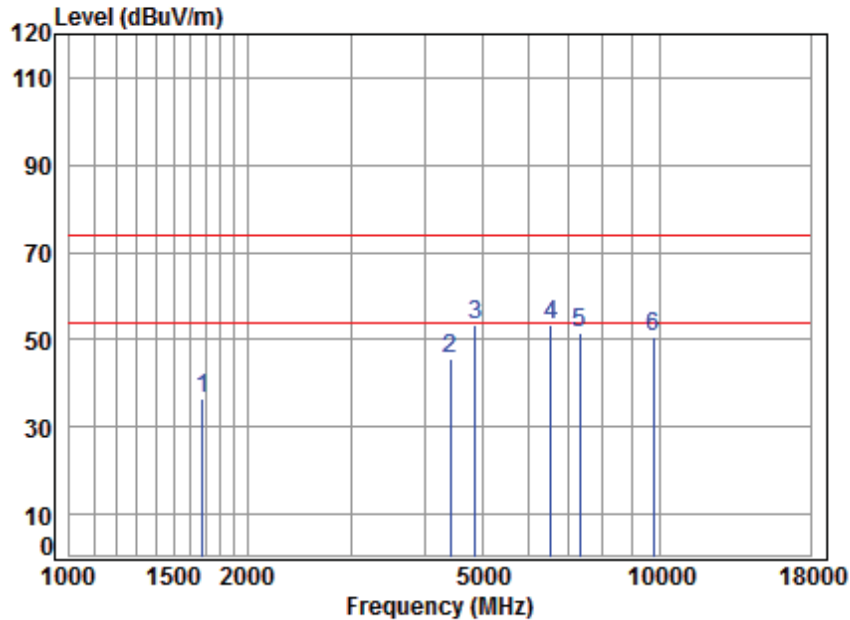


Site : chamber  
 Condition: 3m HORIZONTAL  
 Job No : 09244CR/09245CR  
 Mode : 2437 TX RSE  
 Note : 2.4G WIFI 11B

	Freq	Cable Loss	Ant Factor	Preamp Factor	Read Level	Level	Limit Line	Over Limit	Remark
	MHz	dB	dB/m	dB	dBuV	dBuV/m	dBuV/m	dB	
1	1687.347	5.24	26.62	41.52	44.69	35.03	74.00	-38.97	peak
2	4417.841	7.47	33.46	42.40	46.63	45.16	74.00	-28.84	peak
3	4874.000	7.96	34.05	42.48	46.93	46.46	74.00	-27.54	peak
4	6507.536	11.52	35.60	41.21	46.81	52.72	74.00	-21.28	peak
5	7311.000	10.05	36.15	40.64	46.06	51.62	74.00	-22.38	peak
6	9748.000	10.82	37.75	37.54	41.15	52.18	74.00	-21.82	peak



Mode:a; Polarization:Vertical; Modulation:802.11b; bandwidth:20MHz; Channel:middle

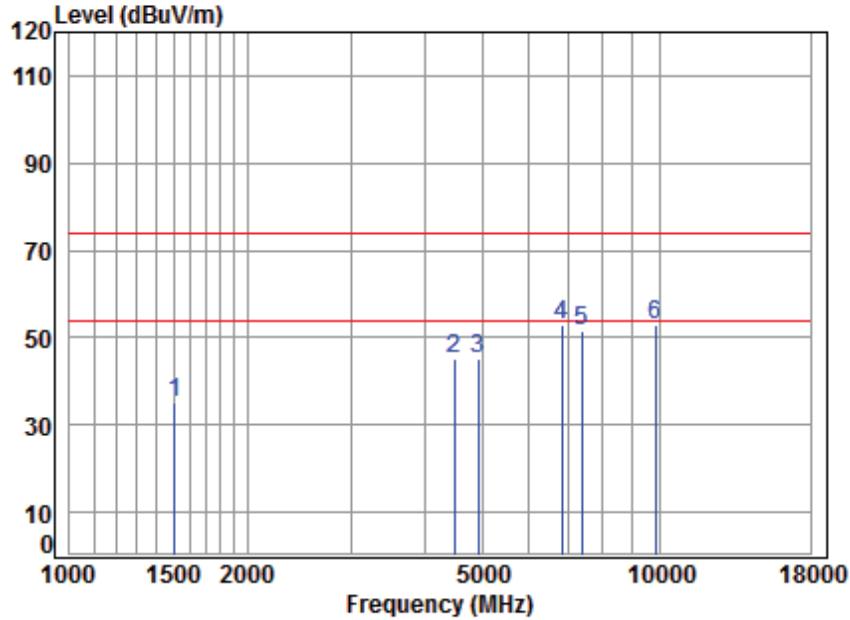


Site : chamber  
 Condition: 3m VERTICAL  
 Job No : 09244CR/09245CR  
 Mode : 2437 TX RSE  
 Note : 2.4G WIFI 11B

	Freq	Cable Loss	Ant Factor	Preamp Factor	Read Level	Level	Limit Line	Over Limit	Remark
	MHz	dB	dB/m	dB	dBuV	dBuV/m	dBuV/m	dB	
1	1677.621	5.25	26.58	41.52	46.08	36.39	74.00	-37.61	peak
2	4417.841	7.47	33.46	42.40	47.05	45.58	74.00	-28.42	peak
3	4874.000	7.96	34.05	42.48	53.65	53.18	74.00	-20.82	peak
4	6545.263	11.41	35.63	41.18	47.62	53.48	74.00	-20.52	peak
5	7311.000	10.05	36.15	40.64	46.15	51.71	74.00	-22.29	peak
6	9748.000	10.82	37.75	37.54	39.74	50.77	74.00	-23.23	peak



Mode:a; Polarization:Horizontal; Modulation:802.11b; bandwidth:20MHz; Channel:High

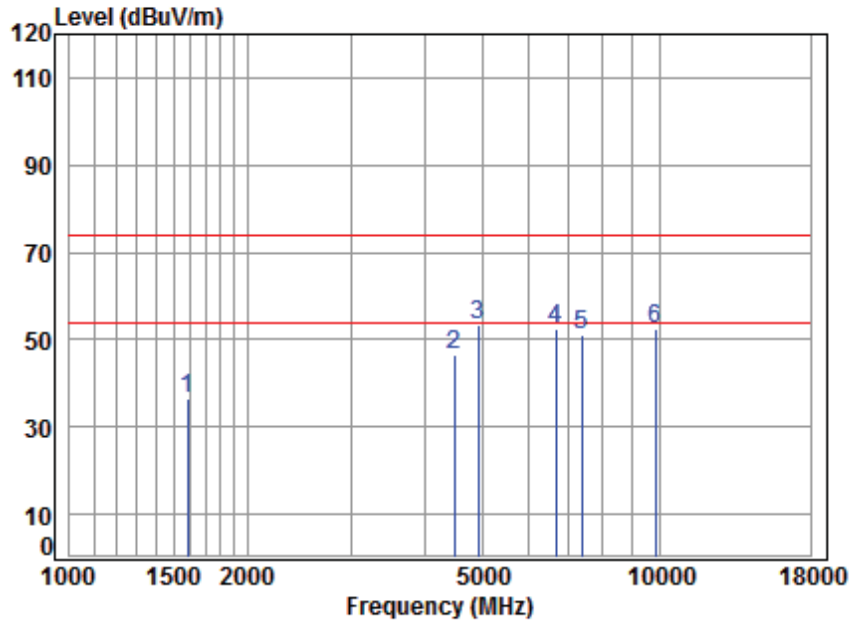


Site : chamber  
 Condition: 3m HORIZONTAL  
 Job No : 09244CR/09245CR  
 Mode : 2462 TX RSE  
 Note : 2.4G WIFI 11B

	Freq	Cable Loss	Ant Factor	Preamp Factor	Read Level	Level	Limit Line	Over Limit	Remark
	MHz	dB	dB/m	dB	dBuV	dBuV/m	dBuV/m	dB	
1	1507.470	5.47	25.83	41.41	45.25	35.14	74.00	-38.86	peak
2	4482.150	7.54	33.57	42.41	46.61	45.31	74.00	-28.69	peak
3	4924.000	8.01	34.11	42.49	45.57	45.20	74.00	-28.80	peak
4	6815.551	10.64	35.79	40.98	47.64	53.09	74.00	-20.91	peak
5	7386.000	10.03	36.21	40.59	45.94	51.59	74.00	-22.41	peak
6	9848.000	10.87	37.81	37.41	41.72	52.99	74.00	-21.01	peak



Mode:a; Polarization:Vertical; Modulation:802.11b; bandwidth:20MHz; Channel:High



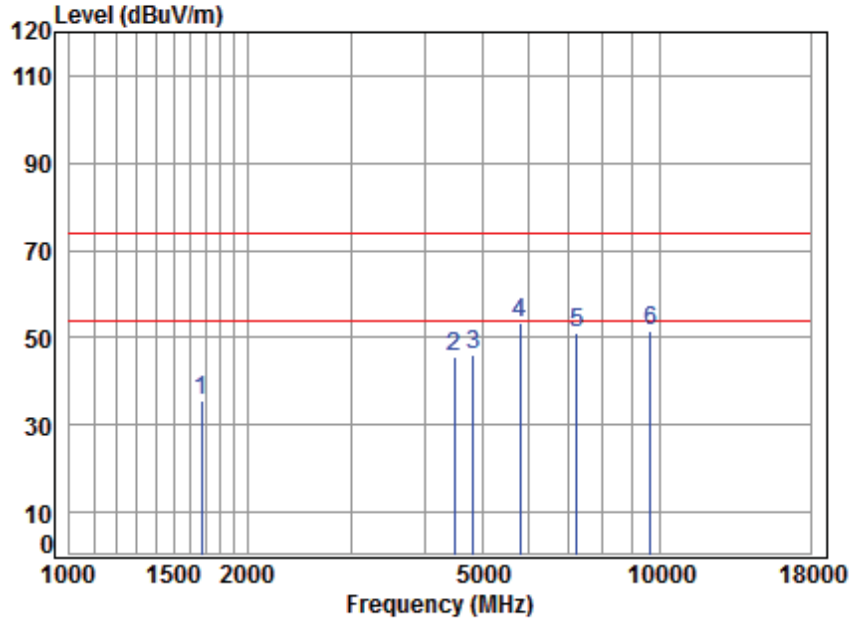
Site : chamber  
 Condition: 3m VERTICAL  
 Job No : 09244CR/09245CR  
 Mode : 2462 TX RSE  
 Note : 2.4G WIFI 11B

	Freq	Cable Loss	Ant Factor	Preamp Factor	Read Level	Limit Level	Over Limit	Remark
	MHz	dB	dB/m	dB	dBuV	dBuV/m	dBuV/m	dB
1	1587.975	5.37	26.20	41.46	46.49	36.60	74.00	-37.40 peak
2	4495.125	7.55	33.59	42.42	47.87	46.59	74.00	-27.41 peak
3	4924.000	8.01	34.11	42.49	53.96	53.59	74.00	-20.41 peak
4	6659.763	11.08	35.70	41.10	47.02	52.70	74.00	-21.30 peak
5	7386.000	10.03	36.21	40.59	45.56	51.21	74.00	-22.79 peak
6	9848.000	10.87	37.81	37.41	41.08	52.35	74.00	-21.65 peak





Mode:a; Polarization:Horizontal; Modulation:802.11g; bandwidth:20MHz; Channel:Low

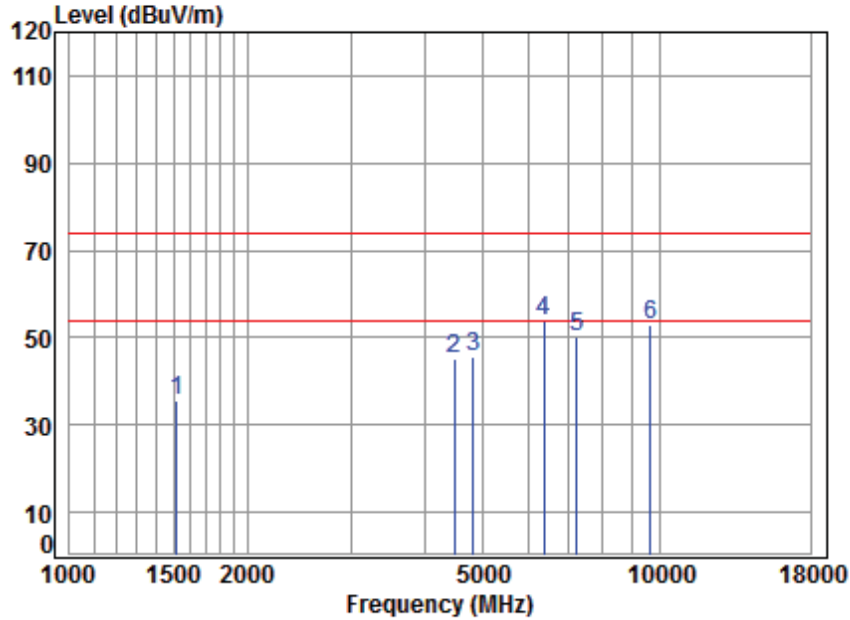


Site : chamber  
 Condition: 3m HORIZONTAL  
 Job No : 09244CR/09245CR  
 Mode : 2412 TX RSE  
 Note : 2.4G WIFI 11G

	Cable	Ant	Preamp	Read	Limit	Over		
Freq	Loss	Factor	Factor	Level	Level	Line	Limit	Remark
MHz	dB	dB/m	dB	dBuV	dBuV/m	dBuV/m	dB	
1	5.26	26.56	41.52	45.12	35.42	74.00	-38.58	peak
2	7.55	33.59	42.42	46.89	45.61	74.00	-28.39	peak
3	7.91	34.00	42.47	46.48	45.92	74.00	-28.08	peak
4	9.89	34.90	41.78	50.19	53.20	74.00	-20.80	peak
5	10.07	36.09	40.69	45.81	51.28	74.00	-22.72	peak
6	10.77	37.69	37.68	40.67	51.45	74.00	-22.55	peak



Mode:a; Polarization:Vertical; Modulation:802.11g; bandwidth:20MHz; Channel:Low

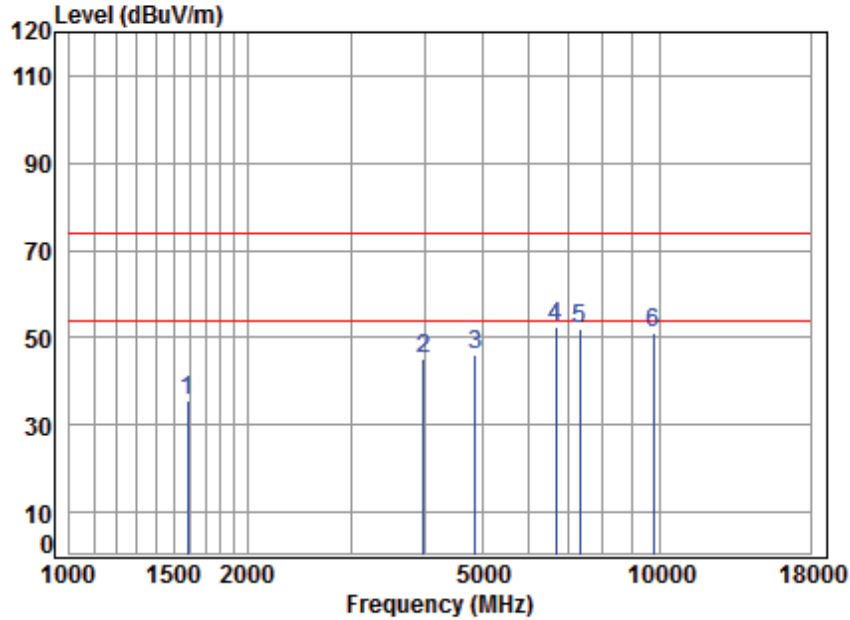


Site : chamber  
 Condition: 3m VERTICAL  
 Job No : 09244CR/09245CR  
 Mode : 2412 TX RSE  
 Note : 2.4G WIFI 11G

	Freq	Cable Loss	Ant Factor	Preamp Factor	Read Level	Level	Limit Line	Over Limit	Remark
	MHz	dB	dB/m	dB	dBuV	dBuV/m	dBuV/m	dB	
1	1520.598	5.45	25.89	41.42	45.69	35.61	74.00	-38.39	peak
2	4482.150	7.54	33.57	42.41	46.40	45.10	74.00	-28.90	peak
3	4824.000	7.91	34.00	42.47	46.15	45.59	74.00	-28.41	peak
4	6358.789	11.27	35.46	41.32	48.25	53.66	74.00	-20.34	peak
5	7236.000	10.07	36.09	40.69	44.84	50.31	74.00	-23.69	peak
6	9648.000	10.77	37.69	37.68	42.25	53.03	74.00	-20.97	peak



Mode:a; Polarization:Horizontal; Modulation:802.11g; bandwidth:20MHz; Channel:middle

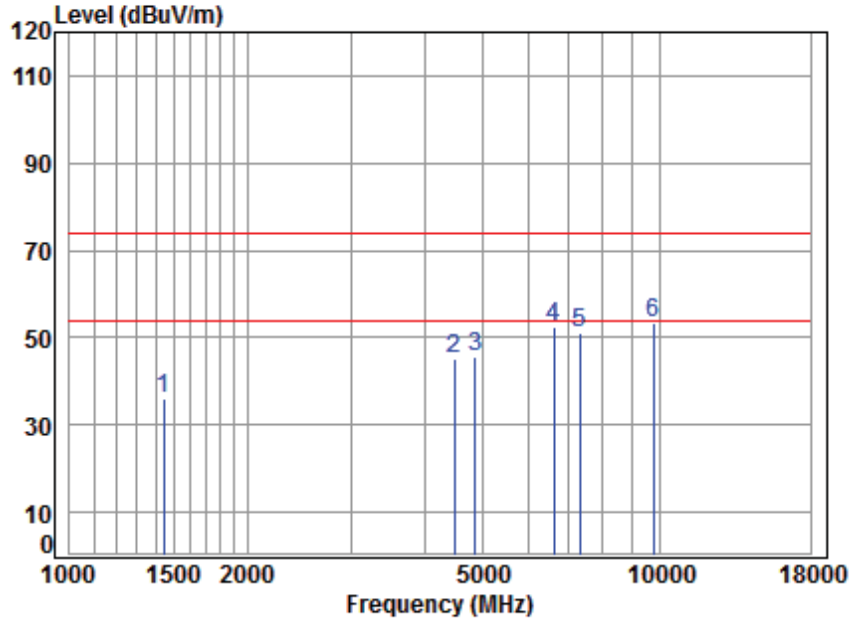


Site : chamber  
 Condition: 3m HORIZONTAL  
 Job No : 09244CR/09245CR  
 Mode : 2437 TX RSE  
 Note : 2.4G WIFI 11G

	Freq	Cable Loss	Ant Factor	Preamp Factor	Read Level	Level	Limit Line	Over Limit	Remark
	MHz	dB	dB/m	dB	dBuV	dBuV/m	dBuV/m	dB	
1	1583.392	5.37	26.18	41.46	45.33	35.42	74.00	-38.58	peak
2	3981.257	6.96	32.66	42.32	48.08	45.38	74.00	-28.62	peak
3	4874.000	7.96	34.05	42.48	46.59	46.12	74.00	-27.88	peak
4	6659.763	11.08	35.70	41.10	46.96	52.64	74.00	-21.36	peak
5	7311.000	10.05	36.15	40.64	46.33	51.89	74.00	-22.11	peak
6	9748.000	10.82	37.75	37.54	40.21	51.24	74.00	-22.76	peak



Mode:a; Polarization:Vertical; Modulation:802.11g; bandwidth:20MHz; Channel:middle

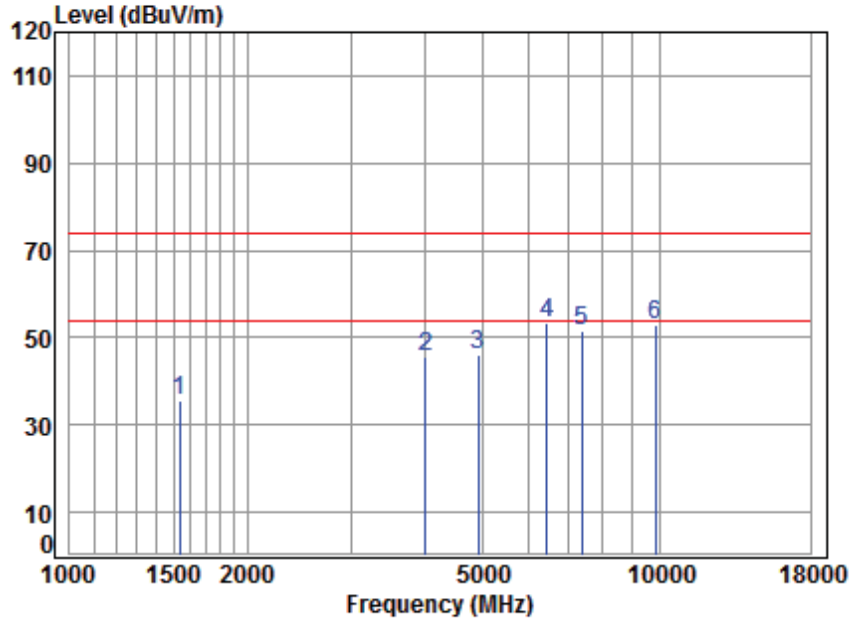


Site : chamber  
 Condition: 3m VERTICAL  
 Job No : 09244CR/09245CR  
 Mode : 2437 TX RSE  
 Note : 2.4G WIFI 11G

	Cable	Ant	Preamp	Read	Limit	Over		
Freq	Loss	Factor	Factor	Level	Level	Line	Limit	Remark
MHz	dB	dB/m	dB	dBuV	dBuV/m	dBuV/m	dB	
1	5.30	25.59	41.37	46.61	36.13	74.00	-37.87	peak
2	7.54	33.57	42.41	46.48	45.18	74.00	-28.82	peak
3	7.96	34.05	42.48	46.19	45.72	74.00	-28.28	peak
4	11.19	35.67	41.13	46.55	52.28	74.00	-21.72	peak
5	10.05	36.15	40.64	45.74	51.30	74.00	-22.70	peak
6	10.82	37.75	37.54	42.22	53.25	74.00	-20.75	peak



Mode:a; Polarization:Horizontal; Modulation:802.11g; bandwidth:20MHz; Channel:High

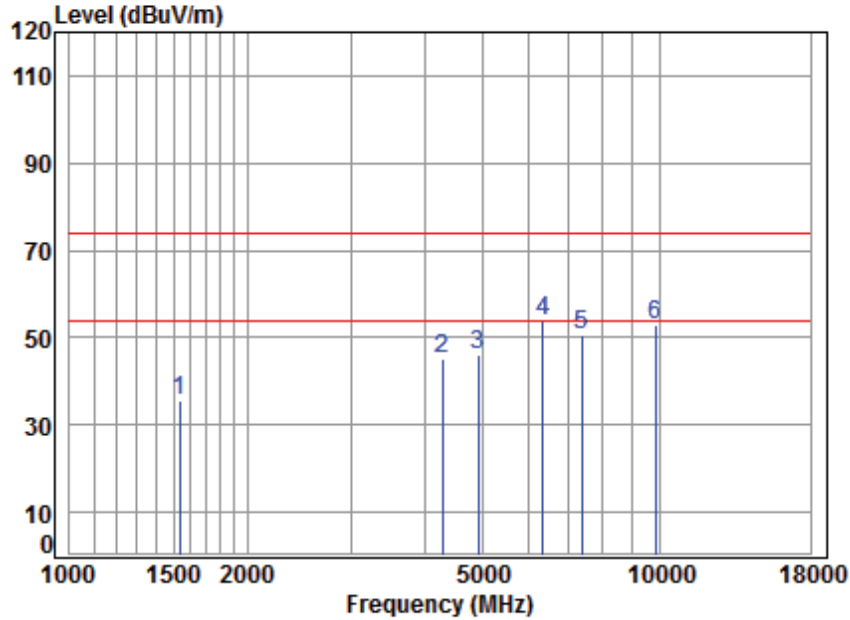


Site : chamber  
 Condition: 3m HORIZONTAL  
 Job No : 09244CR/09245CR  
 Mode : 2462 TX RSE  
 Note : 2.4G WIFI 11G

	Cable	Ant	Preamp	Read	Limit	Over		
Freq	Loss	Factor	Factor	Level	Level	Line	Limit	Remark
MHz	dB	dB/m	dB	dBuV	dBuV/m	dBuV/m	dB	
1	5.44	25.96	41.43	45.82	35.79	74.00	-38.21	peak
2	6.99	32.71	42.33	48.04	45.41	74.00	-28.59	peak
3	8.01	34.11	42.49	46.59	46.22	74.00	-27.78	peak
4	11.45	35.55	41.25	47.83	53.58	74.00	-20.42	peak
5	10.03	36.21	40.59	46.05	51.70	74.00	-22.30	peak
6	10.87	37.81	37.41	41.69	52.96	74.00	-21.04	peak



Mode:a; Polarization:Vertical; Modulation:802.11g; bandwidth:20MHz; Channel:High

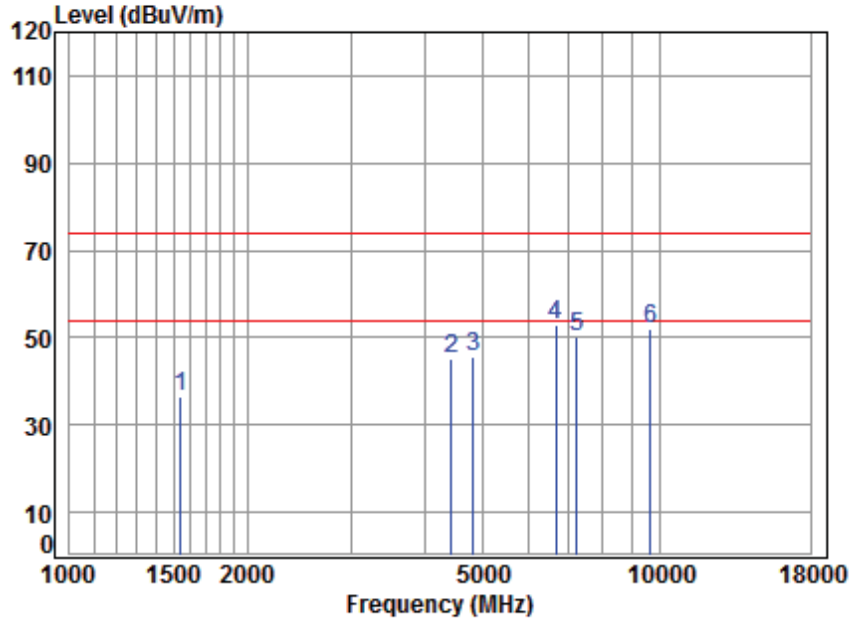


Site : chamber  
 Condition: 3m VERTICAL  
 Job No : 09244CR/09245CR  
 Mode : 2462 TX RSE  
 Note : 2.4G WIFI 11G

	Cable	Ant	Preamp	Read	Limit	Over		
Freq	Loss	Factor	Factor	Level	Level	Line	Limit	Remark
MHz	dB	dB/m	dB	dBuV	dBuV/m	dBuV/m	dB	
1	5.43	25.98	41.43	45.72	35.70	74.00	-38.30	peak
2	7.33	33.24	42.38	47.17	45.36	74.00	-28.64	peak
3	8.01	34.11	42.49	46.29	45.92	74.00	-28.08	peak
4	11.24	35.44	41.34	48.28	53.62	74.00	-20.38	peak
5	10.03	36.21	40.59	45.09	50.74	74.00	-23.26	peak
6	10.87	37.81	37.41	41.52	52.79	74.00	-21.21	peak



Mode:a; Polarization:Horizontal; Modulation:802.11n; bandwidth:20MHz; Channel:Low

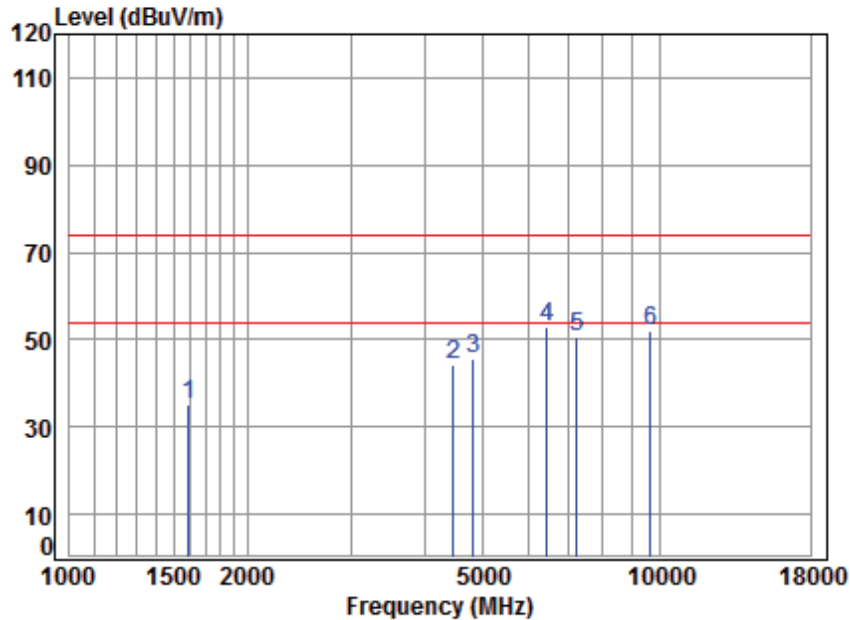


Site : chamber  
 Condition: 3m HORIZONTAL  
 Job No : 09244CR/09245CR  
 Mode : 2412 TX RSE  
 Note : 2.4G WIFI 11N 20

	Freq	Cable Loss	Ant Factor	Preamp Factor	Read Level	Level	Limit Line	Over Limit	Remark
	MHz	dB	dB/m	dB	dBuV	dBuV/m	dBuV/m	dB	
1	1542.733	5.42	26.00	41.43	46.47	36.46	74.00	-37.54	peak
2	4443.453	7.50	33.50	42.41	46.46	45.05	74.00	-28.95	peak
3	4824.000	7.91	34.00	42.47	46.15	45.59	74.00	-28.41	peak
4	6679.040	11.02	35.71	41.08	47.34	52.99	74.00	-21.01	peak
5	7236.000	10.07	36.09	40.69	44.78	50.25	74.00	-23.75	peak
6	9648.000	10.77	37.69	37.68	41.45	52.23	74.00	-21.77	peak



Mode:a; Polarization:Vertical; Modulation:802.11n; bandwidth:20MHz; Channel:Low



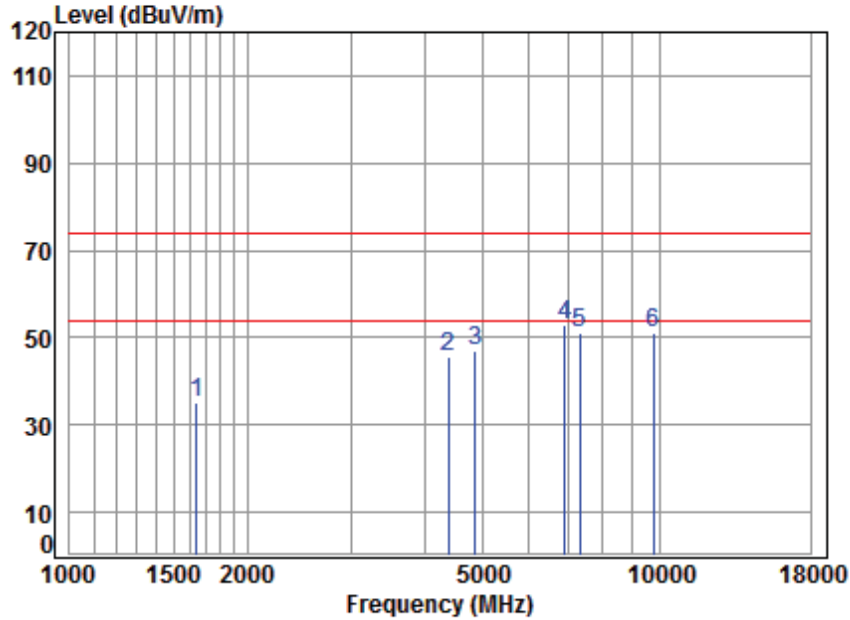
Site : chamber  
 Condition: 3m VERTICAL  
 Job No : 09244CR/09245CR  
 Mode : 2412 TX RSE  
 Note : 2.4G WIFI 11N 20

	Freq	Cable Loss	Ant Factor	Preamp Factor	Read Level	Level	Limit Line	Over Limit	Remark
	MHz	dB	dB/m	dB	dBuV	dBuV/m	dBuV/m	dB	
1	1592.571	5.36	26.22	41.47	45.19	35.30	74.00	-38.70	peak
2	4469.214	7.53	33.55	42.41	45.81	44.48	74.00	-29.52	peak
3	4824.000	7.91	34.00	42.47	46.11	45.55	74.00	-28.45	peak
4	6451.353	11.45	35.55	41.25	47.26	53.01	74.00	-20.99	peak
5	7236.000	10.07	36.09	40.69	45.18	50.65	74.00	-23.35	peak
6	9648.000	10.77	37.69	37.68	41.44	52.22	74.00	-21.78	peak





Mode:a; Polarization:Horizontal; Modulation:802.11n; bandwidth:20MHz; Channel:middle

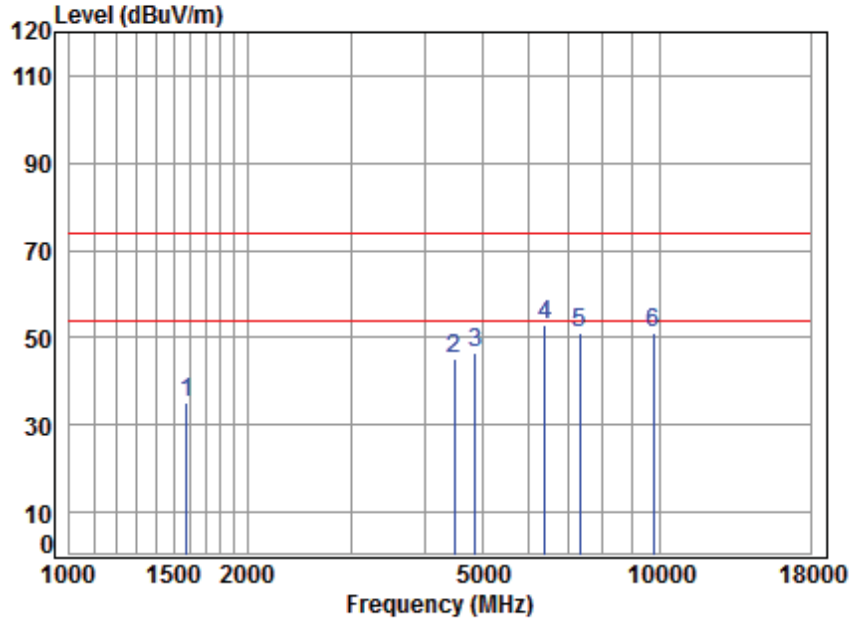


Site : chamber  
 Condition: 3m HORIZONTAL  
 Job No : 09244CR/09245CR  
 Mode : 2437 TX RSE  
 Note : 2.4G WIFI 11N 20

	Freq	Cable Loss	Ant Factor	Preamp Factor	Read Level	Level	Limit Line	Over Limit	Remark
	MHz	dB	dB/m	dB	dBuV	dBuV/m	dBuV/m	dB	
1	1639.274	5.30	26.42	41.49	44.89	35.12	74.00	-38.88	peak
2	4392.376	7.44	33.42	42.40	47.07	45.53	74.00	-28.47	peak
3	4874.000	7.96	34.05	42.48	47.66	47.19	74.00	-26.81	peak
4	6914.763	10.36	35.85	40.91	47.58	52.88	74.00	-21.12	peak
5	7311.000	10.05	36.15	40.64	45.41	50.97	74.00	-23.03	peak
6	9748.000	10.82	37.75	37.54	40.05	51.08	74.00	-22.92	peak



Mode:a; Polarization:Vertical; Modulation:802.11n; bandwidth:20MHz; Channel:middle

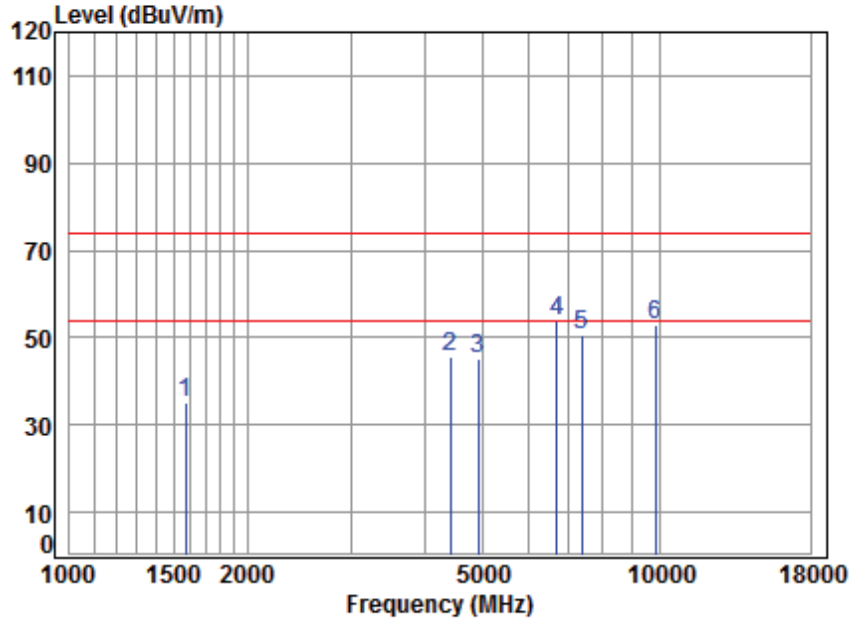


Site : chamber  
 Condition: 3m VERTICAL  
 Job No : 09244CR/09245CR  
 Mode : 2437 TX RSE  
 Note : 2.4G WIFI 11N 20

	Freq	Cable Loss	Ant Factor	Preamp Factor	Read Level	Level	Limit Line	Over Limit	Remark
	MHz	dB	dB/m	dB	dBuV	dBuV/m	dBuV/m	dB	
1	1578.822	5.38	26.16	41.46	44.96	35.04	74.00	-38.96	peak
2	4482.150	7.54	33.57	42.41	46.50	45.20	74.00	-28.80	peak
3	4874.000	7.96	34.05	42.48	47.03	46.56	74.00	-27.44	peak
4	6395.654	11.34	35.50	41.30	47.48	53.02	74.00	-20.98	peak
5	7311.000	10.05	36.15	40.64	45.43	50.99	74.00	-23.01	peak
6	9748.000	10.82	37.75	37.54	40.30	51.33	74.00	-22.67	peak



Mode:a; Polarization:Horizontal; Modulation:802.11n; bandwidth:20MHz; Channel:High

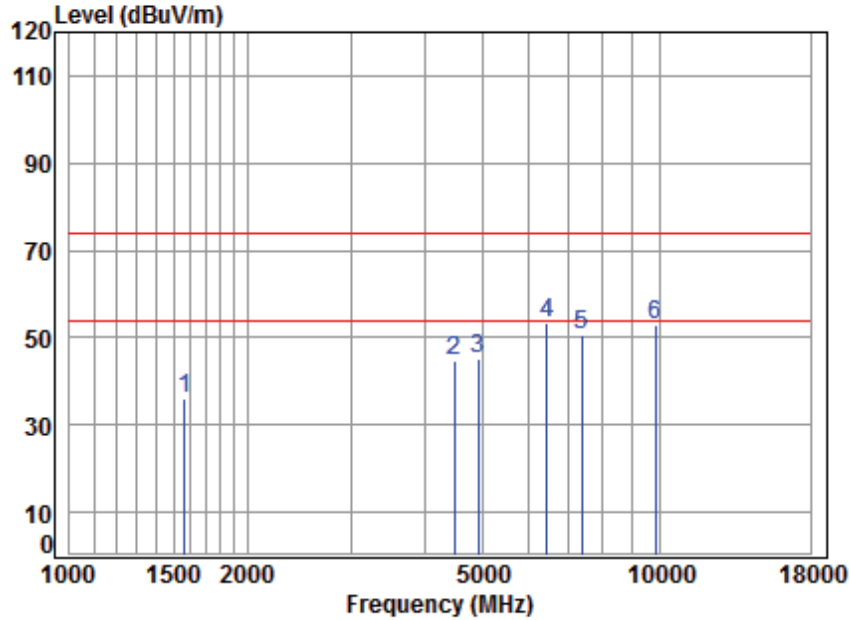


Site : chamber  
 Condition: 3m HORIZONTAL  
 Job No : 09244CR/09245CR  
 Mode : 2462 TX RSE  
 Note : 2.4G WIFI 11N 20

	Freq	Cable Loss	Ant Factor	Preamp Factor	Read Level	Level	Limit Line	Over Limit	Remark
	MHz	dB	dB/m	dB	dBuV	dBuV/m	dBuV/m	dB	
1	1574.265	5.38	26.14	41.45	45.08	35.15	74.00	-38.85	peak
2	4417.841	7.47	33.46	42.40	46.96	45.49	74.00	-28.51	peak
3	4924.000	8.01	34.11	42.49	45.76	45.39	74.00	-28.61	peak
4	6698.373	10.97	35.72	41.07	48.06	53.68	74.00	-20.32	peak
5	7386.000	10.03	36.21	40.59	45.03	50.68	74.00	-23.32	peak
6	9848.000	10.87	37.81	37.41	41.53	52.80	74.00	-21.20	peak



Mode:a; Polarization:Vertical; Modulation:802.11n; bandwidth:20MHz; Channel:High

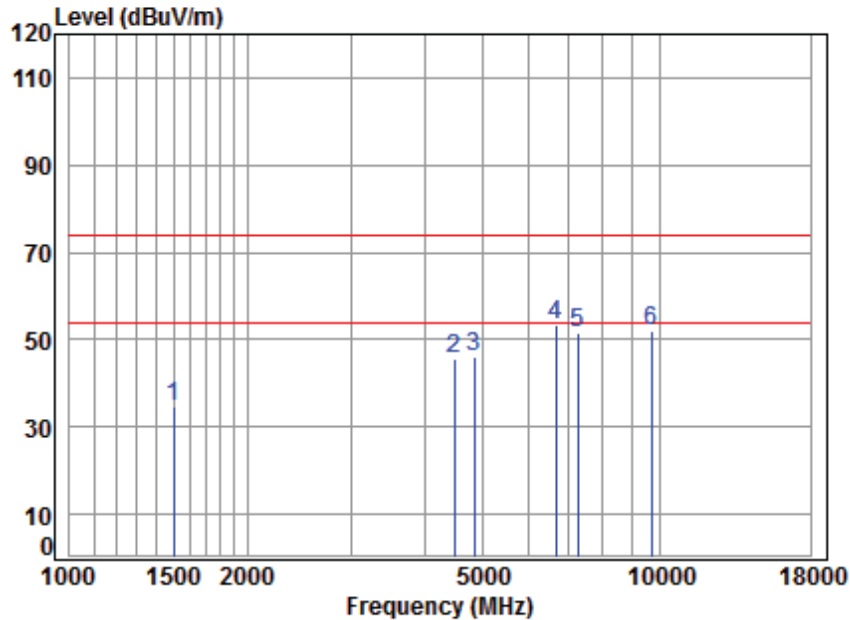


Site : chamber  
 Condition: 3m VERTICAL  
 Job No : 09244CR/09245CR  
 Mode : 2462 TX RSE  
 Note : 2.4G WIFI 11N 20

	Cable	Ant	Preamp	Read	Limit	Over		
Freq	Loss	Factor	Factor	Level	Level	Line	Limit	Remark
MHz	dB	dB/m	dB	dBuV	dBuV/m	dBuV/m	dB	
1	1565.191	5.39	26.10	41.45	45.91	35.95	74.00	-38.05 peak
2	4495.125	7.55	33.59	42.42	46.04	44.76	74.00	-29.24 peak
3	4924.000	8.01	34.11	42.49	45.65	45.28	74.00	-28.72 peak
4	6451.353	11.45	35.55	41.25	47.67	53.42	74.00	-20.58 peak
5	7386.000	10.03	36.21	40.59	45.22	50.87	74.00	-23.13 peak
6	9848.000	10.87	37.81	37.41	41.67	52.94	74.00	-21.06 peak



Mode:a; Polarization:Horizontal; Modulation:802.11n; bandwidth:40MHz; Channel:Low

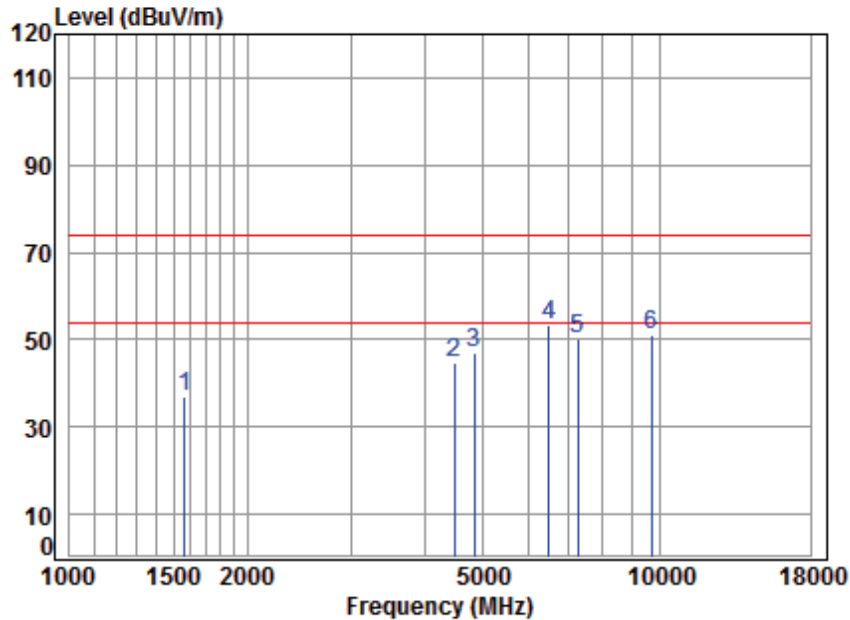


Site : chamber  
 Condition: 3m HORIZONTAL  
 Job No : 09244CR/09245CR  
 Mode : 2422 TX RSE  
 Note : 2.4G WIFI 11N 40

	Freq	Cable Loss	Ant Factor	Preamp Factor	Read Level	Level	Limit Line	Over Limit	Remark
	MHz	dB	dB/m	dB	dBuV	dBuV/m	dBuV/m	dB	
1	1498.781	5.48	25.80	41.41	45.00	34.87	74.00	-39.13	peak
2	4495.125	7.55	33.59	42.42	46.78	45.50	74.00	-28.50	peak
3	4844.000	7.93	34.02	42.48	46.77	46.24	74.00	-27.76	peak
4	6659.763	11.08	35.70	41.10	47.56	53.24	74.00	-20.76	peak
5	7266.000	10.06	36.12	40.67	46.17	51.68	74.00	-22.32	peak
6	9688.000	10.79	37.71	37.63	41.03	51.90	74.00	-22.10	peak



Mode:a; Polarization:Vertical; Modulation:802.11n; bandwidth:40MHz; Channel:Low

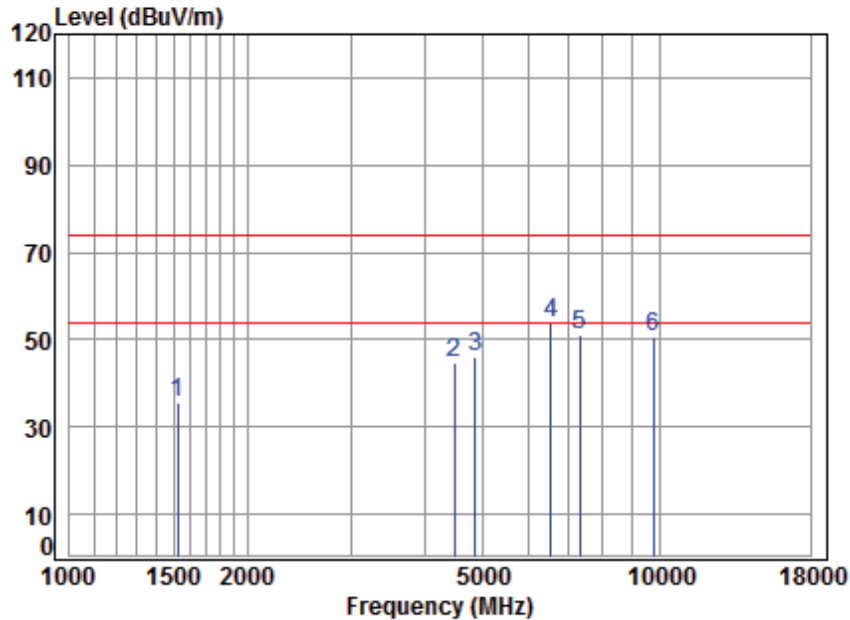


Site : chamber  
 Condition: 3m VERTICAL  
 Job No : 09244CR/09245CR  
 Mode : 2422 TX RSE  
 Note : 2.4G WIFI 11N 40

	Cable	Ant	Preamp	Read	Limit	Over		
Freq	Loss	Factor	Factor	Level	Line	Limit	Remark	
MHz	dB	dB/m	dB	dBuV	dBuV/m	dBuV/m	dB	
1	1565.191	5.39	26.10	41.45	46.80	36.84	74.00	-37.16 peak
2	4495.125	7.55	33.59	42.42	46.07	44.79	74.00	-29.21 peak
3	4844.000	7.93	34.02	42.48	47.71	47.18	74.00	-26.82 peak
4	6488.754	11.52	35.59	41.22	47.60	53.49	74.00	-20.51 peak
5	7266.000	10.06	36.12	40.67	44.49	50.00	74.00	-24.00 peak
6	9688.000	10.79	37.71	37.63	40.40	51.27	74.00	-22.73 peak



Mode:a; Polarization:Horizontal; Modulation:802.11n; bandwidth:40MHz; Channel:middle

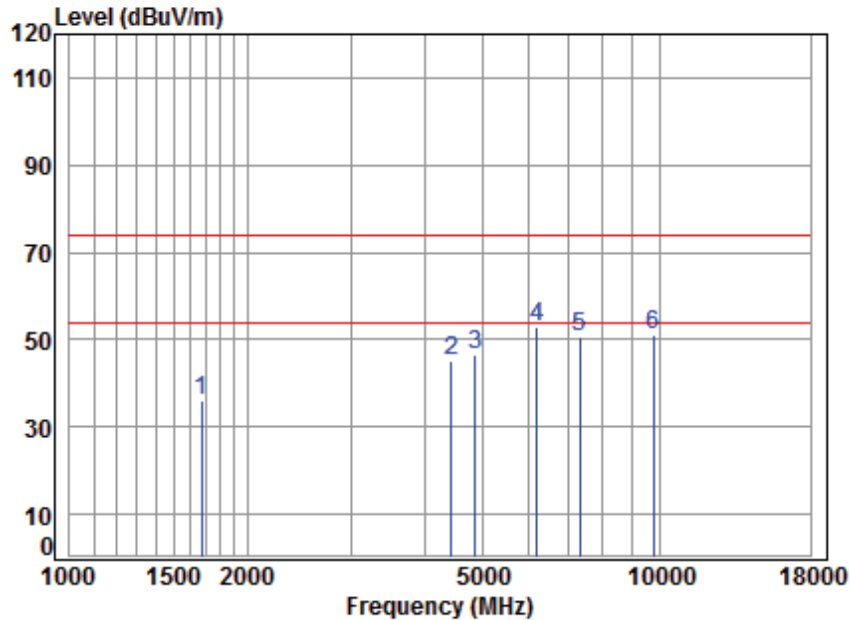


Site : chamber  
 Condition: 3m HORIZONTAL  
 Job No : 09244CR/09245CR  
 Mode : 2437 TX RSE  
 Note : 2.4G WIFI 11N 40

	Freq	Cable Loss	Ant Factor	Preamp Factor	Read Level	Level	Limit Line	Over Limit	Remark
	MHz	dB	dB/m	dB	dBuV	dBuV/m	dBuV/m	dB	
1	1525.000	5.45	25.91	41.42	45.80	35.74	74.00	-38.26	peak
2	4495.125	7.55	33.59	42.42	46.19	44.91	74.00	-29.09	peak
3	4874.000	7.96	34.05	42.48	46.38	45.91	74.00	-28.09	peak
4	6545.263	11.41	35.63	41.18	48.07	53.93	74.00	-20.07	peak
5	7311.000	10.05	36.15	40.64	45.36	50.92	74.00	-23.08	peak
6	9748.000	10.82	37.75	37.54	39.70	50.73	74.00	-23.27	peak



Mode:a; Polarization:Vertical; Modulation:802.11n; bandwidth:40MHz; Channel:middle



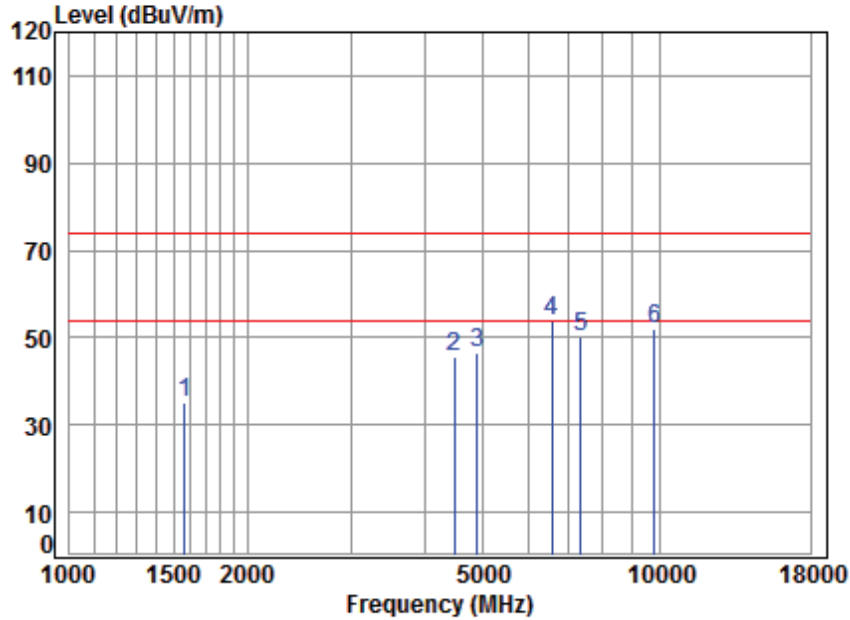
Site : chamber  
 Condition: 3m VERTICAL  
 Job No : 09244CR/09245CR  
 Mode : 2437 TX RSE  
 Note : 2.4G WIFI 11N 40

	Cable	Ant	Preamp	Read	Limit	Over		
Freq	Loss	Factor	Factor	Level	Level	Line	Limit	Remark
MHz	dB	dB/m	dB	dBuV	dBuV/m	dBuV/m	dB	
1	5.26	26.56	41.52	45.83	36.13	74.00	-37.87	peak
2	7.48	33.48	42.41	46.74	45.29	74.00	-28.71	peak
3	7.96	34.05	42.48	47.01	46.54	74.00	-27.46	peak
4	10.96	35.30	41.45	48.33	53.14	74.00	-20.86	peak
5	10.05	36.15	40.64	45.28	50.84	74.00	-23.16	peak
6	10.82	37.75	37.54	40.12	51.15	74.00	-22.85	peak





Mode:a; Polarization:Horizontal; Modulation:802.11n; bandwidth:40MHz; Channel:High

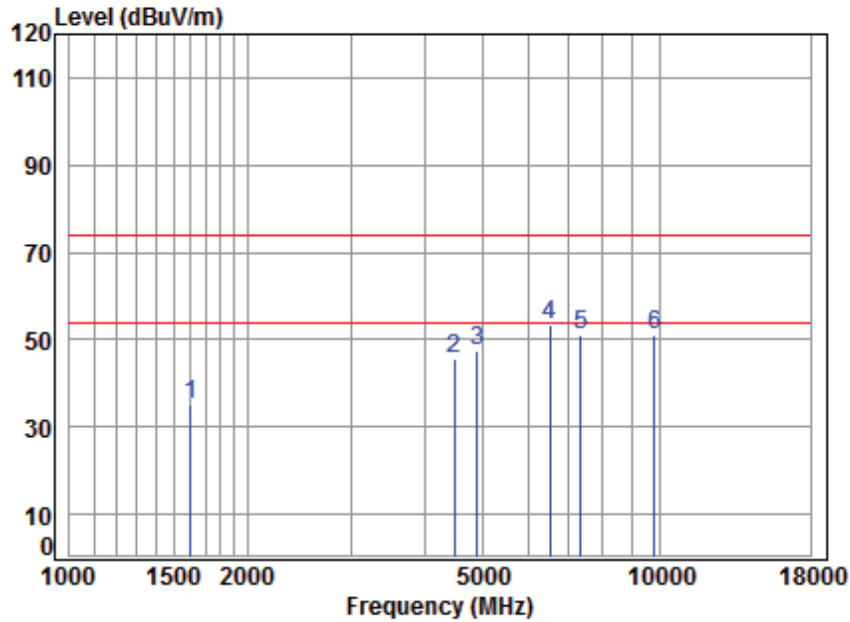


Site : chamber  
 Condition: 3m HORIZONTAL  
 Job No : 09244CR/09245CR  
 Mode : 2452 TX RSE  
 Note : 2.4G WIFI 11N 40

	Cable	Ant	Preamp	Read	Limit	Over		
Freq	Loss	Factor	Factor	Level	Line	Limit	Remark	
MHz	dB	dB/m	dB	dBuV	dBuV/m	dBuV/m	dB	
1	5.39	26.10	41.45	45.26	35.30	74.00	-38.70	peak
2	7.54	33.57	42.41	46.95	45.65	74.00	-28.35	peak
3	7.99	34.09	42.48	47.08	46.68	74.00	-27.32	peak
4	11.35	35.64	41.17	47.93	53.75	74.00	-20.25	peak
5	10.04	36.19	40.61	44.80	50.42	74.00	-23.58	peak
6	10.85	37.79	37.46	40.69	51.87	74.00	-22.13	peak



Mode:a; Polarization:Vertical; Modulation:802.11n; bandwidth:40MHz; Channel:High



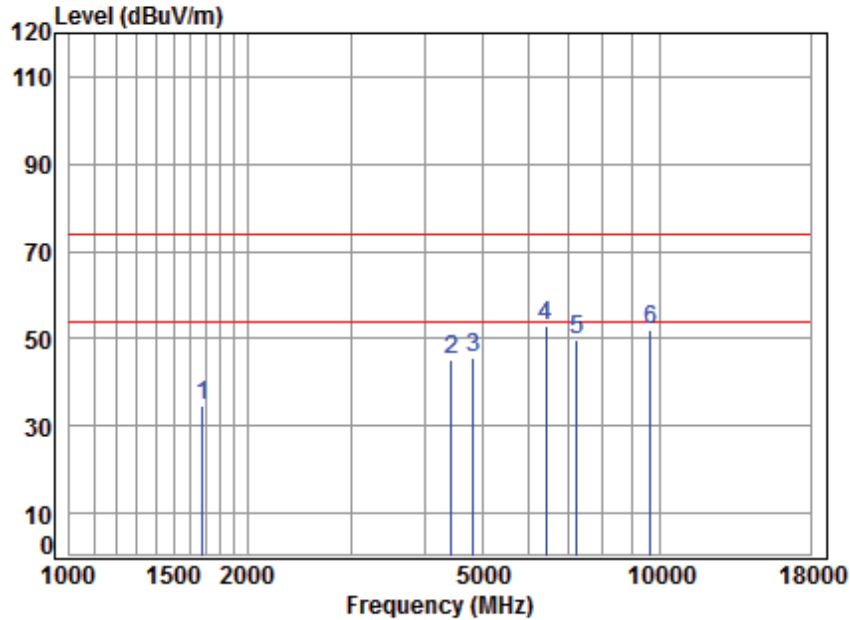
Site : chamber  
 Condition: 3m VERTICAL  
 Job No : 09244CR/09245CR  
 Mode : 2452 TX RSE  
 Note : 2.4G WIFI 11N 40

	Cable	Ant	Preamp	Read	Limit	Over		
Freq	Loss	Factor	Factor	Level	Level	Line	Limit	Remark
MHz	dB	dB/m	dB	dBuV	dBuV/m	dBuV/m	dB	
1	5.35	26.26	41.47	45.09	35.23	74.00	-38.77	peak
2	7.54	33.57	42.41	47.06	45.76	74.00	-28.24	peak
3	7.99	34.09	42.48	47.98	47.58	74.00	-26.42	peak
4	11.46	35.62	41.20	47.66	53.54	74.00	-20.46	peak
5	10.04	36.19	40.61	45.68	51.30	74.00	-22.70	peak
6	10.85	37.79	37.46	39.95	51.13	74.00	-22.87	peak



Test data for Antenna3:

Mode:a; Polarization:Horizontal; Modulation:802.11b; bandwidth:20MHz; Channel:Low

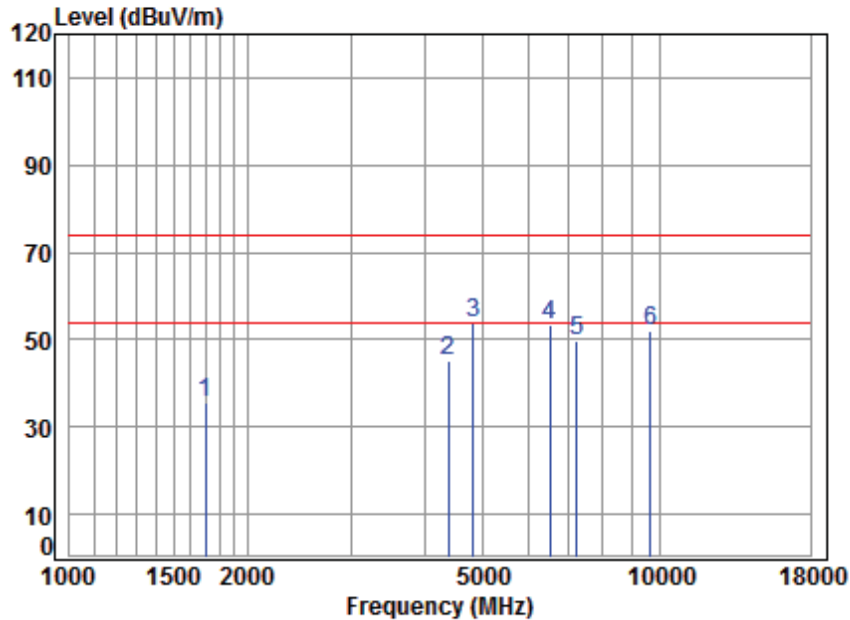


Site : chamber  
 Condition: 3m HORIZONTAL  
 Job No : 09244CR/09245CR  
 Mode : 2412 TX RSE  
 Note : 2.4G WIFI 11B

	Freq	Cable Loss	Ant Factor	Preamp Factor	Read Level	Level	Limit Line	Over Limit	Remark
	MHz	dB	dB/m	dB	dBuV	dBuV/m	dBuV/m	dB	
1	1682.477	5.25	26.60	41.52	44.57	34.90	74.00	-39.10	peak
2	4430.628	7.48	33.48	42.41	46.48	45.03	74.00	-28.97	peak
3	4824.000	7.91	34.00	42.47	46.40	45.84	74.00	-28.16	peak
4	6414.167	11.38	35.52	41.28	47.40	53.02	74.00	-20.98	peak
5	7236.000	10.07	36.09	40.69	44.49	49.96	74.00	-24.04	peak
6	9648.000	10.77	37.69	37.68	41.17	51.95	74.00	-22.05	peak



Mode:a; Polarization:Vertical; Modulation:802.11b; bandwidth:20MHz; Channel:Low

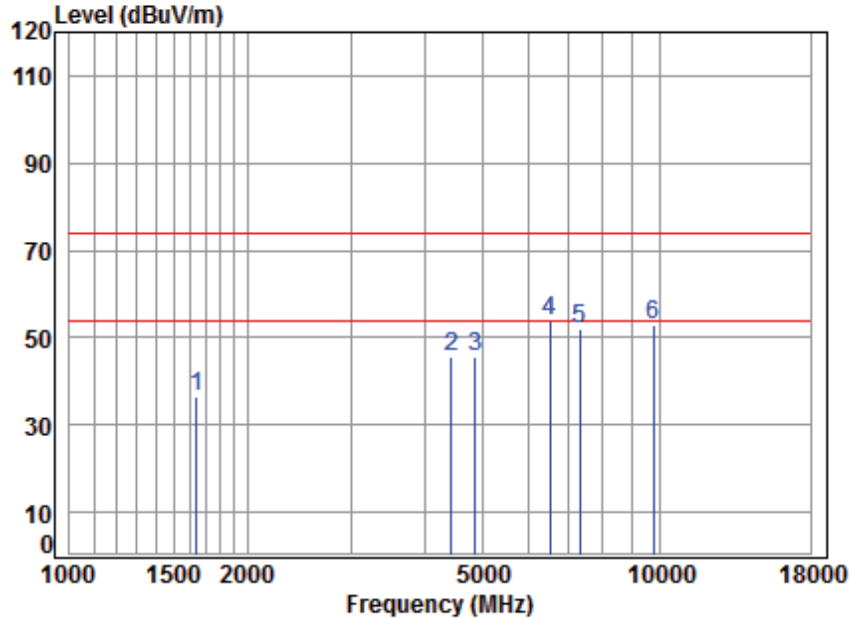


Site : chamber  
 Condition: 3m VERTICAL  
 Job No : 09244CR/09245CR  
 Mode : 2412 TX RSE  
 Note : 2.4G WIFI 11B

	Freq	Cable Loss	Ant Factor	Preamp Factor	Read Level	Level	Limit Line	Over Limit	Remark
	MHz	dB	dB/m	dB	dBuV	dBuV/m	dBuV/m	dB	
1	1697.129	5.23	26.66	41.53	45.21	35.57	74.00	-38.43	peak
2	4392.376	7.44	33.42	42.40	46.88	45.34	74.00	-28.66	peak
3	4824.000	7.91	34.00	42.47	54.28	53.72	74.00	-20.28	peak
4	6507.536	11.52	35.60	41.21	47.45	53.36	74.00	-20.64	peak
5	7236.000	10.07	36.09	40.69	44.16	49.63	74.00	-24.37	peak
6	9648.000	10.77	37.69	37.68	41.14	51.92	74.00	-22.08	peak



Mode:a; Polarization:Horizontal; Modulation:802.11b; bandwidth:20MHz; Channel:middle

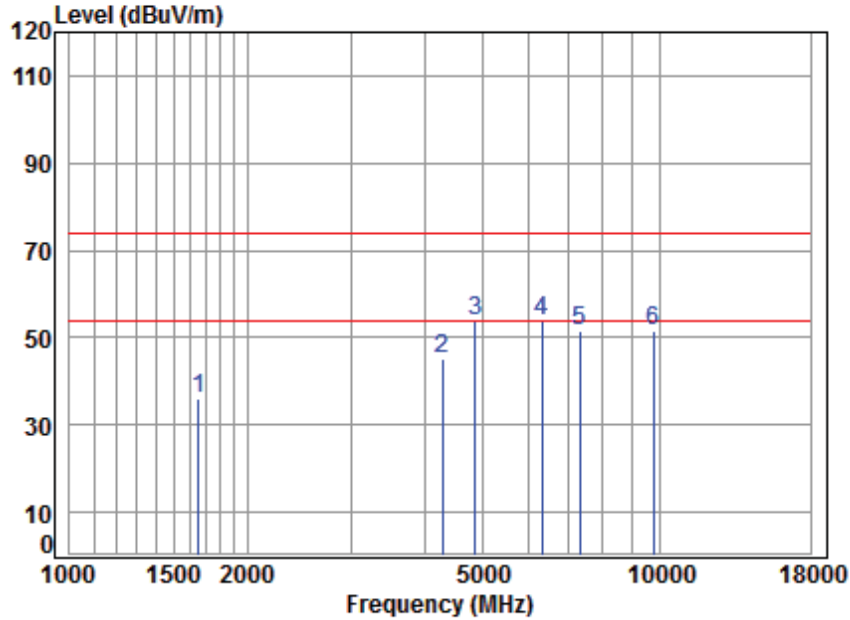


Site : chamber  
 Condition: 3m HORIZONTAL  
 Job No : 09244CR/09245CR  
 Mode : 2437 TX RSE  
 Note : 2.4G WIFI 11B

	Freq	Cable Loss	Ant Factor	Preamp Factor	Read Level	Level	Limit Line	Over Limit	Remark
	MHz	dB	dB/m	dB	dBuV	dBuV/m	dBuV/m	dB	
1	1644.019	5.30	26.44	41.50	46.34	36.58	74.00	-37.42	peak
2	4443.453	7.50	33.50	42.41	47.06	45.65	74.00	-28.35	peak
3	4874.000	7.96	34.05	42.48	46.30	45.83	74.00	-28.17	peak
4	6526.373	11.46	35.62	41.20	47.99	53.87	74.00	-20.13	peak
5	7311.000	10.05	36.15	40.64	46.26	51.82	74.00	-22.18	peak
6	9748.000	10.82	37.75	37.54	41.91	52.94	74.00	-21.06	peak



Mode:a; Polarization:Vertical; Modulation:802.11b; bandwidth:20MHz; Channel:middle

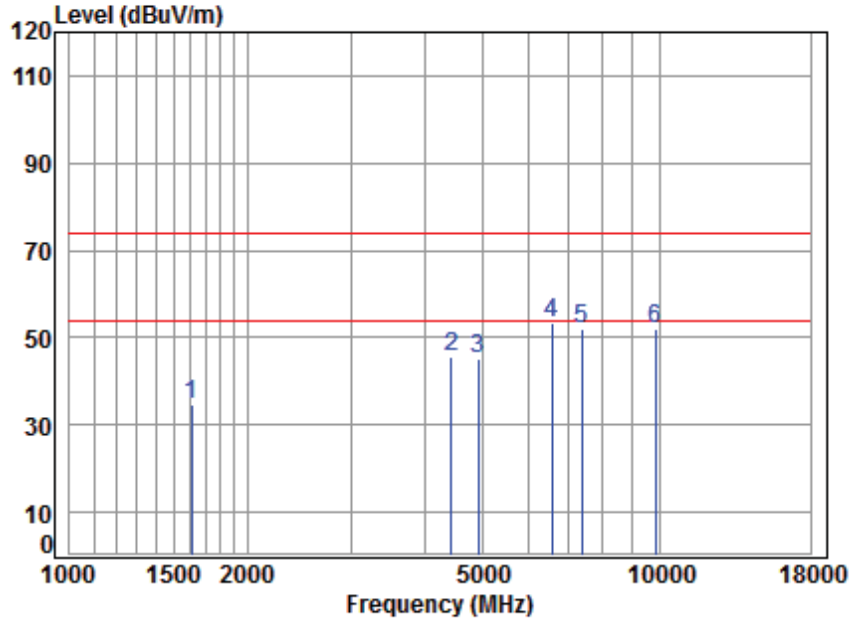


Site : chamber  
 Condition: 3m VERTICAL  
 Job No : 09244CR/09245CR  
 Mode : 2437 TX RSE  
 Note : 2.4G WIFI 11B

	Freq	Cable Loss	Ant Factor	Preamp Factor	Read Level	Level	Limit Line	Over Limit	Remark
	MHz	dB	dB/m	dB	dBuV	dBuV/m	dBuV/m	dB	
1	1653.550	5.28	26.48	41.50	45.79	36.05	74.00	-37.95	peak
2	4291.977	7.33	33.24	42.38	46.91	45.10	74.00	-28.90	peak
3	4874.000	7.96	34.05	42.48	54.27	53.80	74.00	-20.20	peak
4	6322.136	11.20	35.43	41.35	48.38	53.66	74.00	-20.34	peak
5	7311.000	10.05	36.15	40.64	46.18	51.74	74.00	-22.26	peak
6	9748.000	10.82	37.75	37.54	40.64	51.67	74.00	-22.33	peak



Mode:a; Polarization:Horizontal; Modulation:802.11b; bandwidth:20MHz; Channel:High

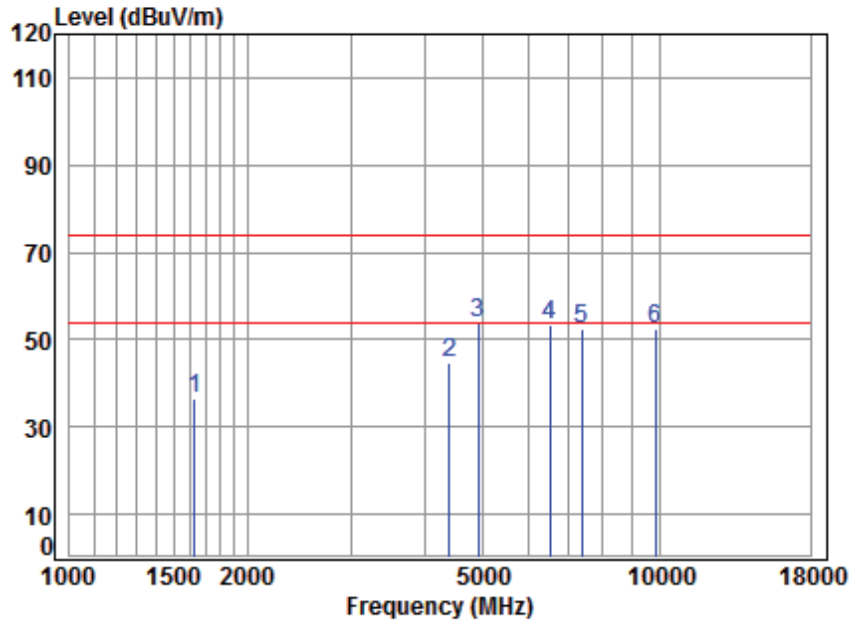


Site : chamber  
 Condition: 3m HORIZONTAL  
 Job No : 09244CR/09245CR  
 Mode : 2462 TX RSE  
 Note : 2.4G WIFI 11B

	Freq	Cable Loss	Ant Factor	Preamp Factor	Read Level	Level	Limit Line	Over Limit	Remark
	MHz	dB	dB/m	dB	dBuV	dBuV/m	dBuV/m	dB	
1	1611.091	5.34	26.30	41.48	44.53	34.69	74.00	-39.31	peak
2	4430.628	7.48	33.48	42.41	47.09	45.64	74.00	-28.36	peak
3	4924.000	8.01	34.11	42.49	45.59	45.22	74.00	-28.78	peak
4	6564.209	11.35	35.64	41.17	47.58	53.40	74.00	-20.60	peak
5	7386.000	10.03	36.21	40.59	46.45	52.10	74.00	-21.90	peak
6	9848.000	10.87	37.81	37.41	40.90	52.17	74.00	-21.83	peak



Mode:a; Polarization:Vertical; Modulation:802.11b; bandwidth:20MHz; Channel:High



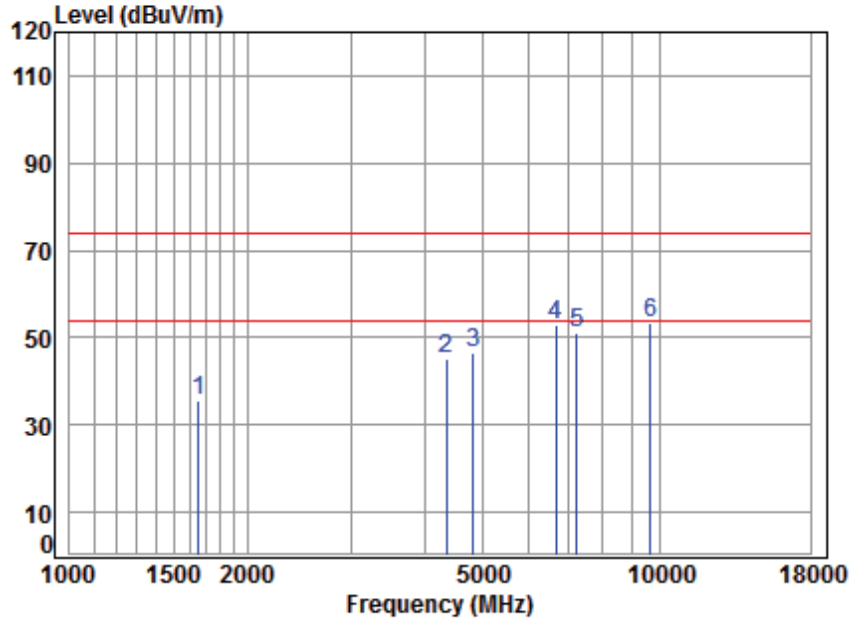
Site : chamber  
 Condition: 3m VERTICAL  
 Job No : 09244CR/09245CR  
 Mode : 2462 TX RSE  
 Note : 2.4G WIFI 11B

	Cable	Ant	Preamp	Read	Limit	Over		
Freq	Loss	Factor	Factor	Level	Line	Limit	Remark	
MHz	dB	dB/m	dB	dBuV	dBuV/m	dBuV/m	dB	
1	5.31	26.38	41.49	46.30	36.50	74.00	-37.50	peak
2	7.46	33.44	42.40	46.13	44.63	74.00	-29.37	peak
3	8.01	34.11	42.49	54.14	53.77	74.00	-20.23	peak
4	11.52	35.60	41.21	47.53	53.44	74.00	-20.56	peak
5	10.03	36.21	40.59	46.70	52.35	74.00	-21.65	peak
6	10.87	37.81	37.41	41.37	52.64	74.00	-21.36	peak





Mode:a; Polarization:Horizontal; Modulation:802.11g; bandwidth:20MHz; Channel:Low

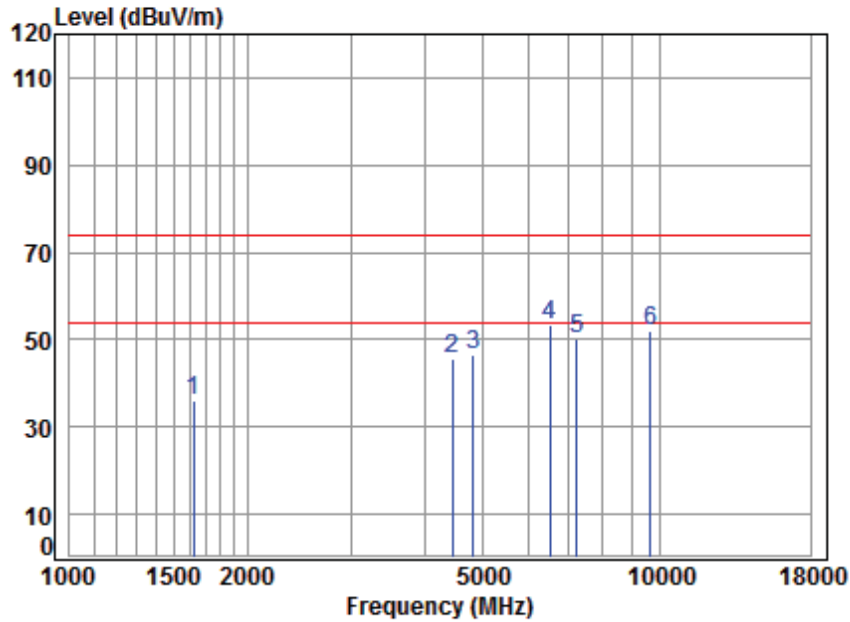


Site : chamber  
 Condition: 3m HORIZONTAL  
 Job No : 09244CR/09245CR  
 Mode : 2412 TX RSE  
 Note : 2.4G WIFI 11G

	Cable	Ant	Preamp	Read	Limit	Over		
Freq	Loss	Factor	Factor	Level	Level	Line	Limit	Remark
MHz	dB	dB/m	dB	dBuV	dBuV/m	dBuV/m	dB	
1	5.28	26.48	41.50	45.12	35.38	74.00	-38.62	peak
2	7.40	33.35	42.39	46.65	45.01	74.00	-28.99	peak
3	7.91	34.00	42.47	47.15	46.59	74.00	-27.41	peak
4	11.02	35.71	41.08	47.50	53.15	74.00	-20.85	peak
5	10.07	36.09	40.69	45.78	51.25	74.00	-22.75	peak
6	10.77	37.69	37.68	42.66	53.44	74.00	-20.56	peak



Mode:a; Polarization:Vertical; Modulation:802.11g; bandwidth:20MHz; Channel:Low

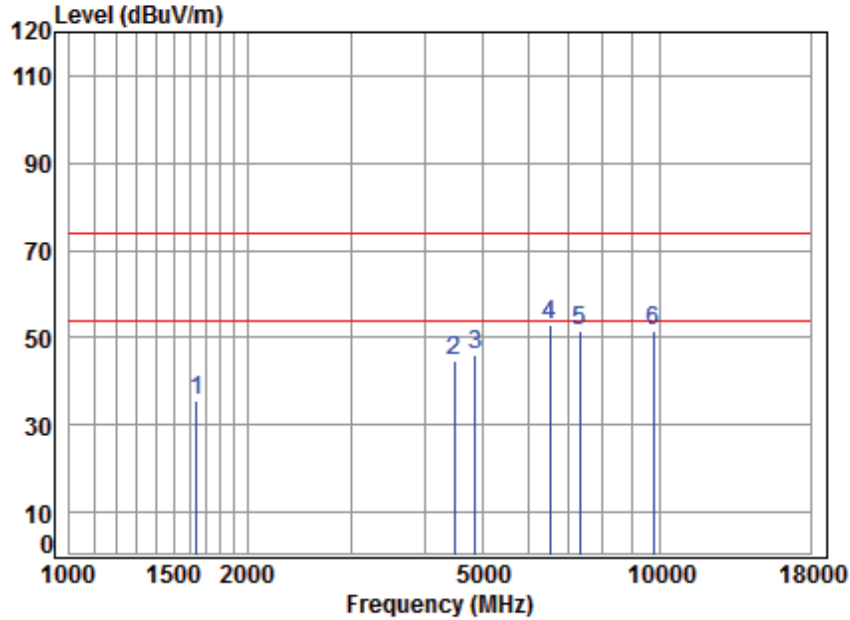


Site : chamber  
 Condition: 3m VERTICAL  
 Job No : 09244CR/09245CR  
 Mode : 2412 TX RSE  
 Note : 2.4G WIFI 11G

	Cable	Ant	Preamp	Read	Limit	Over		
Freq	Loss	Factor	Factor	Level	Line	Limit	Remark	
MHz	dB	dB/m	dB	dBuV	dBuV/m	dBuV/m	dB	
1	5.32	26.34	41.48	46.07	36.25	74.00	-37.75	peak
2	7.51	33.53	42.41	46.77	45.40	74.00	-28.60	peak
3	7.91	34.00	42.47	47.31	46.75	74.00	-27.25	peak
4	11.52	35.60	41.21	47.31	53.22	74.00	-20.78	peak
5	10.07	36.09	40.69	44.54	50.01	74.00	-23.99	peak
6	10.77	37.69	37.68	41.33	52.11	74.00	-21.89	peak



Mode:a; Polarization:Horizontal; Modulation:802.11g; bandwidth:20MHz; Channel:middle

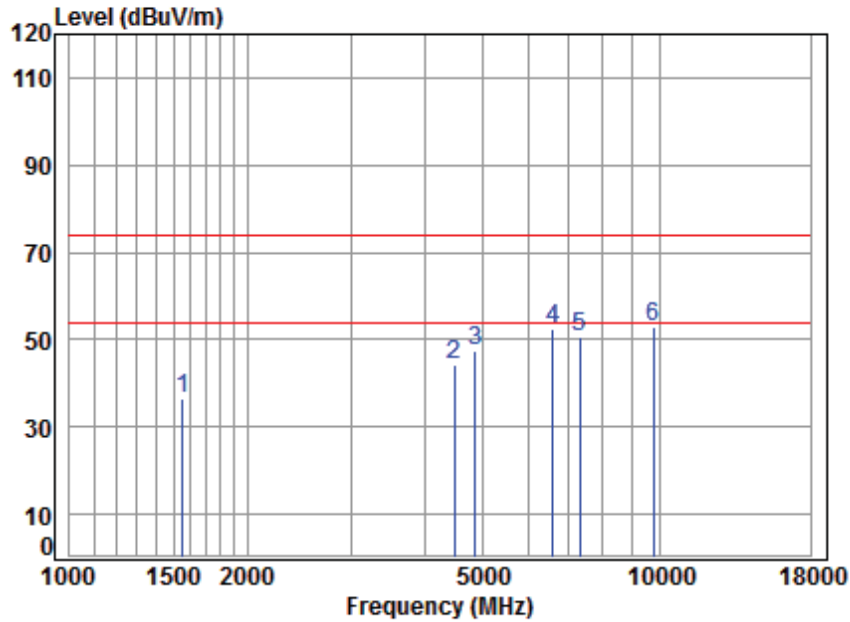


Site : chamber  
 Condition: 3m HORIZONTAL  
 Job No : 09244CR/09245CR  
 Mode : 2437 TX RSE  
 Note : 2.4G WIFI 11G

	Cable	Ant	Preamp	Read	Limit	Over		
Freq	Loss	Factor	Factor	Level	Level	Line	Limit	Remark
MHz	dB	dB/m	dB	dBuV	dBuV/m	dBuV/m	dB	
1	5.30	26.44	41.50	45.24	35.48	74.00	-38.52	peak
2	7.54	33.57	42.41	46.16	44.86	74.00	-29.14	peak
3	7.96	34.05	42.48	46.37	45.90	74.00	-28.10	peak
4	11.52	35.60	41.21	47.16	53.07	74.00	-20.93	peak
5	10.05	36.15	40.64	45.87	51.43	74.00	-22.57	peak
6	10.82	37.75	37.54	40.69	51.72	74.00	-22.28	peak



Mode:a; Polarization:Vertical; Modulation:802.11g; bandwidth:20MHz; Channel:middle

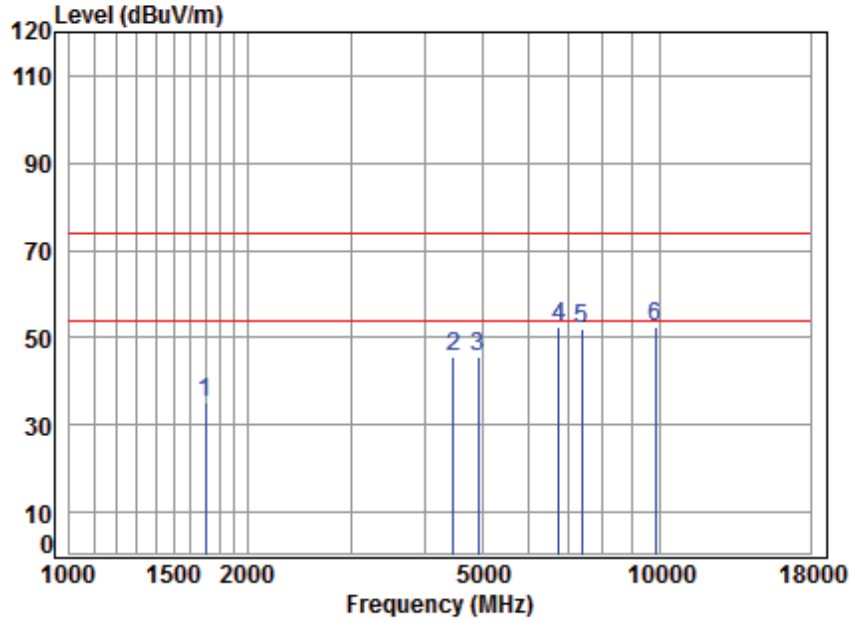


Site : chamber  
 Condition: 3m VERTICAL  
 Job No : 09244CR/09245CR  
 Mode : 2437 TX RSE  
 Note : 2.4G WIFI 11G

	Cable	Ant	Preamp	Read	Limit	Over		
Freq	Loss	Factor	Factor	Level	Level	Line	Limit	Remark
MHz	dB	dB/m	dB	dBuV	dBuV/m	dBuV/m	dB	
1	1556.169	5.41	26.06	41.44	46.41	36.44	74.00	-37.56 peak
2	4482.150	7.54	33.57	42.41	45.65	44.35	74.00	-29.65 peak
3	4874.000	7.96	34.05	42.48	47.86	47.39	74.00	-26.61 peak
4	6583.209	11.30	35.65	41.15	46.85	52.65	74.00	-21.35 peak
5	7311.000	10.05	36.15	40.64	45.16	50.72	74.00	-23.28 peak
6	9748.000	10.82	37.75	37.54	42.06	53.09	74.00	-20.91 peak



Mode:a; Polarization:Horizontal; Modulation:802.11g; bandwidth:20MHz; Channel:High

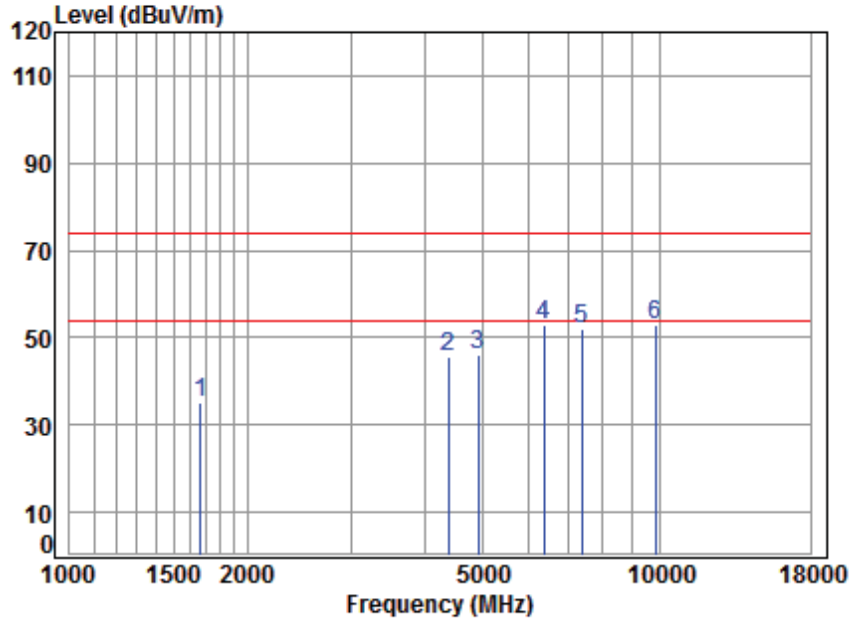


Site : chamber  
 Condition: 3m HORIZONTAL  
 Job No : 09244CR/09245CR  
 Mode : 2462 TX RSE  
 Note : 2.4G WIFI 11G

	Freq	Cable Loss	Ant Factor	Preamp Factor	Read Level	Level	Limit Line	Over Limit	Remark
	MHz	dB	dB/m	dB	dBuV	dBuV/m	dBuV/m	dB	
1	1702.042	5.23	26.68	41.53	44.54	34.92	74.00	-39.08	peak
2	4469.214	7.53	33.55	42.41	46.75	45.42	74.00	-28.58	peak
3	4924.000	8.01	34.11	42.49	45.90	45.53	74.00	-28.47	peak
4	6756.708	10.80	35.76	41.03	47.09	52.62	74.00	-21.38	peak
5	7386.000	10.03	36.21	40.59	46.35	52.00	74.00	-22.00	peak
6	9848.000	10.87	37.81	37.41	41.13	52.40	74.00	-21.60	peak



Mode:a; Polarization:Vertical; Modulation:802.11g; bandwidth:20MHz; Channel:High

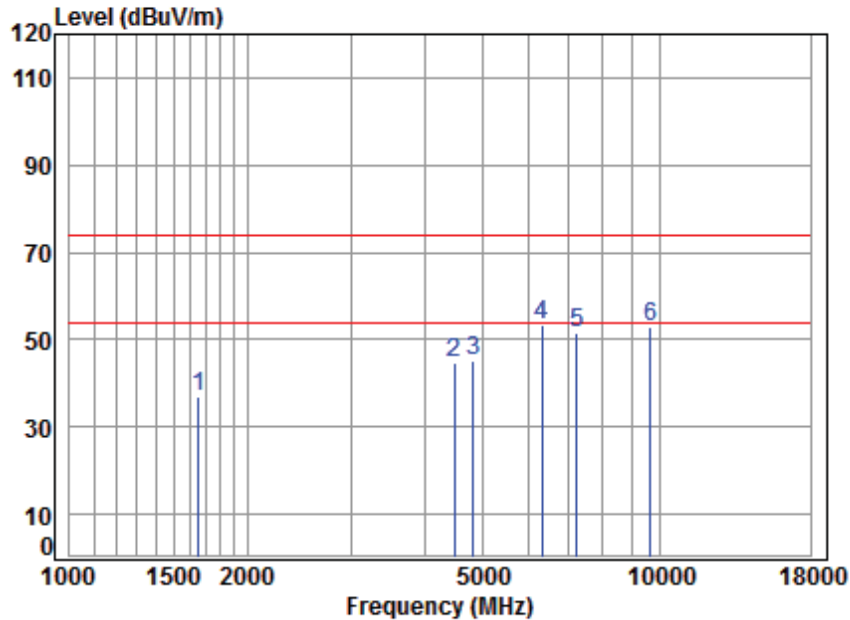


Site : chamber  
 Condition: 3m VERTICAL  
 Job No : 09244CR/09245CR  
 Mode : 2462 TX RSE  
 Note : 2.4G WIFI 11G

	Cable	Ant	Preamp	Read	Limit	Over		
Freq	Loss	Factor	Factor	Level	Level	Line	Limit	Remark
MHz	dB	dB/m	dB	dBuV	dBuV/m	dBuV/m	dB	
1	5.27	26.54	41.51	45.06	35.36	74.00	-38.64	peak
2	7.43	33.39	42.40	47.03	45.45	74.00	-28.55	peak
3	8.01	34.11	42.49	46.40	46.03	74.00	-27.97	peak
4	11.27	35.46	41.32	47.56	52.97	74.00	-21.03	peak
5	10.03	36.21	40.59	46.19	51.84	74.00	-22.16	peak
6	10.87	37.81	37.41	41.72	52.99	74.00	-21.01	peak



Mode:a; Polarization:Horizontal; Modulation:802.11n; bandwidth:20MHz; Channel:Low

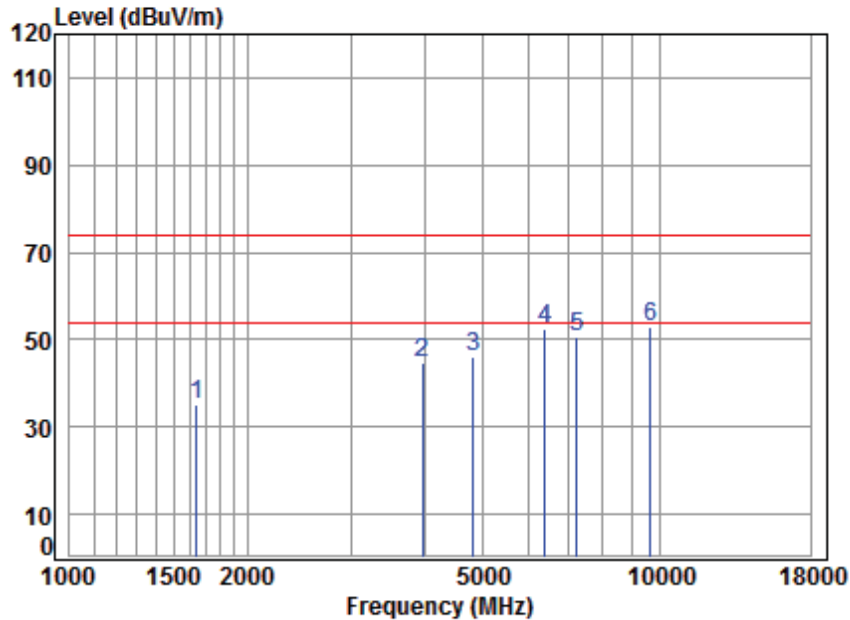


Site : chamber  
 Condition: 3m HORIZONTAL  
 Job No : 09244CR/09245CR  
 Mode : 2412 TX RSE  
 Note : 2.4G WIFI 11N 20

	Cable	Ant	Preamp	Read	Limit	Over		
Freq	Loss	Factor	Factor	Level	Line	Limit	Remark	
MHz	dB	dB/m	dB	dBuV	dBuV/m	dBuV/m	dB	
1	5.28	26.48	41.50	46.81	37.07	74.00	-36.93	peak
2	7.54	33.57	42.41	46.15	44.85	74.00	-29.15	peak
3	7.91	34.00	42.47	45.86	45.30	74.00	-28.70	peak
4	11.20	35.43	41.35	47.95	53.23	74.00	-20.77	peak
5	10.07	36.09	40.69	46.01	51.48	74.00	-22.52	peak
6	10.77	37.69	37.68	42.13	52.91	74.00	-21.09	peak



Mode:a; Polarization:Vertical; Modulation:802.11n; bandwidth:20MHz; Channel:Low



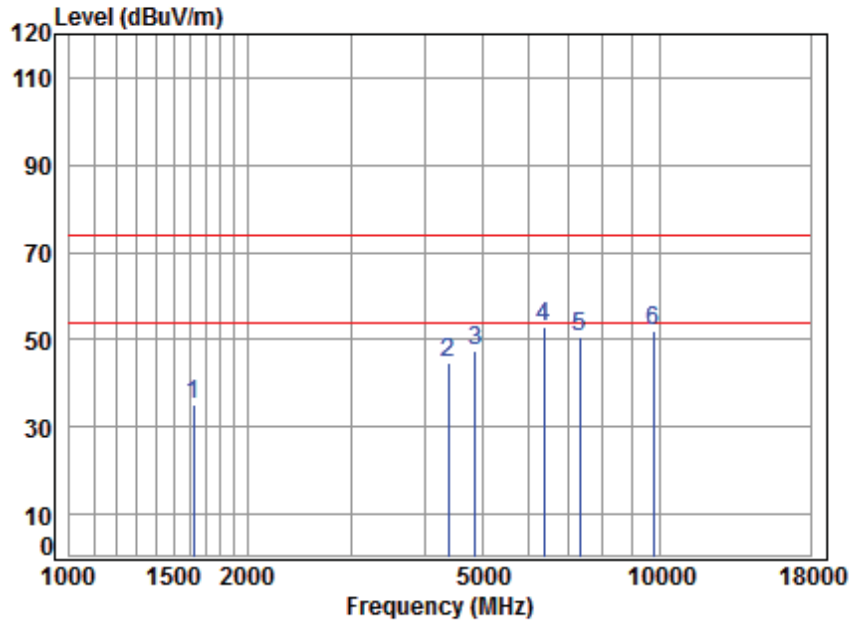
Site : chamber  
 Condition: 3m VERTICAL  
 Job No : 09244CR/09245CR  
 Mode : 2412 TX RSE  
 Note : 2.4G WIFI 11N 20

	Cable	Ant	Preamp	Read	Limit	Over		
Freq	Loss	Factor	Factor	Level	Level	Line	Limit	Remark
MHz	dB	dB/m	dB	dBuV	dBuV/m	dBuV/m	dB	
1	5.30	26.42	41.49	44.96	35.19	74.00	-38.81	peak
2	6.95	32.64	42.32	47.26	44.53	74.00	-29.47	peak
3	7.91	34.00	42.47	46.68	46.12	74.00	-27.88	peak
4	11.34	35.50	41.30	47.04	52.58	74.00	-21.42	peak
5	10.07	36.09	40.69	45.40	50.87	74.00	-23.13	peak
6	10.77	37.69	37.68	42.03	52.81	74.00	-21.19	peak





Mode:a; Polarization:Horizontal; Modulation:802.11n; bandwidth:20MHz; Channel:middle

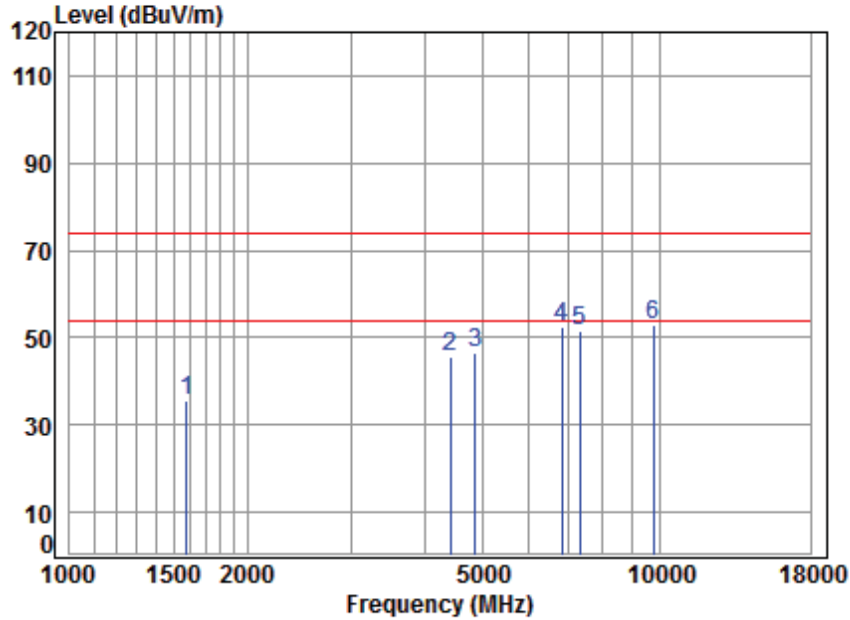


Site : chamber  
 Condition: 3m HORIZONTAL  
 Job No : 09244CR/09245CR  
 Mode : 2437 TX RSE  
 Note : 2.4G WIFI 11N 20

	Freq	Cable Loss	Ant Factor	Preamp Factor	Read Level	Level	Limit Line	Over Limit	Remark
	MHz	dB	dB/m	dB	dBuV	dBuV/m	dBuV/m	dB	
1	1625.121	5.32	26.36	41.49	45.12	35.31	74.00	-38.69	peak
2	4392.376	7.44	33.42	42.40	46.30	44.76	74.00	-29.24	peak
3	4874.000	7.96	34.05	42.48	48.04	47.57	74.00	-26.43	peak
4	6358.789	11.27	35.46	41.32	47.41	52.82	74.00	-21.18	peak
5	7311.000	10.05	36.15	40.64	45.31	50.87	74.00	-23.13	peak
6	9748.000	10.82	37.75	37.54	40.87	51.90	74.00	-22.10	peak



Mode:a; Polarization:Vertical; Modulation:802.11n; bandwidth:20MHz; Channel:middle

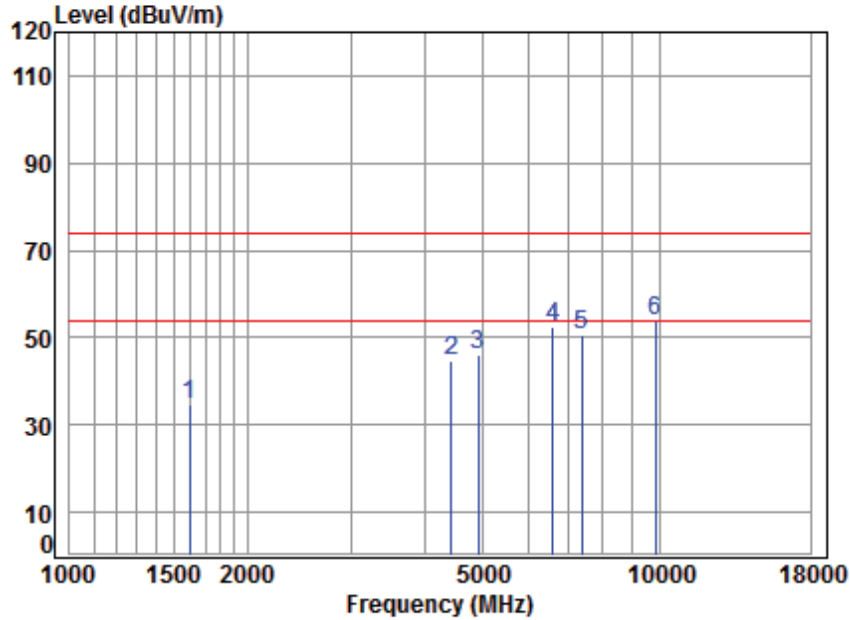


Site : chamber  
 Condition: 3m VERTICAL  
 Job No : 09244CR/09245CR  
 Mode : 2437 TX RSE  
 Note : 2.4G WIFI 11N 20

	Cable	Ant	Preamp	Read	Limit	Over		
Freq	Loss	Factor	Factor	Level	Level	Line	Limit	Remark
MHz	dB	dB/m	dB	dBuV	dBuV/m	dBuV/m	dB	
1	5.38	26.16	41.46	45.63	35.71	74.00	-38.29	peak
2	7.47	33.46	42.40	46.97	45.50	74.00	-28.50	peak
3	7.96	34.05	42.48	47.08	46.61	74.00	-27.39	peak
4	10.64	35.79	40.98	47.14	52.59	74.00	-21.41	peak
5	10.05	36.15	40.64	46.17	51.73	74.00	-22.27	peak
6	10.82	37.75	37.54	41.79	52.82	74.00	-21.18	peak



Mode:a; Polarization:Horizontal; Modulation:802.11n; bandwidth:20MHz; Channel:High

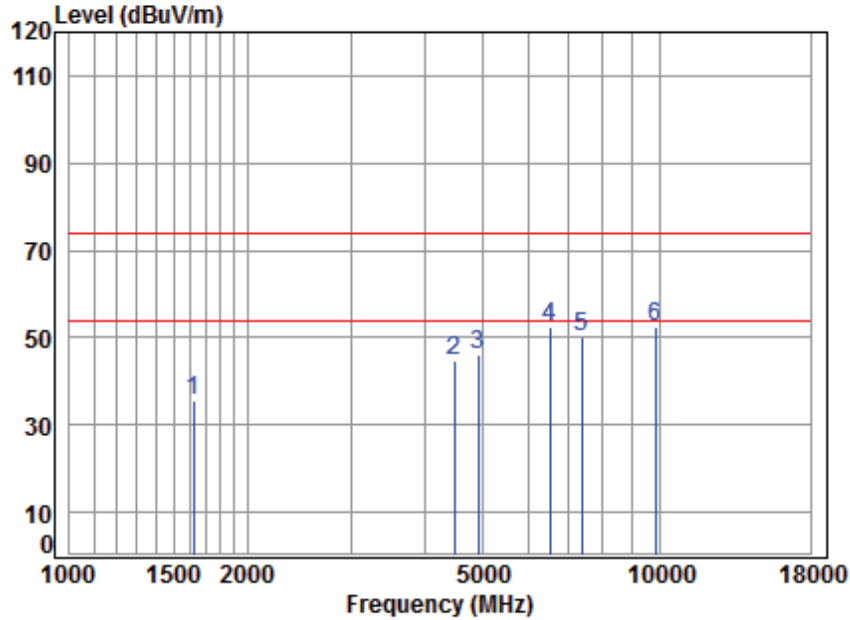


Site : chamber  
 Condition: 3m HORIZONTAL  
 Job No : 09244CR/09245CR  
 Mode : 2462 TX RSE  
 Note : 2.4G WIFI 11N 20

	Cable	Ant	Preamp	Read	Limit	Over		
Freq	Loss	Factor	Factor	Level	Level	Line	Limit	Remark
MHz	dB	dB/m	dB	dBuV	dBuV/m	dBuV/m	dB	
1	5.35	26.24	41.47	44.72	34.84	74.00	-39.16	peak
2	7.48	33.48	42.41	46.06	44.61	74.00	-29.39	peak
3	8.01	34.11	42.49	46.41	46.04	74.00	-27.96	peak
4	11.30	35.65	41.15	46.87	52.67	74.00	-21.33	peak
5	10.03	36.21	40.59	44.77	50.42	74.00	-23.58	peak
6	10.87	37.81	37.41	42.71	53.98	74.00	-20.02	peak



Mode:a; Polarization:Vertical; Modulation:802.11n; bandwidth:20MHz; Channel:High

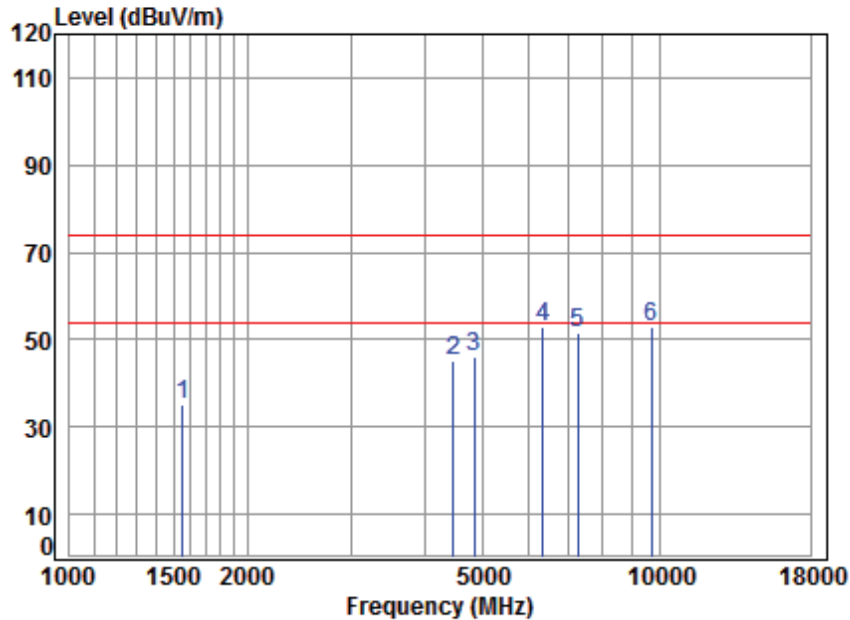


Site : chamber  
 Condition: 3m VERTICAL  
 Job No : 09244CR/09245CR  
 Mode : 2462 TX RSE  
 Note : 2.4G WIFI 11N 20

	Cable	Ant	Preamp	Read	Limit	Over		
Freq	Loss	Factor	Factor	Level	Level	Line	Limit	Remark
MHz	dB	dB/m	dB	dBuV	dBuV/m	dBuV/m	dB	
1	5.32	26.36	41.49	45.42	35.61	74.00	-38.39	peak
2	7.54	33.57	42.41	45.95	44.65	74.00	-29.35	peak
3	8.01	34.11	42.49	46.27	45.90	74.00	-28.10	peak
4	11.46	35.62	41.20	46.76	52.64	74.00	-21.36	peak
5	10.03	36.21	40.59	44.68	50.33	74.00	-23.67	peak
6	10.87	37.81	37.41	41.40	52.67	74.00	-21.33	peak



Mode:a; Polarization:Horizontal; Modulation:802.11n; bandwidth:40MHz; Channel:Low

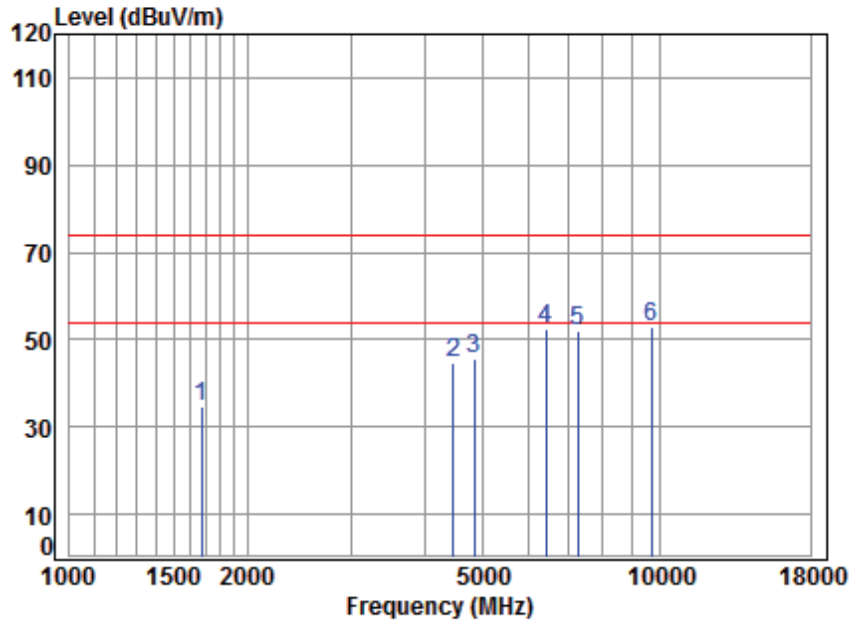


Site : chamber  
 Condition: 3m HORIZONTAL  
 Job No : 09244CR/09245CR  
 Mode : 2422 TX RSE  
 Note : 2.4G WIFI 11N 40

	Cable	Ant	Preamp	Read	Limit	Over		
Freq	Loss	Factor	Factor	Level	Level	Line	Limit	Remark
MHz	dB	dB/m	dB	dBuV	dBuV/m	dBuV/m	dB	
1	1551.677	5.41	26.04	41.44	45.01	35.02	74.00	-38.98 peak
2	4469.214	7.53	33.55	42.41	46.55	45.22	74.00	-28.78 peak
3	4844.000	7.93	34.02	42.48	46.46	45.93	74.00	-28.07 peak
4	6340.436	11.24	35.44	41.34	47.72	53.06	74.00	-20.94 peak
5	7266.000	10.06	36.12	40.67	45.97	51.48	74.00	-22.52 peak
6	9688.000	10.79	37.71	37.63	42.09	52.96	74.00	-21.04 peak



Mode:a; Polarization:Vertical; Modulation:802.11n; bandwidth:40MHz; Channel:Low

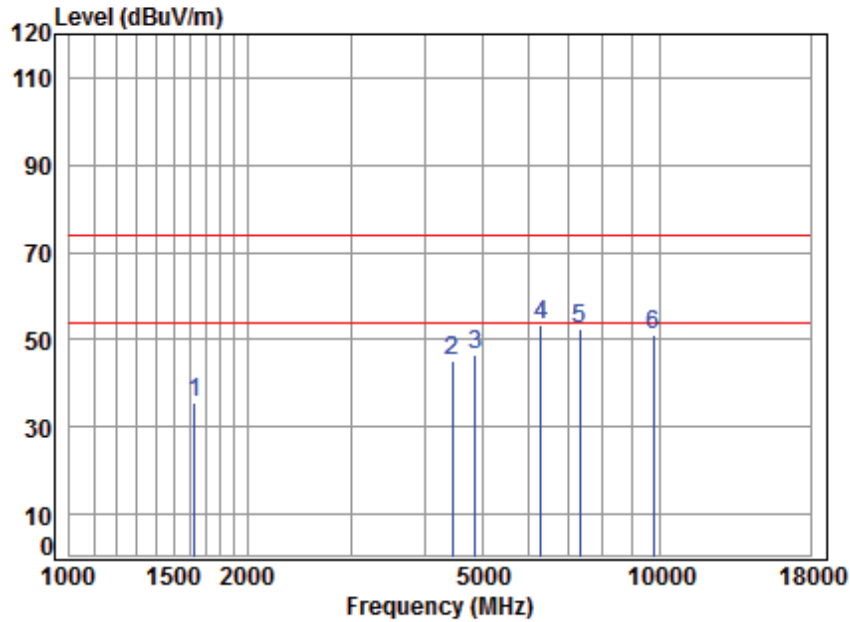


Site : chamber  
 Condition: 3m VERTICAL  
 Job No : 09244CR/09245CR  
 Mode : 2422 TX RSE  
 Note : 2.4G WIFI 11N 40

	Cable	Ant	Preamp	Read	Limit	Over		
Freq	Loss	Factor	Factor	Level	Level	Line	Limit	Remark
MHz	dB	dB/m	dB	dBuV	dBuV/m	dBuV/m	dB	
1	5.26	26.56	41.52	44.57	34.87	74.00	-39.13	peak
2	7.53	33.55	42.41	45.89	44.56	74.00	-29.44	peak
3	7.93	34.02	42.48	46.37	45.84	74.00	-28.16	peak
4	11.38	35.52	41.28	46.80	52.42	74.00	-21.58	peak
5	10.06	36.12	40.67	46.48	51.99	74.00	-22.01	peak
6	10.79	37.71	37.63	41.88	52.75	74.00	-21.25	peak



Mode:a; Polarization:Horizontal; Modulation:802.11n; bandwidth:40MHz; Channel:middle

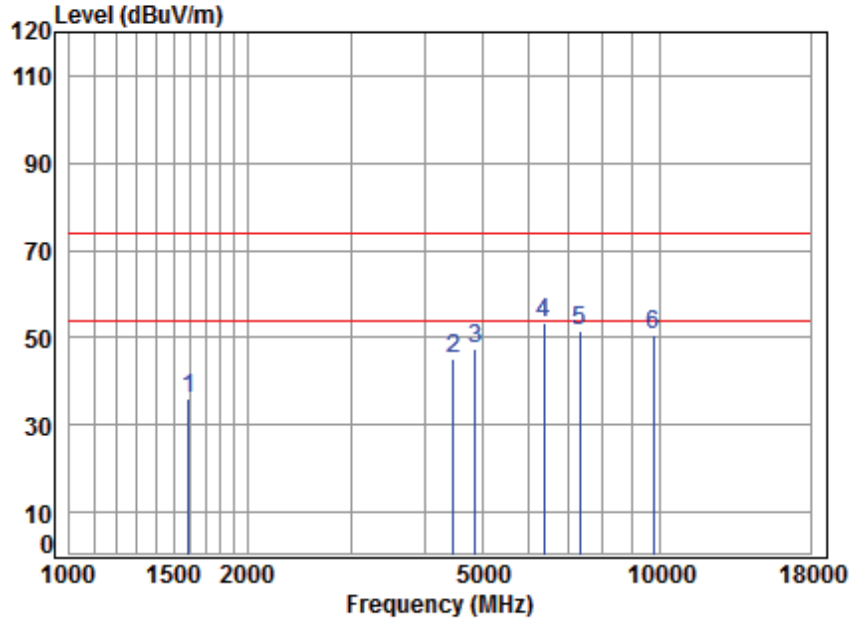


Site : chamber  
 Condition: 3m HORIZONTAL  
 Job No : 09244CR/09245CR  
 Mode : 2437 TX RSE  
 Note : 2.4G WIFI 11N 40

	Freq	Cable Loss	Ant Factor	Preamp Factor	Read Level	Level	Limit Line	Over Limit	Remark
	MHz	dB	dB/m	dB	dBuV	dBuV/m	dBuV/m	dB	
1	1629.825	5.31	26.38	41.49	45.23	35.43	74.00	-38.57	peak
2	4456.315	7.51	33.53	42.41	46.68	45.31	74.00	-28.69	peak
3	4874.000	7.96	34.05	42.48	47.06	46.59	74.00	-27.41	peak
4	6303.890	11.17	35.41	41.37	48.34	53.55	74.00	-20.45	peak
5	7311.000	10.05	36.15	40.64	47.03	52.59	74.00	-21.41	peak
6	9748.000	10.82	37.75	37.54	40.25	51.28	74.00	-22.72	peak



Mode:a; Polarization:Vertical; Modulation:802.11n; bandwidth:40MHz; Channel:middle



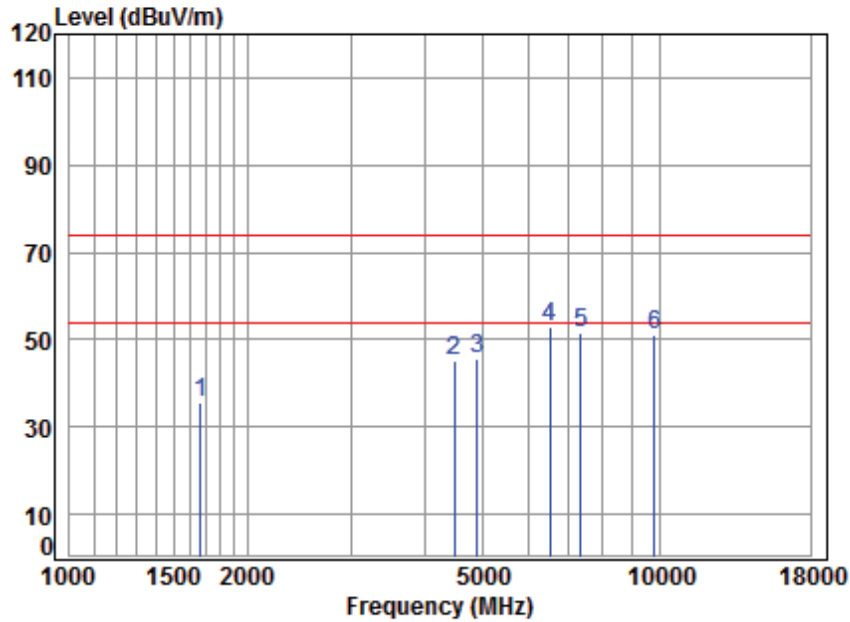
Site : chamber  
 Condition: 3m VERTICAL  
 Job No : 09244CR/09245CR  
 Mode : 2437 TX RSE  
 Note : 2.4G WIFI 11N 40

	Cable	Ant	Preamp	Read	Limit	Over		
Freq	Loss	Factor	Factor	Level	Level	Line	Limit	Remark
MHz	dB	dB/m	dB	dBuV	dBuV/m	dBuV/m	dB	
1	5.36	26.22	41.47	45.78	35.89	74.00	-38.11	peak
2	7.53	33.55	42.41	46.73	45.40	74.00	-28.60	peak
3	7.96	34.05	42.48	47.98	47.51	74.00	-26.49	peak
4	11.27	35.46	41.32	47.83	53.24	74.00	-20.76	peak
5	10.05	36.15	40.64	45.95	51.51	74.00	-22.49	peak
6	10.82	37.75	37.54	39.75	50.78	74.00	-23.22	peak





Mode:a; Polarization:Horizontal; Modulation:802.11n; bandwidth:40MHz; Channel:High

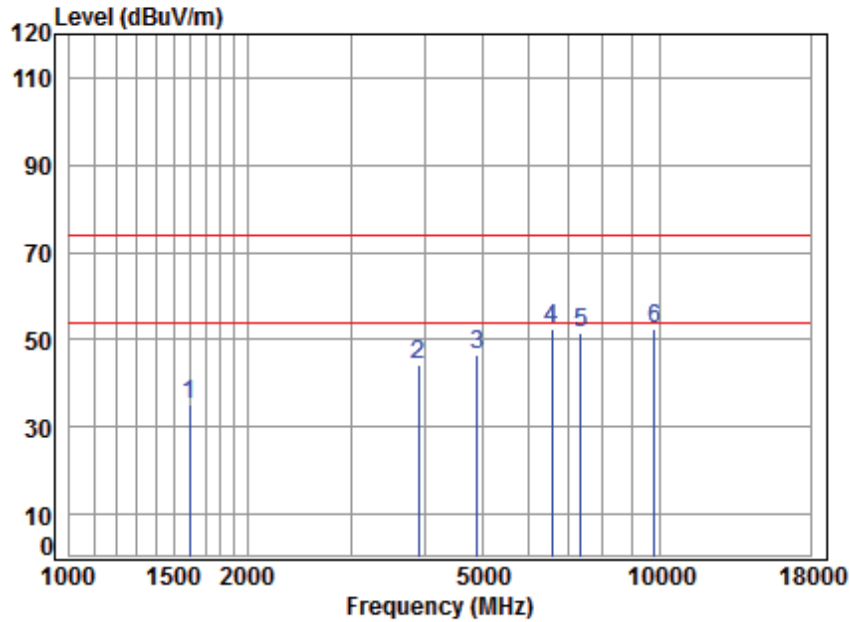


Site : chamber  
 Condition: 3m HORIZONTAL  
 Job No : 09244CR/09245CR  
 Mode : 2452 TX RSE  
 Note : 2.4G WIFI 11N 40

	Cable	Ant	Preamp	Read	Limit	Over		
Freq	Loss	Factor	Factor	Level	Level	Line	Limit	Remark
MHz	dB	dB/m	dB	dBuV	dBuV/m	dBuV/m	dB	
1	5.27	26.54	41.51	45.22	35.52	74.00	-38.48	peak
2	7.54	33.57	42.41	46.69	45.39	74.00	-28.61	peak
3	7.99	34.09	42.48	45.96	45.56	74.00	-28.44	peak
4	11.52	35.60	41.21	47.20	53.11	74.00	-20.89	peak
5	10.04	36.19	40.61	45.78	51.40	74.00	-22.60	peak
6	10.85	37.79	37.46	39.91	51.09	74.00	-22.91	peak



Mode:a; Polarization:Vertical; Modulation:802.11n; bandwidth:40MHz; Channel:High



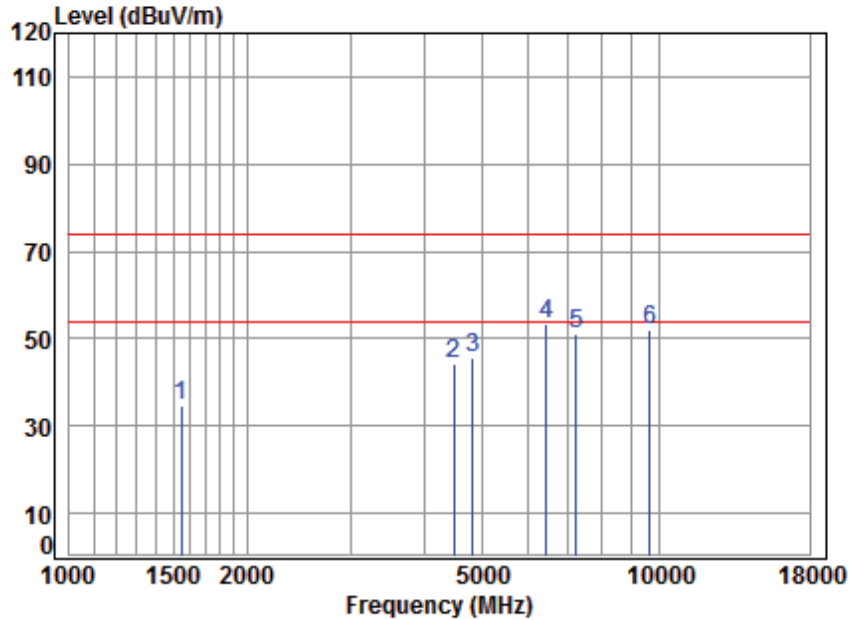
Site : chamber  
 Condition: 3m VERTICAL  
 Job No : 09244CR/09245CR  
 Mode : 2452 TX RSE  
 Note : 2.4G WIFI 11N 40

	Cable	Ant	Preamp	Read	Limit	Over		
Freq	Loss	Factor	Factor	Level	Level	Line	Limit	Remark
MHz	dB	dB/m	dB	dBuV	dBuV/m	dBuV/m	dB	
1	1597.181	5.35	26.24	41.47	44.84	34.96	74.00	-39.04 peak
2	3901.516	6.88	32.51	42.31	47.19	44.27	74.00	-29.73 peak
3	4904.000	7.99	34.09	42.48	46.81	46.41	74.00	-27.59 peak
4	6564.209	11.35	35.64	41.17	46.63	52.45	74.00	-21.55 peak
5	7356.000	10.04	36.19	40.61	45.88	51.50	74.00	-22.50 peak
6	9808.000	10.85	37.79	37.46	41.36	52.54	74.00	-21.46 peak



Test data for Antenna4:

Mode:a; Polarization:Horizontal; Modulation:802.11b; bandwidth:20MHz; Channel:Low

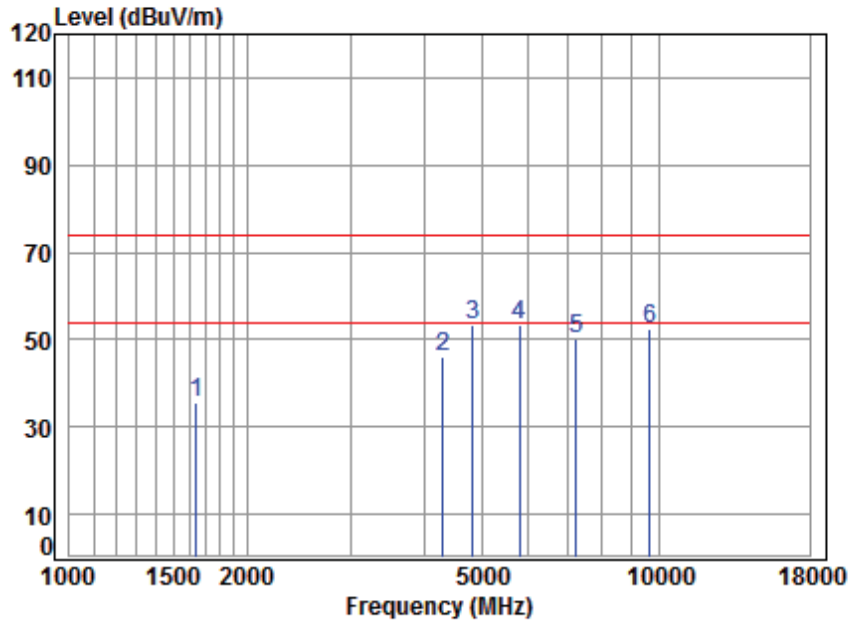


Site : chamber  
 Condition: 3m HORIZONTAL  
 Job No : 09244CR/09245CR  
 Mode : 2412 TX RSE  
 Note : 2.4G WIFI 11B

	Freq	Cable Loss	Ant Factor	Preamp Factor	Read Level	Level	Limit Line	Over Limit	Remark
	MHz	dB	dB/m	dB	dBuV	dBuV/m	dBuV/m	dB	
1	1547.199	5.42	26.02	41.44	44.81	34.81	74.00	-39.19	peak
2	4495.125	7.55	33.59	42.42	45.34	44.06	74.00	-29.94	peak
3	4824.000	7.91	34.00	42.47	46.14	45.58	74.00	-28.42	peak
4	6451.353	11.45	35.55	41.25	47.79	53.54	74.00	-20.46	peak
5	7236.000	10.07	36.09	40.69	45.42	50.89	74.00	-23.11	peak
6	9648.000	10.77	37.69	37.68	41.44	52.22	74.00	-21.78	peak



Mode:a; Polarization:Vertical; Modulation:802.11b; bandwidth:20MHz; Channel:Low

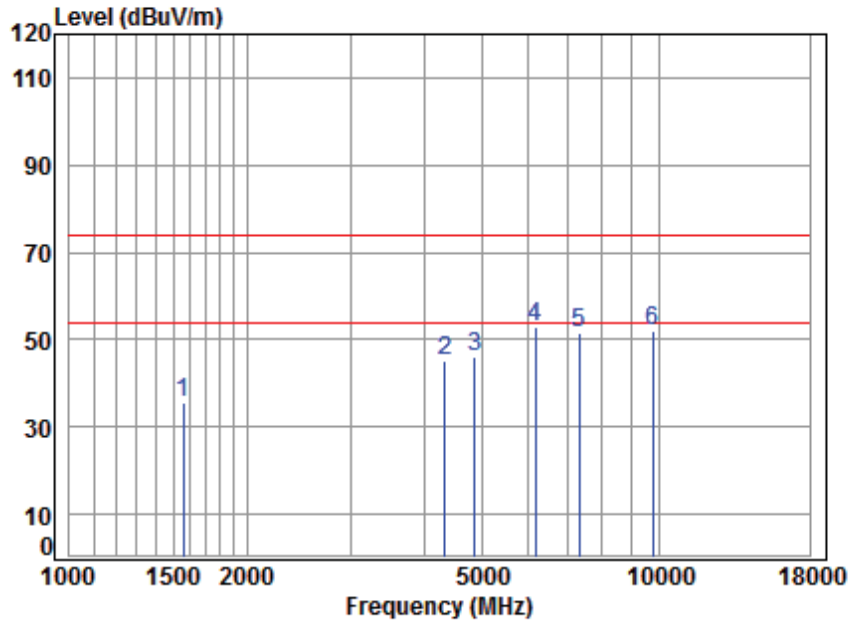


Site : chamber  
 Condition: 3m VERTICAL  
 Job No : 09244CR/09245CR  
 Mode : 2412 TX RSE  
 Note : 2.4G WIFI 11B

	Cable	Ant	Preamp	Read	Limit	Over		
Freq	Loss	Factor	Factor	Level	Level	Line	Limit	Remark
MHz	dB	dB/m	dB	dBuV	dBuV/m	dBuV/m	dB	
1	5.30	26.44	41.50	45.19	35.43	74.00	-38.57	peak
2	7.34	33.26	42.38	47.79	46.01	74.00	-27.99	peak
3	7.91	34.00	42.47	53.75	53.19	74.00	-20.81	peak
4	9.89	34.90	41.78	50.59	53.60	74.00	-20.40	peak
5	10.07	36.09	40.69	44.62	50.09	74.00	-23.91	peak
6	10.77	37.69	37.68	41.67	52.45	74.00	-21.55	peak



Mode:a; Polarization:Horizontal; Modulation:802.11b; bandwidth:20MHz; Channel:middle

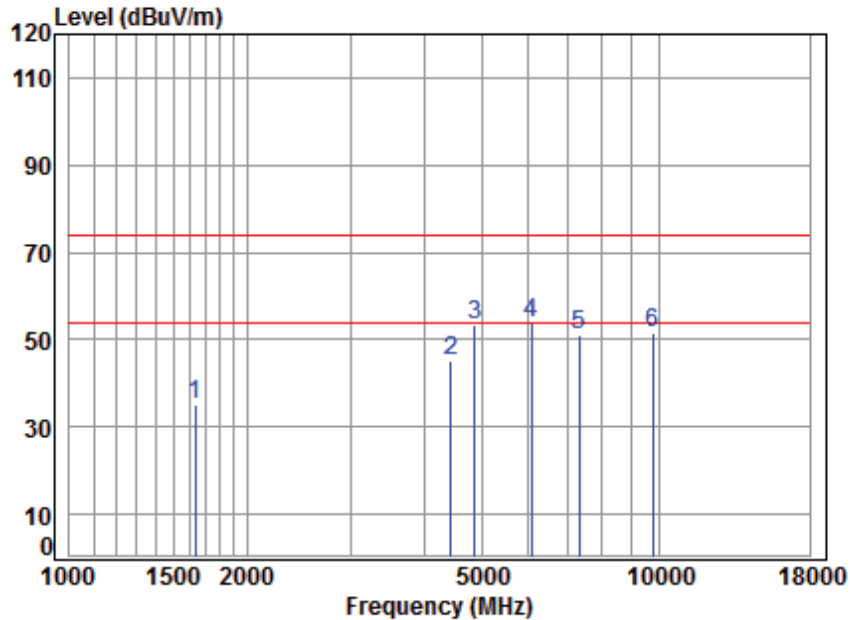


Site : chamber  
 Condition: 3m HORIZONTAL  
 Job No : 09244CR/09245CR  
 Mode : 2437 TX RSE  
 Note : 2.4G WIFI 11B

	Freq	Cable Loss	Ant Factor	Preamp Factor	Read Level	Level	Limit Line	Over Limit	Remark
	MHz	dB	dB/m	dB	dBuV	dBuV/m	dBuV/m	dB	
1	1560.673	5.40	26.08	41.45	45.69	35.72	74.00	-38.28	peak
2	4341.886	7.38	33.33	42.39	46.88	45.20	74.00	-28.80	peak
3	4874.000	7.96	34.05	42.48	46.33	45.86	74.00	-28.14	peak
4	6177.627	10.92	35.28	41.47	48.05	52.78	74.00	-21.22	peak
5	7311.000	10.05	36.15	40.64	46.22	51.78	74.00	-22.22	peak
6	9748.000	10.82	37.75	37.54	40.83	51.86	74.00	-22.14	peak



Mode:a; Polarization:Vertical; Modulation:802.11b; bandwidth:20MHz; Channel:middle

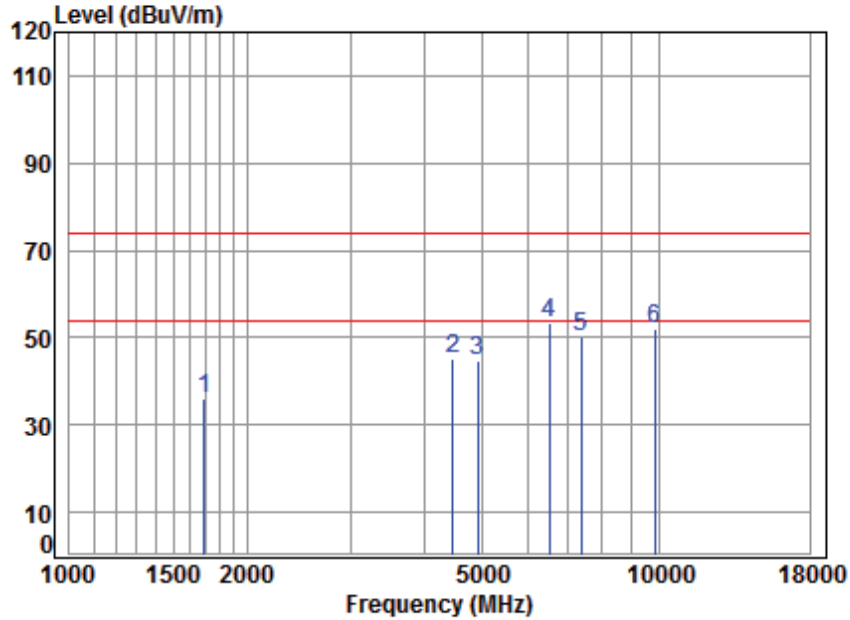


Site : chamber  
 Condition: 3m VERTICAL  
 Job No : 09244CR/09245CR  
 Mode : 2437 TX RSE  
 Note : 2.4G WIFI 11B

	Freq	Cable Loss	Ant Factor	Preamp Factor	Read Level	Level	Limit Line	Over Limit	Remark
	MHz	dB	dB/m	dB	dBuV	dBuV/m	dBuV/m	dB	
1	1634.543	5.31	26.40	41.49	44.74	34.96	74.00	-39.04	peak
2	4430.628	7.48	33.48	42.41	46.44	44.99	74.00	-29.01	peak
3	4874.000	7.96	34.05	42.48	53.69	53.22	74.00	-20.78	peak
4	6071.417	10.71	35.17	41.55	49.35	53.68	74.00	-20.32	peak
5	7311.000	10.05	36.15	40.64	45.37	50.93	74.00	-23.07	peak
6	9748.000	10.82	37.75	37.54	40.33	51.36	74.00	-22.64	peak



Mode:a; Polarization:Horizontal; Modulation:802.11b; bandwidth:20MHz; Channel:High

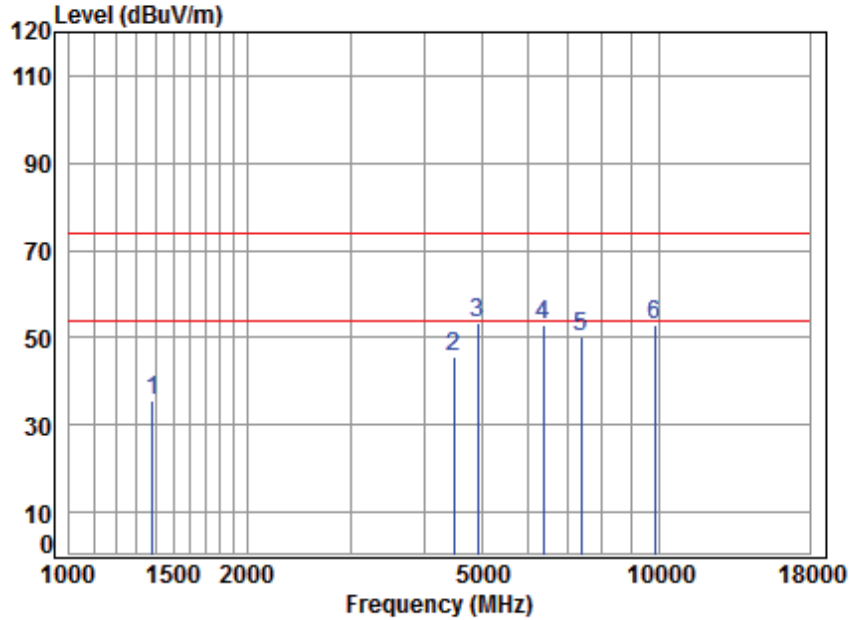


Site : chamber  
 Condition: 3m HORIZONTAL  
 Job No : 09244CR/09245CR  
 Mode : 2462 TX RSE  
 Note : 2.4G WIFI 11B

	Freq	Cable Loss	Ant Factor	Preamp Factor	Read Level	Level	Limit Line	Over Limit	Remark
	MHz	dB	dB/m	dB	dBuV	dBuV/m	dBuV/m	dB	
1	1692.231	5.24	26.64	41.53	45.87	36.22	74.00	-37.78	peak
2	4469.214	7.53	33.55	42.41	46.43	45.10	74.00	-28.90	peak
3	4924.000	8.01	34.11	42.49	45.15	44.78	74.00	-29.22	peak
4	6507.536	11.52	35.60	41.21	47.25	53.16	74.00	-20.84	peak
5	7386.000	10.03	36.21	40.59	44.50	50.15	74.00	-23.85	peak
6	9848.000	10.87	37.81	37.41	40.83	52.10	74.00	-21.90	peak



Mode:a; Polarization:Vertical; Modulation:802.11b; bandwidth:20MHz; Channel:High



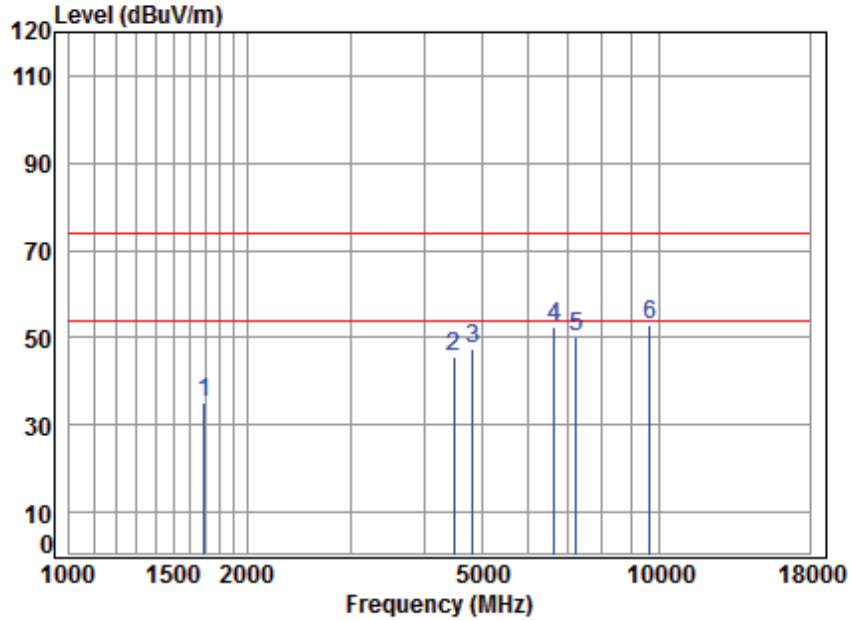
Site : chamber  
 Condition: 3m VERTICAL  
 Job No : 09244CR/09245CR  
 Mode : 2462 TX RSE  
 Note : 2.4G WIFI 11B

	Cable	Ant	Preamp	Read	Limit	Over		
Freq	Loss	Factor	Factor	Level	Level	Line	Limit	Remark
MHz	dB	dB/m	dB	dBuV	dBuV/m	dBuV/m	dB	
1	5.09	25.36	41.32	46.24	35.37	74.00	-38.63	peak
2	7.54	33.57	42.41	46.75	45.45	74.00	-28.55	peak
3	8.01	34.11	42.49	53.93	53.56	74.00	-20.44	peak
4	11.31	35.48	41.31	47.31	52.79	74.00	-21.21	peak
5	10.03	36.21	40.59	44.40	50.05	74.00	-23.95	peak
6	10.87	37.81	37.41	41.80	53.07	74.00	-20.93	peak





Mode:a; Polarization:Horizontal; Modulation:802.11g; bandwidth:20MHz; Channel:Low

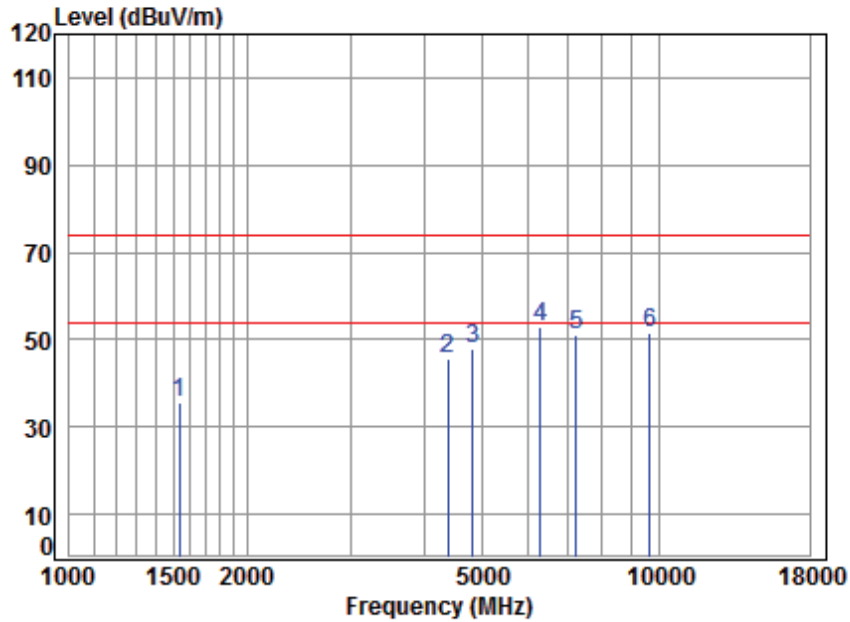


Site : chamber  
 Condition: 3m HORIZONTAL  
 Job No : 09244CR/09245CR  
 Mode : 2412 TX RSE  
 Note : 2.4G WIFI 11G

	Cable	Ant	Preamp	Read	Limit	Over		
Freq	Loss	Factor	Factor	Level	Level	Line	Limit	Remark
MHz	dB	dB/m	dB	dBuV	dBuV/m	dBuV/m	dB	
1	5.24	26.64	41.53	44.82	35.17	74.00	-38.83	peak
2	7.54	33.57	42.41	46.78	45.48	74.00	-28.52	peak
3	7.91	34.00	42.47	47.94	47.38	74.00	-26.62	peak
4	11.13	35.69	41.11	46.85	52.56	74.00	-21.44	peak
5	10.07	36.09	40.69	44.73	50.20	74.00	-23.80	peak
6	10.77	37.69	37.68	42.24	53.02	74.00	-20.98	peak



Mode:a; Polarization:Vertical; Modulation:802.11g; bandwidth:20MHz; Channel:Low

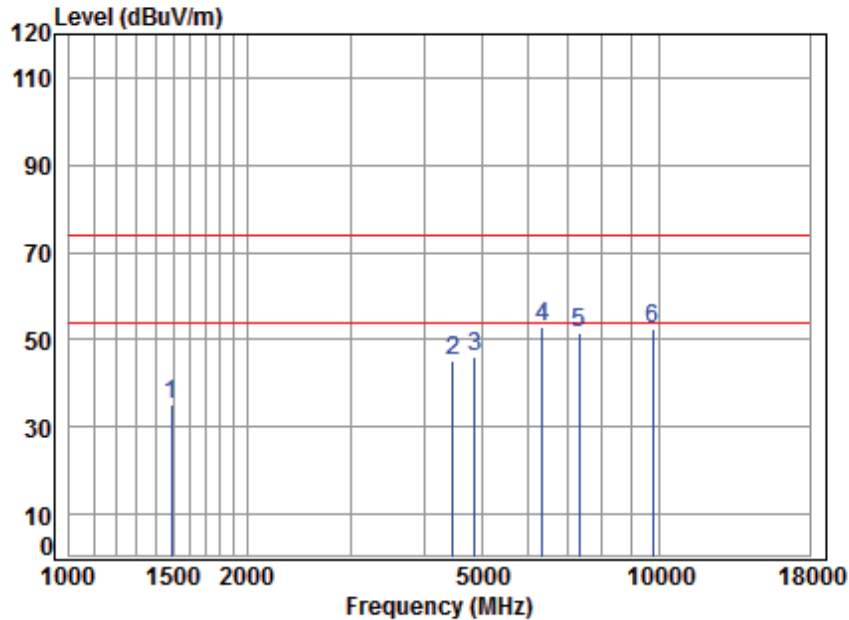


Site : chamber  
 Condition: 3m VERTICAL  
 Job No : 09244CR/09245CR  
 Mode : 2412 TX RSE  
 Note : 2.4G WIFI 11G

	Freq	Cable Loss	Ant Factor	Preamp Factor	Read Level	Level	Limit Line	Over Limit	Remark
	MHz	dB	dB/m	dB	dBuV	dBuV/m	dBuV/m	dB	
1	1533.841	5.44	25.96	41.43	45.50	35.47	74.00	-38.53	peak
2	4379.699	7.43	33.39	42.40	47.31	45.73	74.00	-28.27	peak
3	4824.000	7.91	34.00	42.47	48.32	47.76	74.00	-26.24	peak
4	6303.890	11.17	35.41	41.37	47.51	52.72	74.00	-21.28	peak
5	7236.000	10.07	36.09	40.69	45.49	50.96	74.00	-23.04	peak
6	9648.000	10.77	37.69	37.68	40.78	51.56	74.00	-22.44	peak



Mode:a; Polarization:Horizontal; Modulation:802.11g; bandwidth:20MHz; Channel:middle

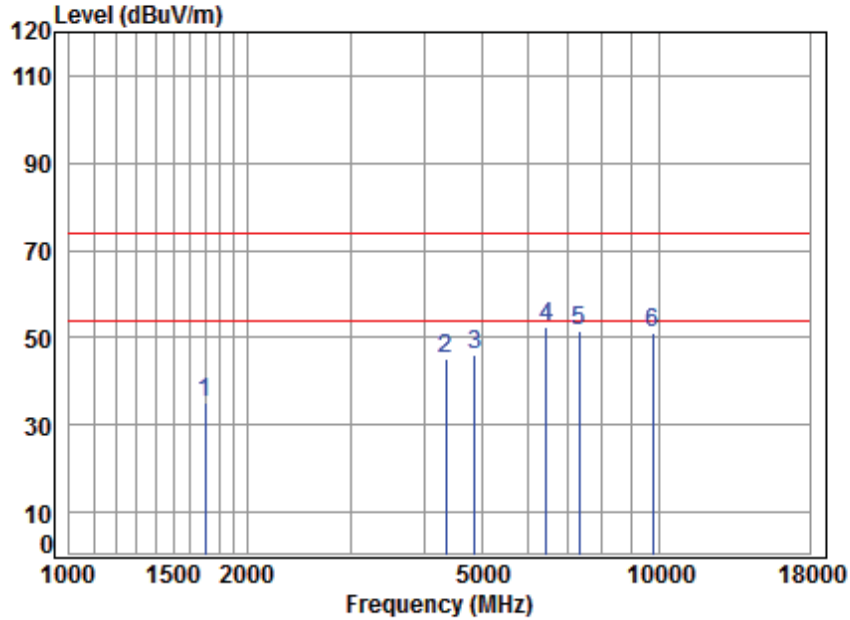


Site : chamber  
 Condition: 3m HORIZONTAL  
 Job No : 09244CR/09245CR  
 Mode : 2437 TX RSE  
 Note : 2.4G WIFI 11G

	Freq	Cable Loss	Ant Factor	Preamp Factor	Read Level	Level	Limit Line	Over Limit	Remark
	MHz	dB	dB/m	dB	dBuV	dBuV/m	dBuV/m	dB	
1	1490.142	5.45	25.76	41.40	45.44	35.25	74.00	-38.75	peak
2	4469.214	7.53	33.55	42.41	46.54	45.21	74.00	-28.79	peak
3	4874.000	7.96	34.05	42.48	46.41	45.94	74.00	-28.06	peak
4	6340.436	11.24	35.44	41.34	47.48	52.82	74.00	-21.18	peak
5	7311.000	10.05	36.15	40.64	46.09	51.65	74.00	-22.35	peak
6	9748.000	10.82	37.75	37.54	41.39	52.42	74.00	-21.58	peak



Mode:a; Polarization:Vertical; Modulation:802.11g; bandwidth:20MHz; Channel:middle

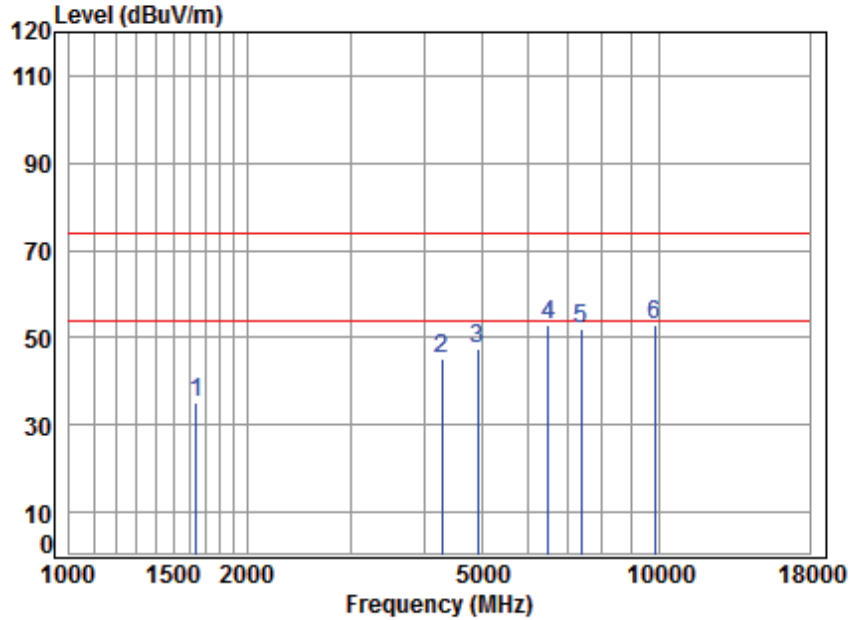


Site : chamber  
Condition: 3m VERTICAL  
Job No : 09244CR/09245CR  
Mode : 2437 TX RSE  
Note : 2.4G WIFI 11G

	Freq	Cable Loss	Ant Factor	Preamp Factor	Read Level	Level	Limit Line	Over Limit	Remark
	MHz	dB	dB/m	dB	dBuV	dBuV/m	dBuV/m	dB	
1	1702.042	5.23	26.68	41.53	44.80	35.18	74.00	-38.82	peak
2	4354.454	7.40	33.35	42.39	46.63	44.99	74.00	-29.01	peak
3	4874.000	7.96	34.05	42.48	46.49	46.02	74.00	-27.98	peak
4	6432.732	11.41	35.54	41.27	47.00	52.68	74.00	-21.32	peak
5	7311.000	10.05	36.15	40.64	45.83	51.39	74.00	-22.61	peak
6	9748.000	10.82	37.75	37.54	40.18	51.21	74.00	-22.79	peak



Mode:a; Polarization:Horizontal; Modulation:802.11g; bandwidth:20MHz; Channel:High

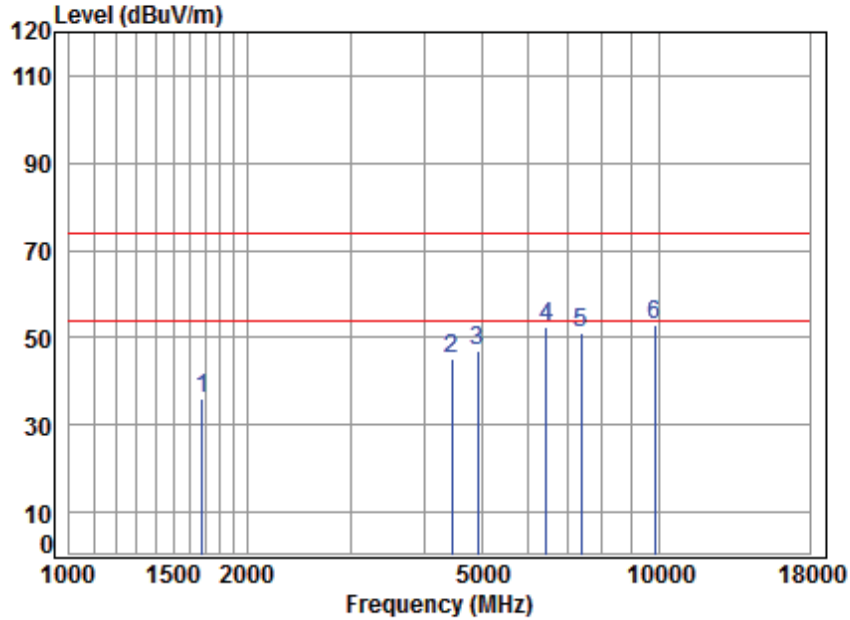


Site : chamber  
 Condition: 3m HORIZONTAL  
 Job No : 09244CR/09245CR  
 Mode : 2462 TX RSE  
 Note : 2.4G WIFI 11G

	Freq	Cable Loss	Ant Factor	Preamp Factor	Read Level	Level	Limit Line	Over Limit	Remark
	MHz	dB	dB/m	dB	dBuV	dBuV/m	dBuV/m	dB	
1	1639.274	5.30	26.42	41.49	45.10	35.33	74.00	-38.67	peak
2	4291.977	7.33	33.24	42.38	46.87	45.06	74.00	-28.94	peak
3	4924.000	8.01	34.11	42.49	47.74	47.37	74.00	-26.63	peak
4	6488.754	11.52	35.59	41.22	46.99	52.88	74.00	-21.12	peak
5	7386.000	10.03	36.21	40.59	46.24	51.89	74.00	-22.11	peak
6	9848.000	10.87	37.81	37.41	41.85	53.12	74.00	-20.88	peak



Mode:a; Polarization:Vertical; Modulation:802.11g; bandwidth:20MHz; Channel:High

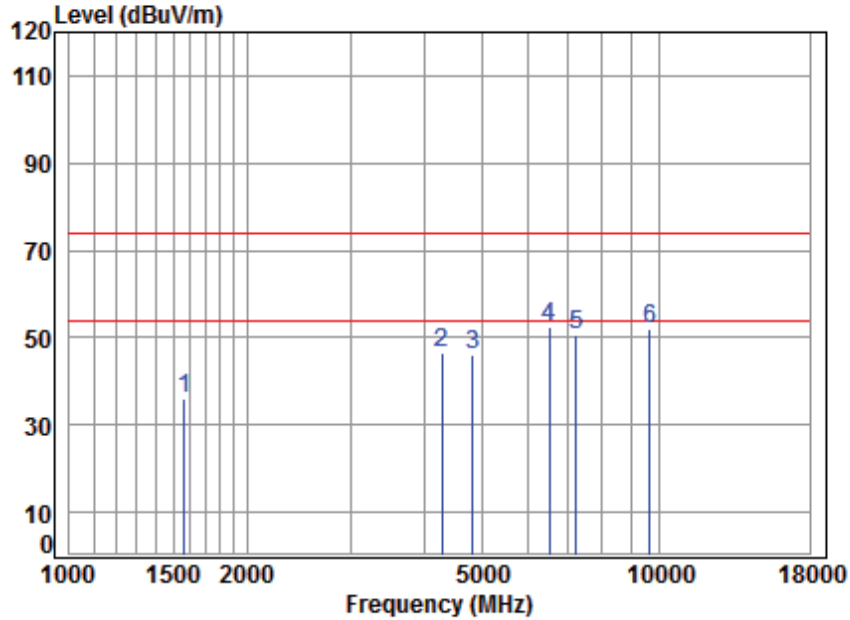


Site : chamber  
 Condition: 3m VERTICAL  
 Job No : 09244CR/09245CR  
 Mode : 2462 TX RSE  
 Note : 2.4G WIFI 11G

	Cable	Ant	Preamp	Read	Limit	Over		
Freq	Loss	Factor	Factor	Level	Level	Line	Limit	Remark
MHz	dB	dB/m	dB	dBuV	dBuV/m	dBuV/m	dB	
1	5.25	26.58	41.52	45.69	36.00	74.00	-38.00	peak
2	7.51	33.53	42.41	46.44	45.07	74.00	-28.93	peak
3	8.01	34.11	42.49	47.24	46.87	74.00	-27.13	peak
4	11.41	35.54	41.27	46.71	52.39	74.00	-21.61	peak
5	10.03	36.21	40.59	45.61	51.26	74.00	-22.74	peak
6	10.87	37.81	37.41	41.81	53.08	74.00	-20.92	peak



Mode:a; Polarization:Horizontal; Modulation:802.11n; bandwidth:20MHz; Channel:Low

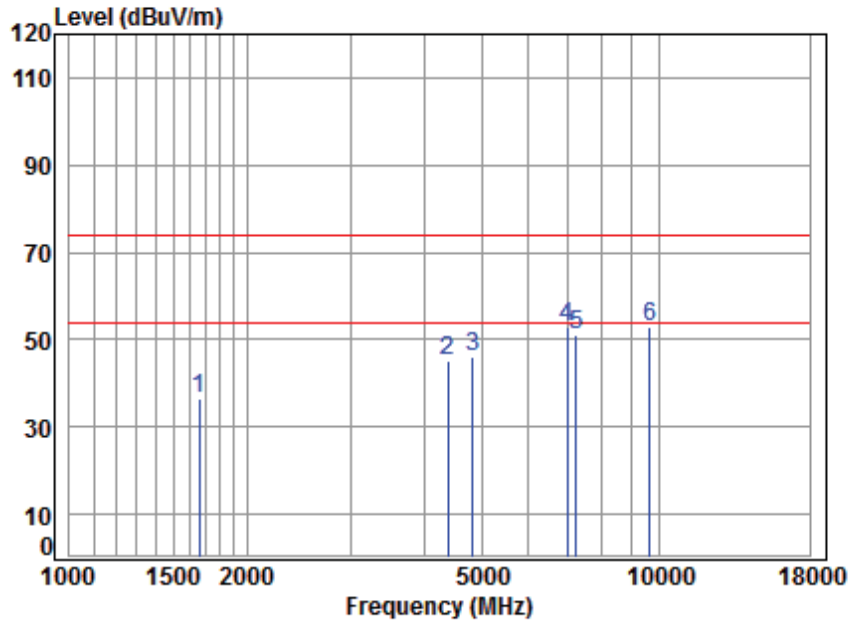


Site : chamber  
 Condition: 3m HORIZONTAL  
 Job No : 09244CR/09245CR  
 Mode : 2412 TX RSE  
 Note : 2.4G WIFI 11N 20

	Freq	Cable Loss	Ant Factor	Preamp Factor	Read Level	Level	Limit Line	Over Limit	Remark
	MHz	dB	dB/m	dB	dBuV	dBuV/m	dBuV/m	dB	
1	1569.721	5.39	26.12	41.45	45.85	35.91	74.00	-38.09	peak
2	4279.589	7.31	33.22	42.38	48.31	46.46	74.00	-27.54	peak
3	4824.000	7.91	34.00	42.47	46.64	46.08	74.00	-27.92	peak
4	6526.373	11.46	35.62	41.20	46.39	52.27	74.00	-21.73	peak
5	7236.000	10.07	36.09	40.69	44.97	50.44	74.00	-23.56	peak
6	9648.000	10.77	37.69	37.68	41.17	51.95	74.00	-22.05	peak



Mode:a; Polarization:Vertical; Modulation:802.11n; bandwidth:20MHz; Channel:Low



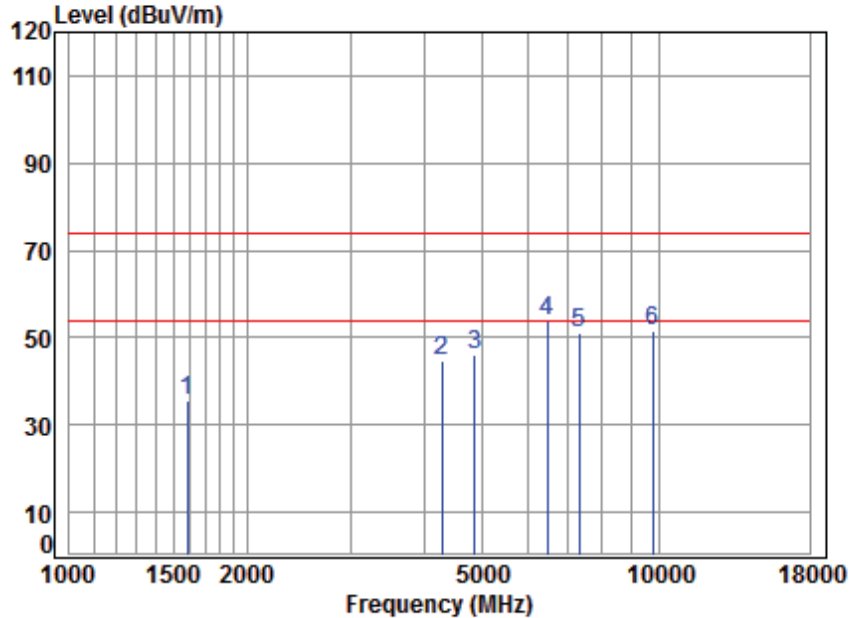
Site : chamber  
 Condition: 3m VERTICAL  
 Job No : 09244CR/09245CR  
 Mode : 2412 TX RSE  
 Note : 2.4G WIFI 11N 20

	Cable	Ant	Preamp	Read	Limit	Over		
Freq	Loss	Factor	Factor	Level	Line	Limit	Remark	
MHz	dB	dB/m	dB	dBuV	dBuV/m	dBuV/m	dB	
1	5.27	26.52	41.51	46.08	36.36	74.00	-37.64	peak
2	7.44	33.42	42.40	46.87	45.33	74.00	-28.67	peak
3	7.91	34.00	42.47	46.70	46.14	74.00	-27.86	peak
4	10.14	35.90	40.86	47.82	53.00	74.00	-21.00	peak
5	10.07	36.09	40.69	45.60	51.07	74.00	-22.93	peak
6	10.77	37.69	37.68	42.29	53.07	74.00	-20.93	peak





Mode:a; Polarization:Horizontal; Modulation:802.11n; bandwidth:20MHz; Channel:middle

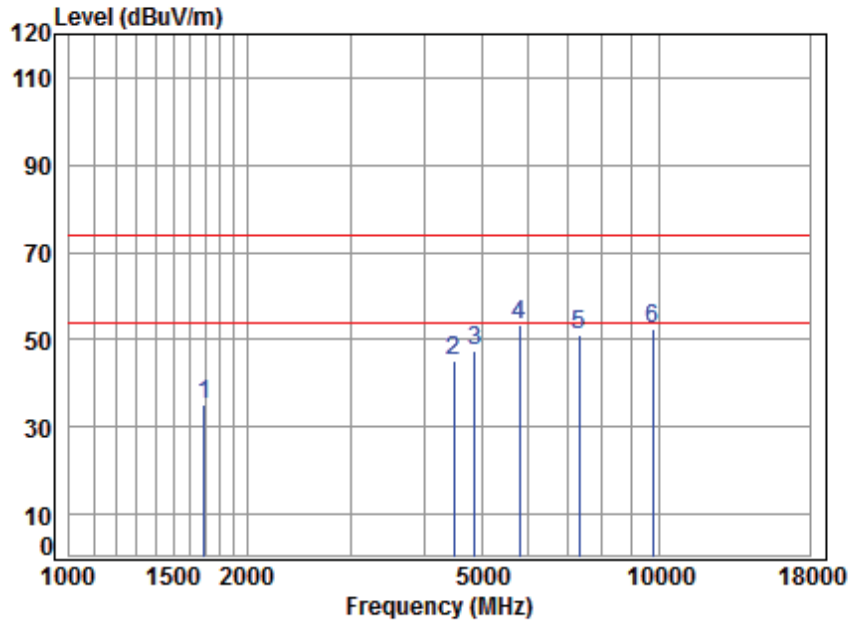


Site : chamber  
 Condition: 3m HORIZONTAL  
 Job No : 09244CR/09245CR  
 Mode : 2437 TX RSE  
 Note : 2.4G WIFI 11N 20

	Freq	Cable Loss	Ant Factor	Preamp Factor	Read Level	Level	Limit Line	Over Limit	Remark
	MHz	dB	dB/m	dB	dBuV	dBuV/m	dBuV/m	dB	
1	1583.392	5.37	26.18	41.46	45.39	35.48	74.00	-38.52	peak
2	4279.589	7.31	33.22	42.38	46.77	44.92	74.00	-29.08	peak
3	4874.000	7.96	34.05	42.48	46.35	45.88	74.00	-28.12	peak
4	6470.026	11.48	35.57	41.24	47.95	53.76	74.00	-20.24	peak
5	7311.000	10.05	36.15	40.64	45.73	51.29	74.00	-22.71	peak
6	9748.000	10.82	37.75	37.54	40.37	51.40	74.00	-22.60	peak



Mode:a; Polarization:Vertical; Modulation:802.11n; bandwidth:20MHz; Channel:middle

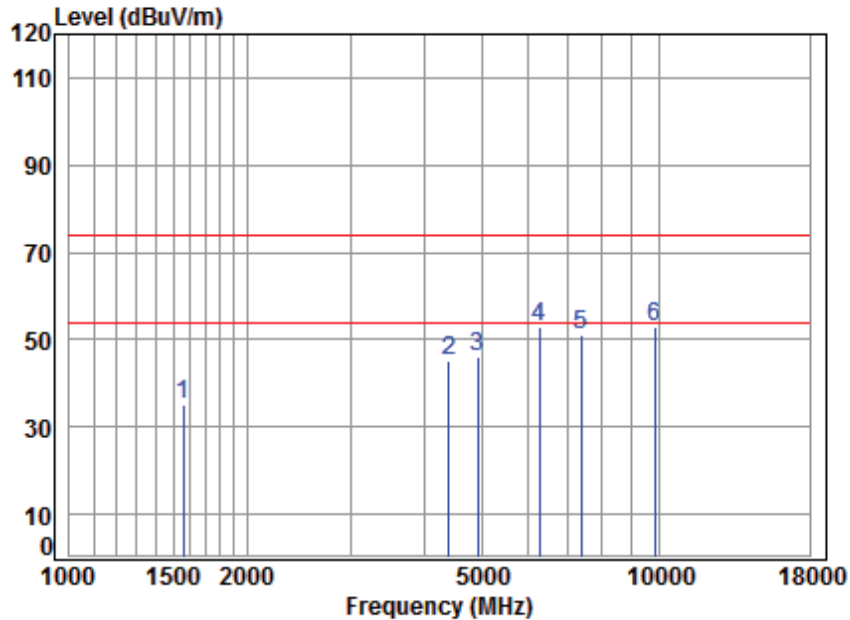


Site : chamber  
 Condition: 3m VERTICAL  
 Job No : 09244CR/09245CR  
 Mode : 2437 TX RSE  
 Note : 2.4G WIFI 11N 20

	Freq	Cable Loss	Ant Factor	Preamp Factor	Read Level	Level	Limit Line	Over Limit	Remark
	MHz	dB	dB/m	dB	dBuV	dBuV/m	dBuV/m	dB	
1	1692.231	5.24	26.64	41.53	44.90	35.25	74.00	-38.75	peak
2	4482.150	7.54	33.57	42.41	46.48	45.18	74.00	-28.82	peak
3	4874.000	7.96	34.05	42.48	47.73	47.26	74.00	-26.74	peak
4	5797.032	9.89	34.90	41.78	50.43	53.44	74.00	-20.56	peak
5	7311.000	10.05	36.15	40.64	45.65	51.21	74.00	-22.79	peak
6	9748.000	10.82	37.75	37.54	41.48	52.51	74.00	-21.49	peak



Mode:a; Polarization:Horizontal; Modulation:802.11n; bandwidth:20MHz; Channel:High

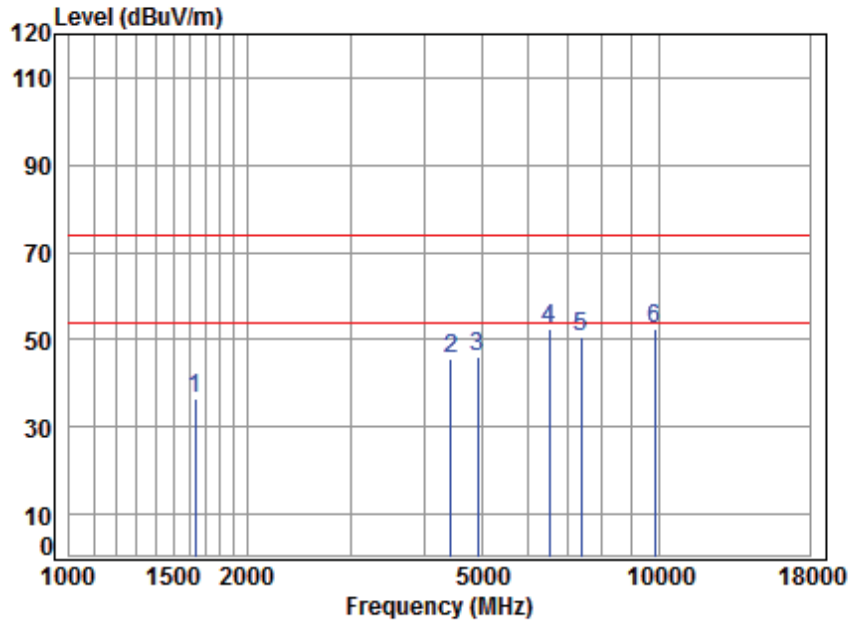


Site : chamber  
 Condition: 3m HORIZONTAL  
 Job No : 09244CR/09245CR  
 Mode : 2462 TX RSE  
 Note : 2.4G WIFI 11N 20

	Cable	Ant	Preamp	Read	Limit	Over		
Freq	Loss	Factor	Factor	Level	Level	Line	Limit	Remark
MHz	dB	dB/m	dB	dBuV	dBuV/m	dBuV/m	dB	
1	1560.673	5.40	26.08	41.45	45.26	35.29	74.00	-38.71 peak
2	4405.090	7.46	33.44	42.40	46.67	45.17	74.00	-28.83 peak
3	4924.000	8.01	34.11	42.49	46.33	45.96	74.00	-28.04 peak
4	6267.553	11.10	35.37	41.39	47.99	53.07	74.00	-20.93 peak
5	7386.000	10.03	36.21	40.59	45.44	51.09	74.00	-22.91 peak
6	9848.000	10.87	37.81	37.41	41.87	53.14	74.00	-20.86 peak



Mode:a; Polarization:Vertical; Modulation:802.11n; bandwidth:20MHz; Channel:High

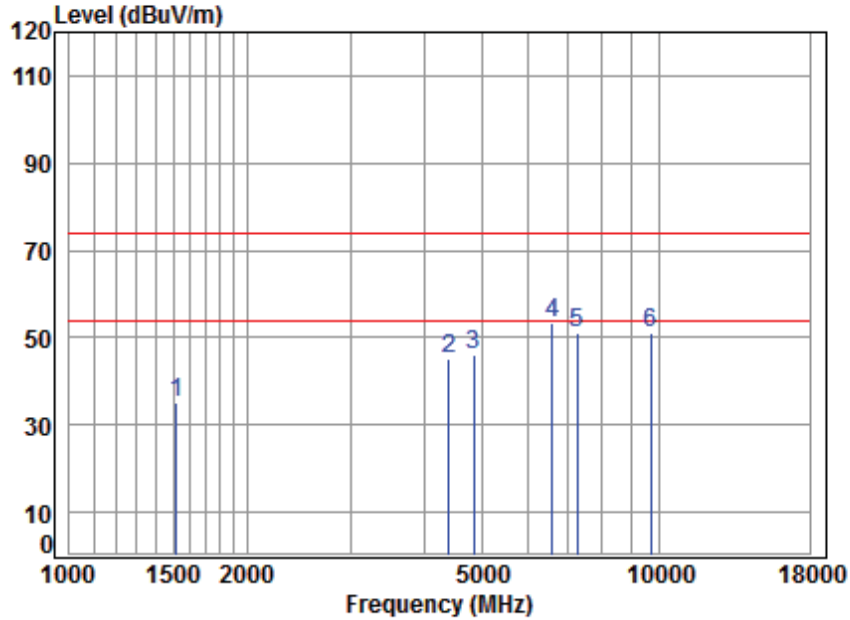


Site : chamber  
 Condition: 3m VERTICAL  
 Job No : 09244CR/09245CR  
 Mode : 2462 TX RSE  
 Note : 2.4G WIFI 11N 20

	Cable	Ant	Preamp	Read	Limit	Over		
Freq	Loss	Factor	Factor	Level	Line	Limit	Remark	
MHz	dB	dB/m	dB	dBuV	dBuV/m	dBuV/m	dB	
1	5.31	26.40	41.49	46.10	36.32	74.00	-37.68	peak
2	7.48	33.48	42.41	46.90	45.45	74.00	-28.55	peak
3	8.01	34.11	42.49	46.27	45.90	74.00	-28.10	peak
4	11.52	35.60	41.21	46.47	52.38	74.00	-21.62	peak
5	10.03	36.21	40.59	44.84	50.49	74.00	-23.51	peak
6	10.87	37.81	37.41	41.10	52.37	74.00	-21.63	peak



Mode:a; Polarization:Horizontal; Modulation:802.11n; bandwidth:40MHz; Channel:Low

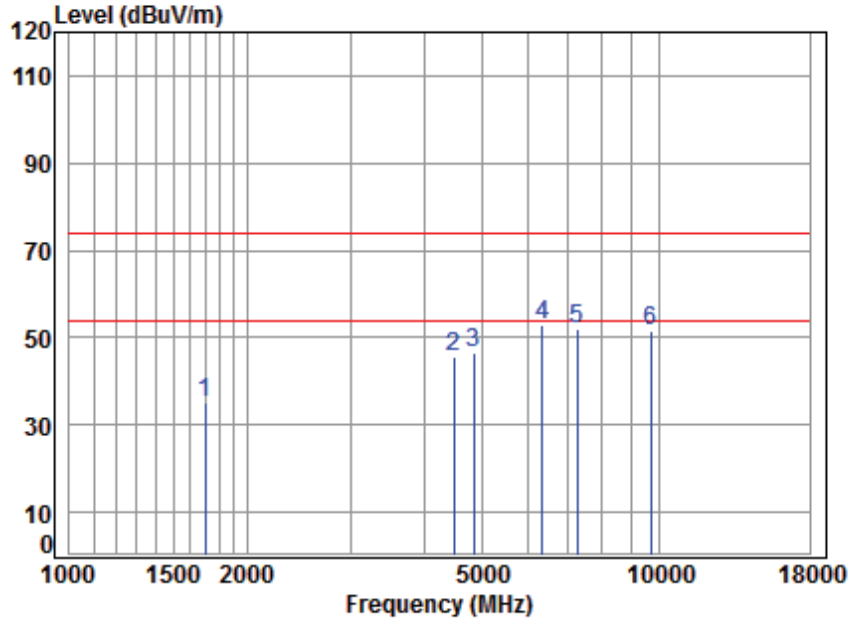


Site : chamber  
 Condition: 3m HORIZONTAL  
 Job No : 09244CR/09245CR  
 Mode : 2422 TX RSE  
 Note : 2.4G WIFI 11N 40

	Freq	Cable Loss	Ant Factor	Preamp Factor	Read Level	Level	Limit Line	Over Limit	Remark
	MHz	dB	dB/m	dB	dBuV	dBuV/m	dBuV/m	dB	
1	1520.598	5.45	25.89	41.42	45.13	35.05	74.00	-38.95	peak
2	4405.090	7.46	33.44	42.40	46.68	45.18	74.00	-28.82	peak
3	4844.000	7.93	34.02	42.48	46.54	46.01	74.00	-27.99	peak
4	6602.265	11.24	35.66	41.14	47.42	53.18	74.00	-20.82	peak
5	7266.000	10.06	36.12	40.67	45.50	51.01	74.00	-22.99	peak
6	9688.000	10.79	37.71	37.63	40.45	51.32	74.00	-22.68	peak



Mode:a; Polarization:Vertical; Modulation:802.11n; bandwidth:40MHz; Channel:Low

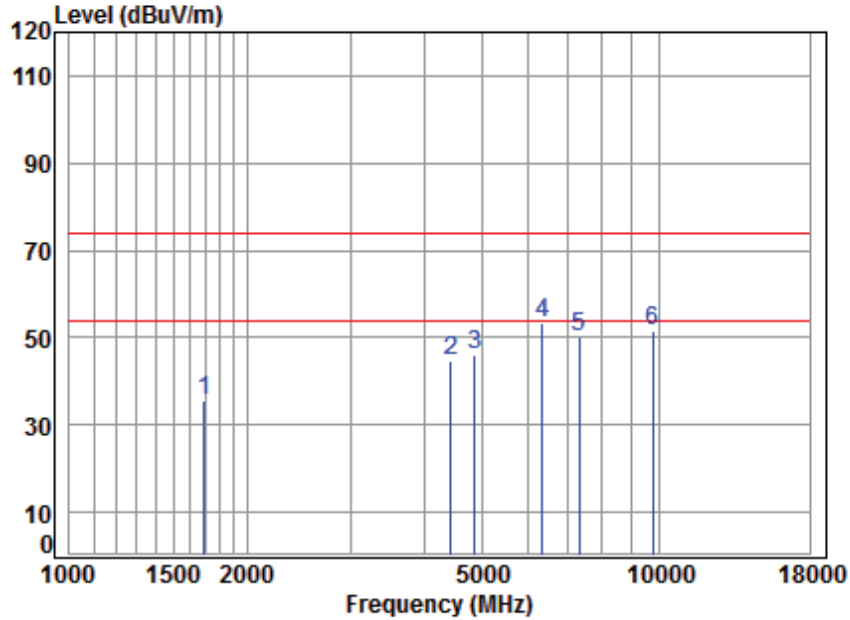


Site : chamber  
 Condition: 3m VERTICAL  
 Job No : 09244CR/09245CR  
 Mode : 2422 TX RSE  
 Note : 2.4G WIFI 11N 40

	Cable	Ant	Preamp	Read	Limit	Over		
Freq	Loss	Factor	Factor	Level	Level	Line	Limit	Remark
MHz	dB	dB/m	dB	dBuV	dBuV/m	dBuV/m	dB	
1	5.23	26.66	41.53	44.83	35.19	74.00	-38.81	peak
2	7.55	33.59	42.42	46.72	45.44	74.00	-28.56	peak
3	7.93	34.02	42.48	46.84	46.31	74.00	-27.69	peak
4	11.24	35.44	41.34	47.71	53.05	74.00	-20.95	peak
5	10.06	36.12	40.67	46.29	51.80	74.00	-22.20	peak
6	10.79	37.71	37.63	40.52	51.39	74.00	-22.61	peak



Mode:a; Polarization:Horizontal; Modulation:802.11n; bandwidth:40MHz; Channel:middle

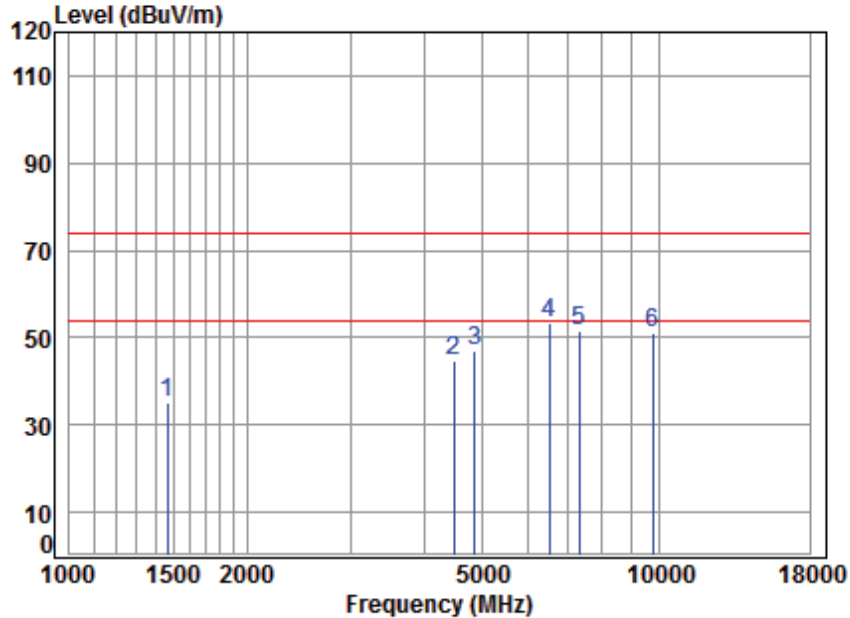


Site : chamber  
 Condition: 3m HORIZONTAL  
 Job No : 09244CR/09245CR  
 Mode : 2437 TX RSE  
 Note : 2.4G WIFI 11N 40

	Cable	Ant	Preamp	Read	Limit	Over		
Freq	Loss	Factor	Factor	Level	Level	Line	Limit	Remark
MHz	dB	dB/m	dB	dBuV	dBuV/m	dBuV/m	dB	
1	5.24	26.64	41.53	45.38	35.73	74.00	-38.27	peak
2	7.48	33.48	42.41	46.04	44.59	74.00	-29.41	peak
3	7.96	34.05	42.48	46.57	46.10	74.00	-27.90	peak
4	11.24	35.44	41.34	47.99	53.33	74.00	-20.67	peak
5	10.05	36.15	40.64	44.77	50.33	74.00	-23.67	peak
6	10.82	37.75	37.54	40.34	51.37	74.00	-22.63	peak



Mode:a; Polarization:Vertical; Modulation:802.11n; bandwidth:40MHz; Channel:middle



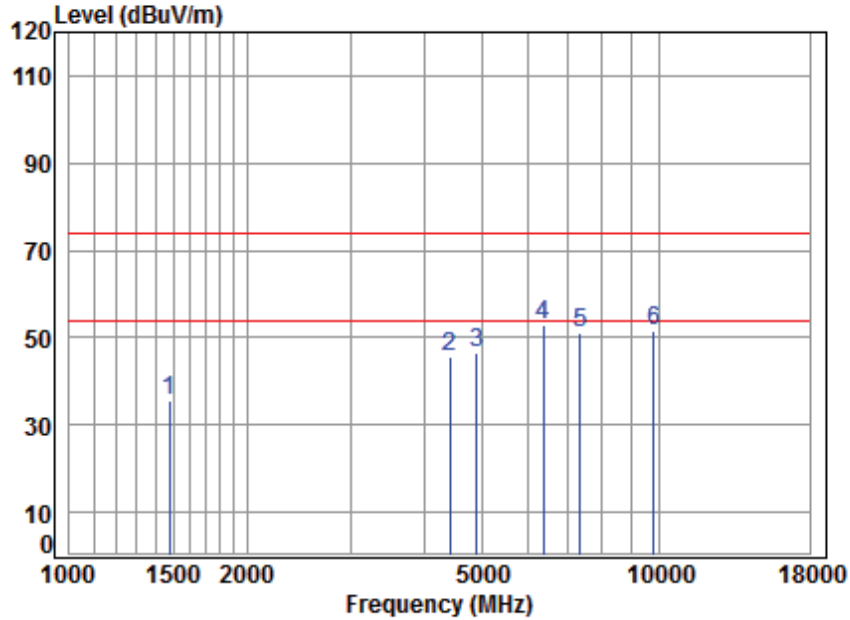
Site : chamber  
 Condition: 3m VERTICAL  
 Job No : 09244CR/09245CR  
 Mode : 2437 TX RSE  
 Note : 2.4G WIFI 11N 40

	Freq	Cable Loss	Ant Factor	Preamp Factor	Read Level	Level	Limit Line	Over Limit	Remark
	MHz	dB	dB/m	dB	dBuV	dBuV/m	dBuV/m	dB	
1	1464.522	5.37	25.67	41.38	45.57	35.23	74.00	-38.77	peak
2	4495.125	7.55	33.59	42.42	46.18	44.90	74.00	-29.10	peak
3	4874.000	7.96	34.05	42.48	47.36	46.89	74.00	-27.11	peak
4	6507.536	11.52	35.60	41.21	47.40	53.31	74.00	-20.69	peak
5	7311.000	10.05	36.15	40.64	45.83	51.39	74.00	-22.61	peak
6	9748.000	10.82	37.75	37.54	40.01	51.04	74.00	-22.96	peak





Mode:a; Polarization:Horizontal; Modulation:802.11n; bandwidth:40MHz; Channel:High

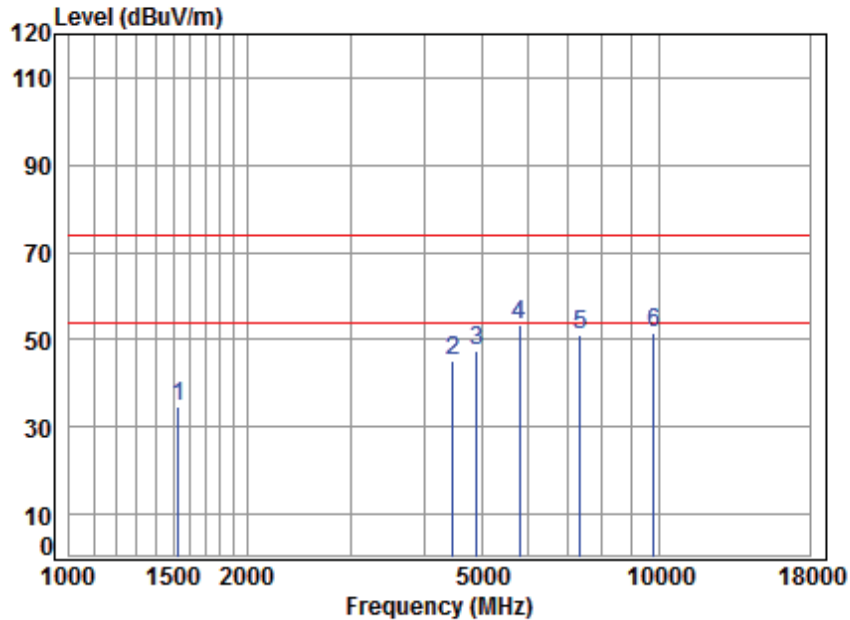


Site : chamber  
 Condition: 3m HORIZONTAL  
 Job No : 09244CR/09245CR  
 Mode : 2452 TX RSE  
 Note : 2.4G WIFI 11N 40

	Freq	Cable Loss	Ant Factor	Preamp Factor	Read Level	Level	Limit Line	Over Limit	Remark
	MHz	dB	dB/m	dB	dBuV	dBuV/m	dBuV/m	dB	
1	1477.276	5.41	25.72	41.39	46.05	35.79	74.00	-38.21	peak
2	4417.841	7.47	33.46	42.40	46.89	45.42	74.00	-28.58	peak
3	4904.000	7.99	34.09	42.48	46.80	46.40	74.00	-27.60	peak
4	6358.789	11.27	35.46	41.32	47.65	53.06	74.00	-20.94	peak
5	7356.000	10.04	36.19	40.61	45.43	51.05	74.00	-22.95	peak
6	9808.000	10.85	37.79	37.46	40.22	51.40	74.00	-22.60	peak



Mode:a; Polarization:Vertical; Modulation:802.11n; bandwidth:40MHz; Channel:High



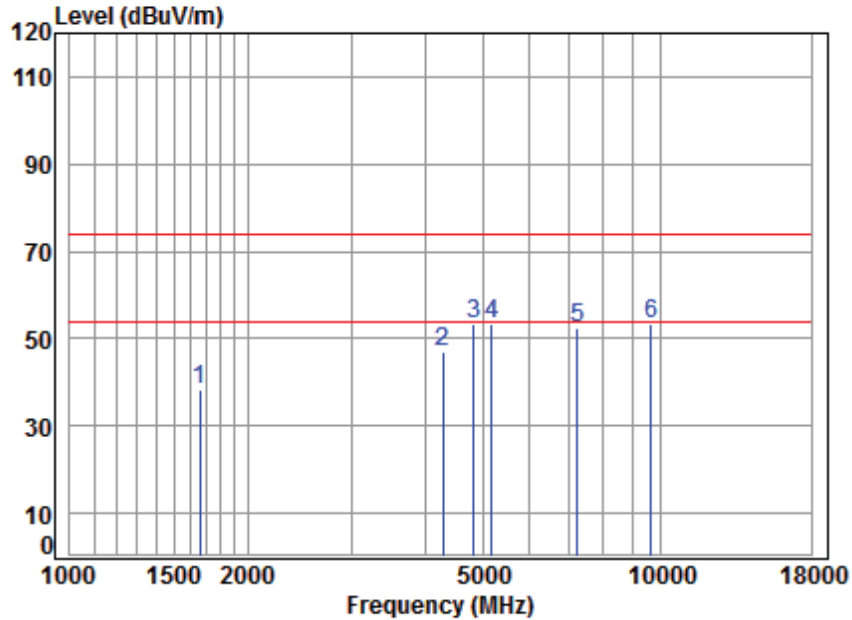
Site : chamber  
 Condition: 3m VERTICAL  
 Job No : 09244CR/09245CR  
 Mode : 2452 TX RSE  
 Note : 2.4G WIFI 11N 40

	Cable	Ant	Preamp	Read	Limit	Over		
Freq	Loss	Factor	Factor	Level	Level	Line	Limit	Remark
MHz	dB	dB/m	dB	dBuV	dBuV/m	dBuV/m	dB	
1	1529.414	5.44	25.94	41.43	44.84	34.79	74.00	-39.21 peak
2	4469.214	7.53	33.55	42.41	46.63	45.30	74.00	-28.70 peak
3	4904.000	7.99	34.09	42.48	47.70	47.30	74.00	-26.70 peak
4	5797.032	9.89	34.90	41.78	50.39	53.40	74.00	-20.60 peak
5	7356.000	10.04	36.19	40.61	45.68	51.30	74.00	-22.70 peak
6	9808.000	10.85	37.79	37.46	40.32	51.50	74.00	-22.50 peak



Test data for Antenna5:

Mode:a; Polarization:Horizontal; Modulation:802.11b; bandwidth:20MHz; Channel:Low

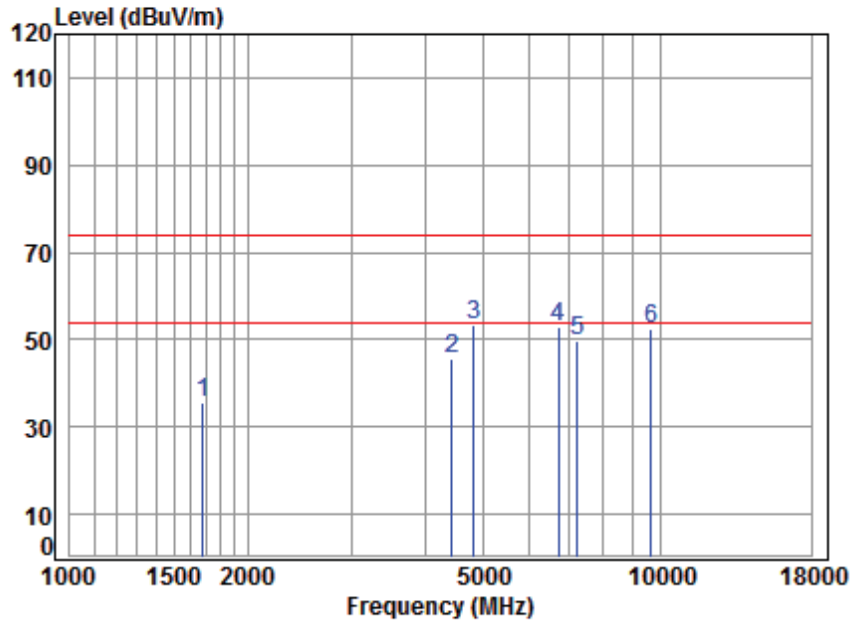


Site : chamber  
 Condition: 3m VERTICAL  
 Job No : 09244CR/09245CR  
 Mode : 2412 TX RSE  
 Note : 2.4G WIFI 11B

	Freq	Cable Loss	Ant Factor	Preamp Factor	Read Level	Level	Limit Line	Over Limit	Remark
	MHz	dB	dB/m	dB	dBuV	dBuV/m	dBuV/m	dB	
1	1663.137	5.27	26.52	41.51	47.82	38.10	74.00	-35.90	peak
2	4291.977	7.33	33.24	42.38	48.73	46.92	74.00	-27.08	peak
3	4824.000	7.91	34.00	42.47	53.91	53.35	74.00	-20.65	peak
4	5179.049	8.37	34.35	42.33	52.78	53.17	74.00	-20.83	peak
5	7236.000	10.07	36.09	40.69	47.16	52.63	74.00	-21.37	peak
6	9648.000	10.77	37.69	37.68	42.58	53.36	74.00	-20.64	peak



Mode:a; Polarization:Vertical; Modulation:802.11b; bandwidth:20MHz; Channel:Low

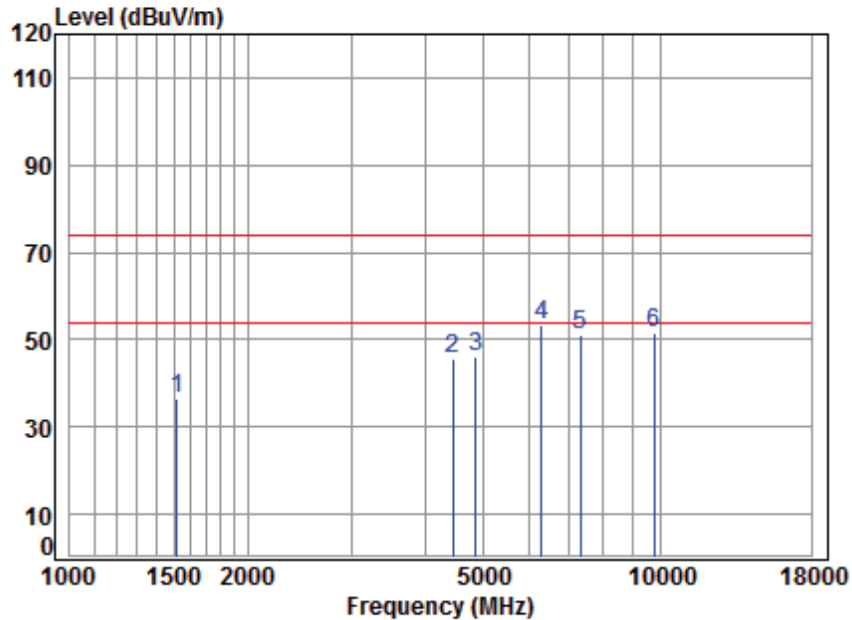


Site : chamber  
 Condition: 3m HORIZONTAL  
 Job No : 09244CR/09245CR  
 Mode : 2412 TX RSE  
 Note : 2.4G WIFI 11B

	Freq	Cable Loss	Ant Factor	Preamp Factor	Read Level	Level	Limit Line	Over Limit	Remark
	MHz	dB	dB/m	dB	dBuV	dBuV/m	dBuV/m	dB	
1	1677.621	5.25	26.58	41.52	45.12	35.43	74.00	-38.57	peak
2	4443.453	7.50	33.50	42.41	47.25	45.84	74.00	-28.16	peak
3	4824.000	7.91	34.00	42.47	53.75	53.19	74.00	-20.81	peak
4	6717.762	10.91	35.73	41.05	47.50	53.09	74.00	-20.91	peak
5	7236.000	10.07	36.09	40.69	44.47	49.94	74.00	-24.06	peak
6	9648.000	10.77	37.69	37.68	41.60	52.38	74.00	-21.62	peak



Mode:a; Polarization:Horizontal; Modulation:802.11b; bandwidth:20MHz; Channel:middle

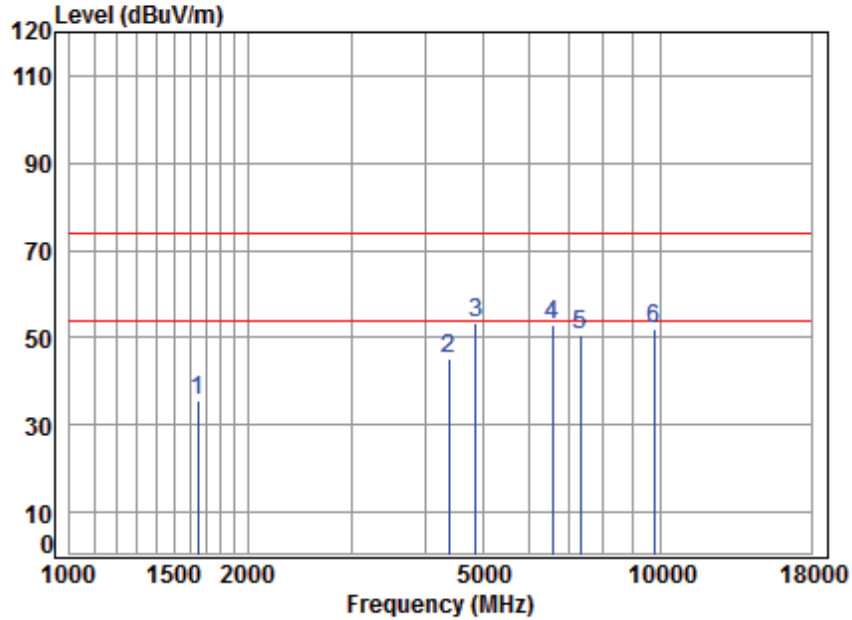


Site : chamber  
 Condition: 3m VERTICAL  
 Job No : 09244CR/09245CR  
 Mode : 2437 TX RSE  
 Note : 2.4G WIFI 11B

	Cable	Ant	Preamp	Read	Limit	Over		
Freq	Loss	Factor	Factor	Level	Level	Line	Limit	Remark
MHz	dB	dB/m	dB	dBuV	dBuV/m	dBuV/m	dB	
1	5.45	25.89	41.42	46.79	36.71	74.00	-37.29	peak
2	7.51	33.53	42.41	46.81	45.44	74.00	-28.56	peak
3	7.96	34.05	42.48	46.47	46.00	74.00	-28.00	peak
4	11.13	35.39	41.38	48.13	53.27	74.00	-20.73	peak
5	10.05	36.15	40.64	45.40	50.96	74.00	-23.04	peak
6	10.82	37.75	37.54	40.74	51.77	74.00	-22.23	peak



Mode:a; Polarization:Vertical; Modulation:802.11b; bandwidth:20MHz; Channel:middle

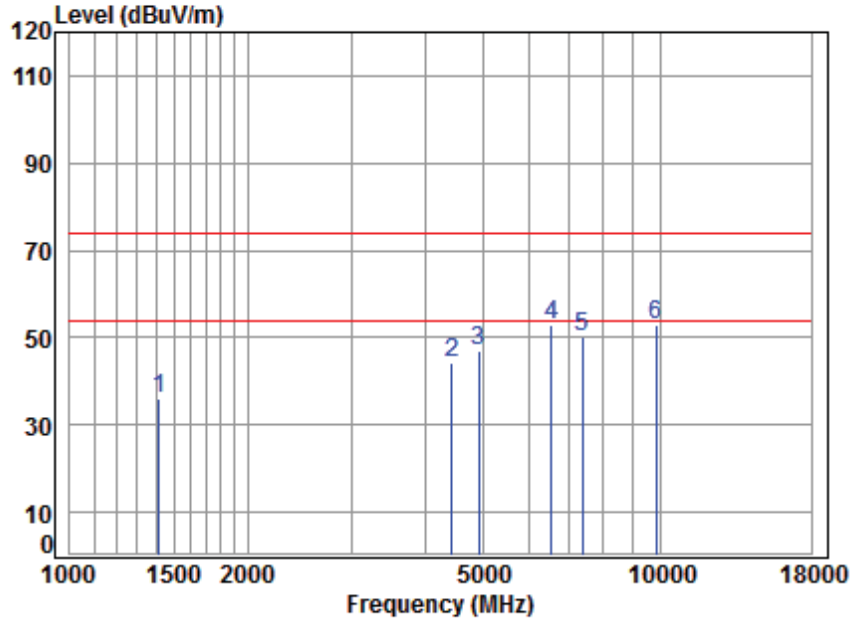


Site : chamber  
 Condition: 3m HORIZONTAL  
 Job No : 09244CR/09245CR  
 Mode : 2437 TX RSE  
 Note : 2.4G WIFI 11B

	Cable	Ant	Preamp	Read	Limit	Over		
Freq	Loss	Factor	Factor	Level	Line	Limit	Remark	
MHz	dB	dB/m	dB	dBuV	dBuV/m	dBuV/m	dB	
1	5.29	26.46	41.50	45.20	35.45	74.00	-38.55	peak
2	7.44	33.42	42.40	46.63	45.09	74.00	-28.91	peak
3	7.96	34.05	42.48	53.66	53.19	74.00	-20.81	peak
4	11.35	35.64	41.17	47.22	53.04	74.00	-20.96	peak
5	10.05	36.15	40.64	45.15	50.71	74.00	-23.29	peak
6	10.82	37.75	37.54	41.00	52.03	74.00	-21.97	peak



Mode:a; Polarization:Horizontal; Modulation:802.11b; bandwidth:20MHz; Channel:High

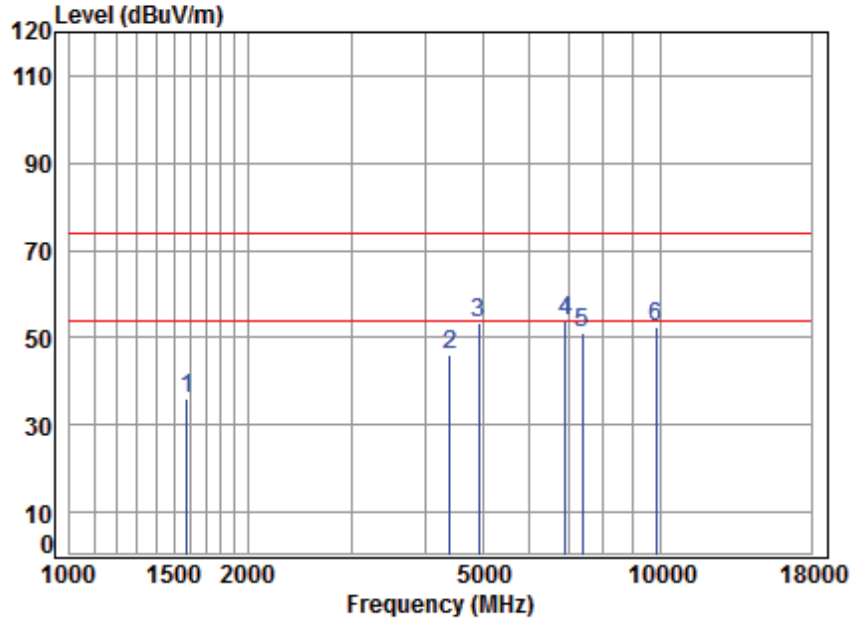


Site : chamber  
 Condition: 3m VERTICAL  
 Job No : 09244CR/09245CR  
 Mode : 2462 TX RSE  
 Note : 2.4G WIFI 11B

	Cable	Ant	Preamp	Read	Limit	Over		
Freq	Loss	Factor	Factor	Level	Level	Line	Limit	Remark
MHz	dB	dB/m	dB	dBuV	dBuV/m	dBuV/m	dB	
1	5.20	25.48	41.35	46.76	36.09	74.00	-37.91	peak
2	7.48	33.48	42.41	45.59	44.14	74.00	-29.86	peak
3	8.01	34.11	42.49	47.48	47.11	74.00	-26.89	peak
4	11.41	35.63	41.18	47.01	52.87	74.00	-21.13	peak
5	10.03	36.21	40.59	44.72	50.37	74.00	-23.63	peak
6	10.87	37.81	37.41	41.84	53.11	74.00	-20.89	peak



Mode:a; Polarization:Vertical; Modulation:802.11b; bandwidth:20MHz; Channel:High



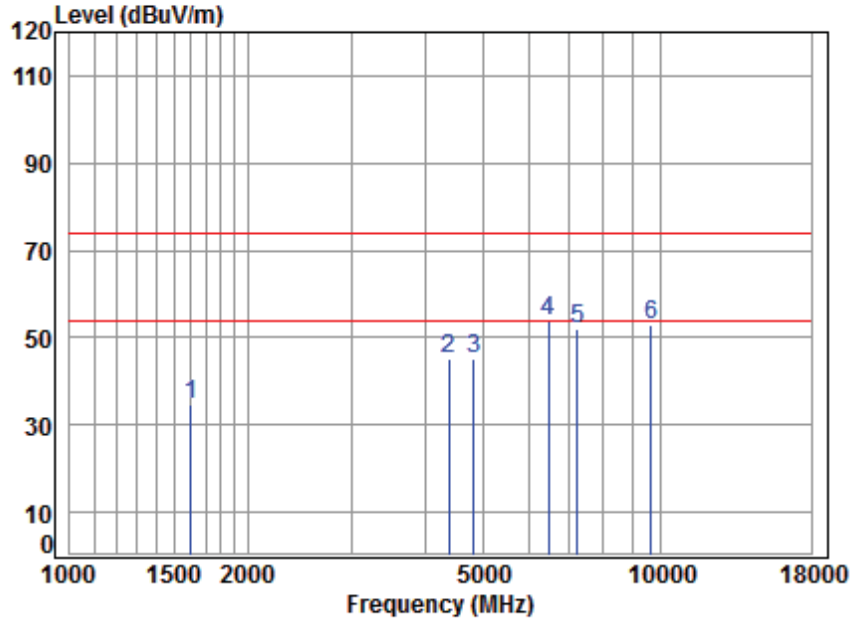
Site : chamber  
 Condition: 3m HORIZONTAL  
 Job No : 09244CR/09245CR  
 Mode : 2462 TX RSE  
 Note : 2.4G WIFI 11B

	Cable	Ant	Preamp	Read	Limit	Over		
Freq	Loss	Factor	Factor	Level	Level	Line	Limit	Remark
MHz	dB	dB/m	dB	dBuV	dBuV/m	dBuV/m	dB	
1	5.38	26.16	41.46	45.95	36.03	74.00	-37.97	peak
2	7.46	33.44	42.40	47.65	46.15	74.00	-27.85	peak
3	8.01	34.11	42.49	53.87	53.50	74.00	-20.50	peak
4	10.36	35.85	40.91	48.50	53.80	74.00	-20.20	peak
5	10.03	36.21	40.59	45.41	51.06	74.00	-22.94	peak
6	10.87	37.81	37.41	41.39	52.66	74.00	-21.34	peak





Mode:a; Polarization:Horizontal; Modulation:802.11g; bandwidth:20MHz; Channel:Low

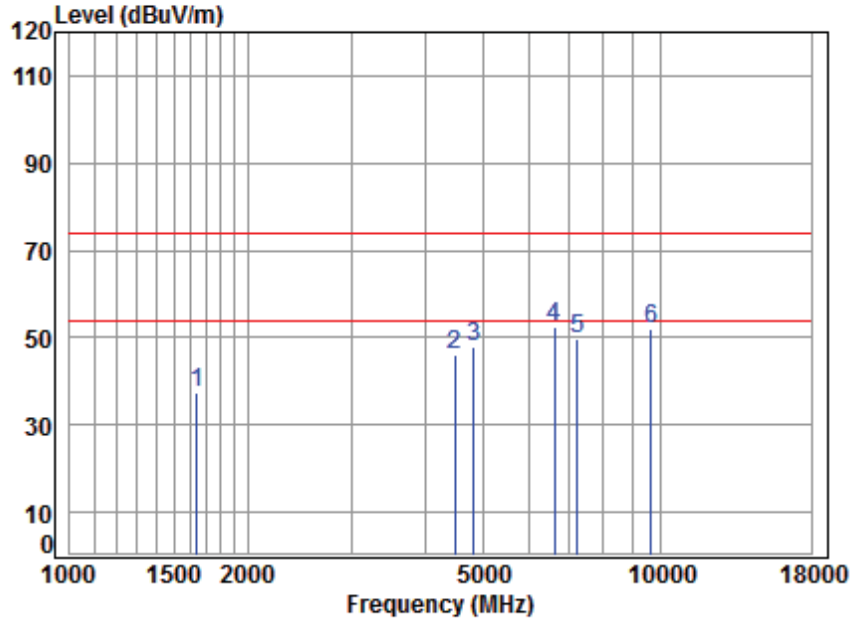


Site : chamber  
 Condition: 3m VERTICAL  
 Job No : 09244CR/09245CR  
 Mode : 2412 TX RSE  
 Note : 2.4G WIFI 11G

	Freq	Cable Loss	Ant Factor	Preamp Factor	Read Level	Level	Limit Line	Over Limit	Remark
	MHz	dB	dB/m	dB	dBuV	dBuV/m	dBuV/m	dB	
1	1601.804	5.35	26.26	41.47	44.51	34.65	74.00	-39.35	peak
2	4392.376	7.44	33.42	42.40	46.62	45.08	74.00	-28.92	peak
3	4824.000	7.91	34.00	42.47	45.94	45.38	74.00	-28.62	peak
4	6470.026	11.48	35.57	41.24	48.02	53.83	74.00	-20.17	peak
5	7236.000	10.07	36.09	40.69	46.33	51.80	74.00	-22.20	peak
6	9648.000	10.77	37.69	37.68	42.18	52.96	74.00	-21.04	peak



Mode:a; Polarization:Vertical; Modulation:802.11g; bandwidth:20MHz; Channel:Low

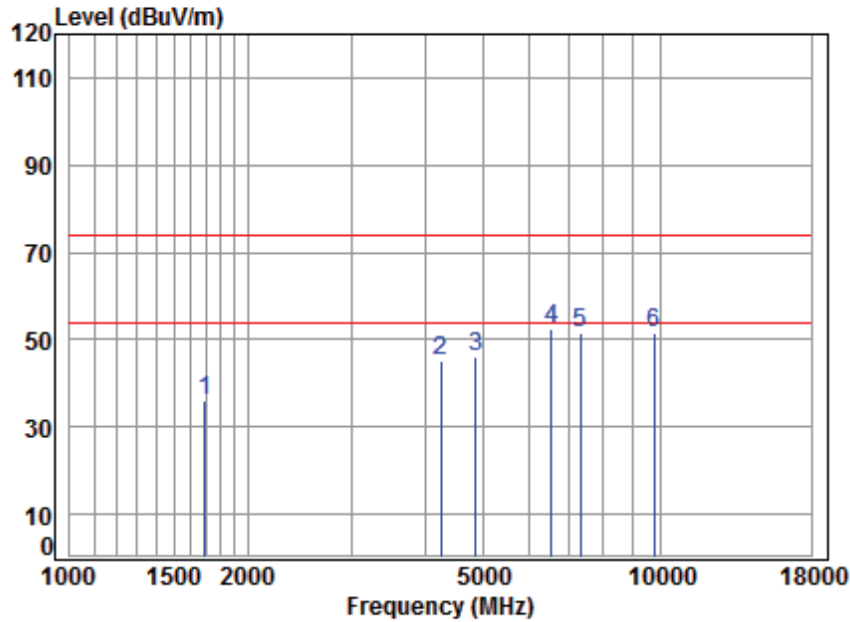


Site : chamber  
 Condition: 3m HORIZONTAL  
 Job No : 09244CR/09245CR  
 Mode : 2412 TX RSE  
 Note : 2.4G WIFI 11G

	Cable	Ant	Preamp	Read	Limit	Over		
Freq	Loss	Factor	Factor	Level	Level	Line	Limit	Remark
MHz	dB	dB/m	dB	dBuV	dBuV/m	dBuV/m	dB	
1	5.30	26.44	41.50	46.97	37.21	74.00	-36.79	peak
2	7.55	33.59	42.42	47.25	45.97	74.00	-28.03	peak
3	7.91	34.00	42.47	48.29	47.73	74.00	-26.27	peak
4	11.19	35.67	41.13	46.94	52.67	74.00	-21.33	peak
5	10.07	36.09	40.69	44.41	49.88	74.00	-24.12	peak
6	10.77	37.69	37.68	41.28	52.06	74.00	-21.94	peak



Mode:a; Polarization:Horizontal; Modulation:802.11g; bandwidth:20MHz; Channel:middle

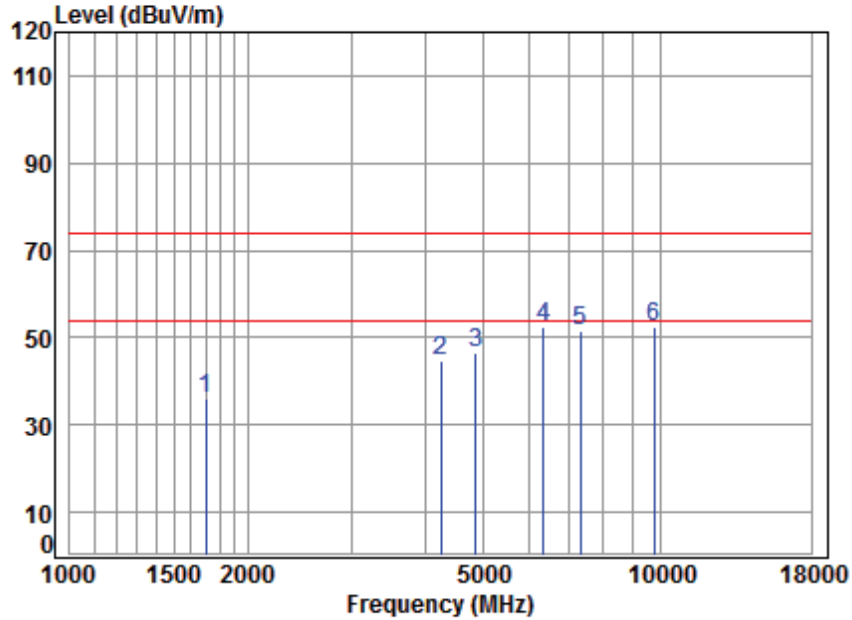


Site : chamber  
 Condition: 3m VERTICAL  
 Job No : 09244CR/09245CR  
 Mode : 2437 TX RSE  
 Note : 2.4G WIFI 11G

	Cable	Ant	Preamp	Read	Limit	Over		
Freq	Loss	Factor	Factor	Level	Level	Line	Limit	Remark
MHz	dB	dB/m	dB	dBuV	dBuV/m	dBuV/m	dB	
1	5.24	26.64	41.53	45.85	36.20	74.00	-37.80	peak
2	7.27	33.15	42.37	47.25	45.30	74.00	-28.70	peak
3	7.96	34.05	42.48	46.62	46.15	74.00	-27.85	peak
4	11.41	35.63	41.18	46.62	52.48	74.00	-21.52	peak
5	10.05	36.15	40.64	45.85	51.41	74.00	-22.59	peak
6	10.82	37.75	37.54	40.62	51.65	74.00	-22.35	peak



Mode:a; Polarization:Vertical; Modulation:802.11g; bandwidth:20MHz; Channel:middle

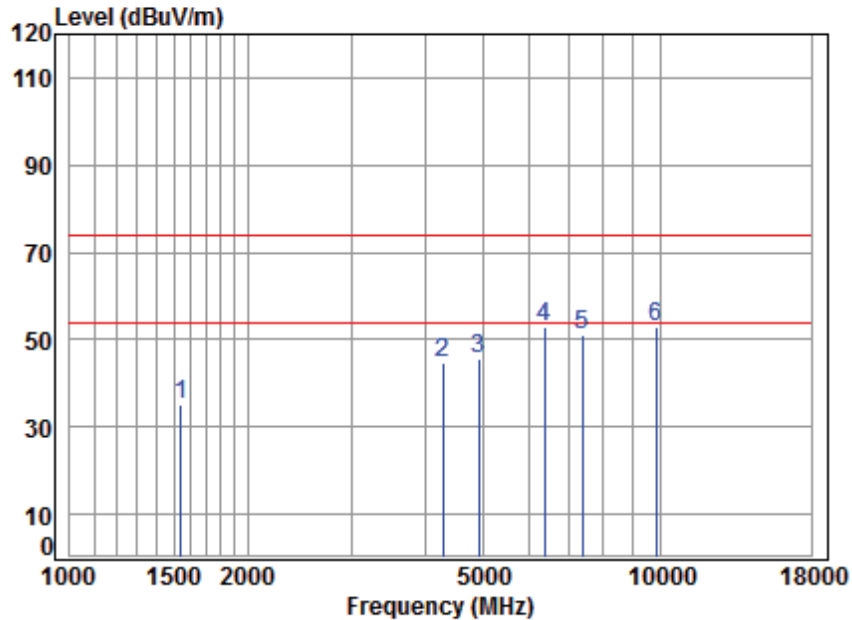


Site : chamber  
 Condition: 3m HORIZONTAL  
 Job No : 09244CR/09245CR  
 Mode : 2437 TX RSE  
 Note : 2.4G WIFI 11G

	Cable	Ant	Preamp	Read	Limit	Over		
Freq	Loss	Factor	Factor	Level	Level	Line	Limit	Remark
MHz	dB	dB/m	dB	dBuV	dBuV/m	dBuV/m	dB	
1	5.23	26.66	41.53	45.47	35.83	74.00	-38.17	peak
2	7.28	33.17	42.37	46.81	44.89	74.00	-29.11	peak
3	7.96	34.05	42.48	47.20	46.73	74.00	-27.27	peak
4	11.24	35.44	41.34	46.99	52.33	74.00	-21.67	peak
5	10.05	36.15	40.64	46.01	51.57	74.00	-22.43	peak
6	10.82	37.75	37.54	41.22	52.25	74.00	-21.75	peak



Mode:a; Polarization:Horizontal; Modulation:802.11g; bandwidth:20MHz; Channel:High

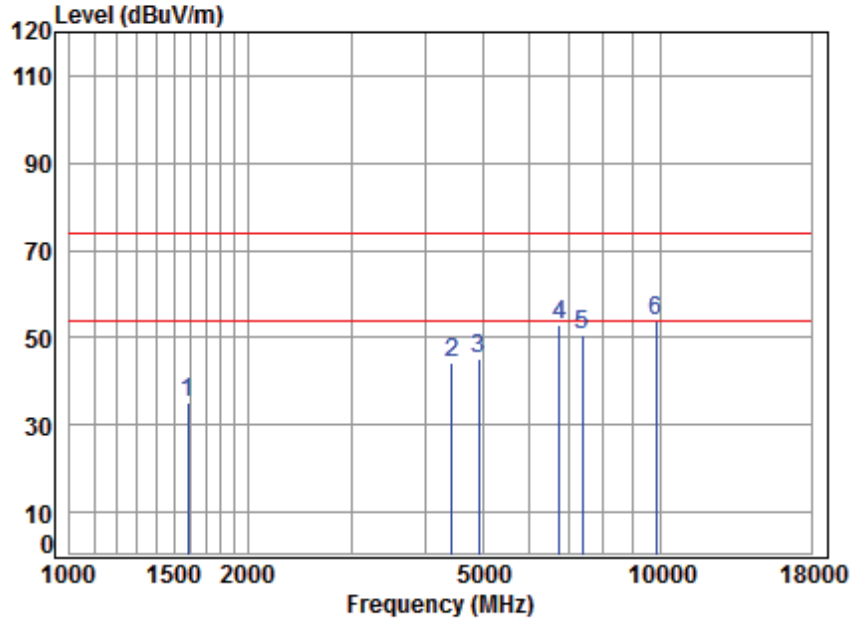


Site : chamber  
 Condition: 3m VERTICAL  
 Job No : 09244CR/09245CR  
 Mode : 2462 TX RSE  
 Note : 2.4G WIFI 11G

	Cable	Ant	Preamp	Read	Limit	Over		
Freq	Loss	Factor	Factor	Level	Level	Line	Limit	Remark
MHz	dB	dB/m	dB	dBuV	dBuV/m	dBuV/m	dB	
1	5.42	26.00	41.43	45.04	35.03	74.00	-38.97	peak
2	7.33	33.24	42.38	46.73	44.92	74.00	-29.08	peak
3	8.01	34.11	42.49	46.06	45.69	74.00	-28.31	peak
4	11.31	35.48	41.31	47.64	53.12	74.00	-20.88	peak
5	10.03	36.21	40.59	45.23	50.88	74.00	-23.12	peak
6	10.87	37.81	37.41	41.81	53.08	74.00	-20.92	peak



Mode:a; Polarization:Vertical; Modulation:802.11g; bandwidth:20MHz; Channel:High

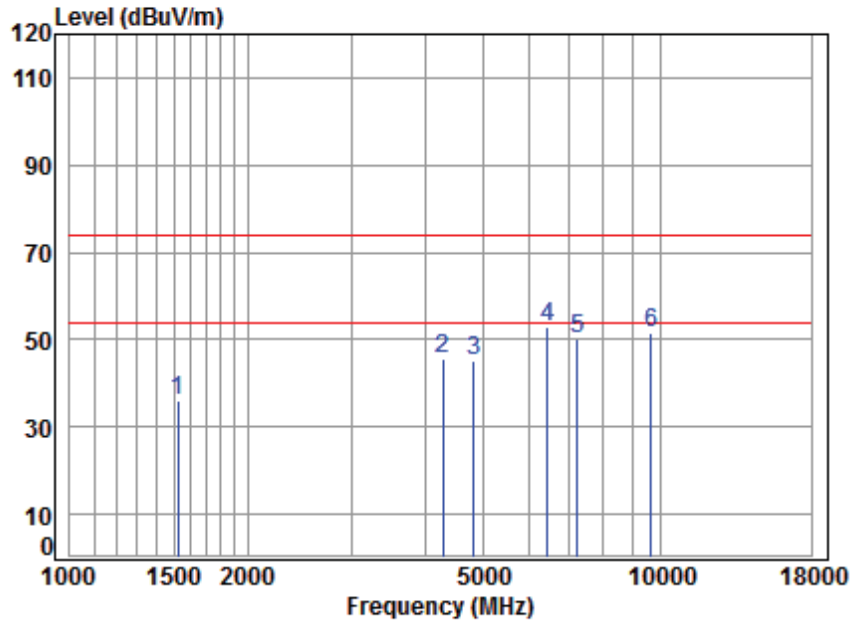


Site : chamber  
 Condition: 3m HORIZONTAL  
 Job No : 09244CR/09245CR  
 Mode : 2462 TX RSE  
 Note : 2.4G WIFI 11G

	Freq	Cable Loss	Ant Factor	Preamp Factor	Read Level	Level	Limit Line	Over Limit	Remark
	MHz	dB	dB/m	dB	dBuV	dBuV/m	dBuV/m	dB	
1	1583.392	5.37	26.18	41.46	45.14	35.23	74.00	-38.77	peak
2	4430.628	7.48	33.48	42.41	45.86	44.41	74.00	-29.59	peak
3	4924.000	8.01	34.11	42.49	45.67	45.30	74.00	-28.70	peak
4	6737.207	10.86	35.75	41.04	47.39	52.96	74.00	-21.04	peak
5	7386.000	10.03	36.21	40.59	44.88	50.53	74.00	-23.47	peak
6	9848.000	10.87	37.81	37.41	42.58	53.85	74.00	-20.15	peak



Mode:a; Polarization:Horizontal; Modulation:802.11n; bandwidth:20MHz; Channel:Low

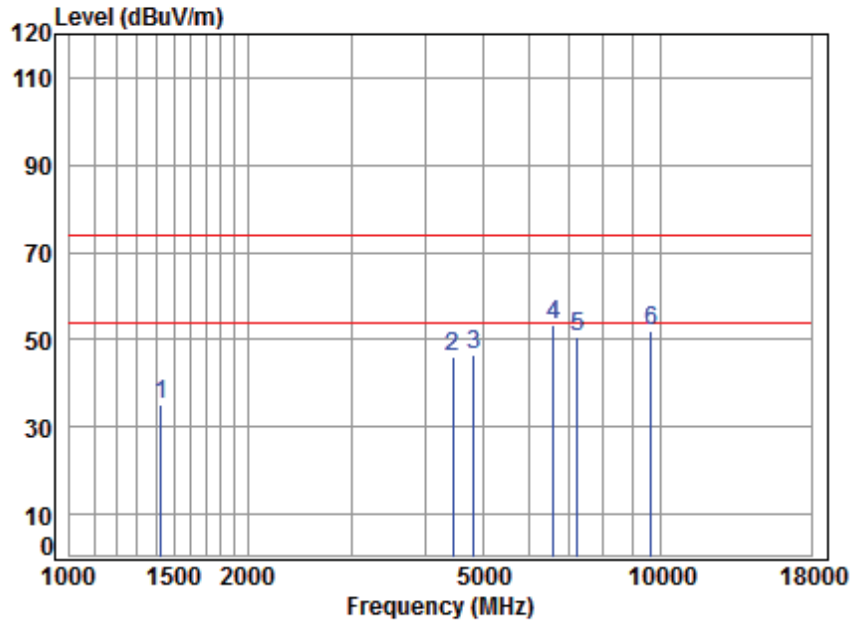


Site : chamber  
 Condition: 3m VERTICAL  
 Job No : 09244CR/09245CR  
 Mode : 2412 TX RSE  
 Note : 2.4G WIFI 11N 20

	Freq	Cable Loss	Ant Factor	Preamp Factor	Read Level	Level	Limit Line	Over Limit	Remark
	MHz	dB	dB/m	dB	dBuV	dBuV/m	dBuV/m	dB	
1	1525.000	5.45	25.91	41.42	46.22	36.16	74.00	-37.84	peak
2	4291.977	7.33	33.24	42.38	47.53	45.72	74.00	-28.28	peak
3	4824.000	7.91	34.00	42.47	45.88	45.32	74.00	-28.68	peak
4	6451.353	11.45	35.55	41.25	46.97	52.72	74.00	-21.28	peak
5	7236.000	10.07	36.09	40.69	44.84	50.31	74.00	-23.69	peak
6	9648.000	10.77	37.69	37.68	40.78	51.56	74.00	-22.44	peak



Mode:a; Polarization:Vertical; Modulation:802.11n; bandwidth:20MHz; Channel:Low



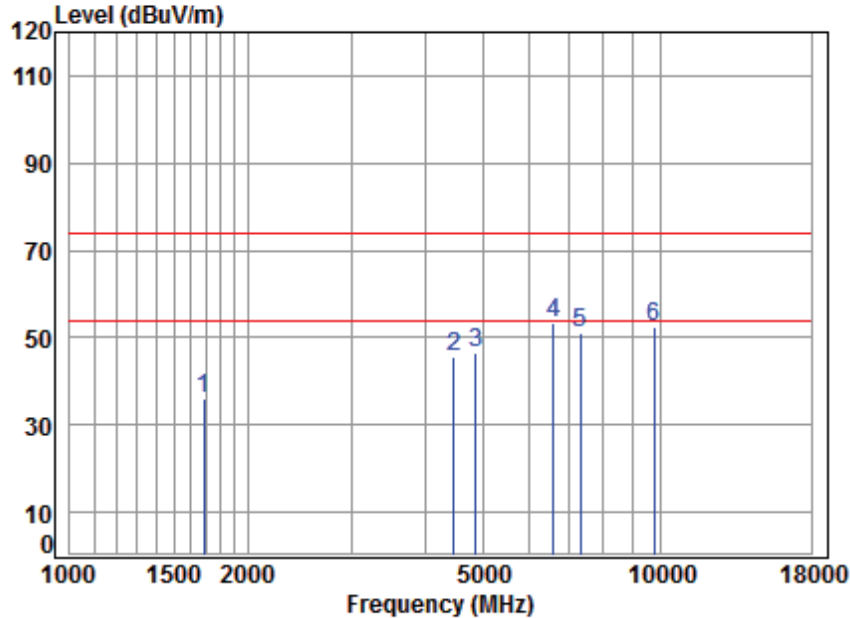
Site : chamber  
 Condition: 3m HORIZONTAL  
 Job No : 09244CR/09245CR  
 Mode : 2412 TX RSE  
 Note : 2.4G WIFI 11N 20

	Cable	Ant	Preamp	Read	Limit	Over		
Freq	Loss	Factor	Factor	Level	Level	Line	Limit	Remark
MHz	dB	dB/m	dB	dBuV	dBuV/m	dBuV/m	dB	
1	5.24	25.53	41.36	45.69	35.10	74.00	-38.90	peak
2	7.51	33.53	42.41	47.54	46.17	74.00	-27.83	peak
3	7.91	34.00	42.47	46.93	46.37	74.00	-27.63	peak
4	11.24	35.66	41.14	47.52	53.28	74.00	-20.72	peak
5	10.07	36.09	40.69	45.32	50.79	74.00	-23.21	peak
6	10.77	37.69	37.68	41.46	52.24	74.00	-21.76	peak





Mode:a; Polarization:Horizontal; Modulation:802.11n; bandwidth:20MHz; Channel:middle

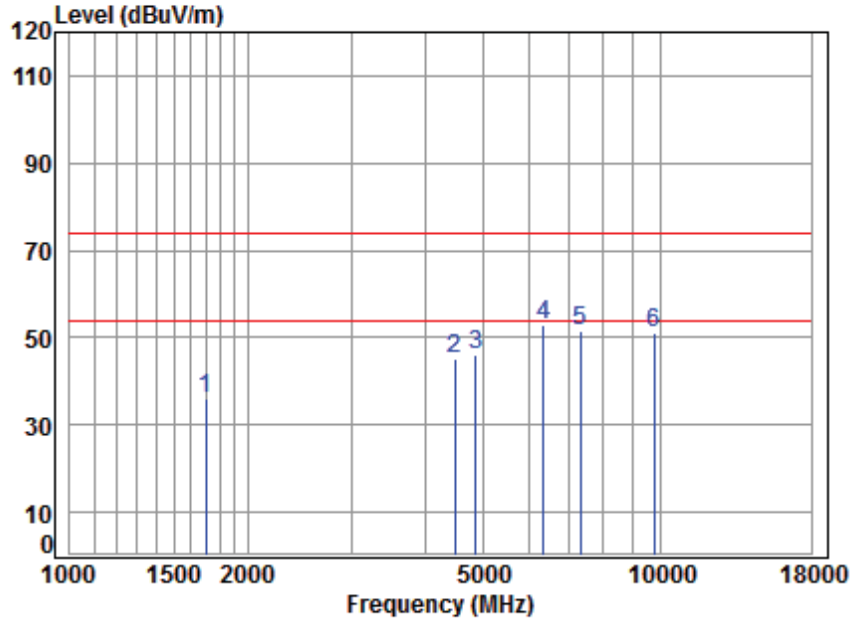


Site : chamber  
 Condition: 3m VERTICAL  
 Job No : 09244CR/09245CR  
 Mode : 2437 TX RSE  
 Note : 2.4G WIFI 11N 20

	Freq	Cable Loss	Ant Factor	Preamp Factor	Read Level	Level	Limit Line	Over Limit	Remark
	MHz	dB	dB/m	dB	dBuV	dBuV/m	dBuV/m	dB	
1	1687.347	5.24	26.62	41.52	45.60	35.94	74.00	-38.06	peak
2	4469.214	7.53	33.55	42.41	46.88	45.55	74.00	-28.45	peak
3	4874.000	7.96	34.05	42.48	47.01	46.54	74.00	-27.46	peak
4	6602.265	11.24	35.66	41.14	47.78	53.54	74.00	-20.46	peak
5	7311.000	10.05	36.15	40.64	45.74	51.30	74.00	-22.70	peak
6	9748.000	10.82	37.75	37.54	41.53	52.56	74.00	-21.44	peak



Mode:a; Polarization:Vertical; Modulation:802.11n; bandwidth:20MHz; Channel:middle

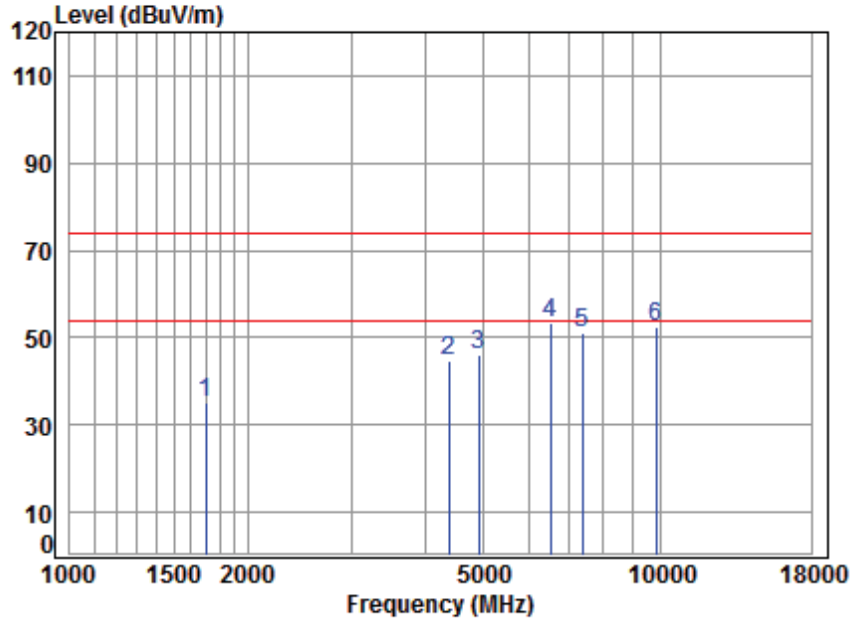


Site : chamber  
 Condition: 3m HORIZONTAL  
 Job No : 09244CR/09245CR  
 Mode : 2437 TX RSE  
 Note : 2.4G WIFI 11N 20

	Freq	Cable Loss	Ant Factor	Preamp Factor	Read Level	Level	Limit Line	Over Limit	Remark
	MHz	dB	dB/m	dB	dBuV	dBuV/m	dBuV/m	dB	
1	1697.129	5.23	26.66	41.53	45.48	35.84	74.00	-38.16	peak
2	4495.125	7.55	33.59	42.42	46.52	45.24	74.00	-28.76	peak
3	4874.000	7.96	34.05	42.48	46.68	46.21	74.00	-27.79	peak
4	6340.436	11.24	35.44	41.34	47.48	52.82	74.00	-21.18	peak
5	7311.000	10.05	36.15	40.64	45.95	51.51	74.00	-22.49	peak
6	9748.000	10.82	37.75	37.54	40.01	51.04	74.00	-22.96	peak



Mode:a; Polarization:Horizontal; Modulation:802.11n; bandwidth:20MHz; Channel:High

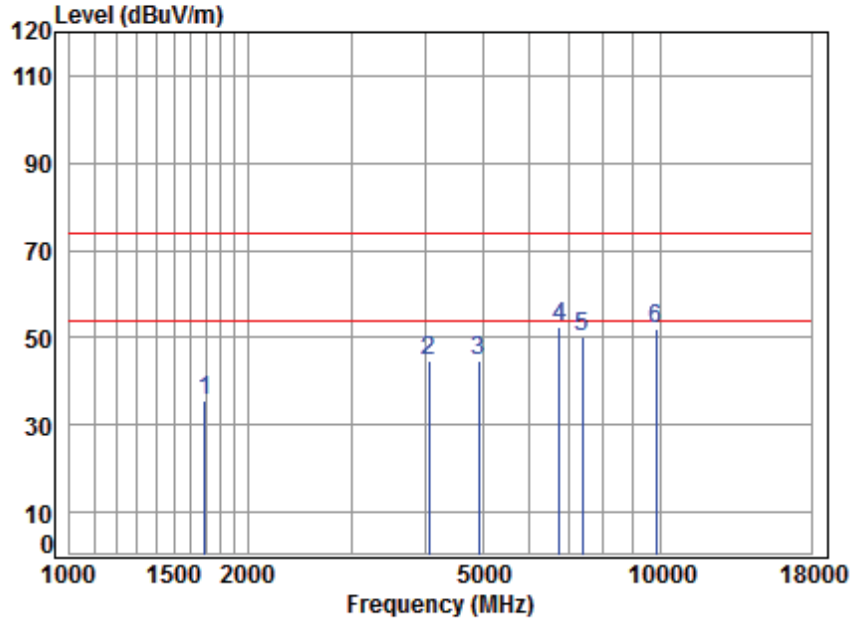


Site : chamber  
 Condition: 3m VERTICAL  
 Job No : 09244CR/09245CR  
 Mode : 2462 TX RSE  
 Note : 2.4G WIFI 11N 20

	Cable	Ant	Preamp	Read	Limit	Over		
Freq	Loss	Factor	Factor	Level	Level	Line	Limit	Remark
MHz	dB	dB/m	dB	dBuV	dBuV/m	dBuV/m	dB	
1	5.23	26.66	41.53	44.89	35.25	74.00	-38.75	peak
2	7.44	33.42	42.40	46.31	44.77	74.00	-29.23	peak
3	8.01	34.11	42.49	46.49	46.12	74.00	-27.88	peak
4	11.46	35.62	41.20	47.73	53.61	74.00	-20.39	peak
5	10.03	36.21	40.59	45.37	51.02	74.00	-22.98	peak
6	10.87	37.81	37.41	41.36	52.63	74.00	-21.37	peak



Mode:a; Polarization:Vertical; Modulation:802.11n; bandwidth:20MHz; Channel:High

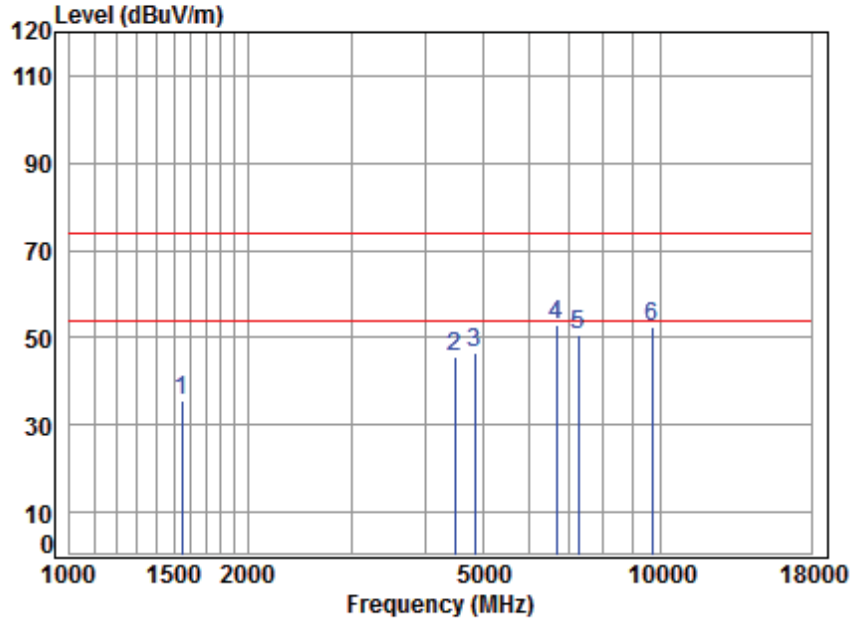


Site : chamber  
 Condition: 3m HORIZONTAL  
 Job No : 09244CR/09245CR  
 Mode : 2462 TX RSE  
 Note : 2.4G WIFI 11N 20

	Cable	Ant	Preamp	Read	Limit	Over		
Freq	Loss	Factor	Factor	Level	Line	Limit	Remark	
MHz	dB	dB/m	dB	dBuV	dBuV/m	dBuV/m	dB	
1	5.24	26.64	41.53	45.08	35.43	74.00	-38.57	peak
2	7.06	32.82	42.34	47.15	44.69	74.00	-29.31	peak
3	8.01	34.11	42.49	45.31	44.94	74.00	-29.06	peak
4	10.86	35.75	41.04	46.96	52.53	74.00	-21.47	peak
5	10.03	36.21	40.59	44.70	50.35	74.00	-23.65	peak
6	10.87	37.81	37.41	40.70	51.97	74.00	-22.03	peak



Mode:a; Polarization:Horizontal; Modulation:802.11n; bandwidth:40MHz; Channel:Low

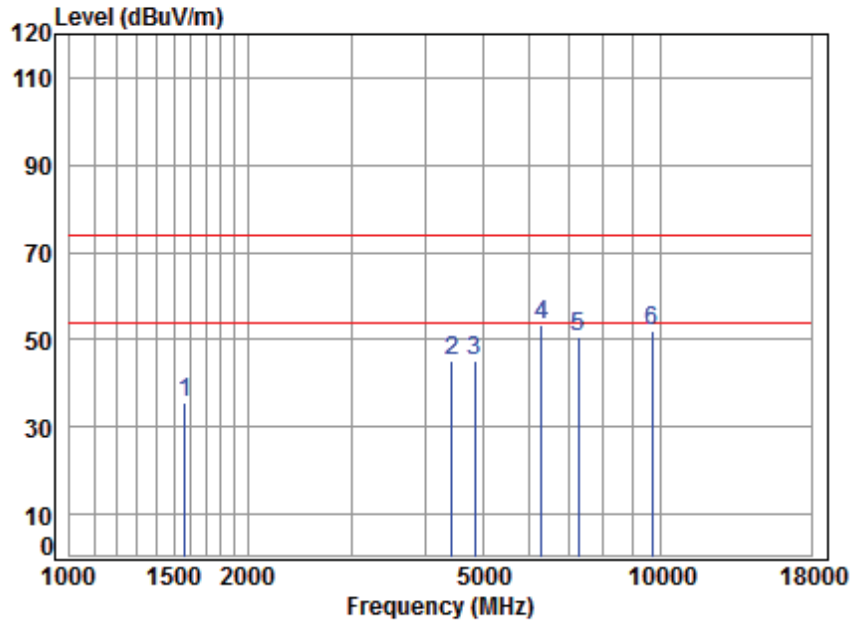


Site : chamber  
 Condition: 3m VERTICAL  
 Job No : 09244CR/09245CR  
 Mode : 2422 TX RSE  
 Note : 2.4G WIFI 11N 40

	Cable	Ant	Preamp	Read	Limit	Over		
Freq	Loss	Factor	Factor	Level	Level	Line	Limit	Remark
MHz	dB	dB/m	dB	dBuV	dBuV/m	dBuV/m	dB	
1	1547.199	5.42	26.02	41.44	45.45	35.45	74.00	-38.55 peak
2	4495.125	7.55	33.59	42.42	46.82	45.54	74.00	-28.46 peak
3	4844.000	7.93	34.02	42.48	46.86	46.33	74.00	-27.67 peak
4	6679.040	11.02	35.71	41.08	47.19	52.84	74.00	-21.16 peak
5	7266.000	10.06	36.12	40.67	45.26	50.77	74.00	-23.23 peak
6	9688.000	10.79	37.71	37.63	41.51	52.38	74.00	-21.62 peak



Mode:a; Polarization:Vertical; Modulation:802.11n; bandwidth:40MHz; Channel:Low

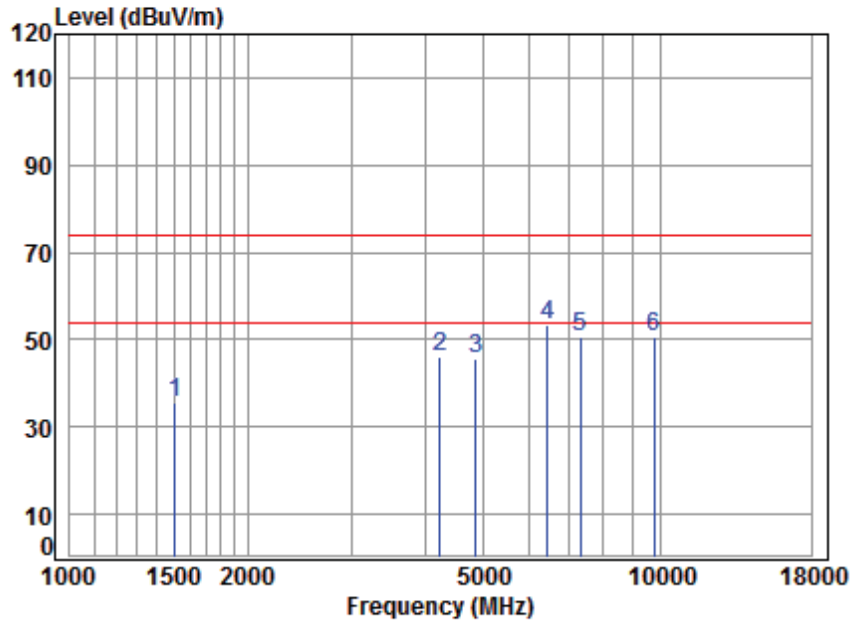


Site : chamber  
 Condition: 3m HORIZONTAL  
 Job No : 09244CR/09245CR  
 Mode : 2422 TX RSE  
 Note : 2.4G WIFI 11N 40

	Freq	Cable Loss	Ant Factor	Preamp Factor	Read Level	Level	Limit Line	Over Limit	Remark
	MHz	dB	dB/m	dB	dBuV	dBuV/m	dBuV/m	dB	
1	1565.191	5.39	26.10	41.45	45.37	35.41	74.00	-38.59	peak
2	4430.628	7.48	33.48	42.41	46.41	44.96	74.00	-29.04	peak
3	4844.000	7.93	34.02	42.48	45.52	44.99	74.00	-29.01	peak
4	6303.890	11.17	35.41	41.37	47.97	53.18	74.00	-20.82	peak
5	7266.000	10.06	36.12	40.67	45.25	50.76	74.00	-23.24	peak
6	9688.000	10.79	37.71	37.63	41.10	51.97	74.00	-22.03	peak



Mode:a; Polarization:Horizontal; Modulation:802.11n; bandwidth:40MHz; Channel:middle

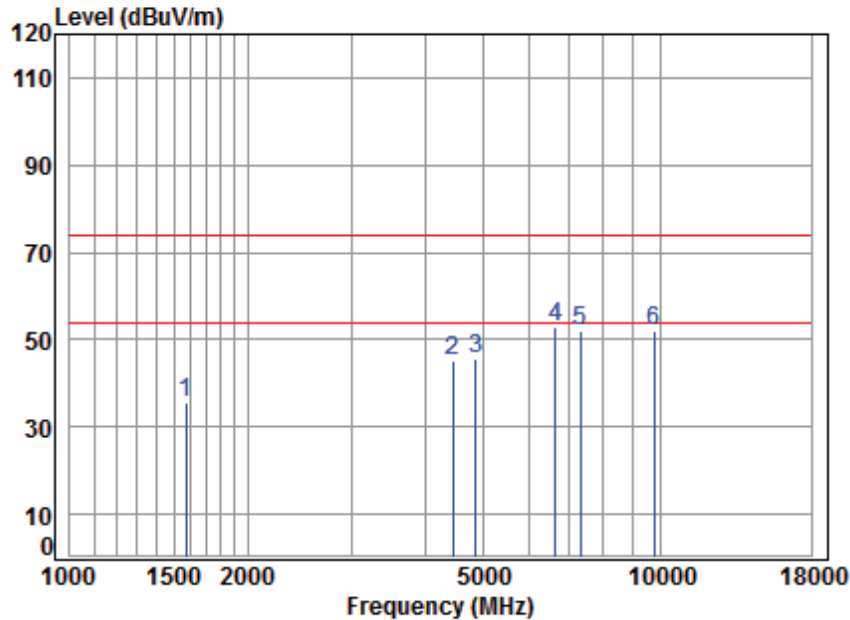


Site : chamber  
 Condition: 3m VERTICAL  
 Job No : 09244CR/09245CR  
 Mode : 2437 TX RSE  
 Note : 2.4G WIFI 11N 40

	Freq	Cable Loss	Ant Factor	Preamp Factor	Read Level	Level	Limit Line	Over Limit	Remark
	MHz	dB	dB/m	dB	dBuV	dBuV/m	dBuV/m	dB	
1	1507.470	5.47	25.83	41.41	45.64	35.53	74.00	-38.47	peak
2	4230.396	7.26	33.13	42.37	48.28	46.30	74.00	-27.70	peak
3	4874.000	7.96	34.05	42.48	45.92	45.45	74.00	-28.55	peak
4	6451.353	11.45	35.55	41.25	47.52	53.27	74.00	-20.73	peak
5	7311.000	10.05	36.15	40.64	44.99	50.55	74.00	-23.45	peak
6	9748.000	10.82	37.75	37.54	39.82	50.85	74.00	-23.15	peak



Mode:a; Polarization:Vertical; Modulation:802.11n; bandwidth:40MHz; Channel:middle



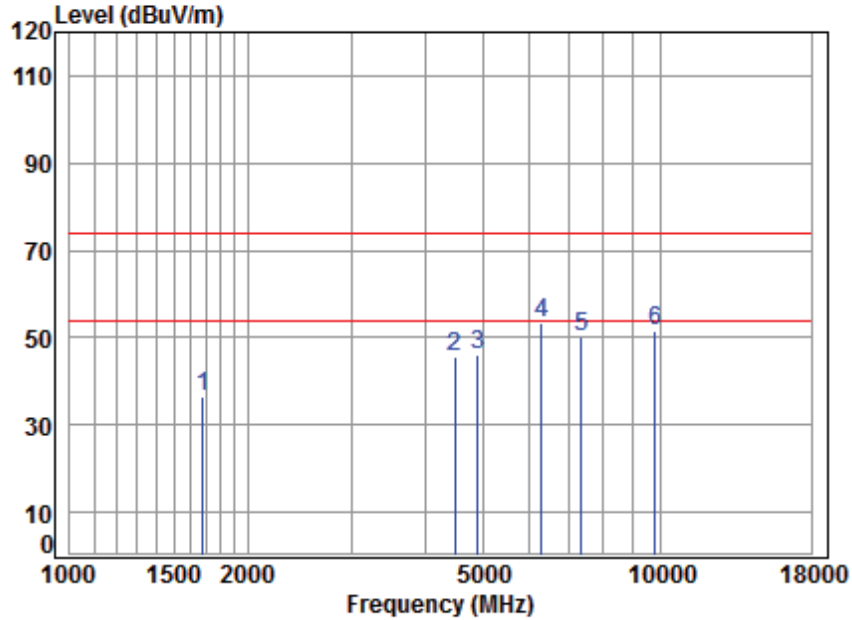
Site : chamber  
 Condition: 3m HORIZONTAL  
 Job No : 09244CR/09245CR  
 Mode : 2437 TX RSE  
 Note : 2.4G WIFI 11N 40

	Cable	Ant	Preamp	Read	Limit	Over		
Freq	Loss	Factor	Factor	Level	Line	Limit	Remark	
MHz	dB	dB/m	dB	dBuV	dBuV/m	dBuV/m	dB	
1	5.38	26.14	41.45	45.39	35.46	74.00	-38.54	peak
2	7.51	33.53	42.41	46.45	45.08	74.00	-28.92	peak
3	7.96	34.05	42.48	45.99	45.52	74.00	-28.48	peak
4	11.13	35.69	41.11	47.44	53.15	74.00	-20.85	peak
5	10.05	36.15	40.64	46.60	52.16	74.00	-21.84	peak
6	10.82	37.75	37.54	41.03	52.06	74.00	-21.94	peak





Mode:a; Polarization:Horizontal; Modulation:802.11n; bandwidth:40MHz; Channel:High

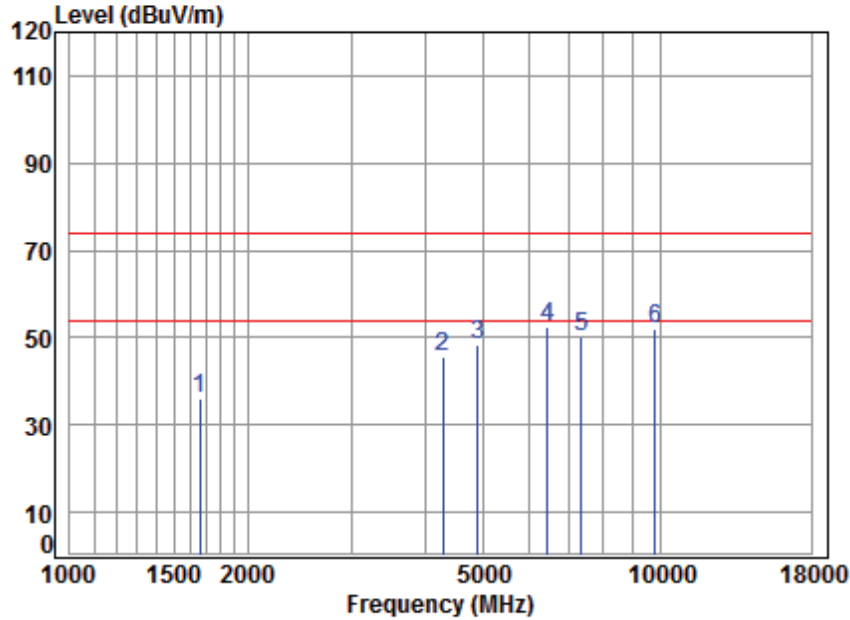


Site : chamber  
 Condition: 3m VERTICAL  
 Job No : 09244CR/09245CR  
 Mode : 2452 TX RSE  
 Note : 2.4G WIFI 11N 40

	Cable	Ant	Preamp	Read	Limit	Over		
Freq	Loss	Factor	Factor	Level	Level	Line	Limit	Remark
MHz	dB	dB/m	dB	dBuV	dBuV/m	dBuV/m	dB	
1	5.25	26.58	41.52	46.04	36.35	74.00	-37.65	peak
2	7.54	33.57	42.41	46.98	45.68	74.00	-28.32	peak
3	7.99	34.09	42.48	46.55	46.15	74.00	-27.85	peak
4	11.13	35.39	41.38	48.22	53.36	74.00	-20.64	peak
5	10.04	36.19	40.61	44.39	50.01	74.00	-23.99	peak
6	10.85	37.79	37.46	40.53	51.71	74.00	-22.29	peak



Mode:a; Polarization:Vertical; Modulation:802.11n; bandwidth:40MHz; Channel:High



Site : chamber  
 Condition: 3m HORIZONTAL  
 Job No : 09244CR/09245CR  
 Mode : 2452 TX RSE  
 Note : 2.4G WIFI 11N 40

	Cable	Ant	Preamp	Read	Limit	Over		
Freq	Loss	Factor	Factor	Level	Level	Line	Limit	Remark
MHz	dB	dB/m	dB	dBuV	dBuV/m	dBuV/m	dB	
1	5.27	26.52	41.51	45.98	36.26	74.00	-37.74	peak
2	7.33	33.24	42.38	47.43	45.62	74.00	-28.38	peak
3	7.99	34.09	42.48	48.58	48.18	74.00	-25.82	peak
4	11.41	35.54	41.27	46.59	52.27	74.00	-21.73	peak
5	10.04	36.19	40.61	44.45	50.07	74.00	-23.93	peak
6	10.85	37.79	37.46	40.85	52.03	74.00	-21.97	peak



## **8 Photographs**

### **8.1 EUT Constructional Details (EUT Photos)**

Please Refer to external and internal photos for details.

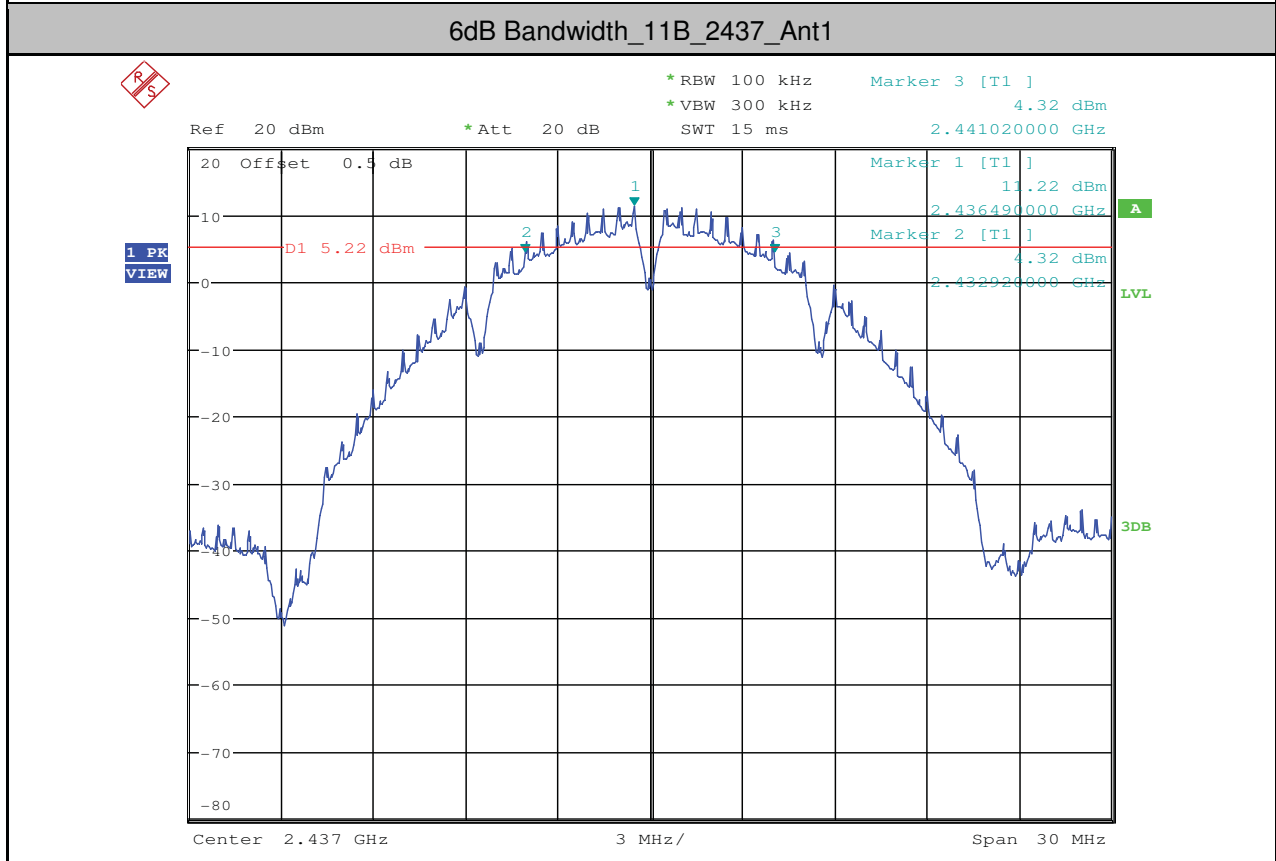
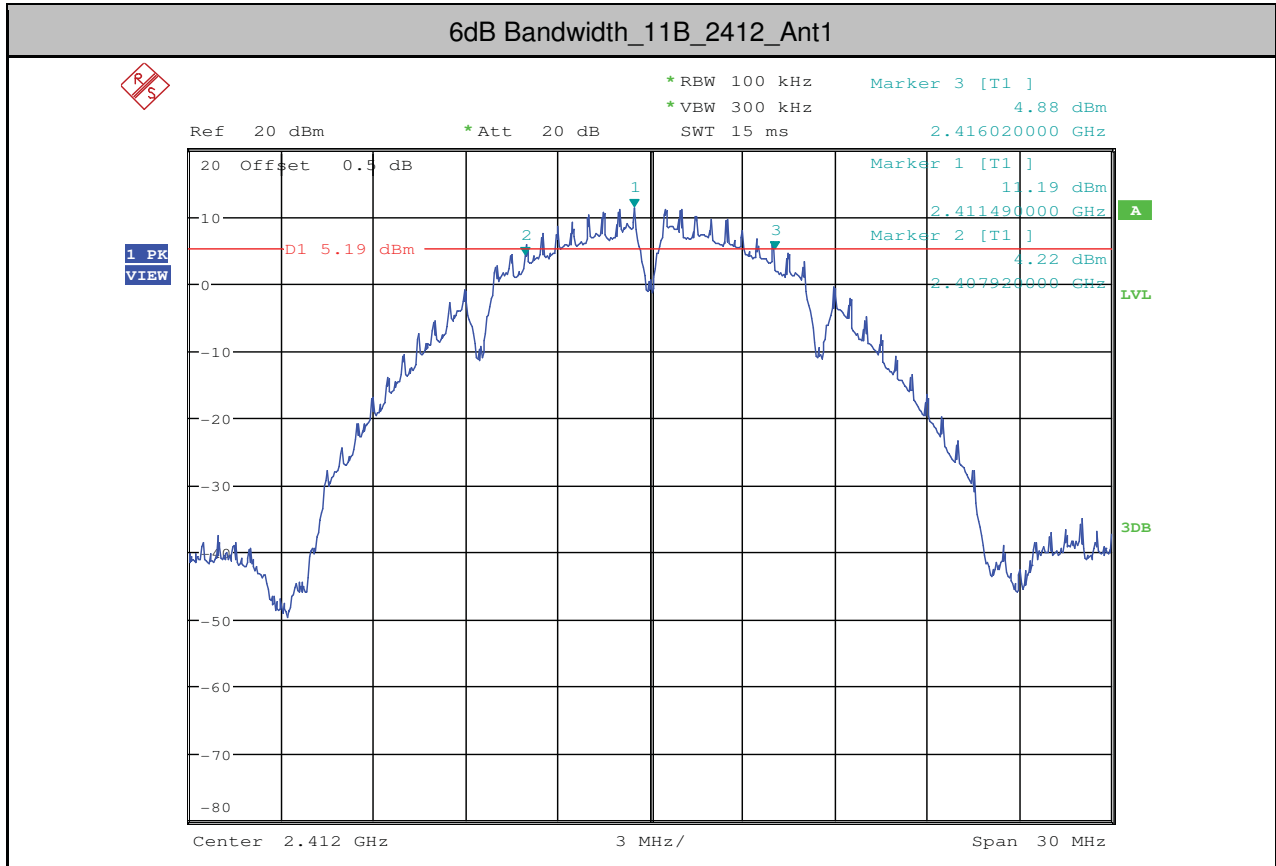


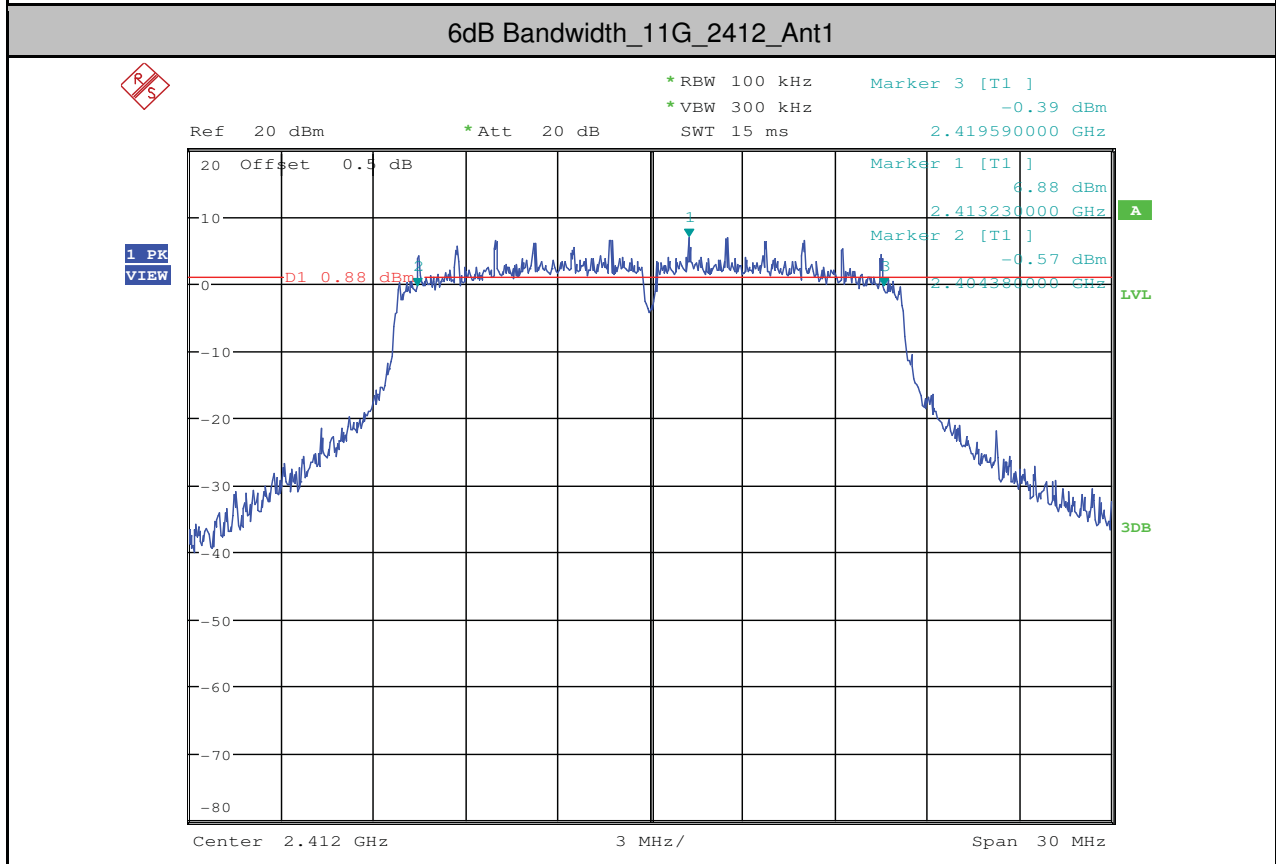
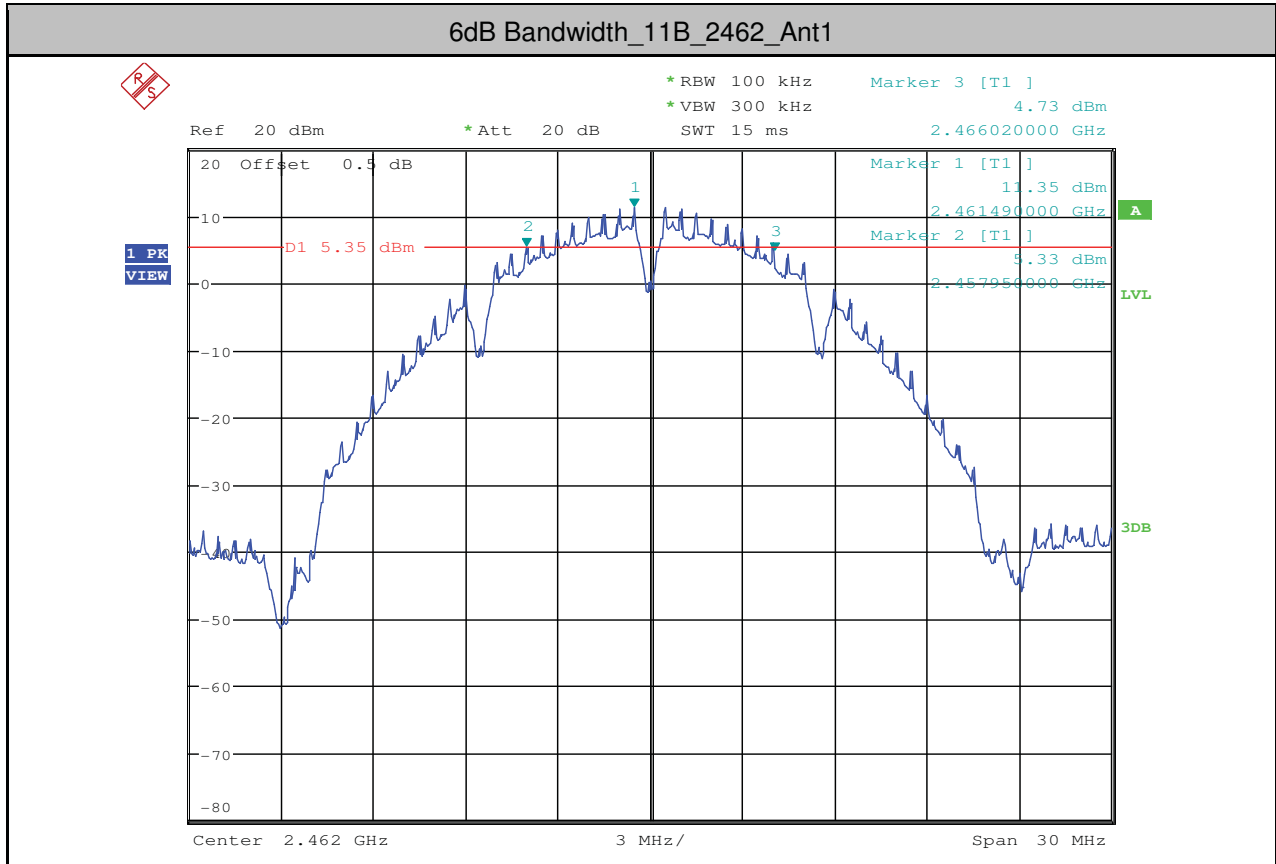
## 9 Appendix

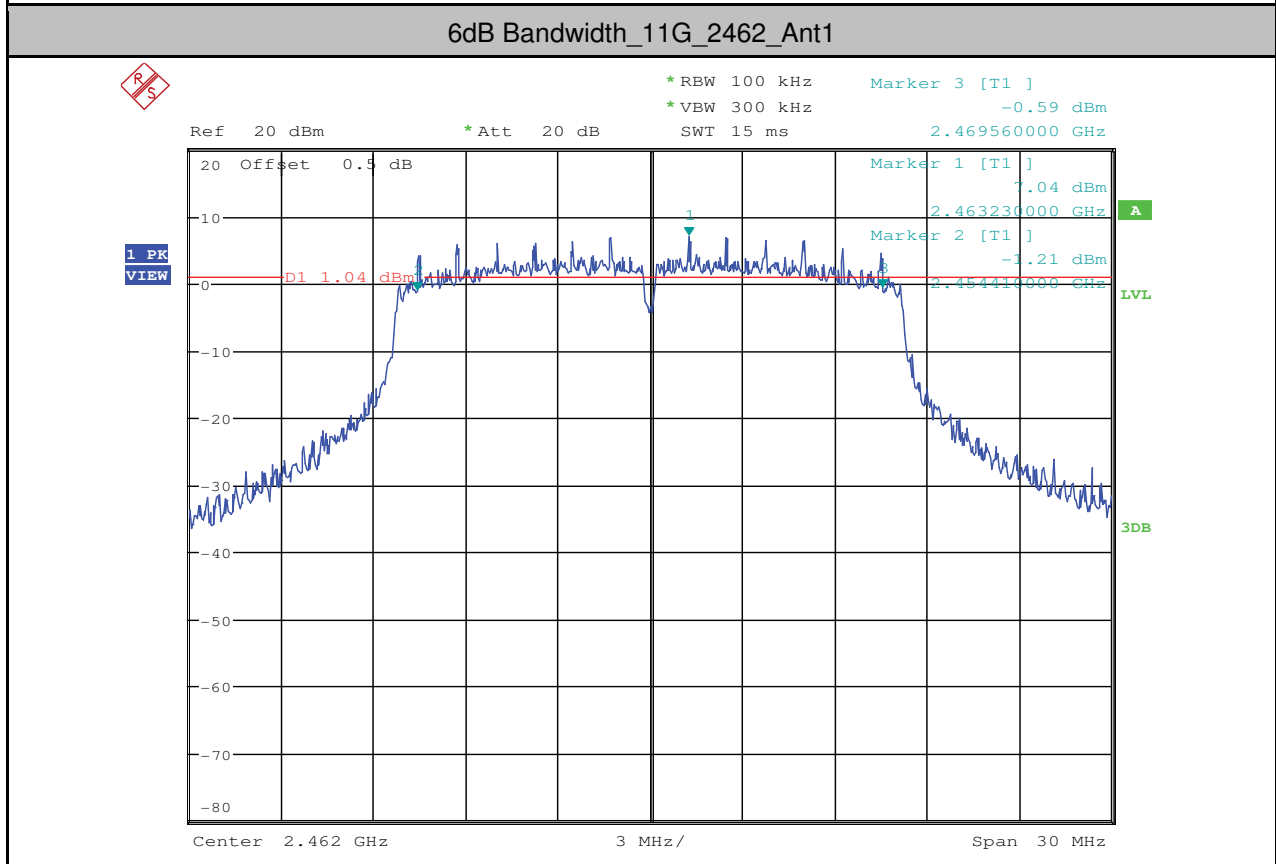
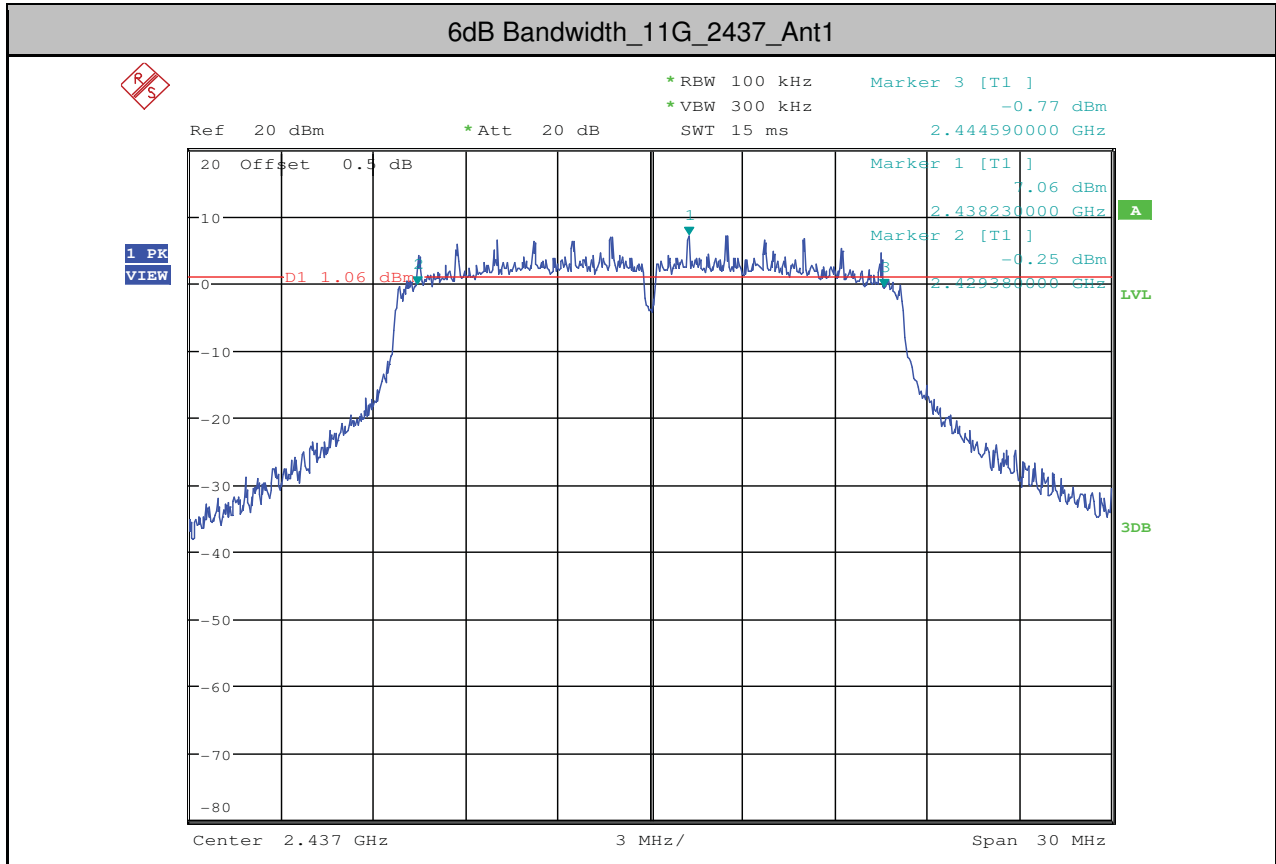
### 9.1 Appendix 15.247

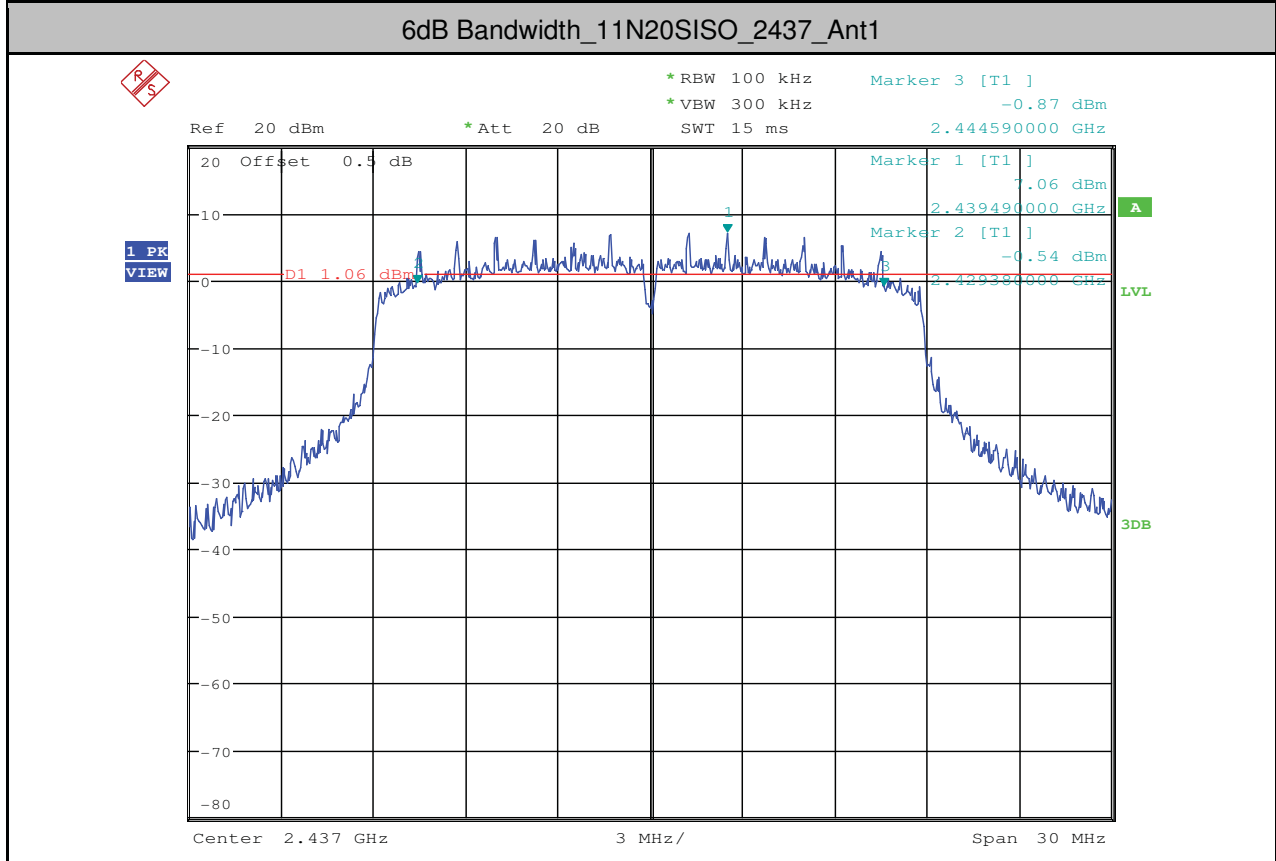
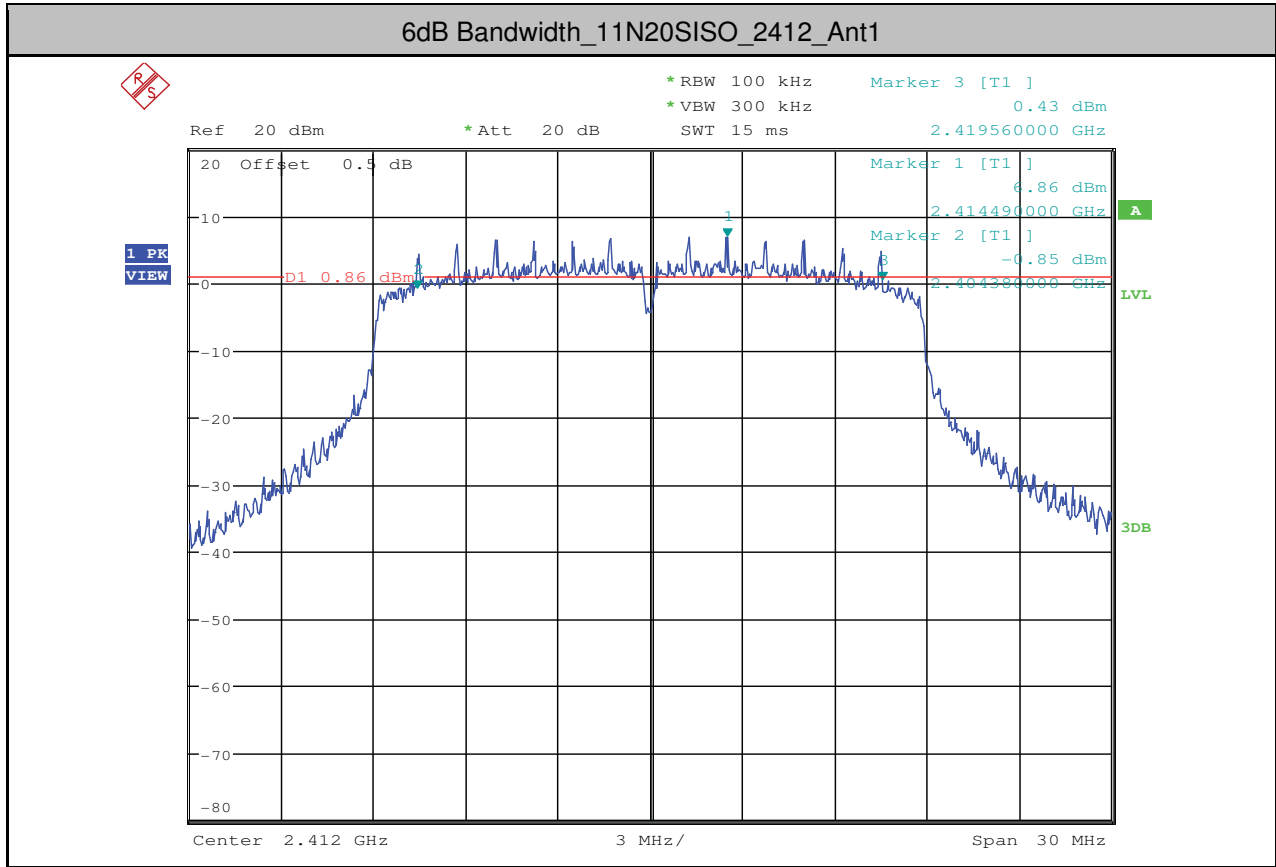
#### 1.6dB Bandwidth

Test mode:	Test Channel	Ant	EBW[MHz]	Limit[MHz]	Verdict
11B	2412	Ant1	8.100	>=0.5	PASS
11B	2437	Ant1	8.100	>=0.5	PASS
11B	2462	Ant1	8.070	>=0.5	PASS
11G	2412	Ant1	15.210	>=0.5	PASS
11G	2437	Ant1	15.210	>=0.5	PASS
11G	2462	Ant1	15.150	>=0.5	PASS
11N20SISO	2412	Ant1	15.180	>=0.5	PASS
11N20SISO	2437	Ant1	15.210	>=0.5	PASS
11N20SISO	2462	Ant1	15.210	>=0.5	PASS
11N40SISO	2422	Ant1	35.220	>=0.5	PASS
11N40SISO	2437	Ant1	35.220	>=0.5	PASS
11N40SISO	2452	Ant1	35.280	>=0.5	PASS

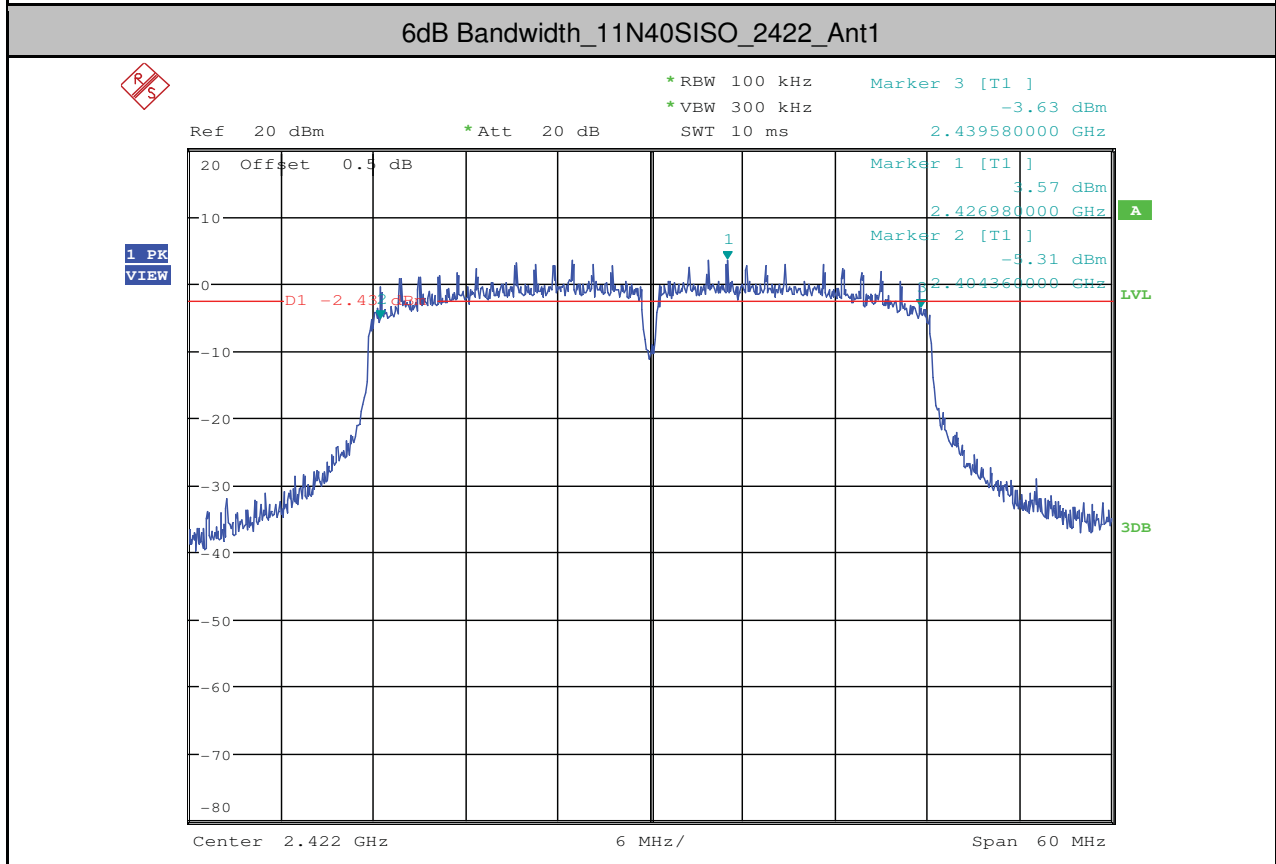
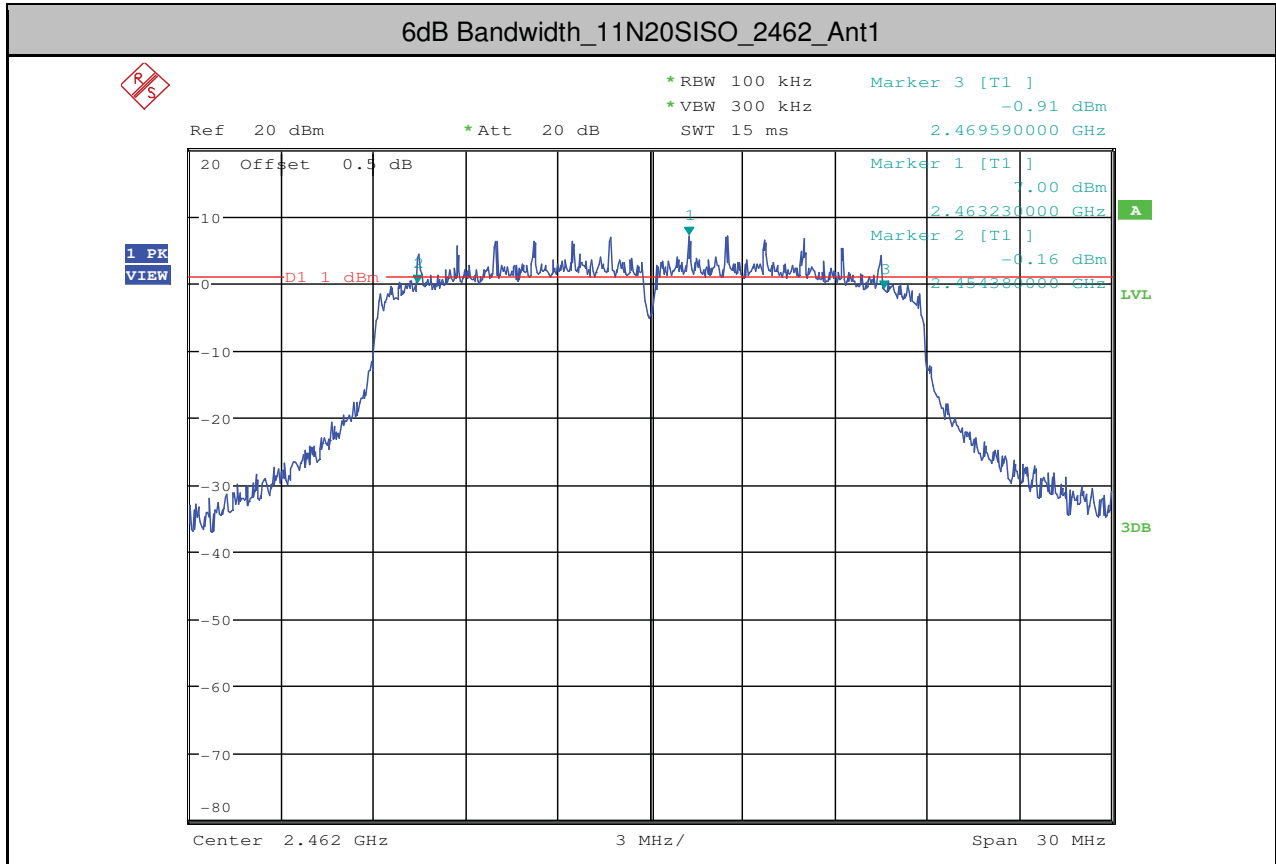


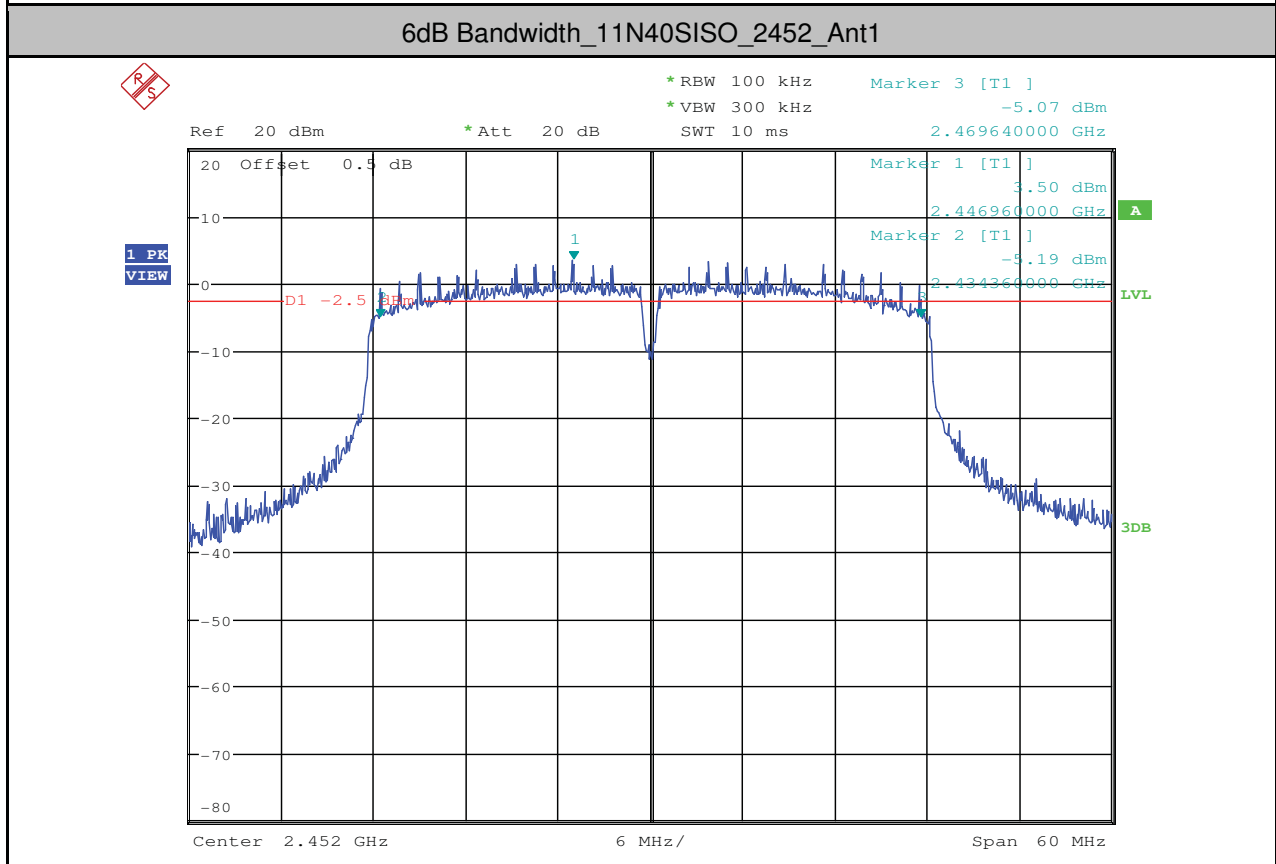
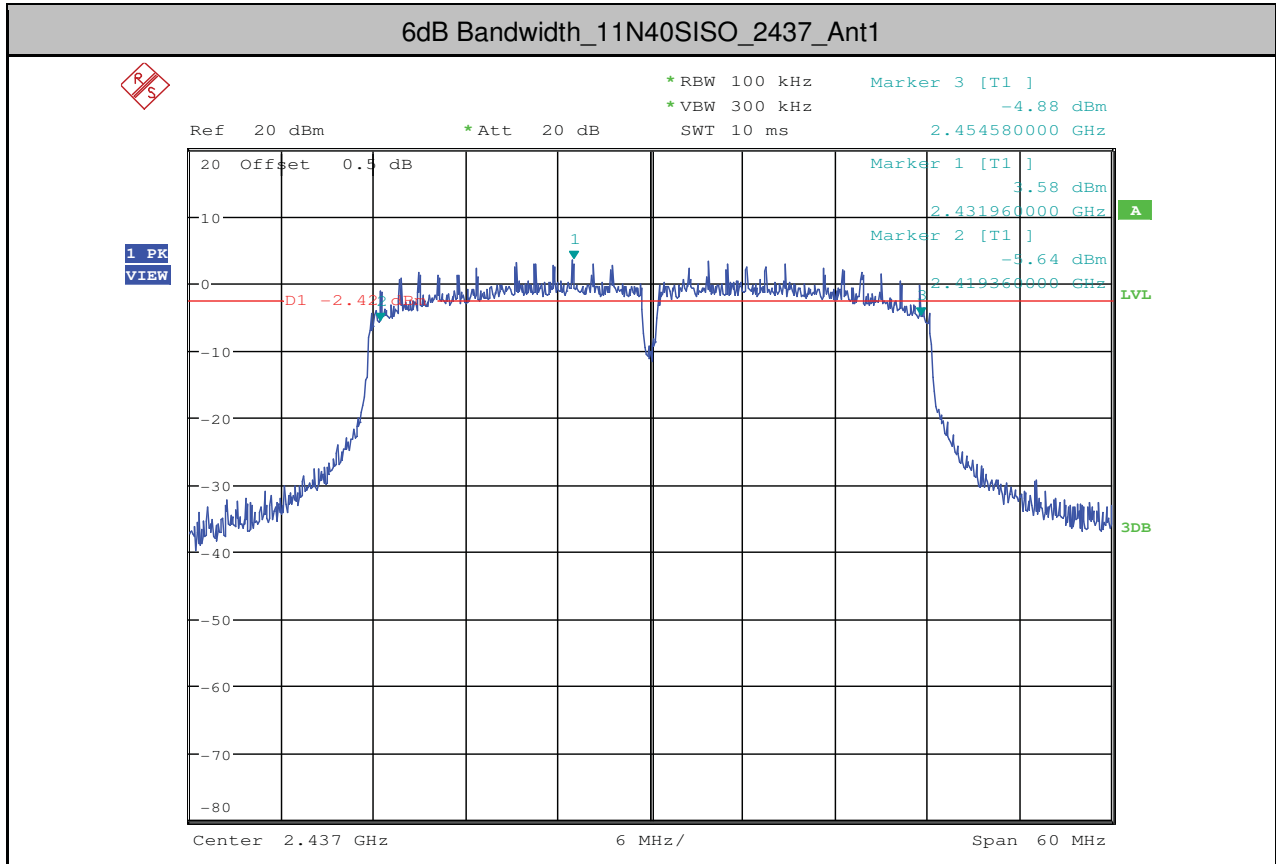














## 2. Maximum peak conducted output power

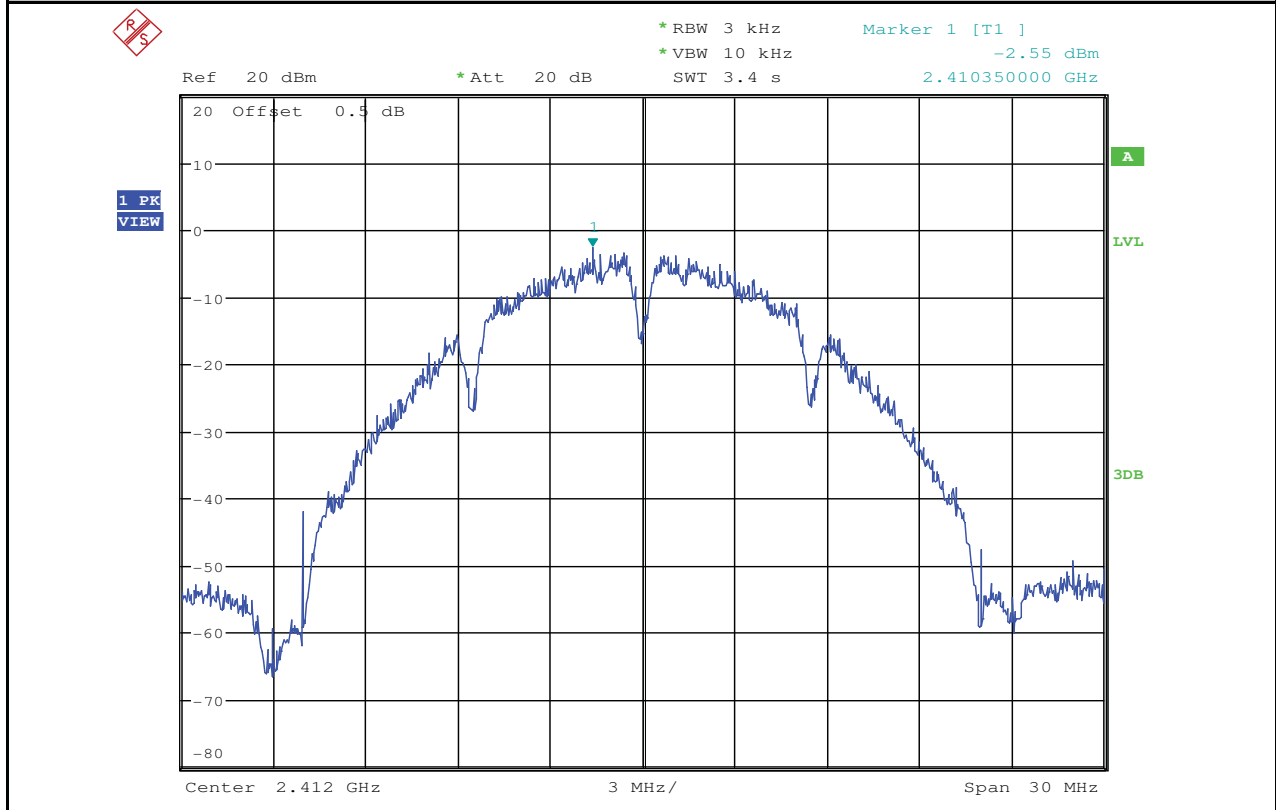
Test mode:	Test Channel	Ant	Power[dBm]	Limit[dBm]	Verdict
11B	2412	Ant1	22.99	<30	PASS
11B	2437	Ant1	23.28	<30	PASS
11B	2462	Ant1	23.23	<30	PASS
11G	2412	Ant1	26.38	<30	PASS
11G	2437	Ant1	<b>26.56</b>	<30	PASS
11G	2462	Ant1	26.54	<30	PASS
11N20SISO	2412	Ant1	26.29	<30	PASS
11N20SISO	2437	Ant1	26.33	<30	PASS
11N20SISO	2462	Ant1	26.28	<30	PASS
11N40SISO	2422	Ant1	26.49	<30	PASS
11N40SISO	2437	Ant1	26.42	<30	PASS
11N40SISO	2452	Ant1	26.38	<30	PASS

## 3. Maximum Peak power spectral density

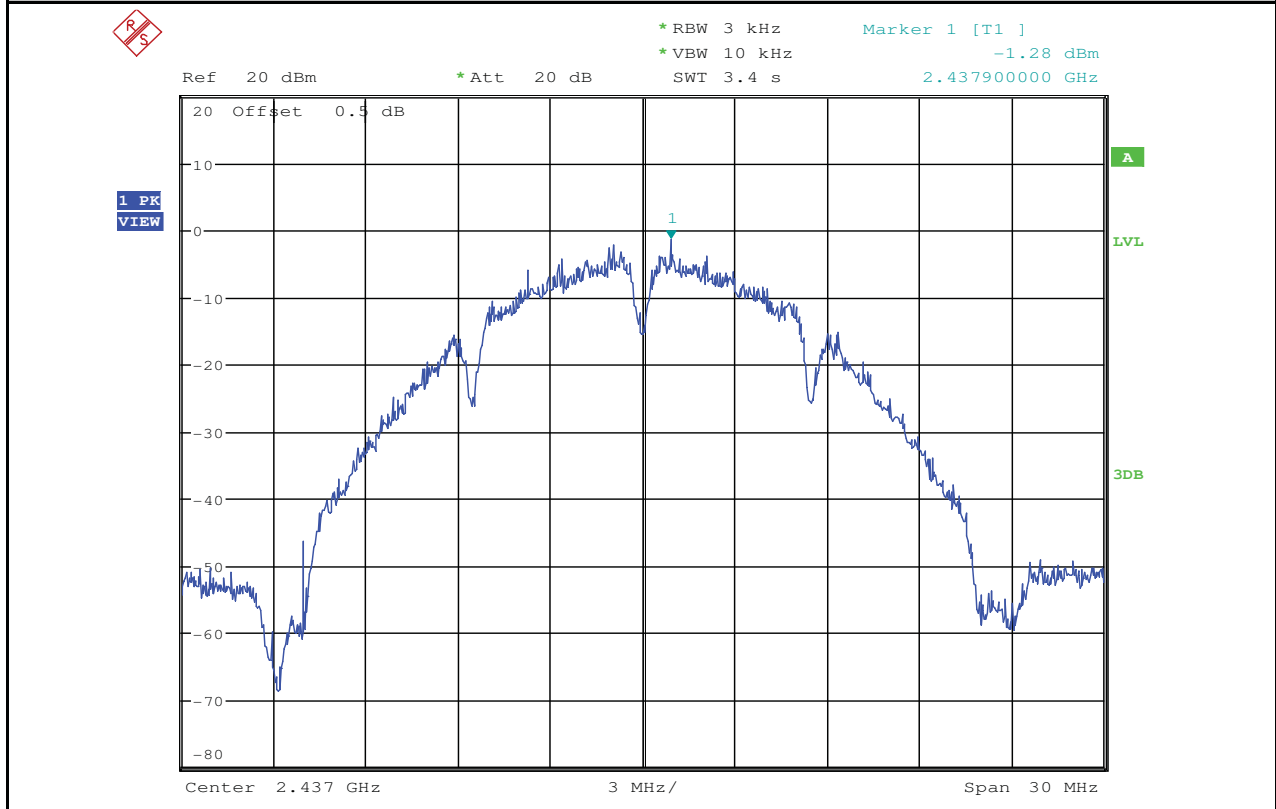
Test mode:	Test Channel	Ant	PSD[dBm/3kHz]	Limit[dBm/3kHz]	Verdict
11B	2412	Ant1	-2.55	<8.00	PASS
11B	2437	Ant1	-1.28	<8.00	PASS
11B	2462	Ant1	-3.61	<8.00	PASS
11G	2412	Ant1	-6.78	<8.00	PASS
11G	2437	Ant1	-7.16	<8.00	PASS
11G	2462	Ant1	-7.57	<8.00	PASS
11N20SISO	2412	Ant1	-7.46	<8.00	PASS
11N20SISO	2437	Ant1	-8.34	<8.00	PASS
11N20SISO	2462	Ant1	-8.25	<8.00	PASS
11N40SISO	2422	Ant1	-10.36	<8.00	PASS
11N40SISO	2437	Ant1	-11.15	<8.00	PASS
11N40SISO	2452	Ant1	-10.91	<8.00	PASS



Maximum Peak power spectral density\_11B\_2412\_Ant1

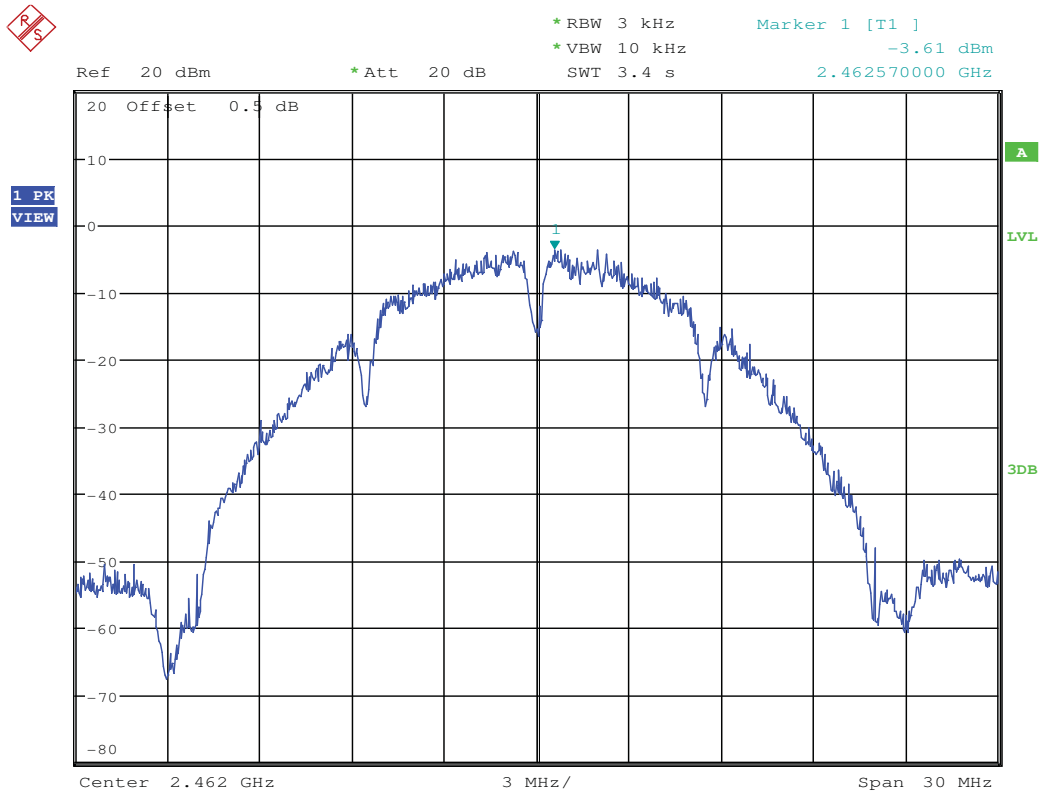


Maximum Peak power spectral density\_11B\_2437\_Ant1

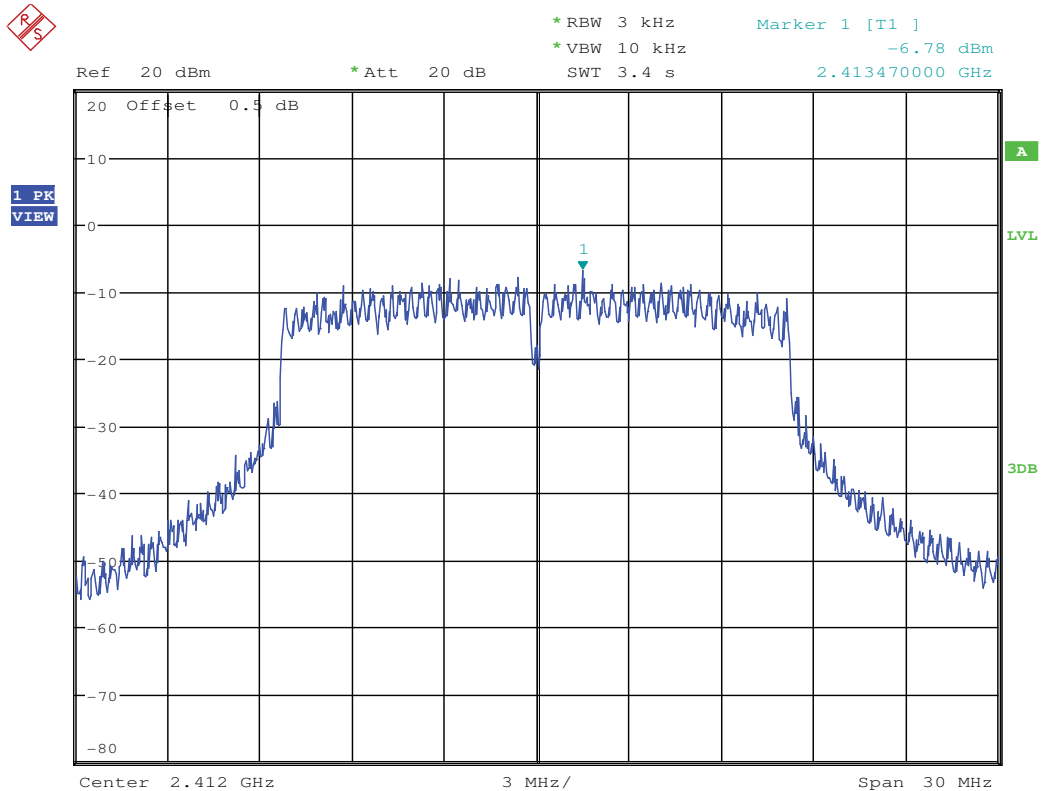




Maximum Peak power spectral density\_11B\_2462\_Ant1

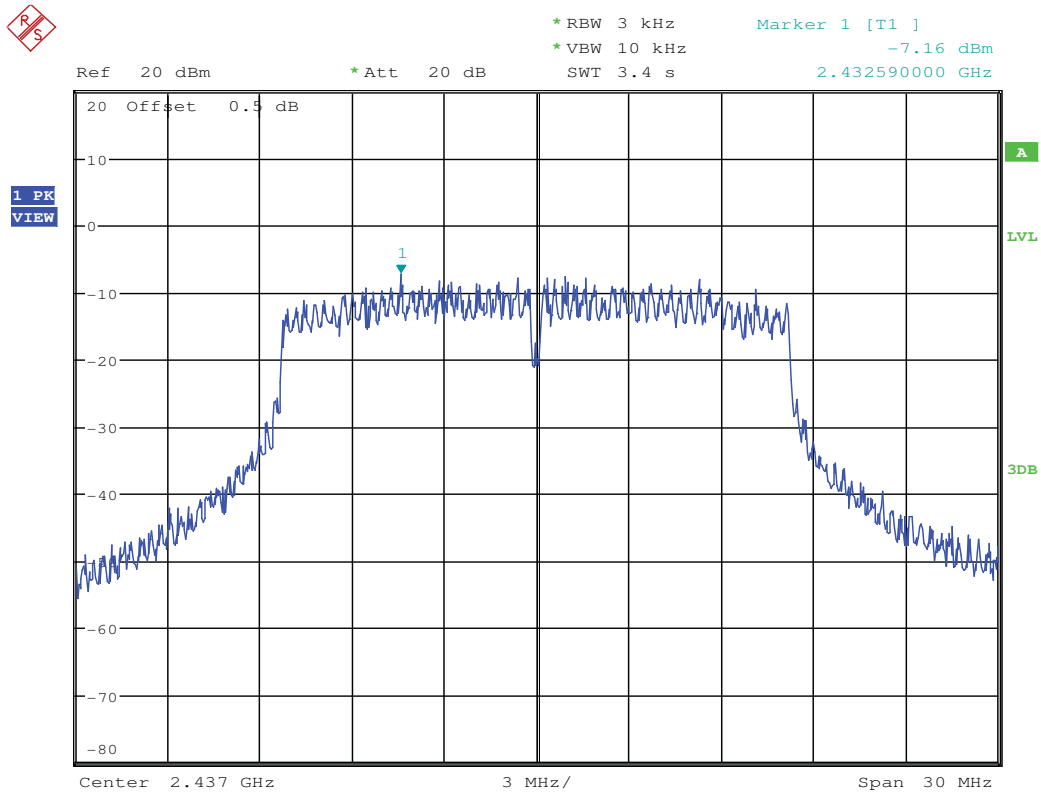


Maximum Peak power spectral density\_11G\_2412\_Ant1

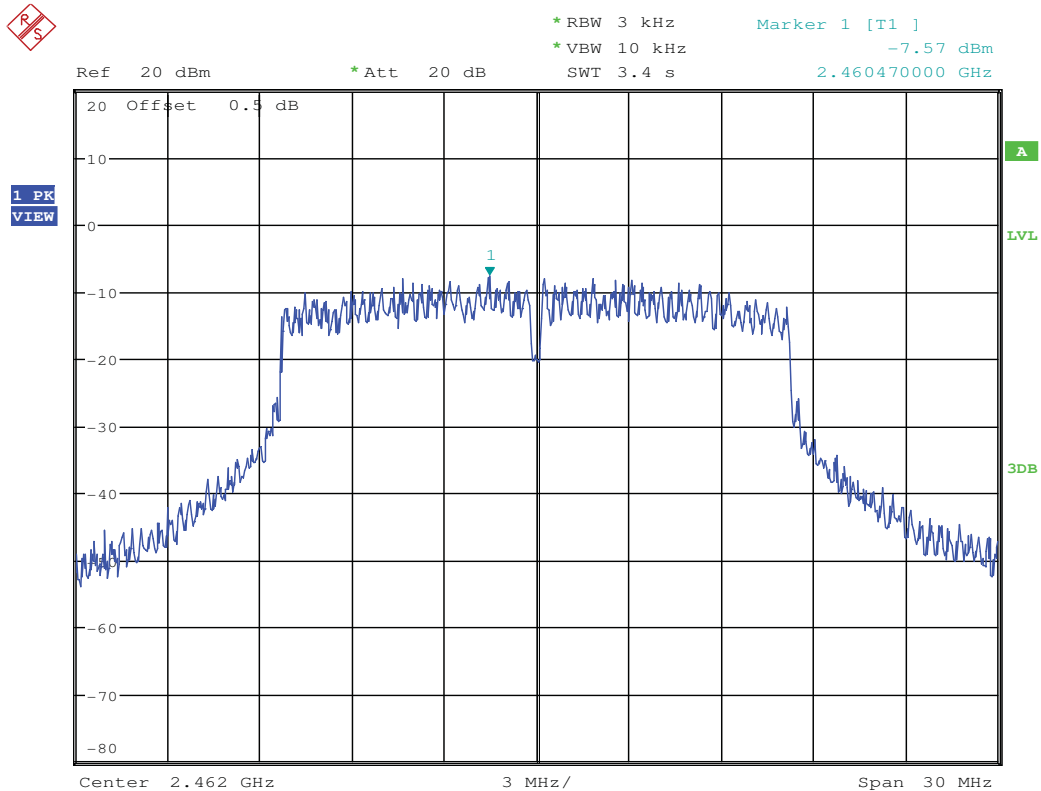


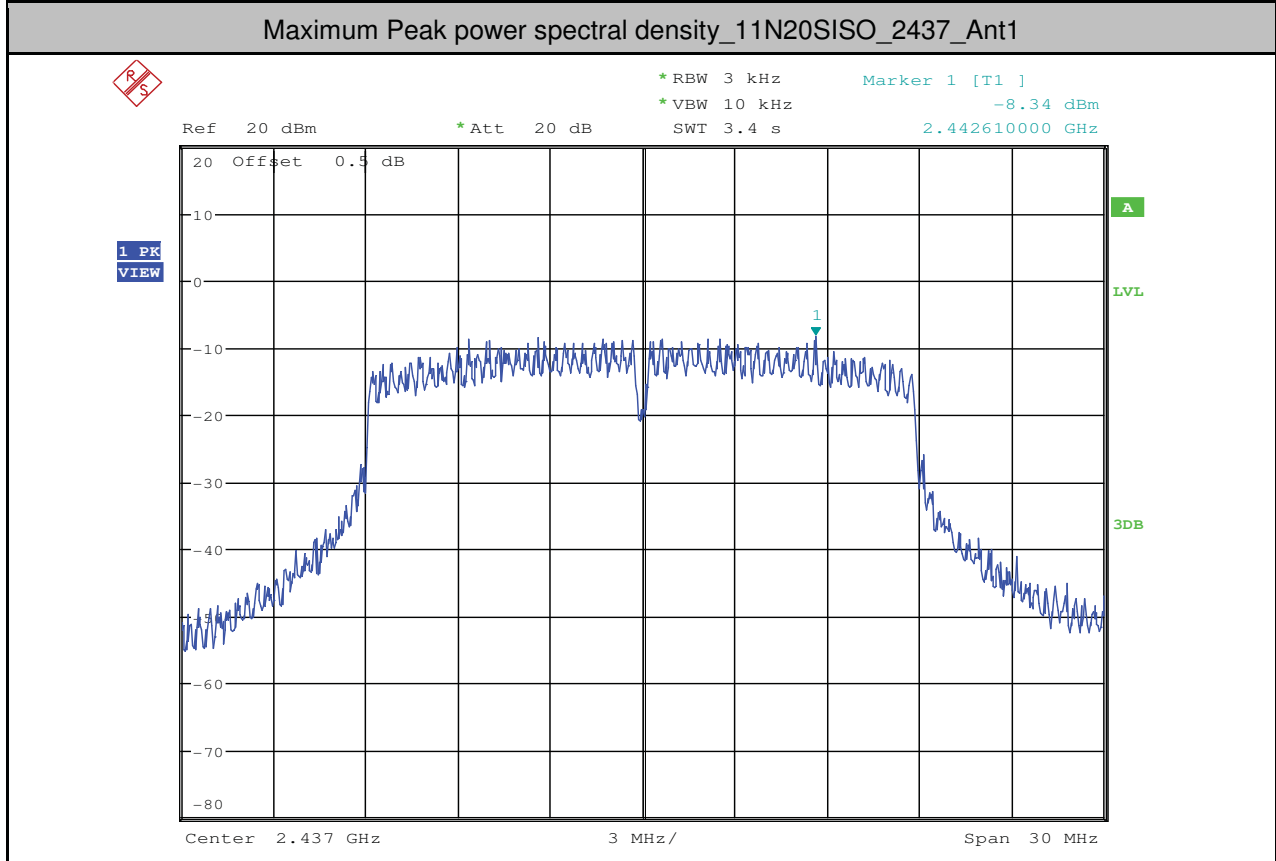
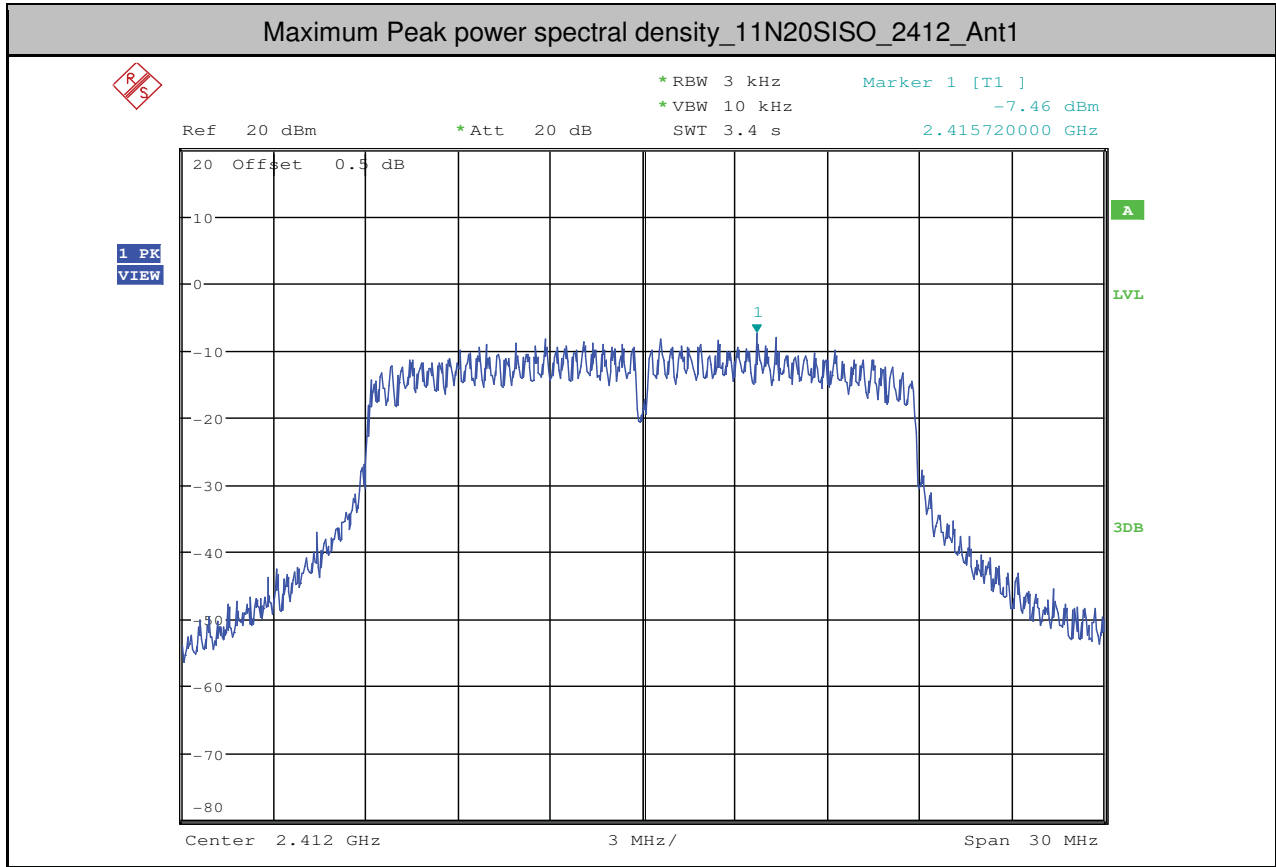


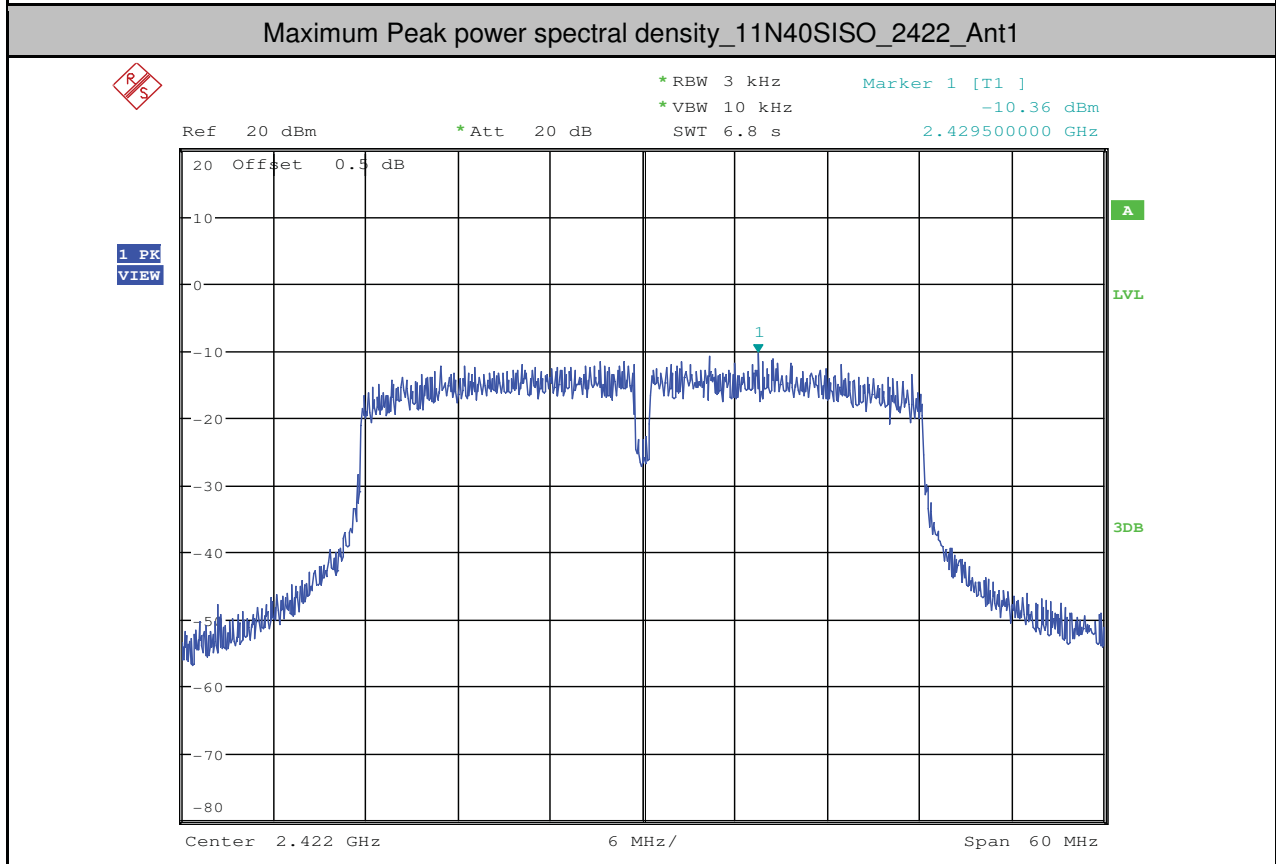
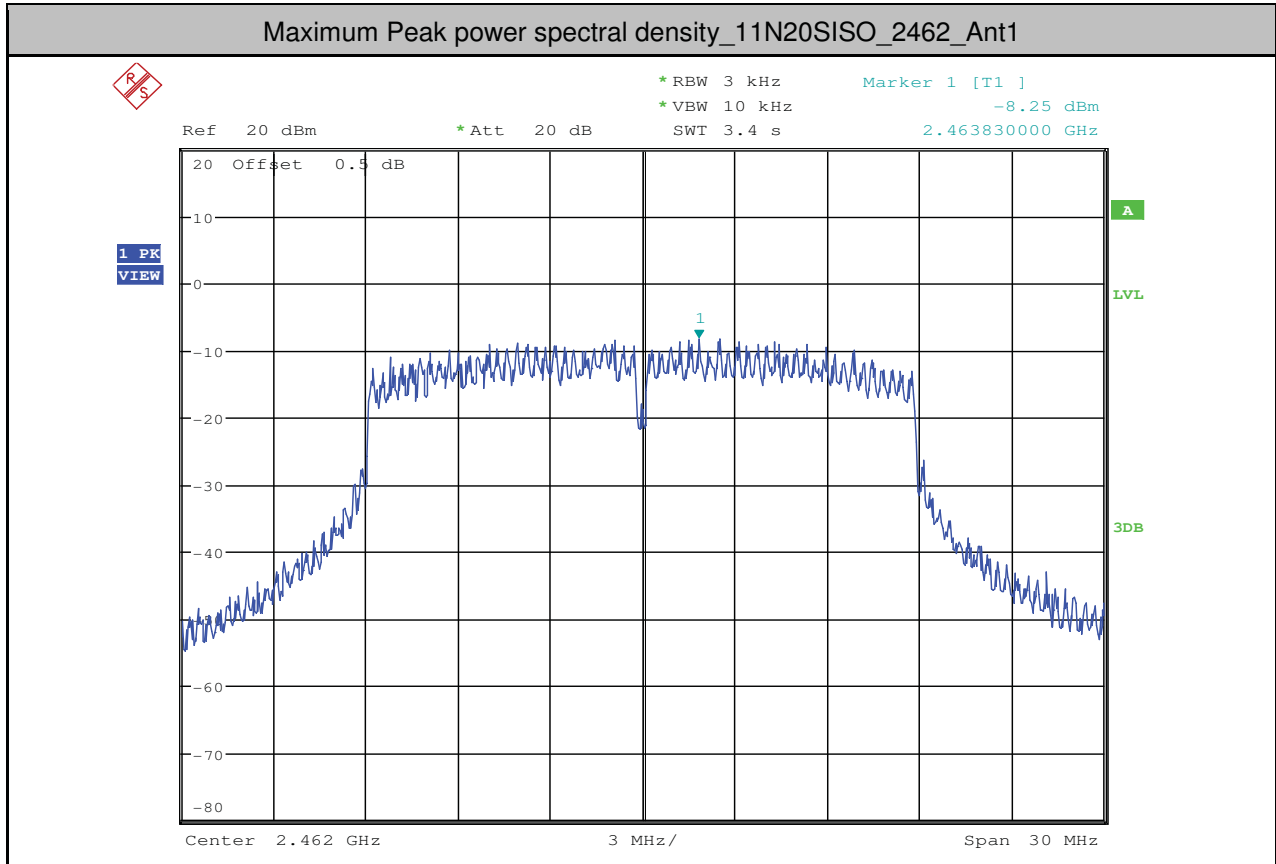
Maximum Peak power spectral density\_11G\_2437\_Ant1



Maximum Peak power spectral density\_11G\_2462\_Ant1



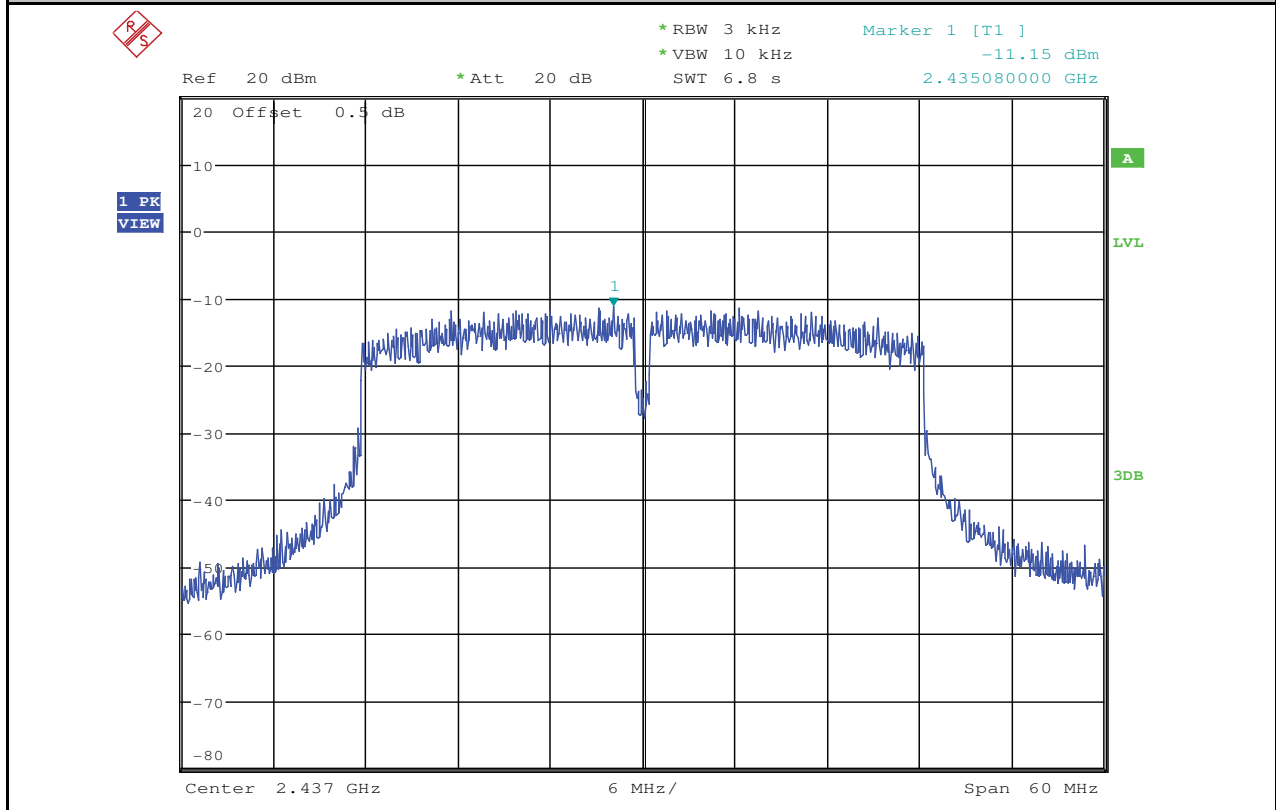




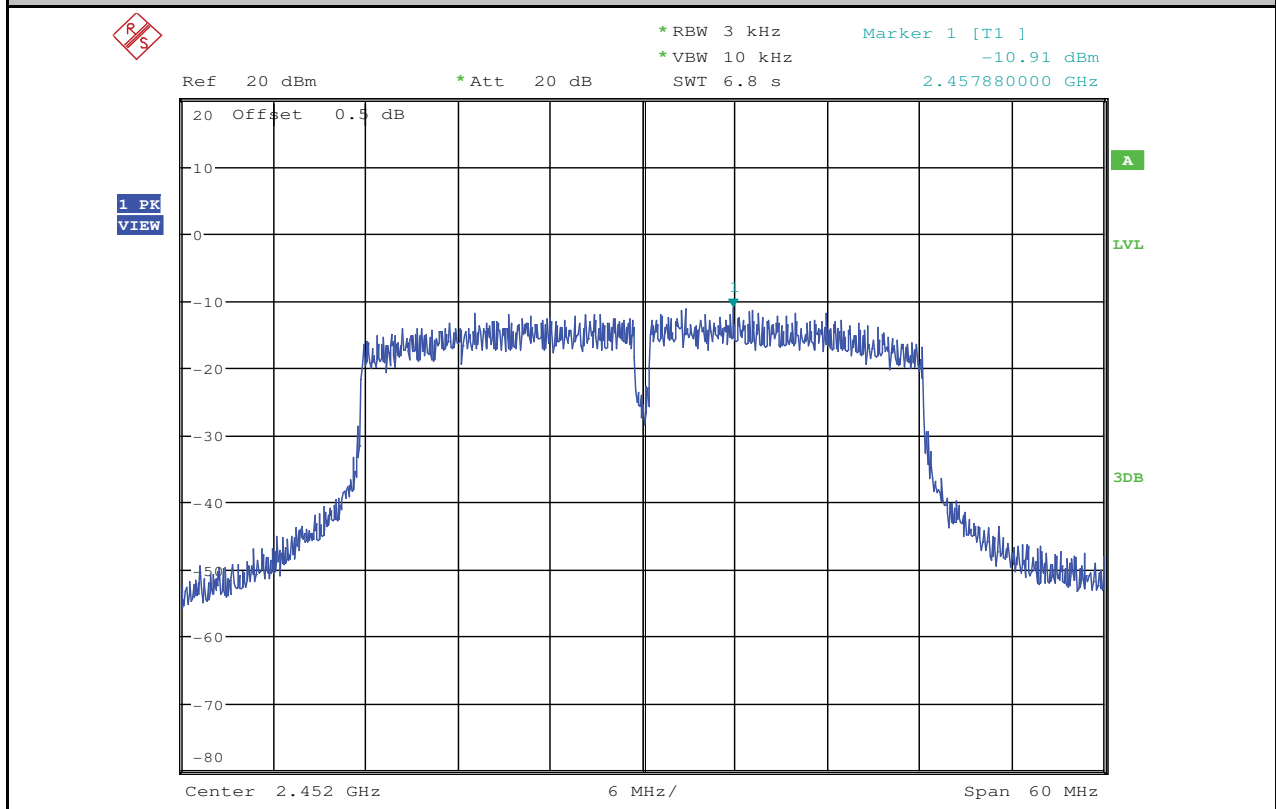




Maximum Peak power spectral density\_11N40SISO\_2437\_Ant1



Maximum Peak power spectral density\_11N40SISO\_2452\_Ant1



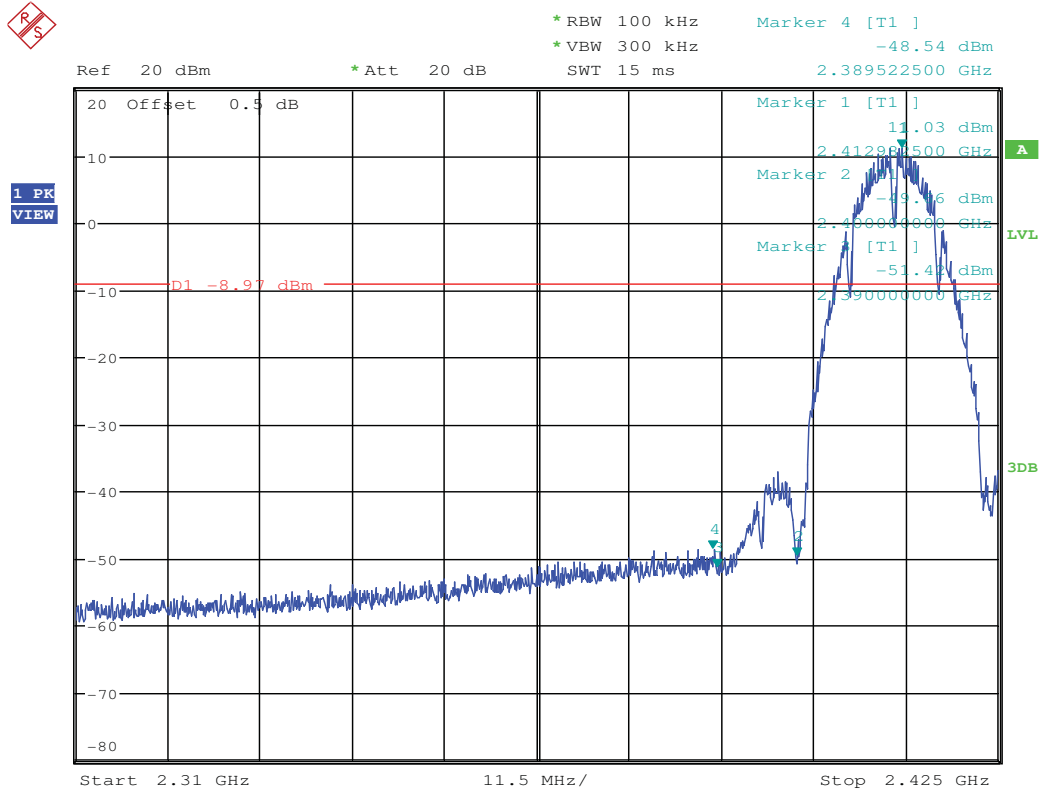


#### 4. Band-edge for RF Conducted Emissions

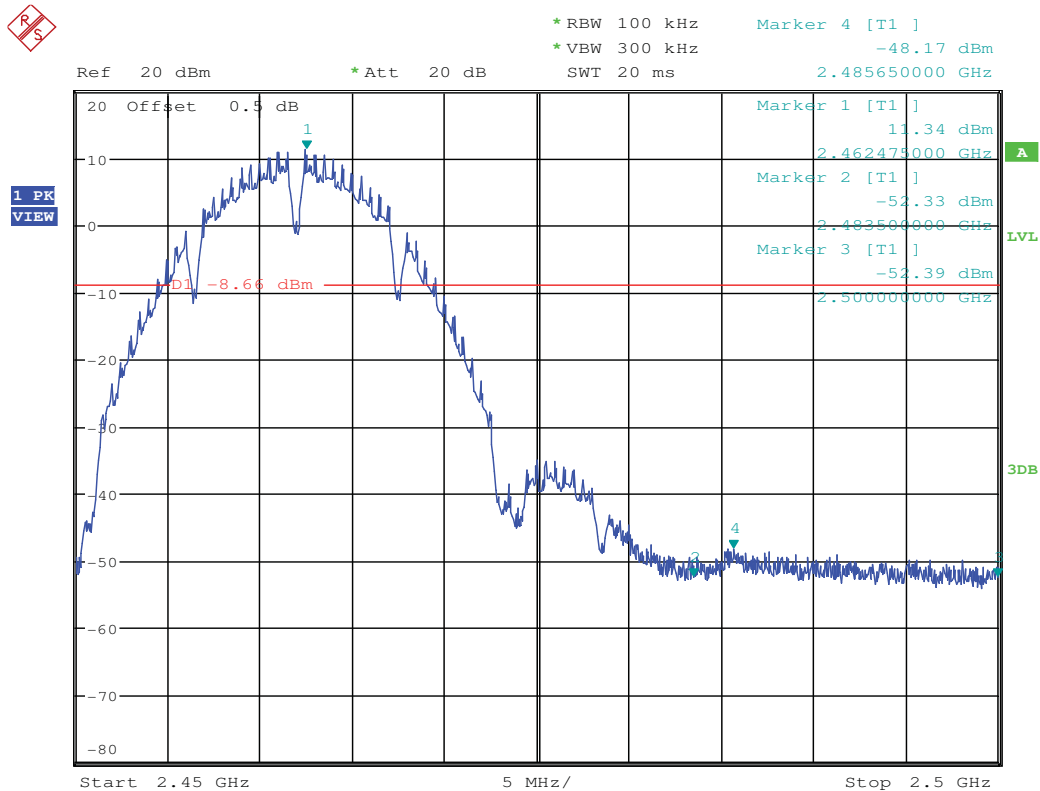
Test Mode	Test Channel	Ant	Carrier Power[dBm]	Max. Spurious Level [dBm]	Limit [dBm]	Verdict
11B	2412	Ant1	11.030	-48.542	<-8.97	PASS
11B	2462	Ant1	11.340	-48.166	<-8.66	PASS
11G	2412	Ant1	6.900	-45.933	<-13.1	PASS
11G	2462	Ant1	6.950	-43.044	<-13.05	PASS
11N20SISO	2412	Ant1	6.450	-45.063	<-13.55	PASS
11N20SISO	2462	Ant1	6.960	-41.252	<-13.04	PASS
11N40SISO	2422	Ant1	3.570	-34.458	<-16.43	PASS
11N40SISO	2452	Ant1	3.550	-32.132	<-16.45	PASS



Band-edge for RF Conducted Emissions\_11B\_2412\_Ant1

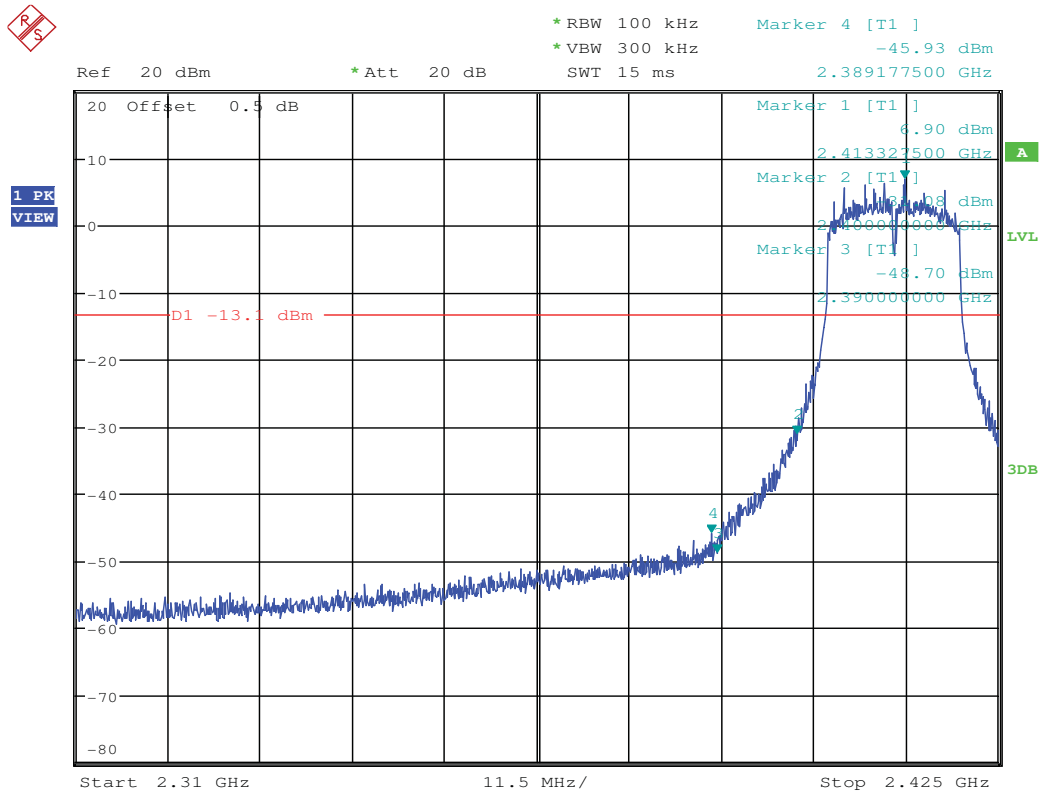


Band-edge for RF Conducted Emissions\_11B\_2462\_Ant1

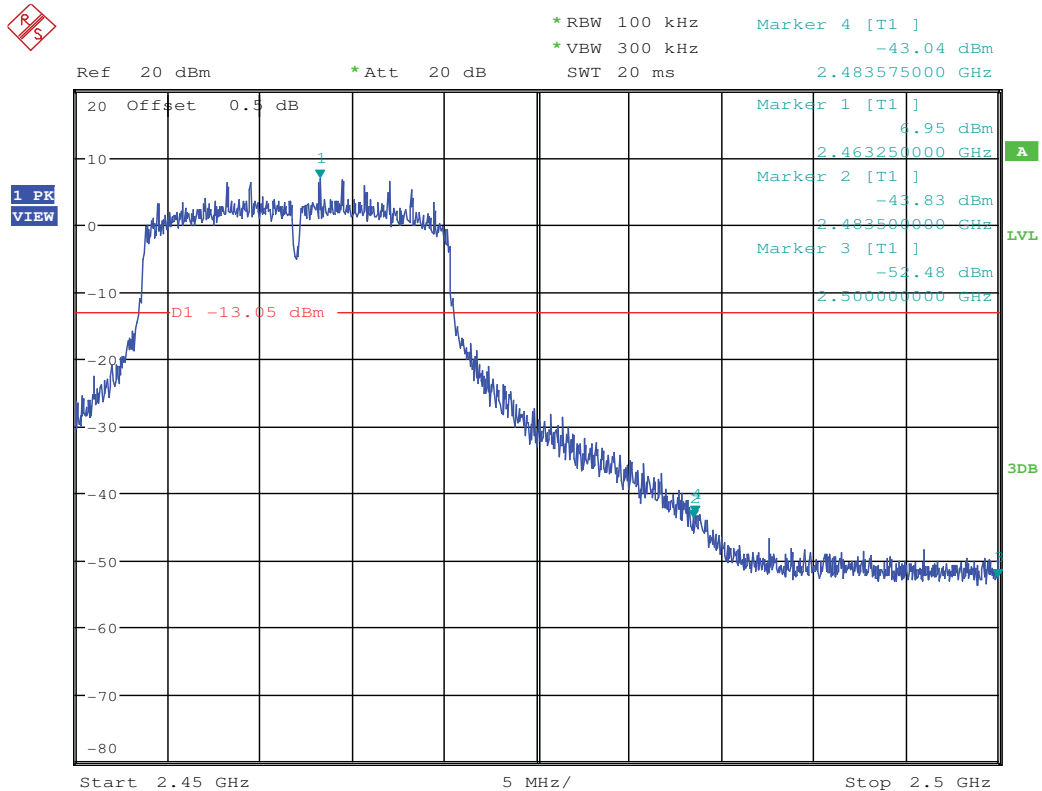




Band-edge for RF Conducted Emissions\_11G\_2412\_Ant1

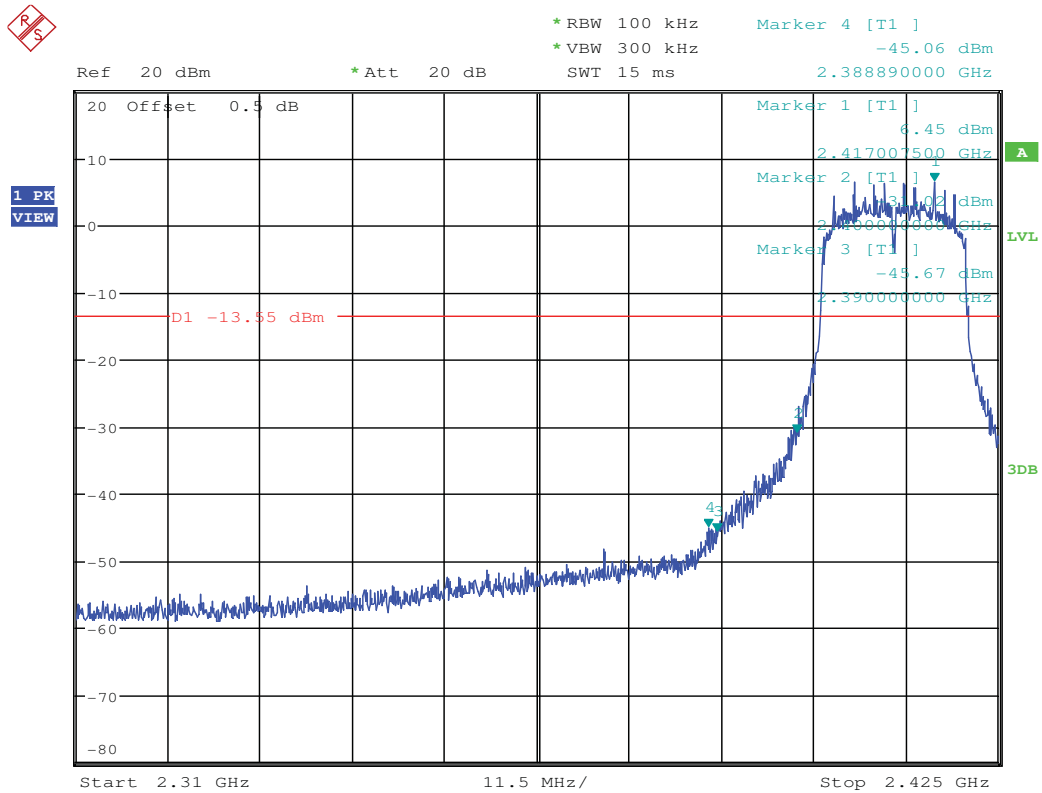


Band-edge for RF Conducted Emissions\_11G\_2462\_Ant1

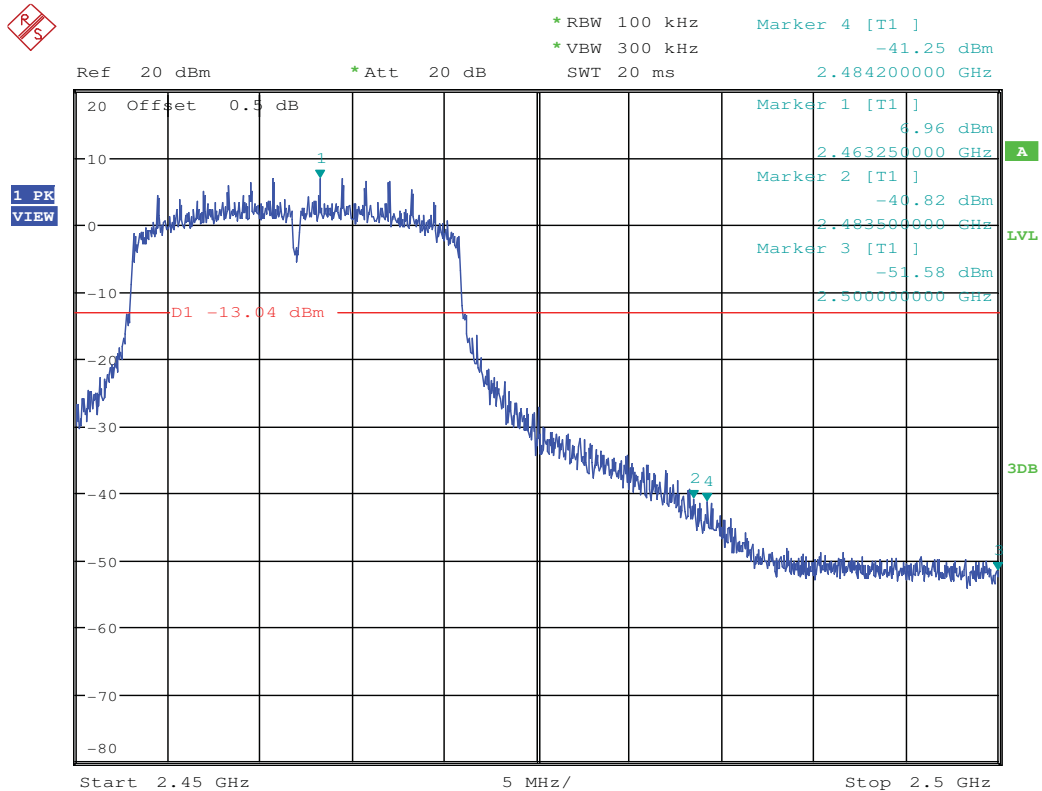




Band-edge for RF Conducted Emissions\_11N20SISO\_2412\_Ant1

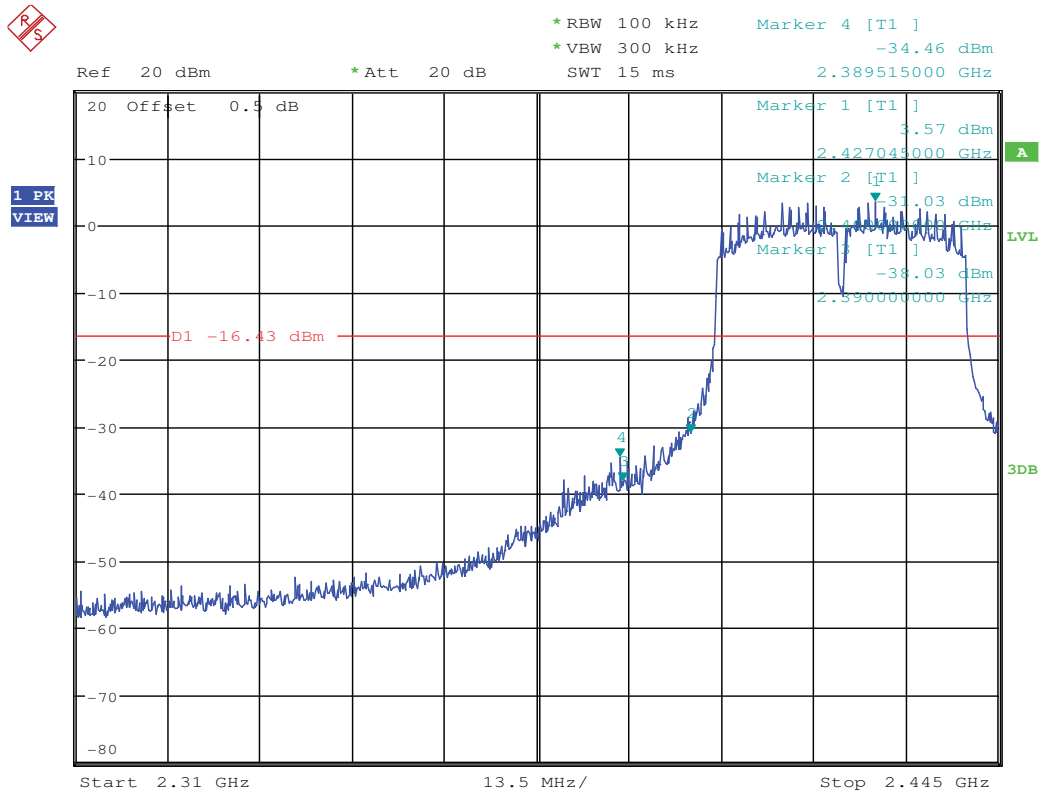


Band-edge for RF Conducted Emissions\_11N20SISO\_2462\_Ant1

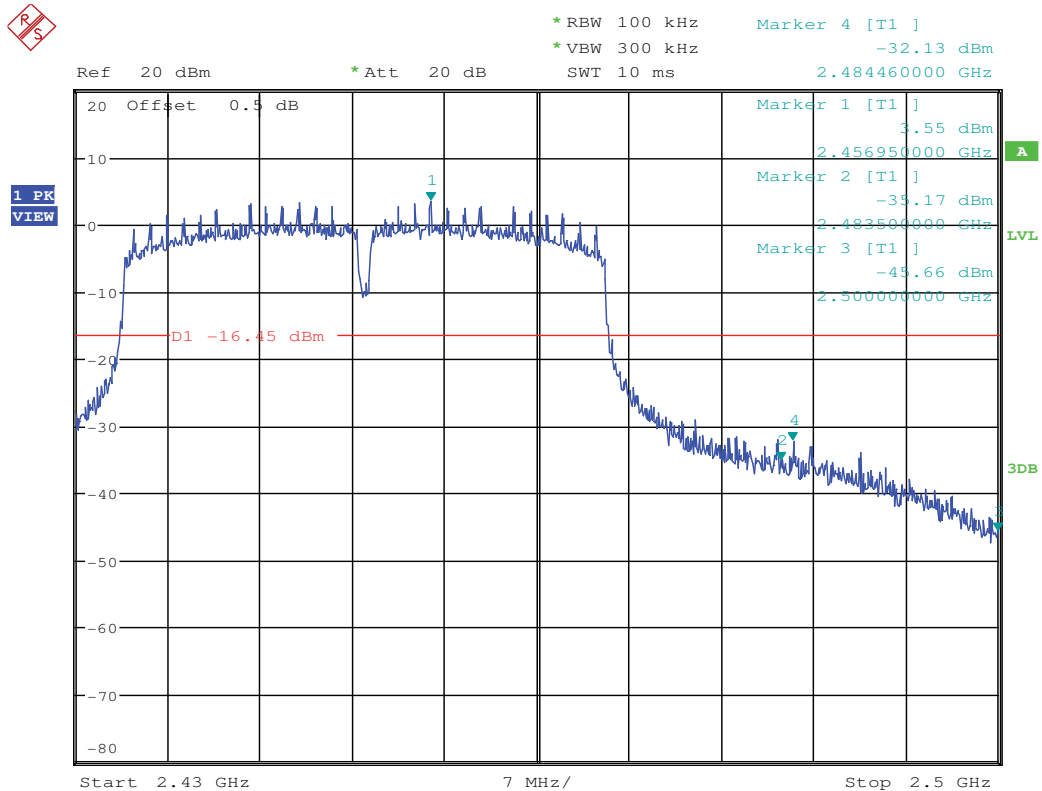




Band-edge for RF Conducted Emissions\_11N40SISO\_2422\_Ant1



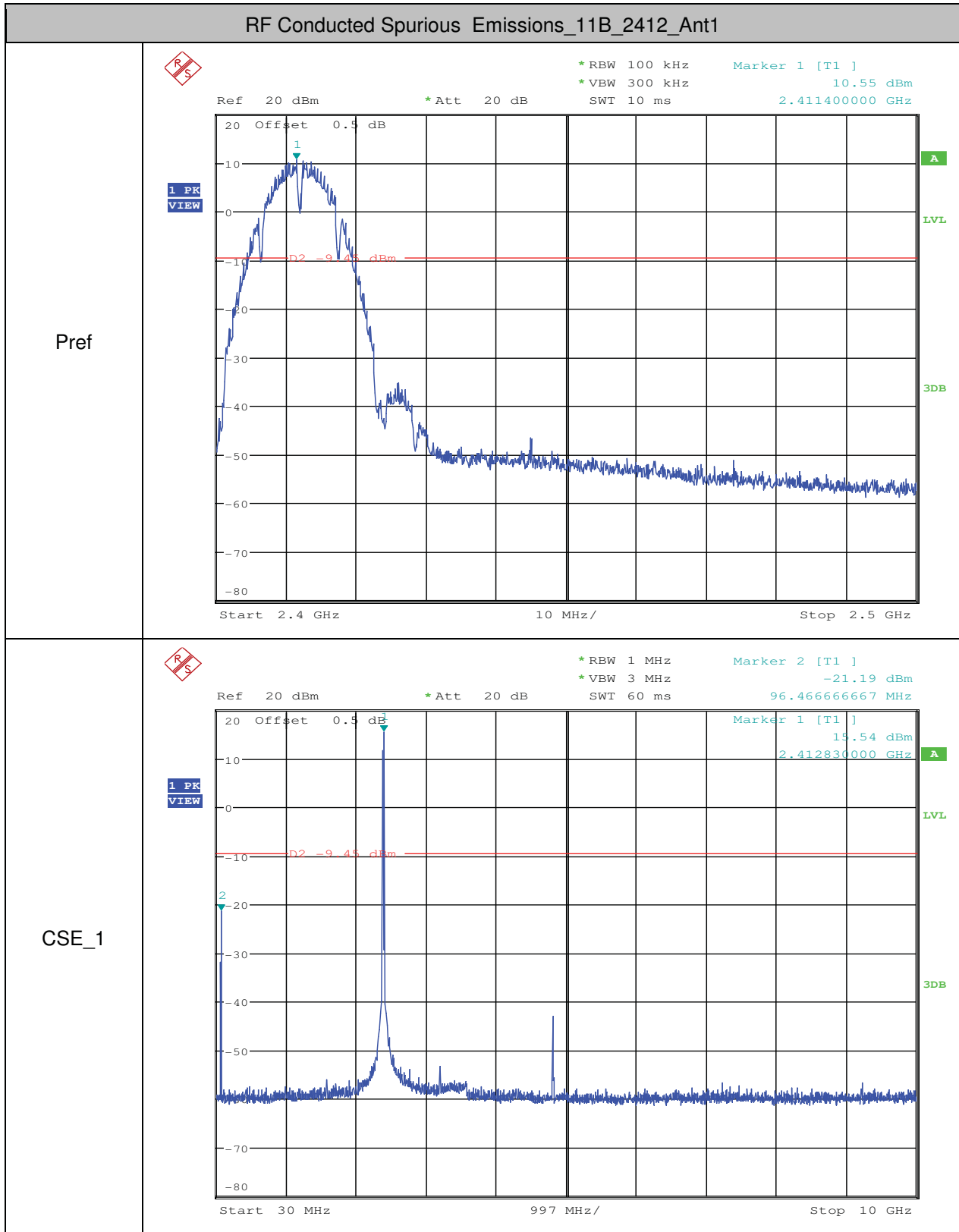
Band-edge for RF Conducted Emissions\_11N40SISO\_2452\_Ant1



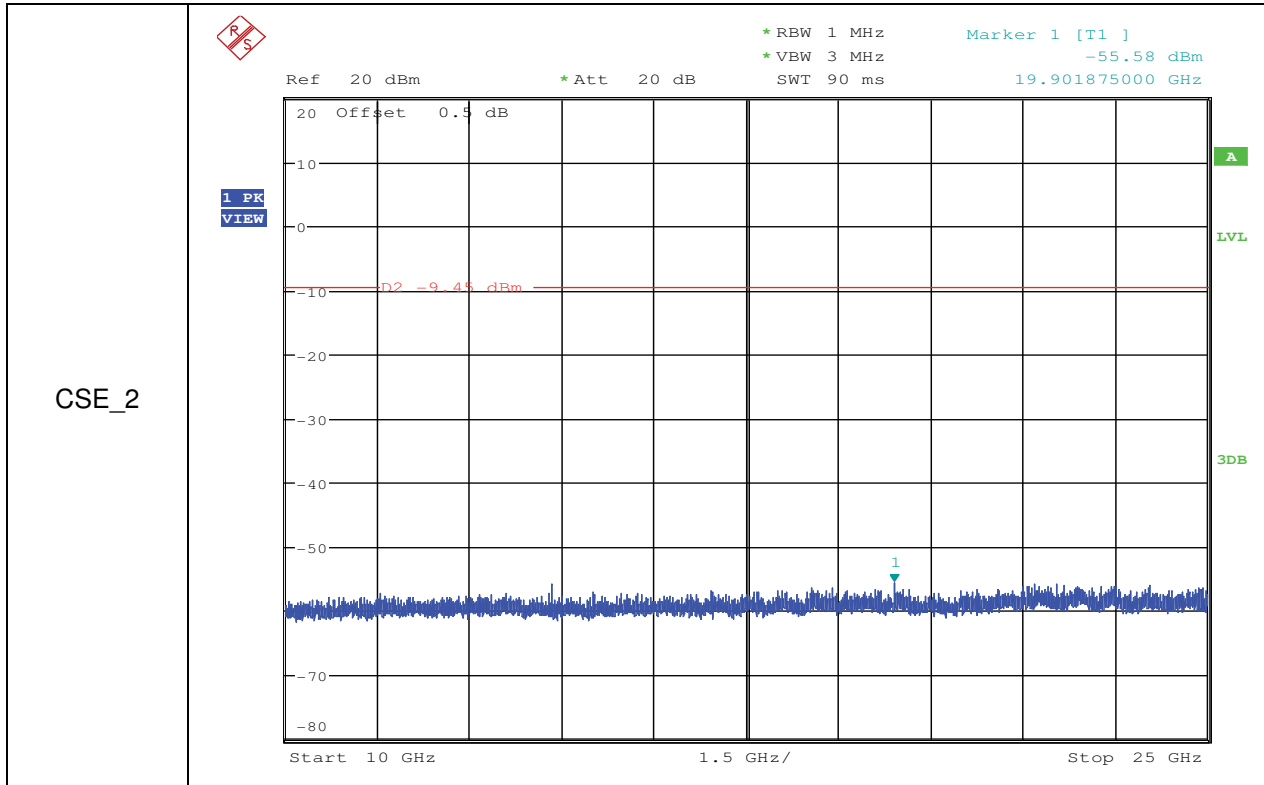


**5.RF Conducted Spurious Emissions**

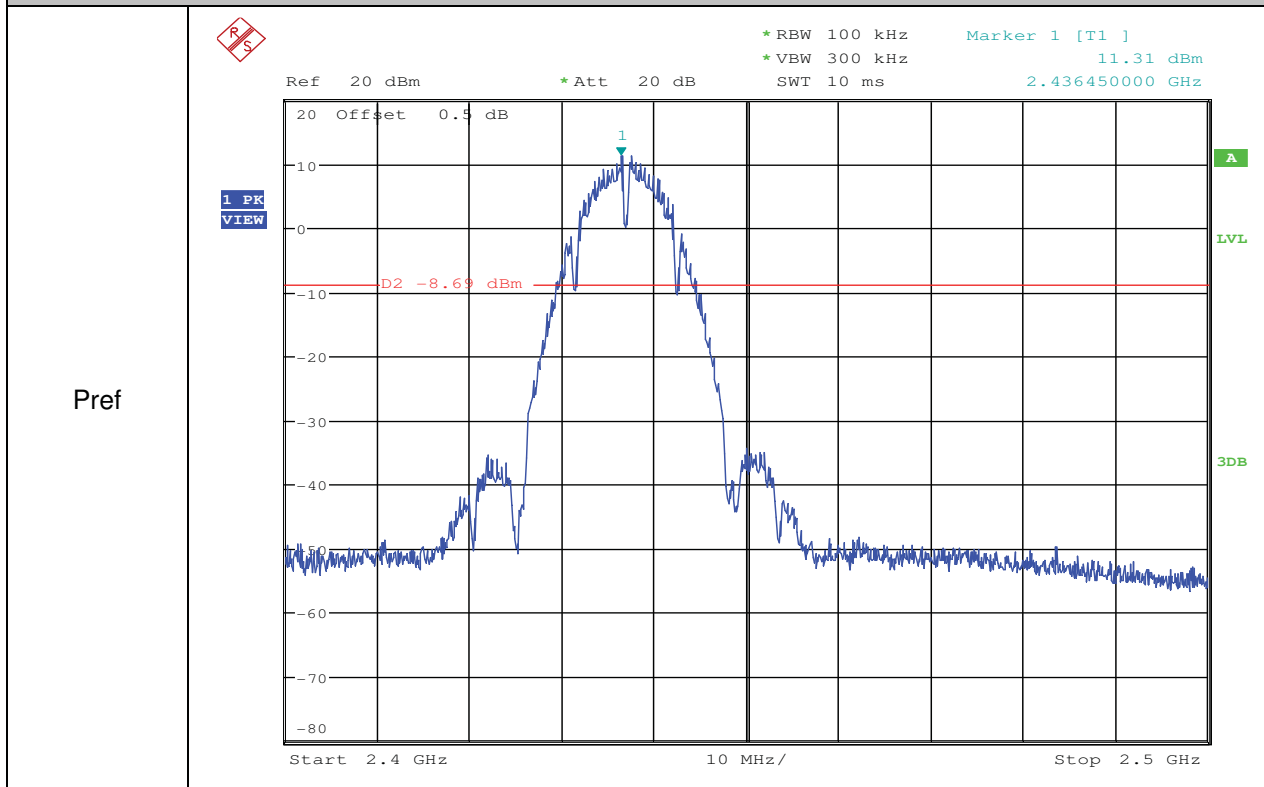
Test mode:	Test Channel	StartFre [MHz]	StopFre [MHz]	RBW [kHz]	VBW [kHz]	Pref[dBm]	Max. Level [dBm]	Limit [dBm]	Verdict
11B	2412	30	10000	1000	3000	10.55	-21.190	<-9.45	PASS
11B	2412	10000	25000	1000	3000	10.55	-55.580	<-9.45	PASS
11B	2437	30	10000	1000	3000	11.31	-21.730	<-8.69	PASS
11B	2437	10000	25000	1000	3000	11.31	-55.740	<-8.69	PASS
11B	2462	30	10000	1000	3000	11.13	-21.870	<-8.87	PASS
11B	2462	10000	25000	1000	3000	11.13	-55.360	<-8.87	PASS
11G	2412	30	10000	1000	3000	6.53	-26.210	<-13.47	PASS
11G	2412	10000	25000	1000	3000	6.53	-55.780	<-13.47	PASS
11G	2437	30	10000	1000	3000	6.69	-27.560	<-13.31	PASS
11G	2437	10000	25000	1000	3000	6.69	-55.640	<-13.31	PASS
11G	2462	30	10000	1000	3000	7.33	-26.550	<-12.67	PASS
11G	2462	10000	25000	1000	3000	7.33	-54.420	<-12.67	PASS
11N20SISO	2412	30	10000	1000	3000	6.64	-28.220	<-13.36	PASS
11N20SISO	2412	10000	25000	1000	3000	6.64	-55.540	<-13.36	PASS
11N20SISO	2437	30	10000	1000	3000	6.94	-28.150	<-13.06	PASS
11N20SISO	2437	10000	25000	1000	3000	6.94	-55.100	<-13.06	PASS
11N20SISO	2462	30	10000	1000	3000	6.51	-25.710	<-13.49	PASS
11N20SISO	2462	10000	25000	1000	3000	6.51	-55.300	<-13.49	PASS
11N40SISO	2422	30	10000	1000	3000	3.09	-31.250	<-16.91	PASS
11N40SISO	2422	10000	25000	1000	3000	3.09	-55.550	<-16.91	PASS
11N40SISO	2437	30	10000	1000	3000	3.54	-30.960	<-16.46	PASS
11N40SISO	2437	10000	25000	1000	3000	3.54	-55.550	<-16.46	PASS
11N40SISO	2452	30	10000	1000	3000	3.41	-31.410	<-16.59	PASS
11N40SISO	2452	10000	25000	1000	3000	3.41	-54.290	<-16.59	PASS

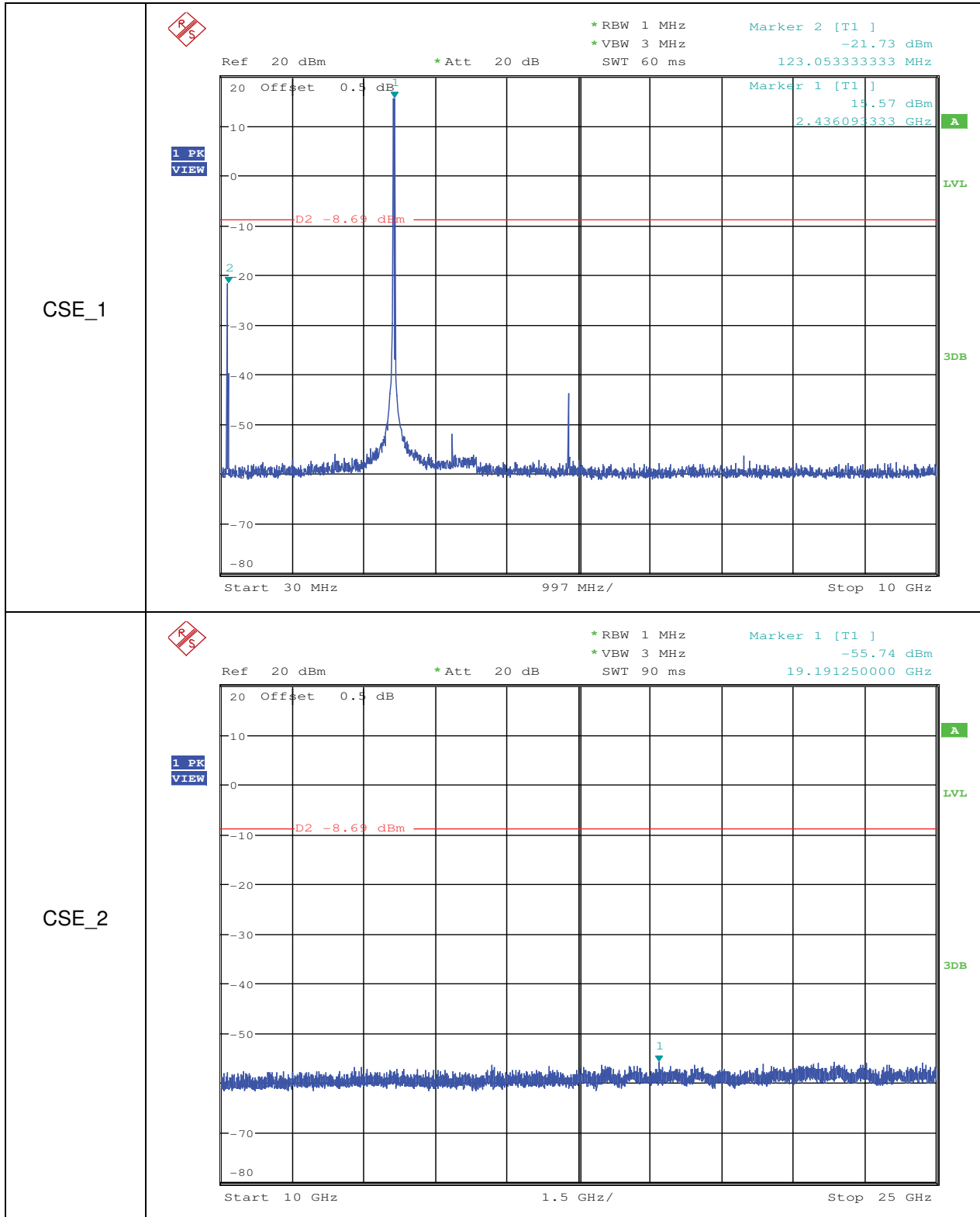


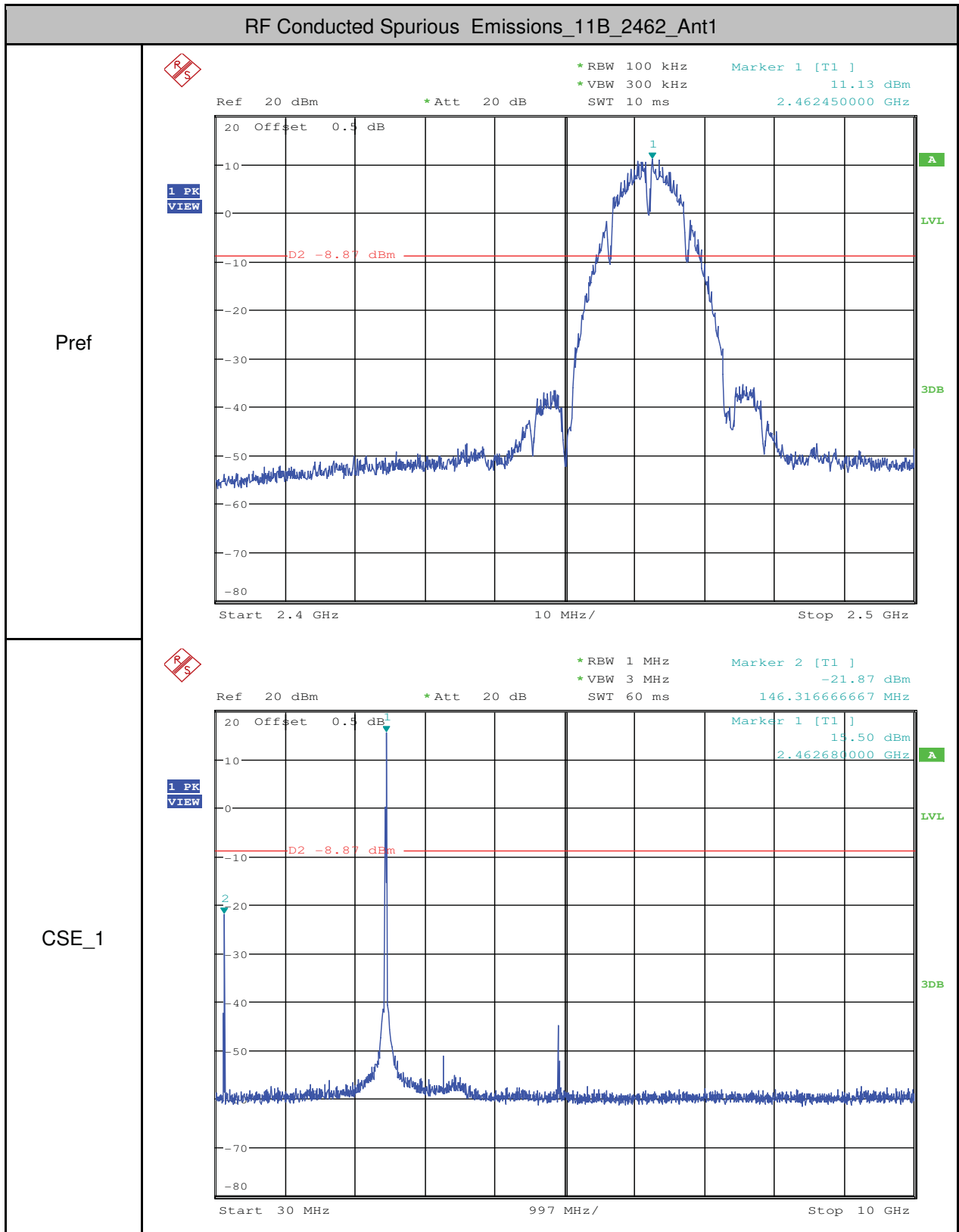




RF Conducted Spurious Emissions\_11B\_2437\_Ant1

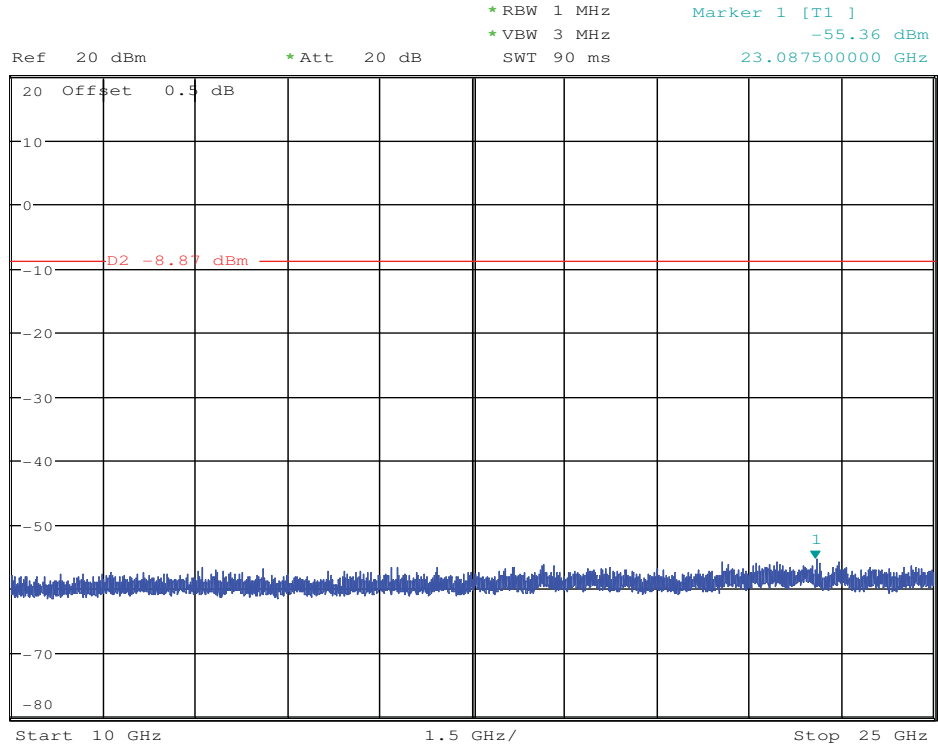






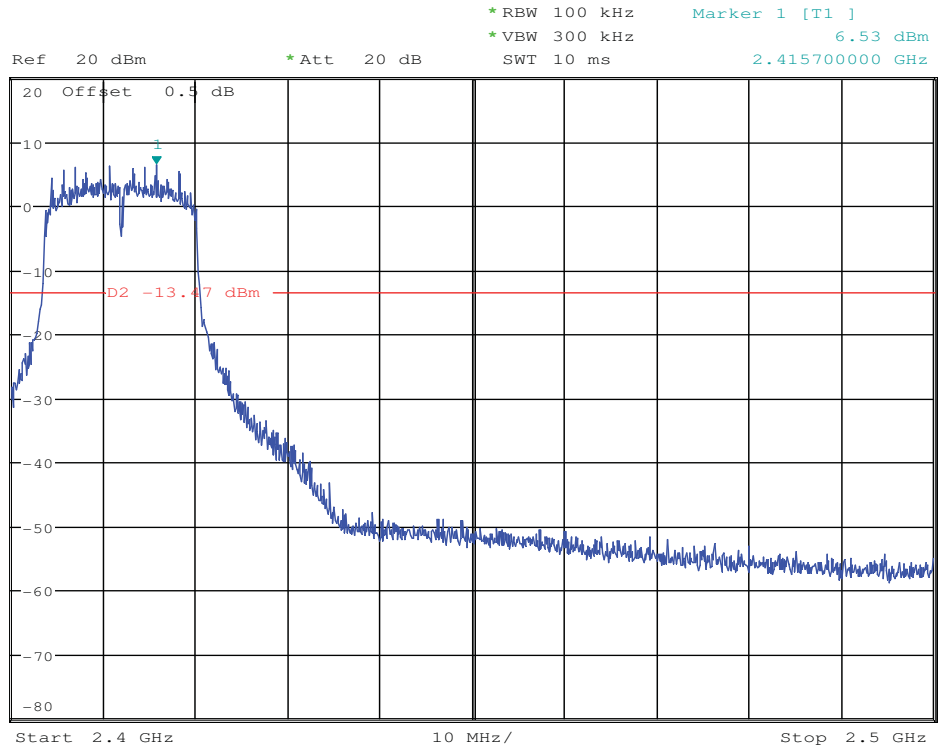


CSE\_2



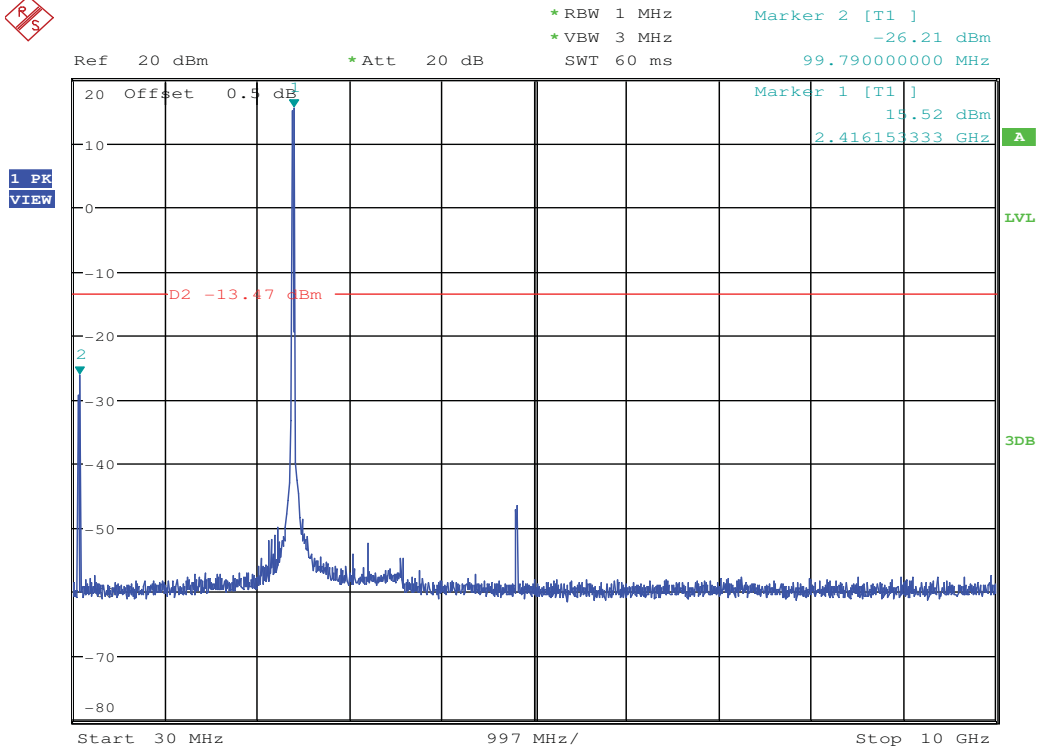
RF Conducted Spurious Emissions\_11G\_2412\_Ant1

Pref

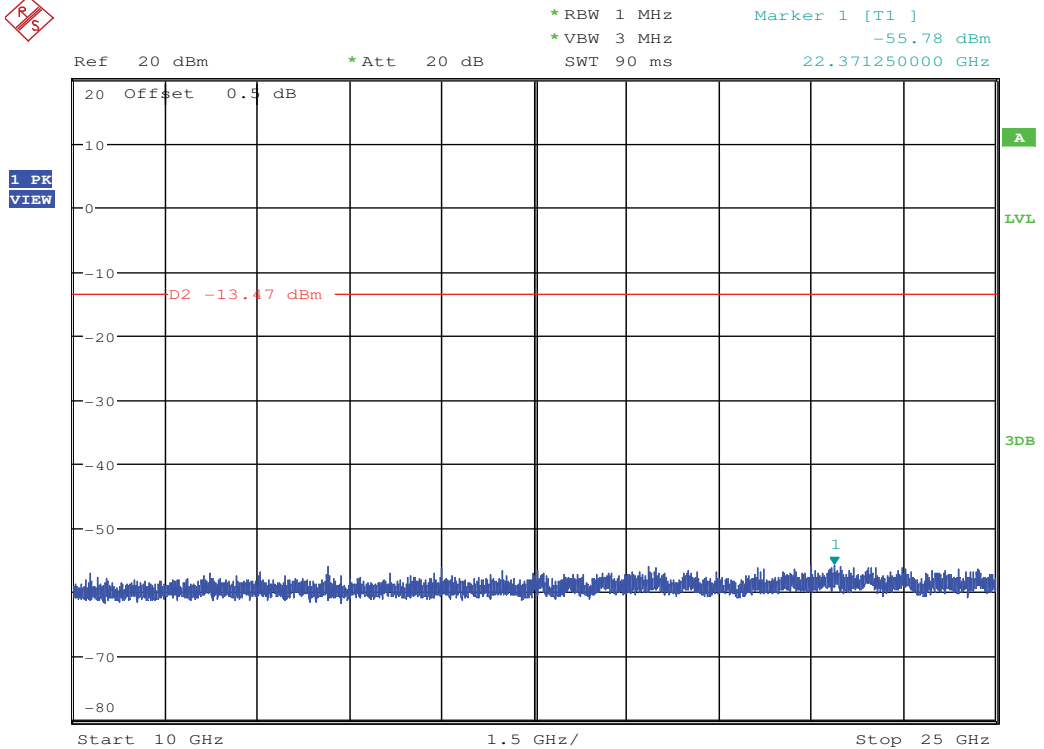


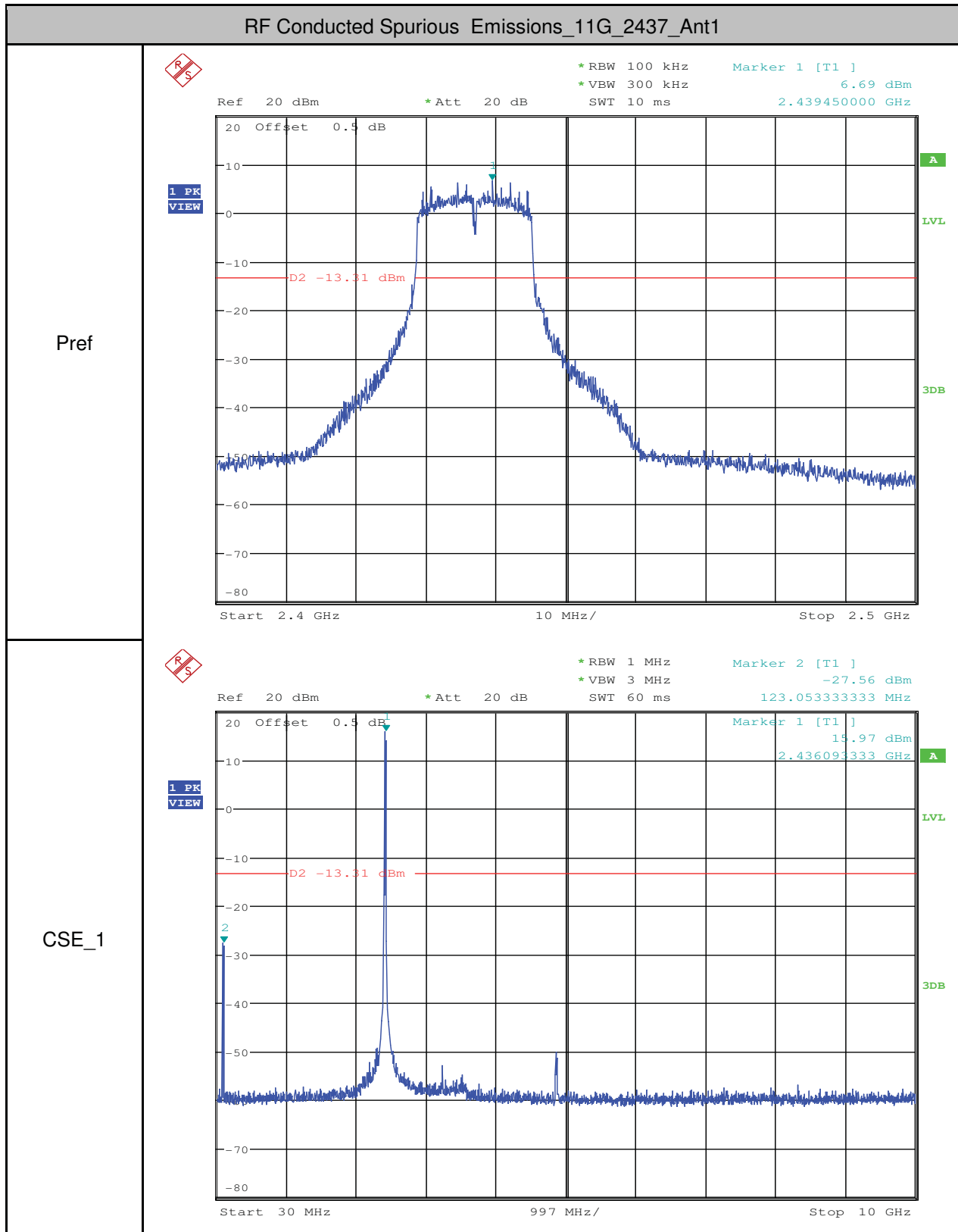


CSE\_1



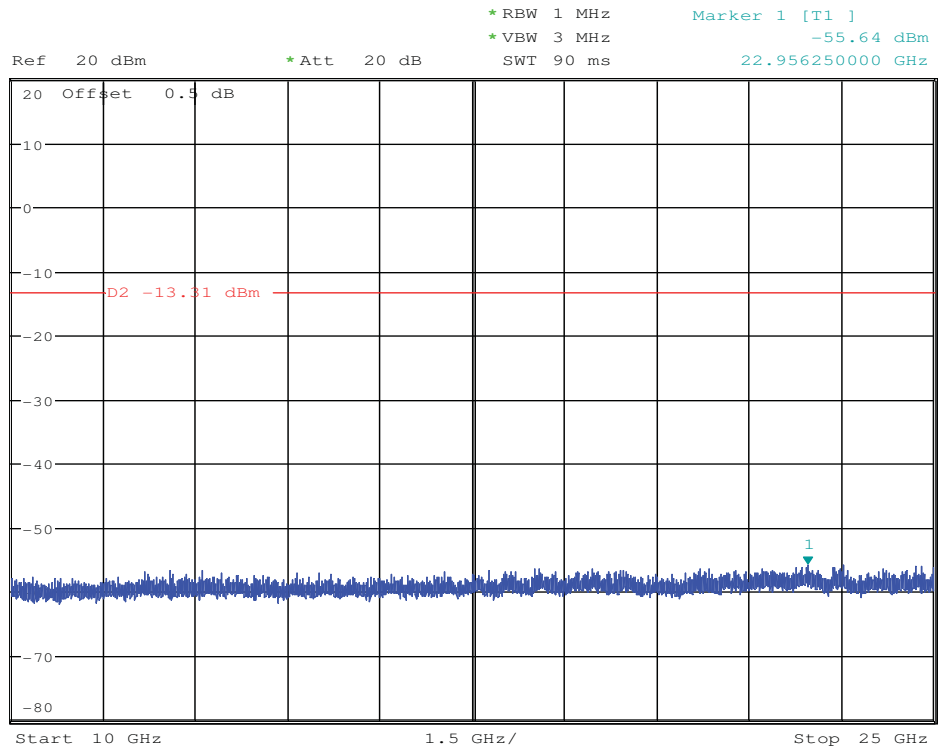
CSE\_2





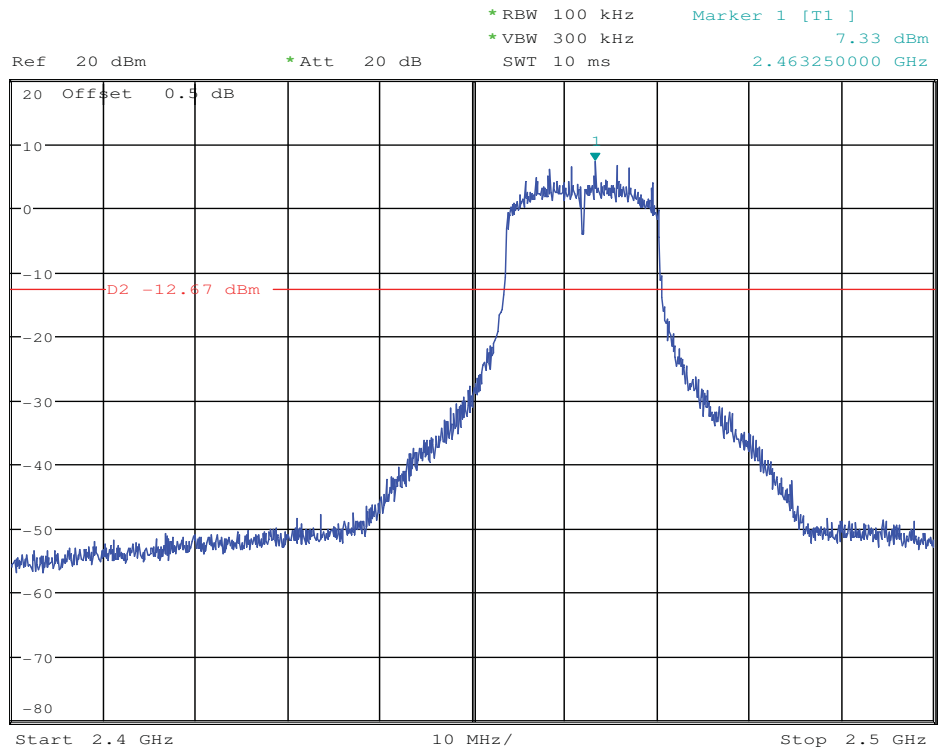


CSE\_2



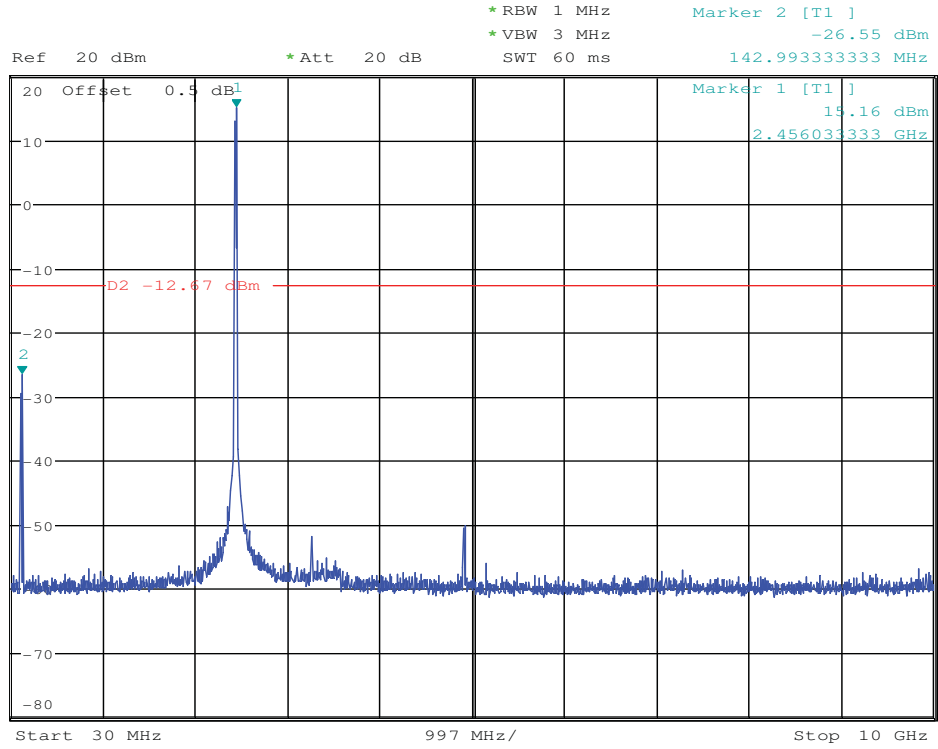
RF Conducted Spurious Emissions\_11G\_2462\_Ant1

Pref

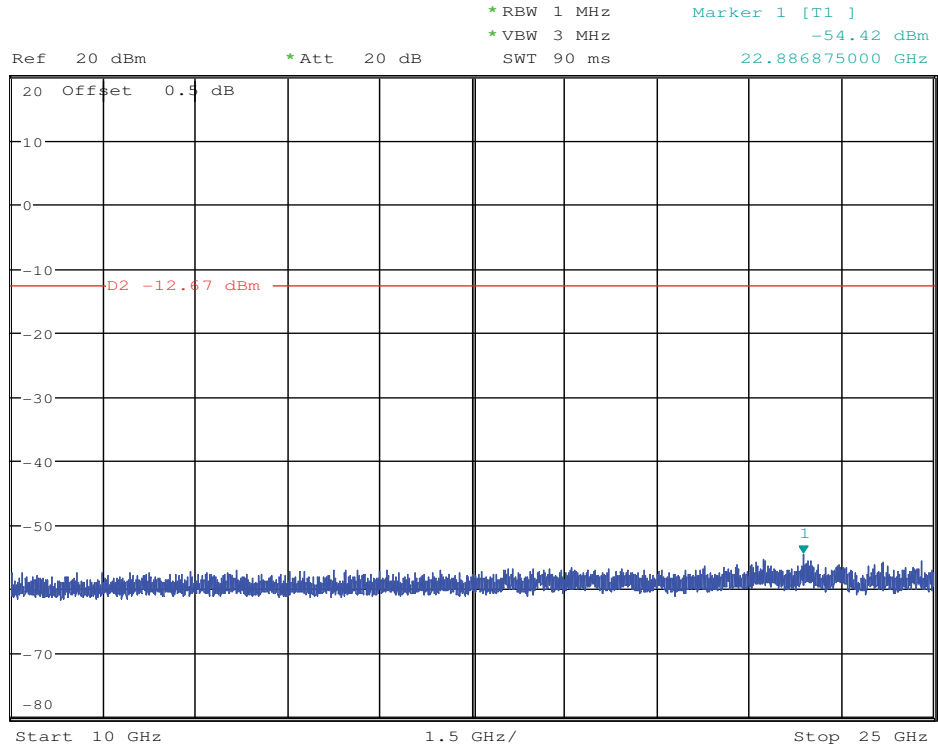




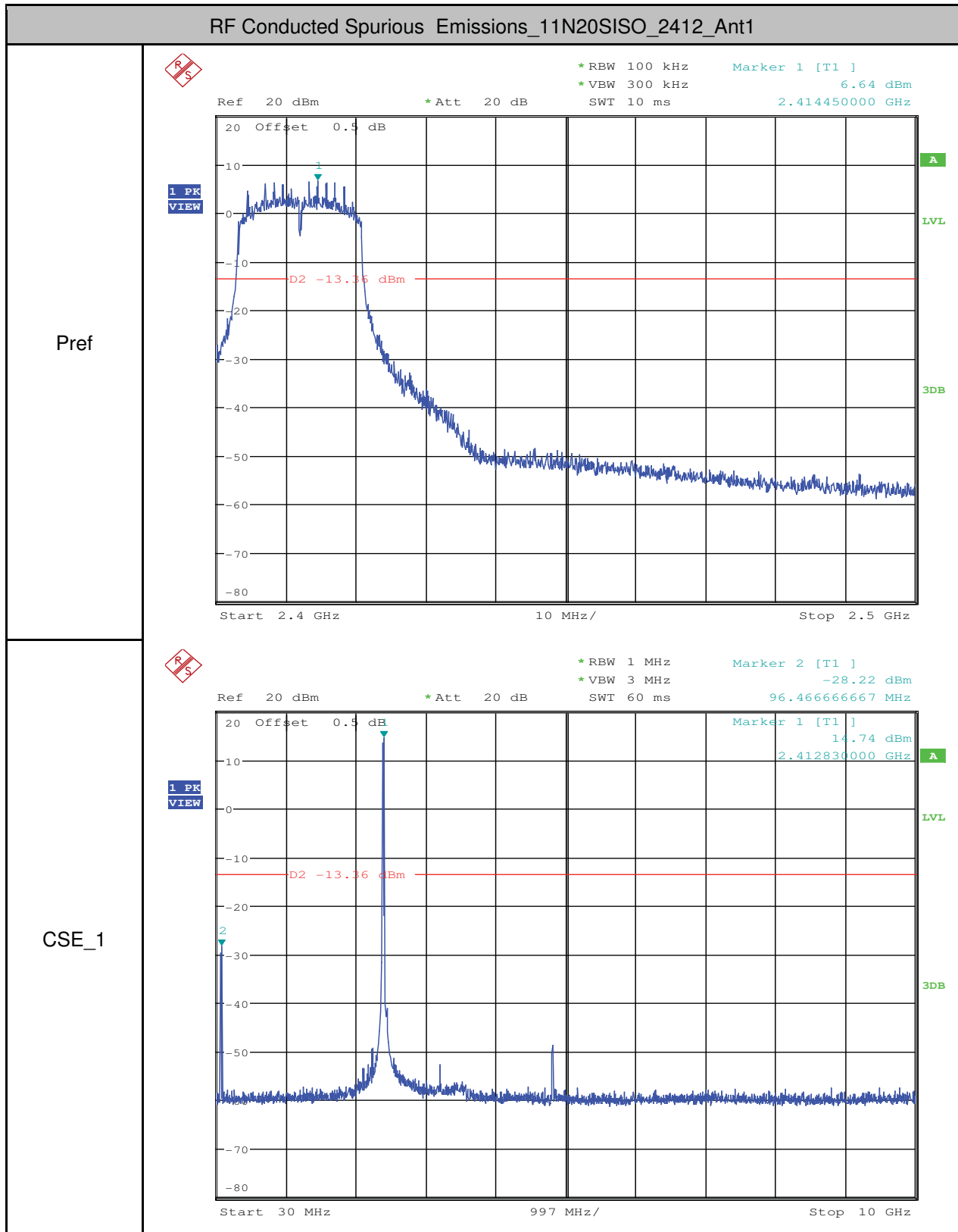
CSE\_1



CSE\_2

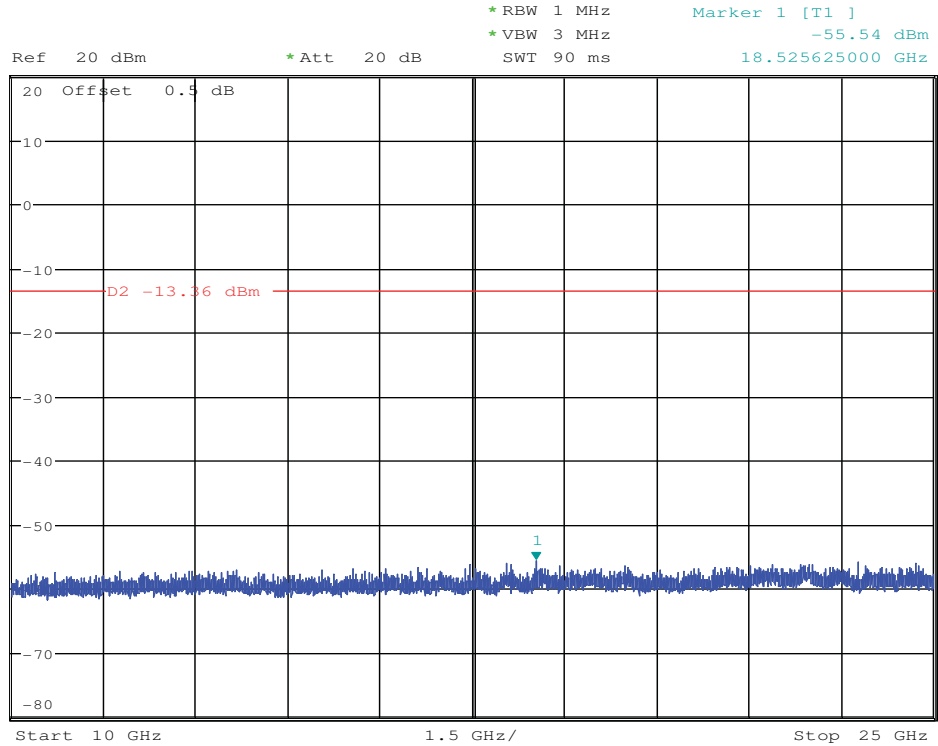






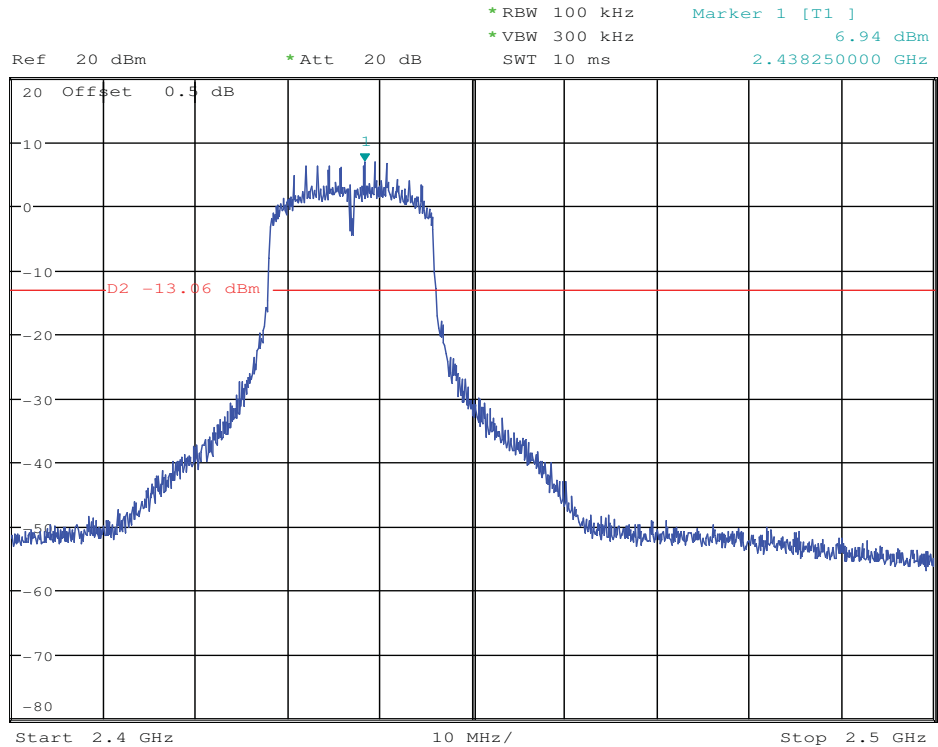


CSE\_2



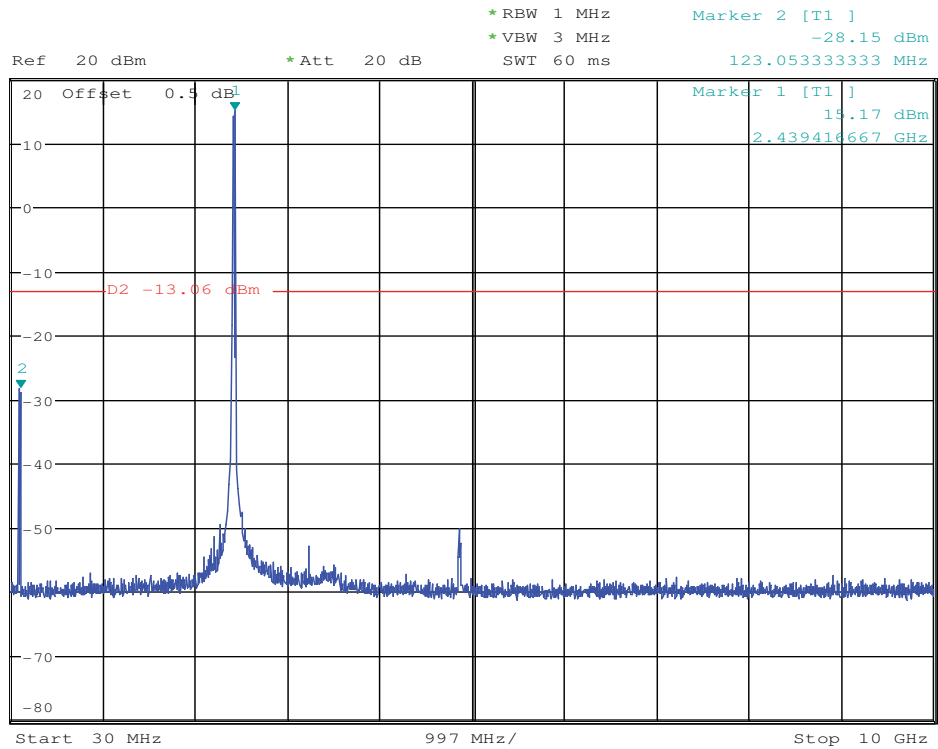
RF Conducted Spurious Emissions\_11N20SISO\_2437\_Ant1

Pref

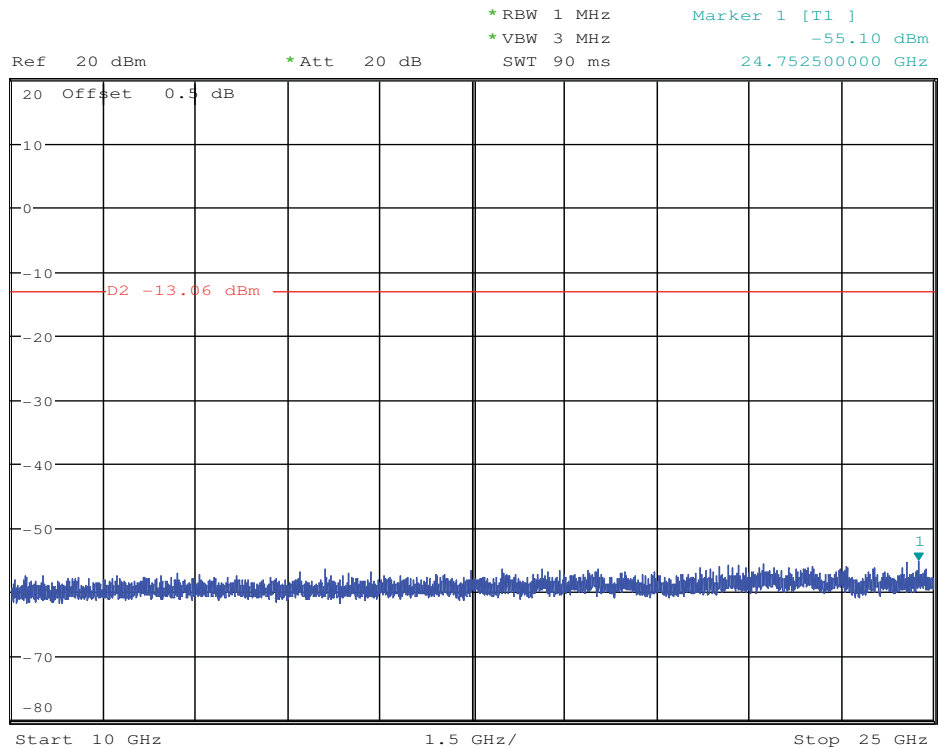


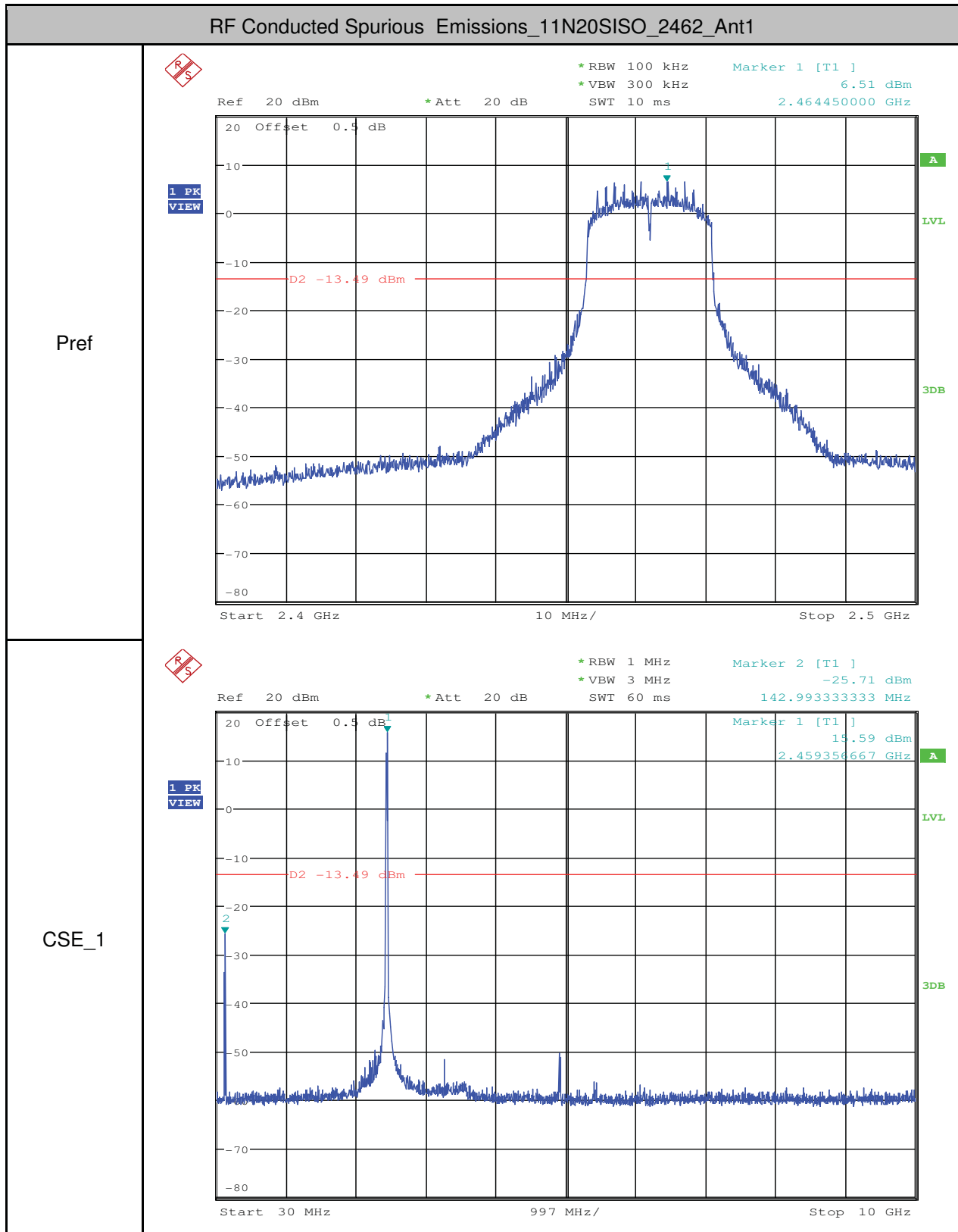


CSE\_1



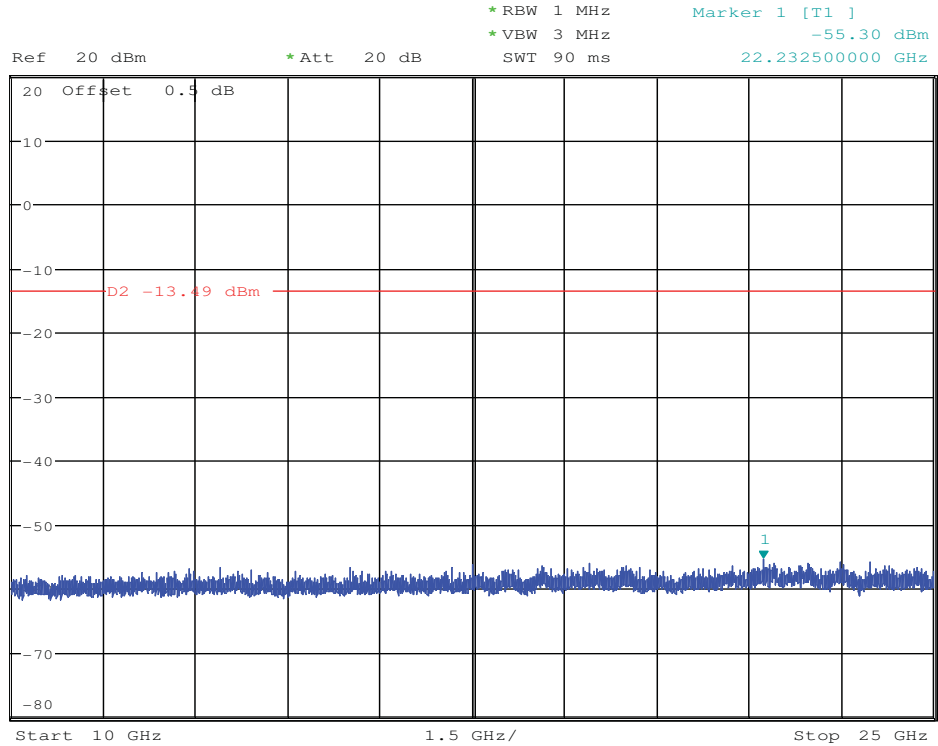
CSE\_2





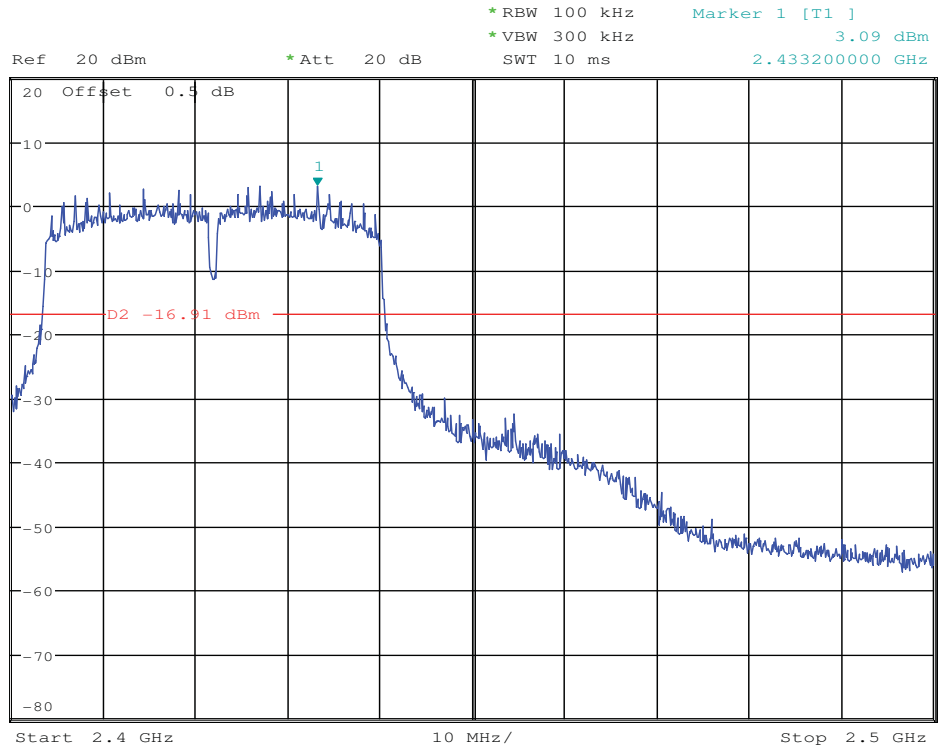


CSE\_2



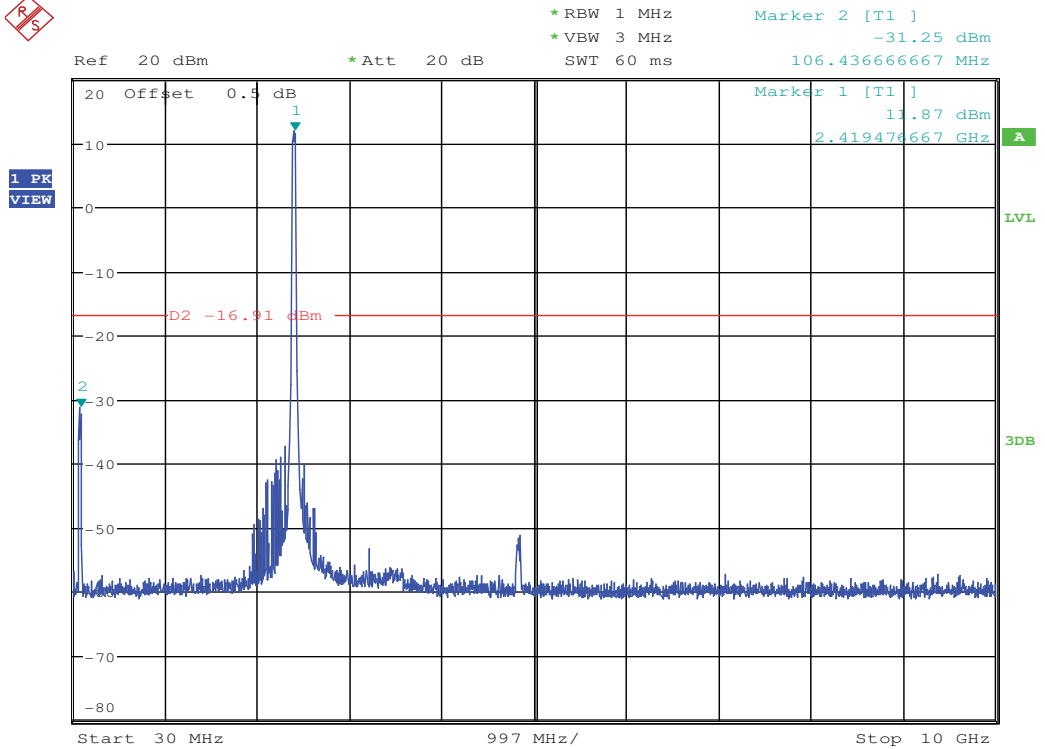
RF Conducted Spurious Emissions\_11N40SISO\_2422\_Ant1

Pref

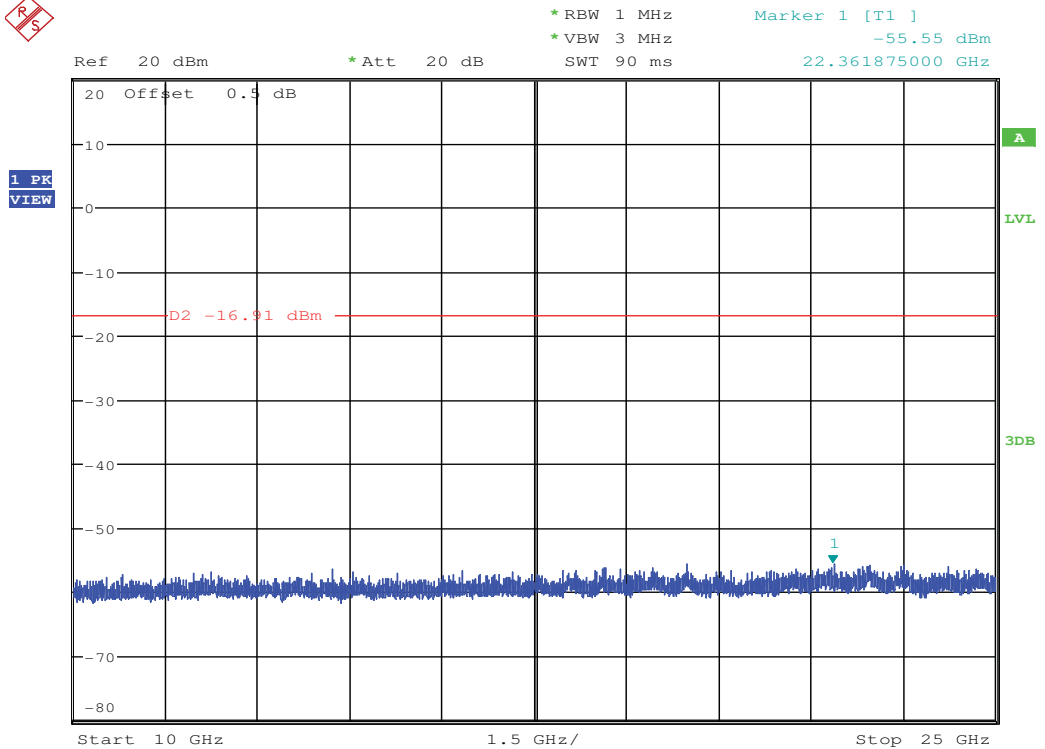


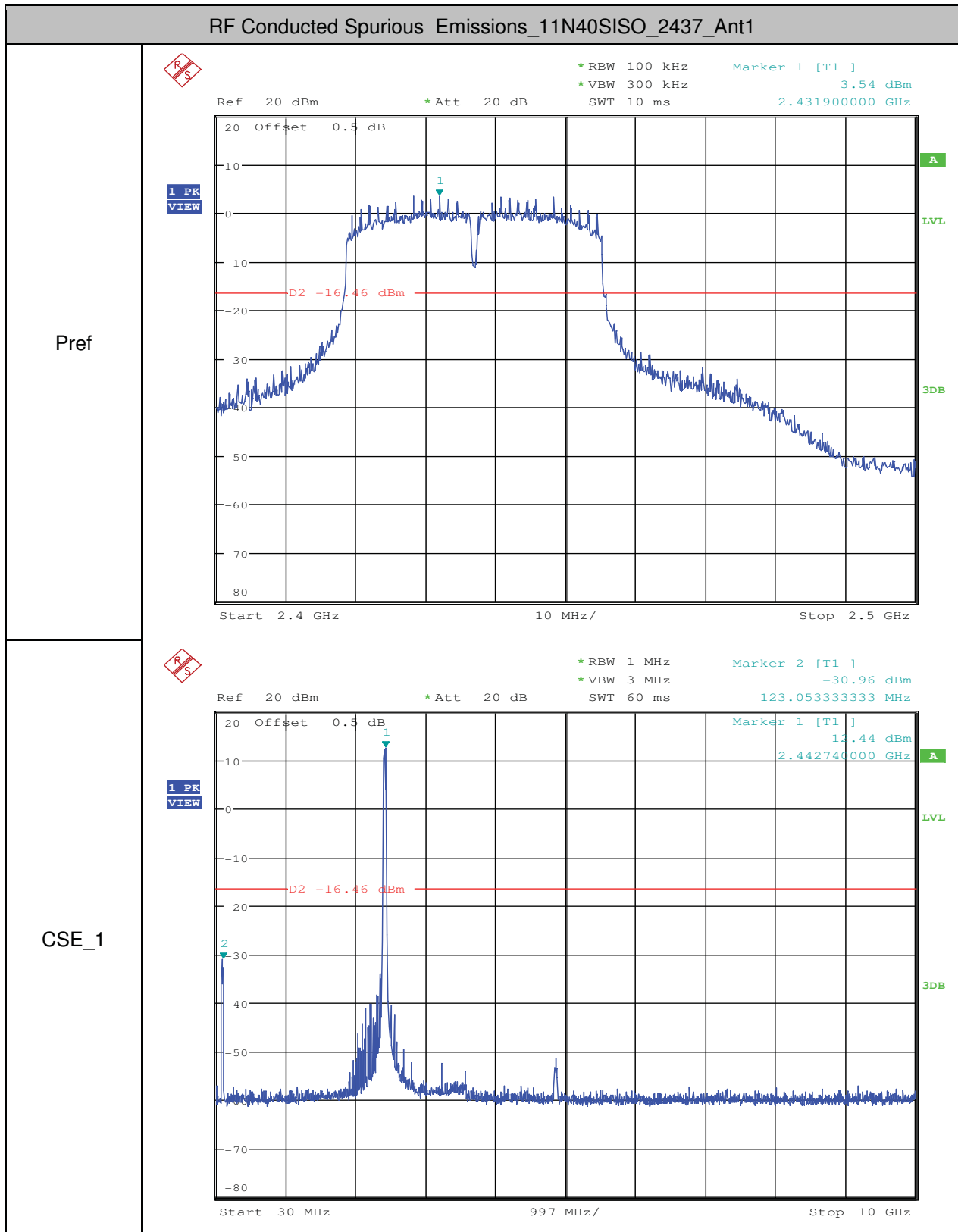


CSE\_1



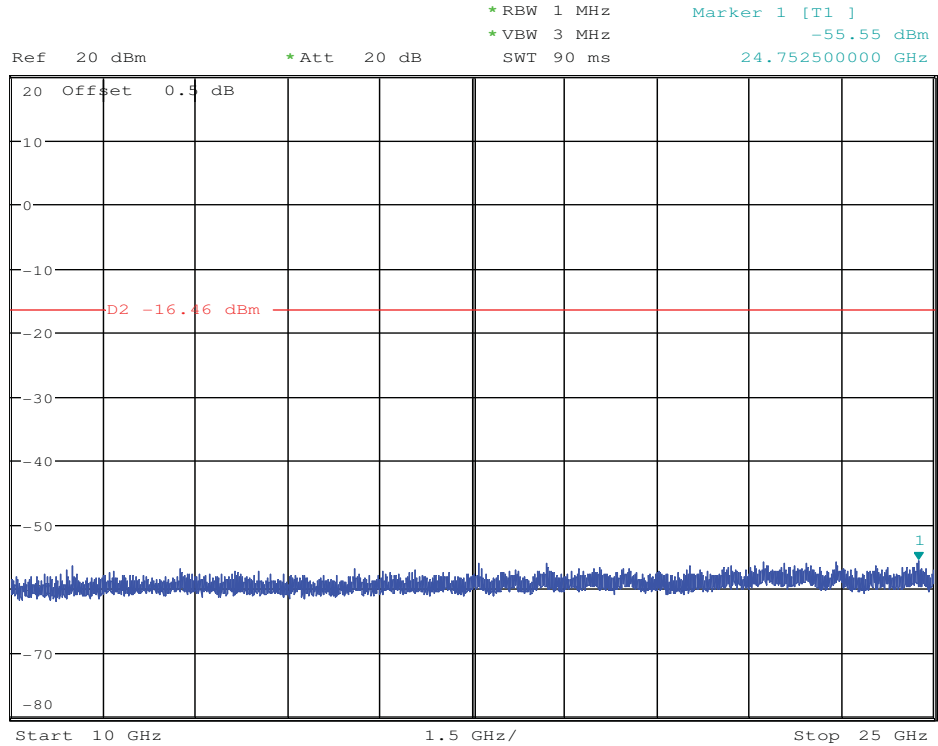
CSE\_2





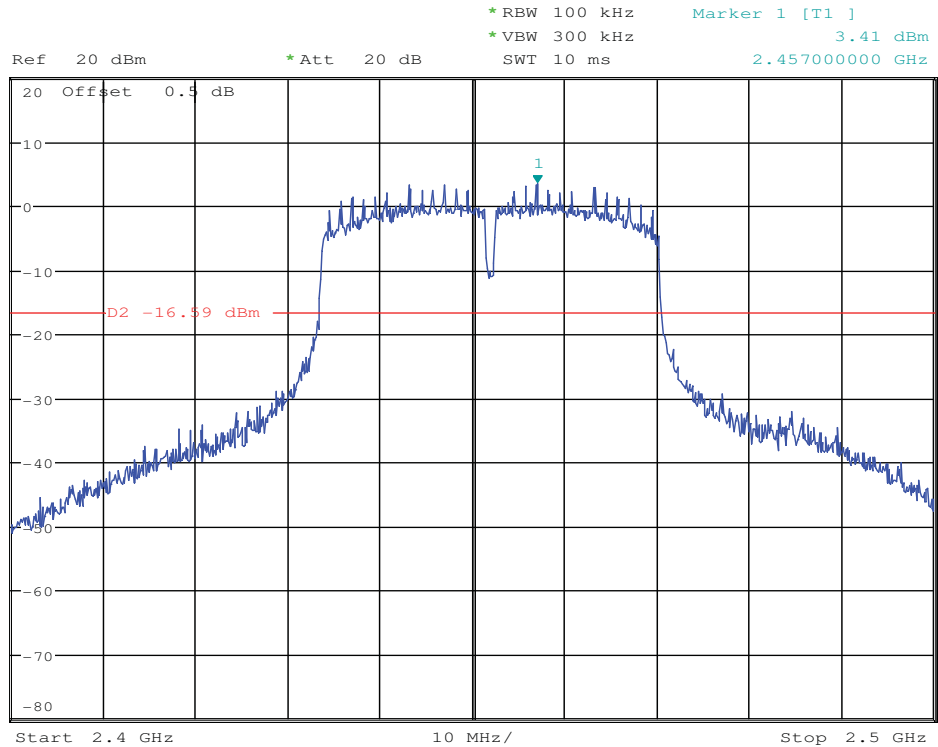


CSE\_2



RF Conducted Spurious Emissions\_11N40SISO\_2452\_Ant1

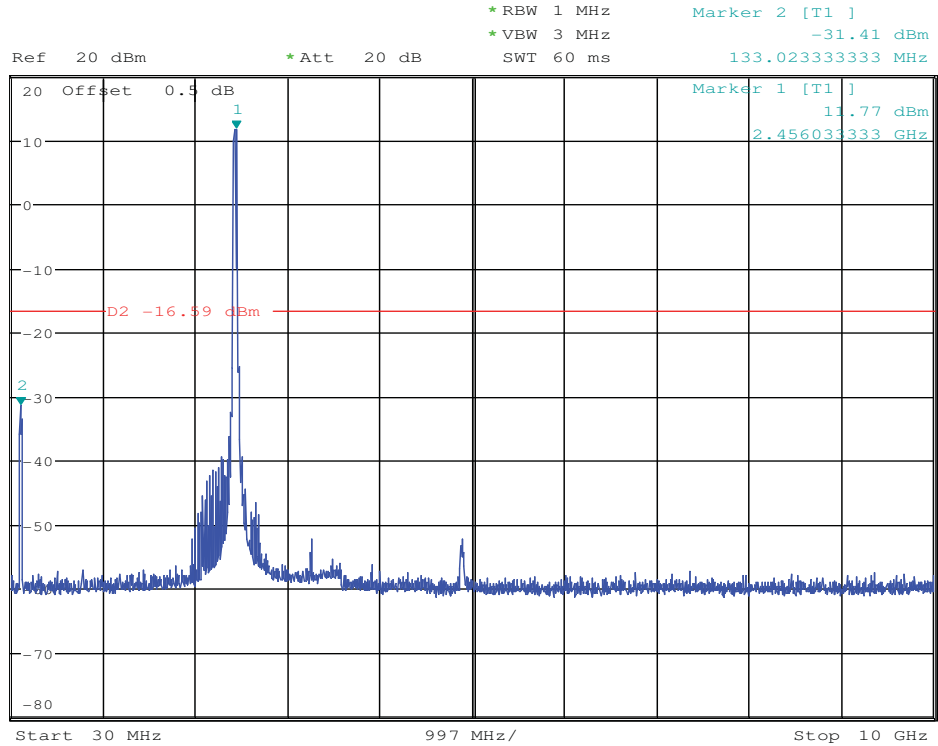
Pref



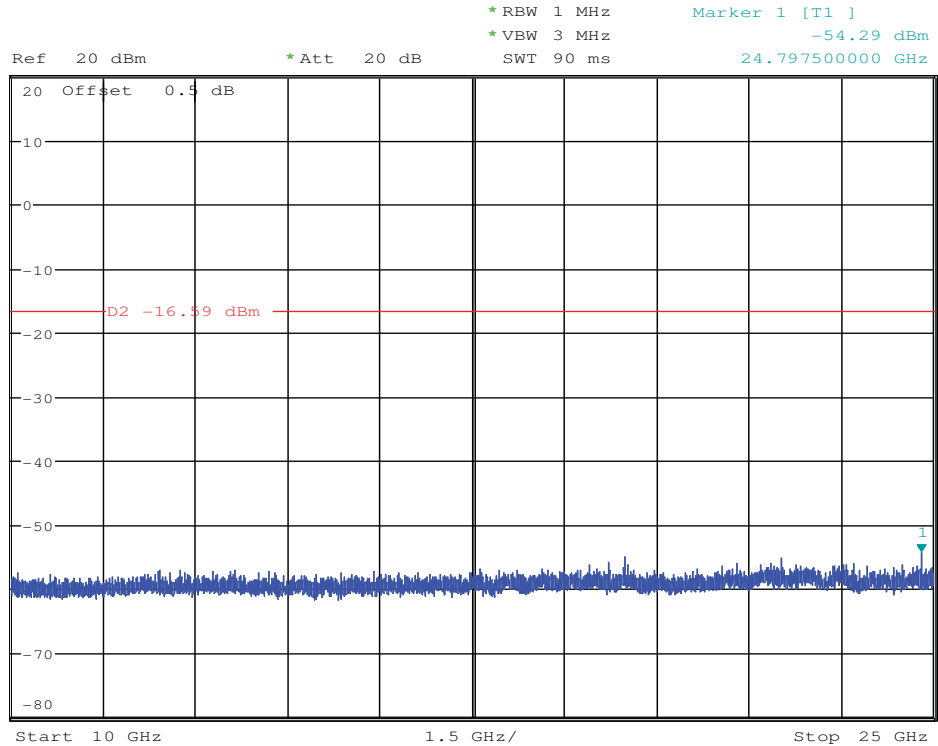




CSE\_1



CSE\_2



- End of the Report -