


Internal Photos FLIR-T5590 camera.



*Figur 1 FLIR-T5590*



*Figur 2 Plastic cover removed.*



Figur 3 Radio board PIWI4




Figur 4 Radio board PIWI4, bottom side.




*Figur 5 PIWI4 and PIVF4 board removed.*



*Figur 6 Radiometric unit removed.*



*Figur 7 Display unit taken apart.*



*Figur 8 Computer board.*