

Measurements Results

No.1-5618/22-01-10_Annex_MR

Test logging

This document is electronically signed and valid without handwritten signature.
For verification of the electronic signatures, the public keys can be requested at the testing laboratory.

Document authorized:

Test/s performed:

Marco Bertolino
Supervisor Radio Services
Radio Labs

Andreas Kurzkurt
Testing Manager
Radio Labs

Table of Content

EUT Information	3
FCC 15.247 # Bandwidth 6dB DTS ~ WLAN2G4 g mode	4
FCC 15.247 # Peak psd DTS ~ WLAN2G4 g mode	6
FCC 15.247, ISED RSS247 # Bandwidth 99PCT and 20dB ~ WLAN2G4 g mode	8
FCC 15.247 # TX spurious conducted 20dBc ~ WLAN2G4 g mode	12
FCC 15.247 # Restricted band edge conducted avg DC corrected DTS (eirp) ~ WLAN2G4 g mode	15
FCC 15.247 # Peak output power PM DTS ~ WLAN2G4 g mode	18
FCC 15.247 # Bandwidth 6dB DTS ~ WLAN2G4 g mode	20
FCC 15.247 # Peak psd DTS ~ WLAN2G4 g mode	22
FCC 15.247, ISED RSS247 # Bandwidth 99PCT and 20dB ~ WLAN2G4 g mode	24
FCC 15.247 # TX spurious conducted 20dBc ~ WLAN2G4 g mode	28
FCC 15.247 # Peak output power PM DTS ~ WLAN2G4 g mode	31
FCC 15.247 # Bandwidth 6dB DTS ~ WLAN2G4 g mode	33
FCC 15.247 # Peak psd DTS ~ WLAN2G4 g mode	35
FCC 15.247, ISED RSS247 # Bandwidth 99PCT and 20dB ~ WLAN2G4 g mode	37
FCC 15.247 # TX spurious conducted 20dBc ~ WLAN2G4 g mode	41
FCC 15.247 # Restricted band edge conducted avg DC corrected DTS (eirp) ~ WLAN2G4 g mode	44
FCC 15.247 # Peak output power PM DTS ~ WLAN2G4 g mode	47

EUT Information

EUT DEFINITION

Manufacturer	Teledyne Flir
Type	Flir-E1330
Serial Number	Prot 2.12
Setup Number	1.0
Version SW	NI
Version FW	NI
Version HW	NI
Comment 1	
Comment 2	
Temperature [°C] Min	-15
Temperature [°C] Nom	20
Temperature [°C] Max	40
Voltage [V] Min	3.3
Voltage [V] Nom	3.7
Voltage [V] Max	4.2

FCC 15.247 # Bandwidth 6dB DTS ~ WLAN2G4 g mode

Test References

TC Start	11.05.2023 11:48:01
Ambit Temp [°C] Humidity [rel%]	22.5 43
System Version	4.0.1.0
Test Specification	FCC 15.247 -
Test Method	
TC Version	0.0.1
My Description	FCC 15.247 Bandwidth 6dB DTS - WLAN2G4 g mode
Add. Information	

EUT Common Settings WLAN2G4

Number of Antenna Ports	1
User Interaction	No

Test Parameter

Technology to test	WLAN2G4 g mode
Antenna Port used	1
Temperature	nom
Voltage	nom
Frequency low to test	True Freq [MHz] 2412
Frequency mid to test	False Freq [MHz] 2437
Frequency high to test	False Freq [MHz] 2462
Auto Control enabled Power Supply Climatic Box	No No
Additional Path Loss [dB]	0
Switched Path	EUT - SignalingUnit - SpectrumAnalyzer

Test Equipment

Signal analyzer,Rohde&Schwarz,FSV-40,1307.9002K40/101042,3.70
Switch matrix,CTCadvanced,SPM-4 NI DAQ,28016133,NI

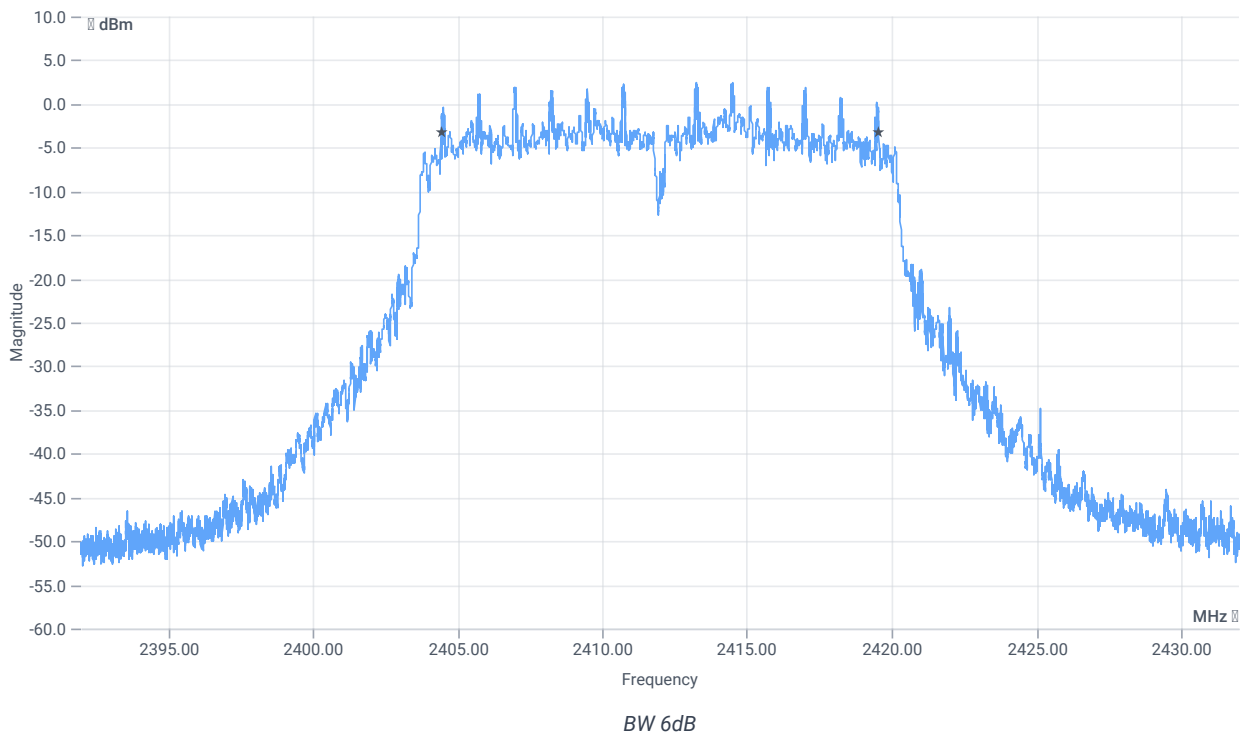
Test at TX 2412 MHz

RESULT: Reference Power cond.

Test Description	Lower Limit	Upper Limit	Measured	Unit	Verdict
Ref. Power 1MHz/1MHz cond.	--	--	10.13	dBm	INFO
Ref. Frequency	--	--	2413.100	MHz	INFO

READ SA SETTINGS:

RefLevel [dBm] RefLevelOffset [dB] InpAtt [dB]	15.13 13.73 20
Start [MHz] Stop [MHz]	2392.000 2432.000
RBW [MHz] VBW [MHz]	0.100000 0.300000
Detector TraceMode	POS MAXH
Sweep: Time [ms] Count Points per Section Type	50 200 10001 SWE



RESULT

Test Description	Lower Limit	Upper Limit	Measured	Unit	Verdict
DTS Bandwidth (6dB)	500	--	15128	kHz	PASS

Verdict

PASS

FCC 15.247 # Peak psd DTS ~ WLAN2G4 g mode

Test References

TC Start	11.05.2023 11:48:35
Ambit Temp [°C] Humidity [rel%]	22.5 42
System Version	4.0.1.0
Test Specification	FCC 15.247 -
Test Method	DTS: KDB 558074 D01 V05 - Chapter 8.4 DTS maximum power spectral density level in the fundamental emission
TC Version	0.0.1
My Description	FCC 15.247 Peak psd DTS - WLAN2G4 g mode
Add. Information	

EUT Common Settings WLAN2G4

Number of Antenna Ports	1
User Interaction	No

Test Parameter

Technology to test	WLAN2G4 g mode
Antenna Port used	1
Temperature	nom
Voltage	nom
Frequency low to test	True Freq [MHz] 2412
Frequency mid to test	False Freq [MHz] 2437
Frequency high to test	False Freq [MHz] 2462
Auto Control enabled Power Supply Climatic Box	No No
Additional Path Loss [dB]	0
Switched Path	EUT - SignalingUnit - SpectrumAnalyzer

Test Equipment

Signal analyzer,Rohde&Schwarz,FSV-40,1307.9002K40/101042,3.70
Switch matrix,CTCadvanced,SPM-4 NI DAQ,28016133,NI

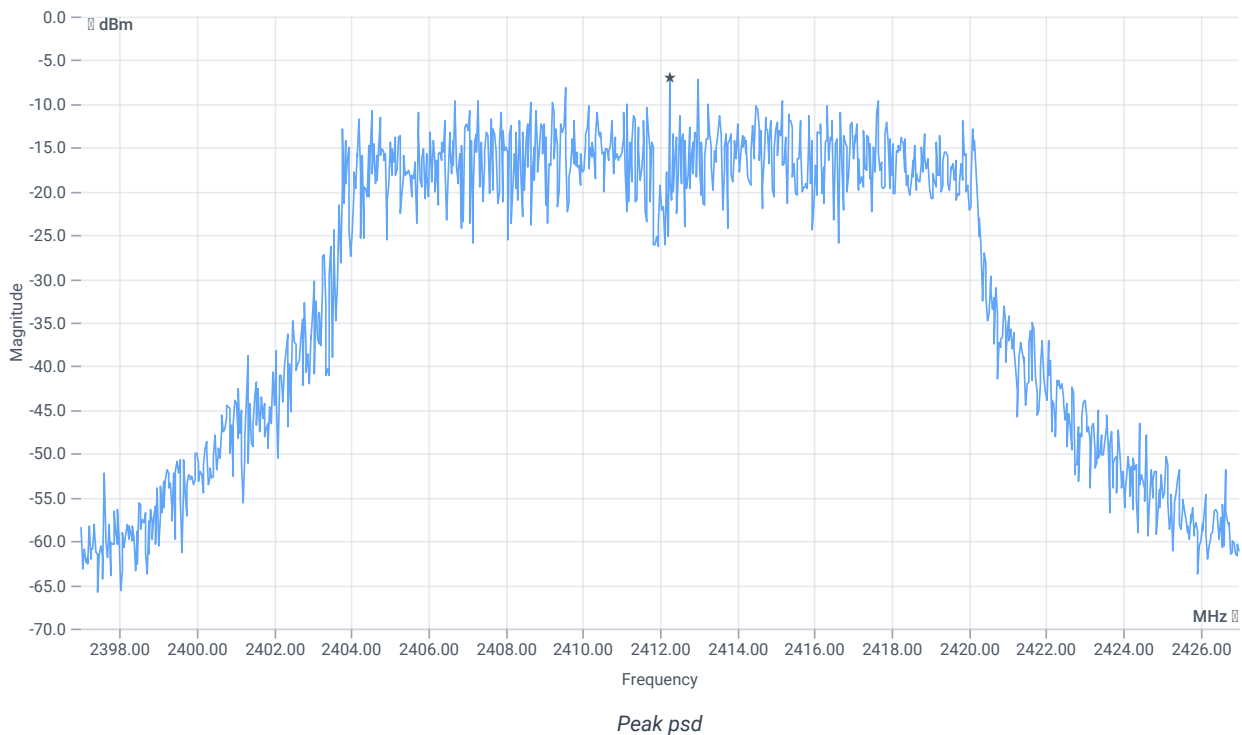
Test at TX 2412 MHz

RESULT: Reference Power cond.

Test Description	Lower Limit	Upper Limit	Measured	Unit	Verdict
Ref. Power 1MHz/1MHz cond.	---	---	10.09	dBm	INFO
Ref. Frequency	---	---	2413.100	MHz	INFO

READ SA SETTINGS:

RefLevel [dBm] RefLevelOffset [dB] InpAtt [dB]	15.09 13.73 20
Start [MHz] Stop [MHz]	2397.000 2427.000
RBW [MHz] VBW [MHz]	0.003000 0.010000
Detector TraceMode	POS MAXH
Sweep: Time [ms] Count Points per Section Type	1000 20 1001 SWE



RESULT

Test Description	Lower Limit	Upper Limit	Measured	Unit	Verdict
Peak psd	---	8	-6.96	dBm/3KHz	PASS

Verdict

PASS

FCC 15.247, ISED RSS247 # Bandwidth 99PCT and 20dB ~ WLAN2G4 g mode

Test References

TC Start	11.05.2023 11:49:16
Ambit Temp [°C] Humidity [rel%]	22.5 42
System Version	4.0.1.0
Test Specification	FCC 15.247, ISED RSS247 -
Test Method	
TC Version	0.0.2
My Description	FCC 15.247 Bandwidth 99PCT-20dB DTS - WLAN2G4 g mode
Add. Information	

EUT Common Settings WLAN2G4

Number of Antenna Ports	1
User Interaction	No

Test Parameter

Technology to test	WLAN2G4 g mode
Antenna Port used	1
Temperature	nom
Voltage	nom
Frequency low to test	True Freq [MHz] 2412
Frequency mid to test	False Freq [MHz] 2437
Frequency high to test	False Freq [MHz] 2462
Auto Control enabled Power Supply Climatic Box	No No
Additional Path Loss [dB]	0
Switched Path	EUT - SignalingUnit - SpectrumAnalyzer

Test Equipment

Signal analyzer,Rohde&Schwarz,FSV-40,1307.9002K40/101042,3.70
Switch matrix,CTCadvanced,SPM-4 NI DAQ,28016133,NI

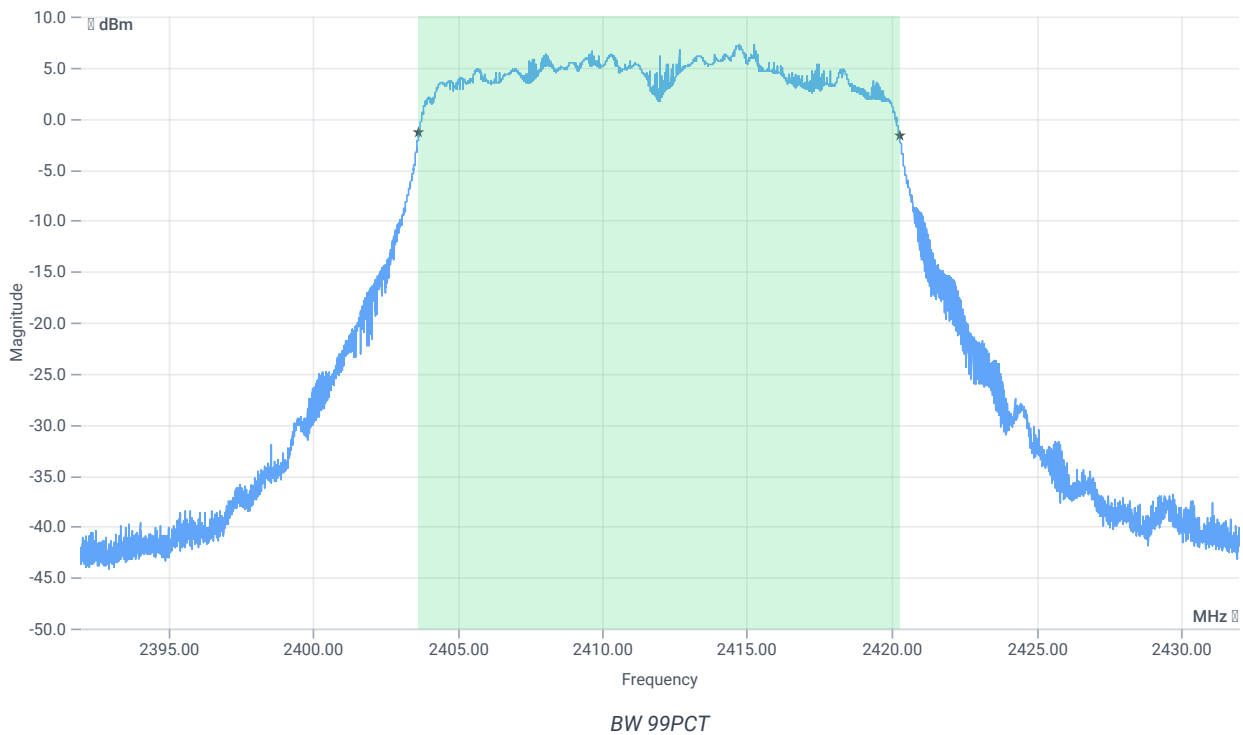
Test at TX 2412 MHz

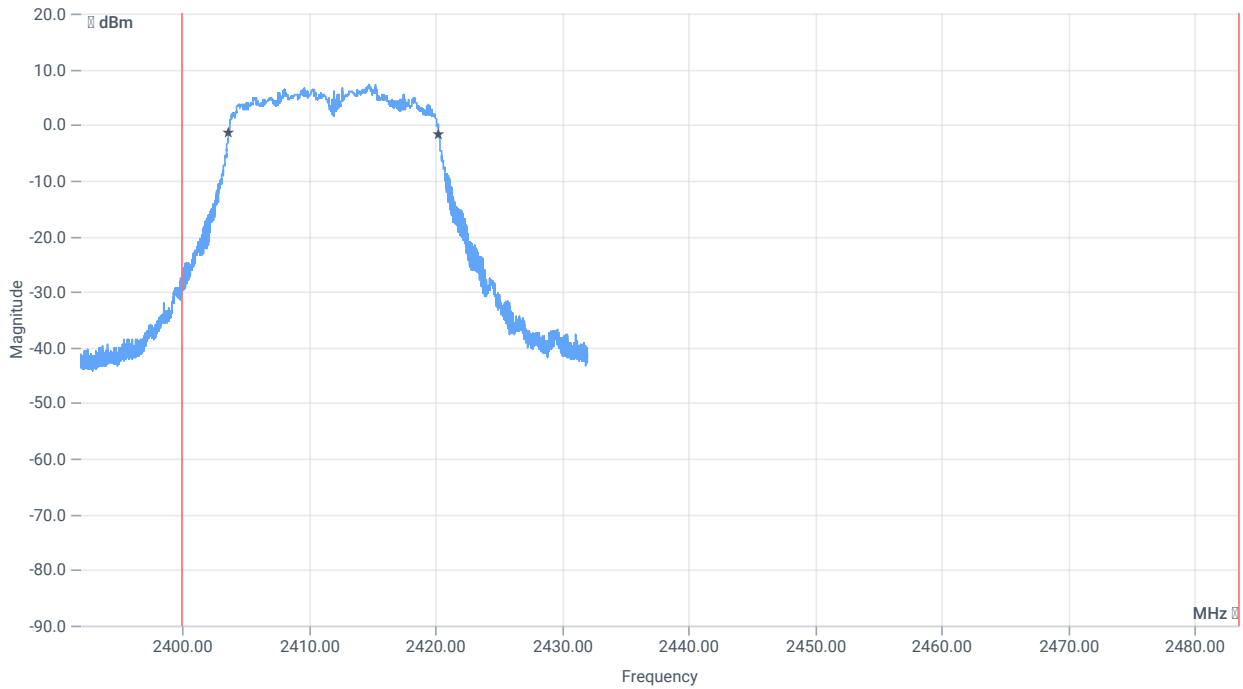
RESULT: Reference Power cond.

Test Description	Lower Limit	Upper Limit	Measured	Unit	Verdict
Ref. Power 1MHz/1MHz cond.	--	--	10.05	dBm	INFO
Ref. Frequency	--	--	2415.600	MHz	INFO

READ SA SETTINGS:

RefLevel [dBm] RefLevelOffset [dB] InpAtt [dB]	15.05 13.73 20
Start [MHz] Stop [MHz]	2392.000 2432.000
RBW [MHz] VBW [MHz]	0.500000 2.000000
Detector TraceMode	POS MAXH
Sweep: Time [ms] Count Points per Section Type	50 200 10001 SWE

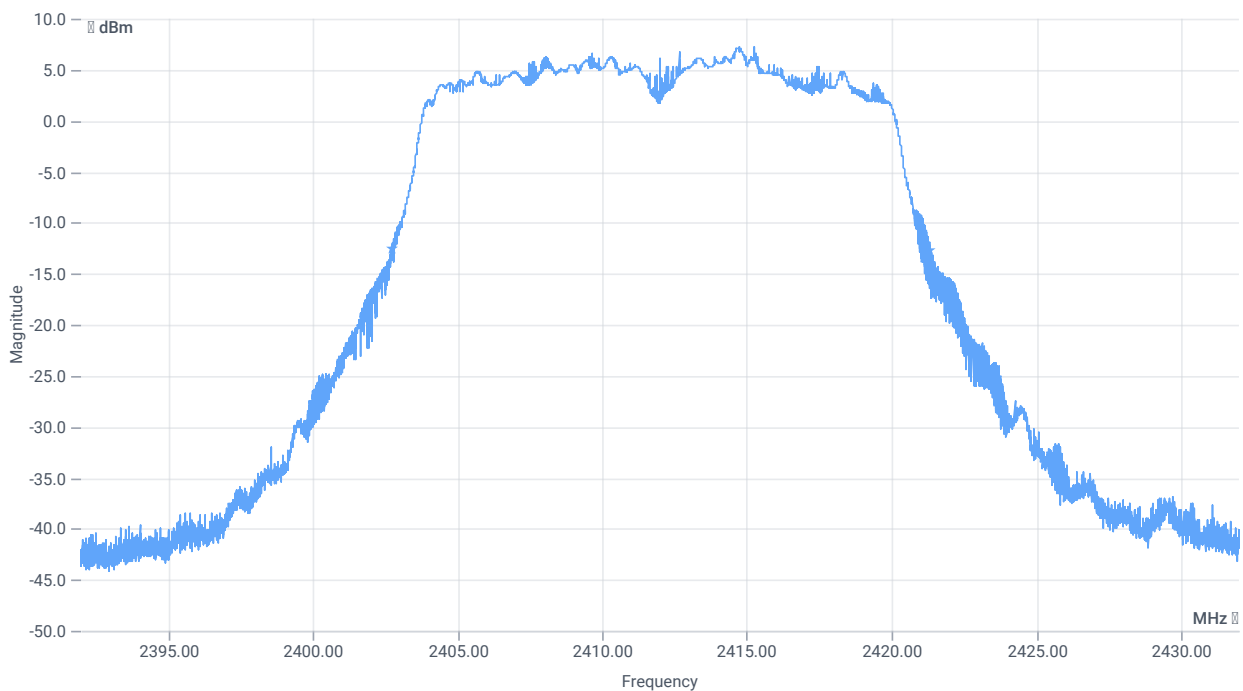




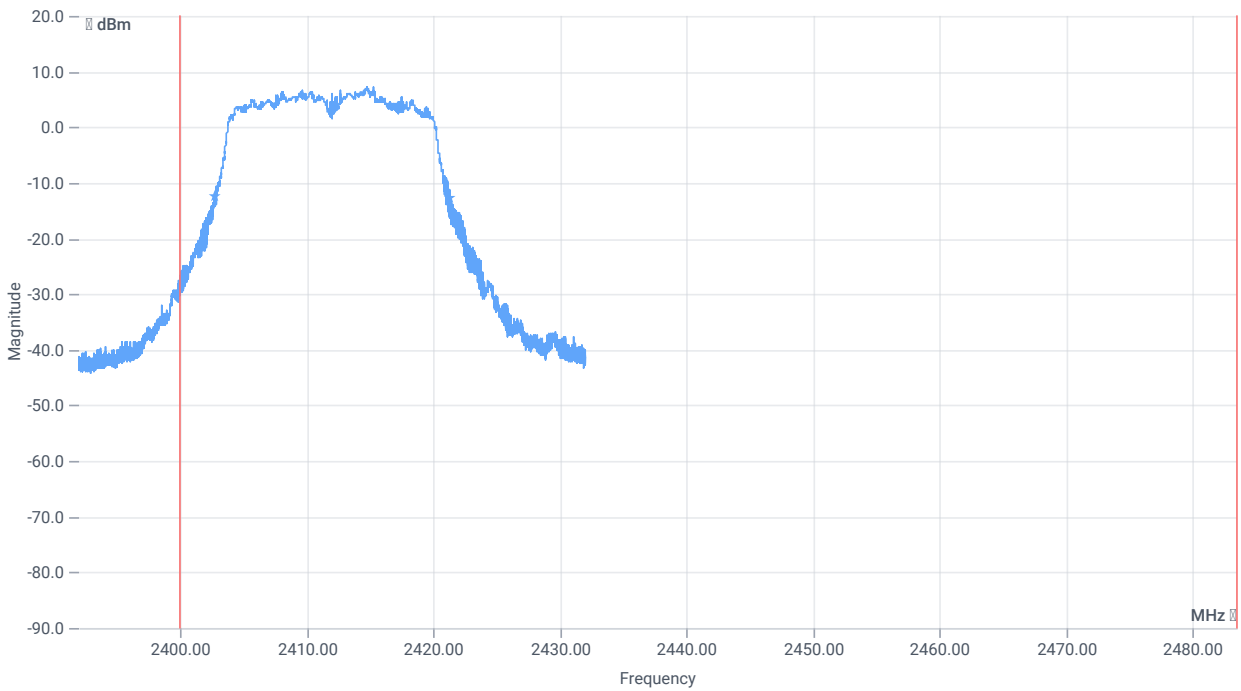
BW within Band 99PCT

RESULT

Test Description	Lower Limit	Upper Limit	Measured	Unit	Verdict
Bandwidth 99%	--	--	16594.000	kHz	INFO
T1 99%	2400.000000	--	2403.6728	MHz	PASS
T2 99%	--	2483.500000	2420.2672	MHz	PASS



BW 20dB



BW within Band 20dB

RESULT

Test Description	Lower Limit	Upper Limit	Measured	Unit	Verdict
Bandwidth 20dB	--	--	18600	kHz	INFO
T1 20dB	2400.000000	--	2402.7360	MHz	PASS
T2 20dB	--	2483.500000	2421.3360	MHz	PASS

Verdict

PASS

FCC 15.247 # TX spurious conducted 20dBc ~ WLAN2G4 g mode

Test References

TC Start	11.05.2023 11:49:54
Ambit Temp [°C] Humidity [rel%]	22.5 43
System Version	4.0.1.0
Test Specification	FCC 15.247 -
Test Method	IF DTS then 8.5 DTS emissions in non-restricted frequency bands: Subclause 11.11 of ANSI C63.10 is applicable
TC Version	0.0.1
My Description	FCC 15.247 TX Emissions Conducted DTS - WLAN2G4 g mode
Add. Information	

EUT Common Settings WLAN2G4

Number of Antenna Ports	1
User Interaction	No

Test Parameter

Technology to test	WLAN2G4 g mode
Antenna Port used	1
Temperature	nom
Voltage	nom
Frequency low to test	True Freq [MHz] 2412
Frequency mid to test	False Freq [MHz] 2437
Frequency high to test	False Freq [MHz] 2462
Auto Control enabled Power Supply Climatic Box	No No
Additional Path Loss [dB]	0
Switched Path	EUT - SignalingUnit - SpectrumAnalyzer

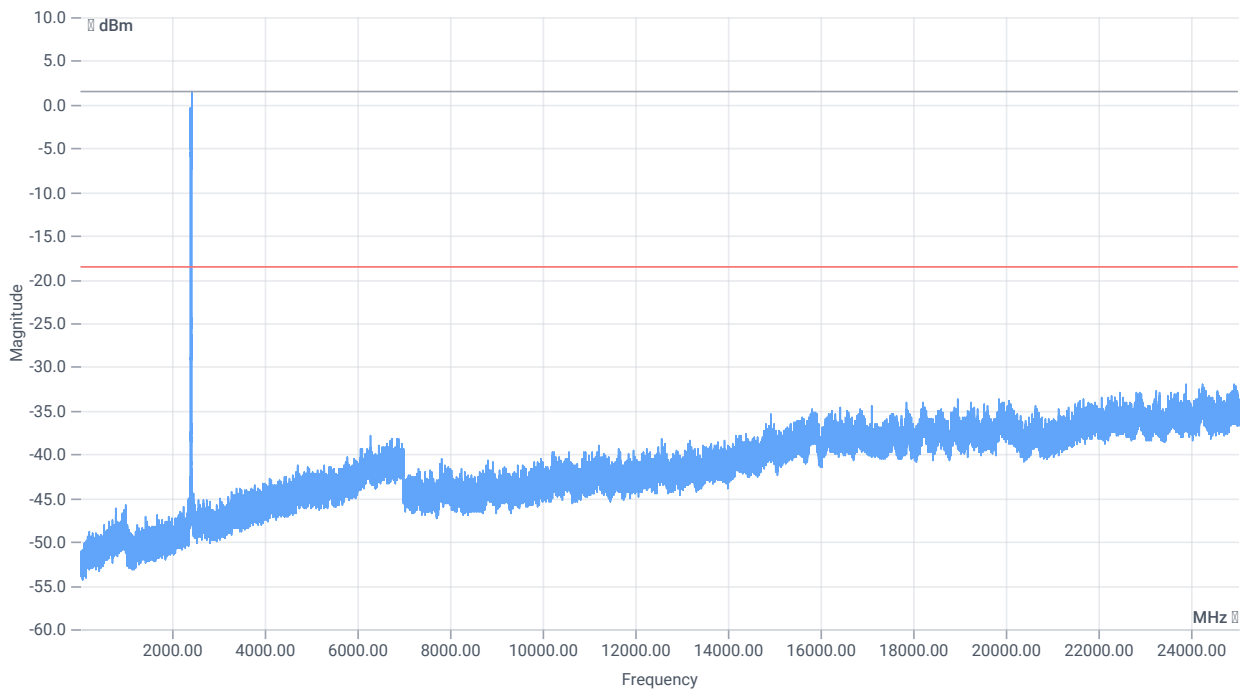
Test Equipment

Signal analyzer,Rohde&Schwarz,FSV-40,1307.9002K40/101042,3.70
Switch matrix,CTCadvanced,SPM-4 NI DAQ,28016133,NI

Test at TX 2412 MHz

RESULT: Reference Power cond.

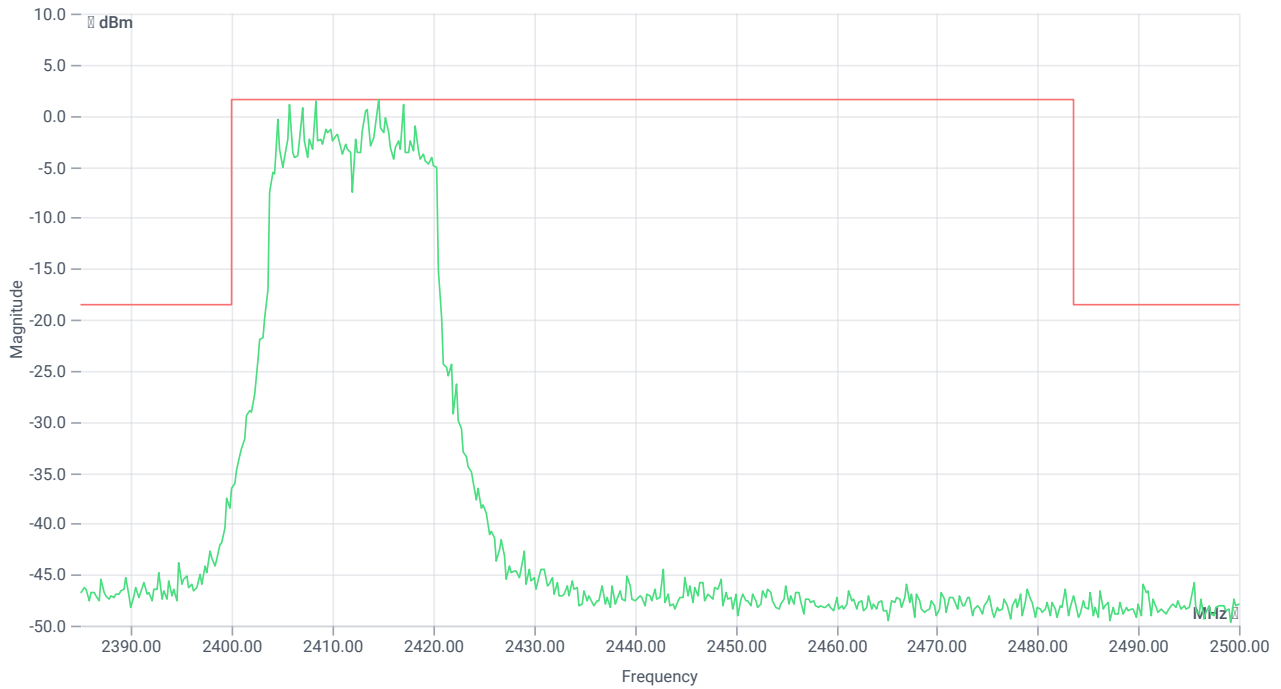
Test Description	Lower Limit	Upper Limit	Measured	Unit	Verdict
Ref. Power 1MHz/1MHz cond.	--	--	10.37	dBm	INFO
Ref. Frequency	--	--	2413.600	MHz	INFO



TX emissions

READ SA SETTINGS:

RefLevel [dBm] RefLevelOffset [dB] InpAtt [dB]	10.37 0 30
Start [MHz] Stop [MHz]	24530.000 25030.000
RBW [MHz] VBW [MHz]	0.100000 0.300000
Detector TraceMode	POS MAXH
Sweep: Time [ms] Count Points per Section Type	200 25 2001 SWE



TX emissions band zoomed

RESULT

Test Description	Lower Limit	Upper Limit	Measured	Unit	Verdict
Reference @ 2414.50 MHz	--	--	1.49	dBm	INFO
No peaks detected	--	--			PASS
Lowest margin to limit 30 MHz	0	--	-148.22	dB	INFO

Verdict

PASS

FCC 15.247 # Restricted band edge conducted avg DC corrected DTS (eirp) ~ WLAN2G4 g mode

Test References

TC Start	11.05.2023 11:56:36
Ambit Temp [°C] Humidity [rel%]	22.6 42
System Version	4.0.1.0
Test Specification	FCC 15.247 -
Test Method	DTS: KDB 558074 D01 V05 - 8.7.3 Integration Method; ANSI C63.10-2013 11.13.3.4 Trace averaging across on- and off-times of the EUT transmissions followed by duty cycle correction
TC Version	0.0.1
My Description	FCC 15.247 Restricted Band Edge Cond. Avg DC corrected DTS - WLAN2G4 g mode

Add. Information

EUT Common Settings WLAN2G4

Number of Antenna Ports	1
User Interaction	No

Test Parameter

Technology to test	WLAN2G4 g mode
Antenna Port used	1
Temperature	nom
Voltage	nom
Frequency low to test	True Freq [MHz] 2412
Frequency mid to test	False Freq [MHz] 2437
Frequency high to test	False Freq [MHz] 2462
Auto Control enabled Power Supply Climatic Box	No No
Additional Path Loss [dB]	0
Switched Path	EUT - SignalingUnit - SpectrumAnalyzer

Test Equipment

Signal analyzer,Rohde&Schwarz,FSV-40,1307.9002K40/101042,3.70
Switch matrix,CTCadvanced,SPM-4 NI DAQ,28016133,NI

Antenna Gain Table

Freq [MHz]	Gain [dBi]
2400	1.9
2480	1.9

Test at TX 2412 MHz

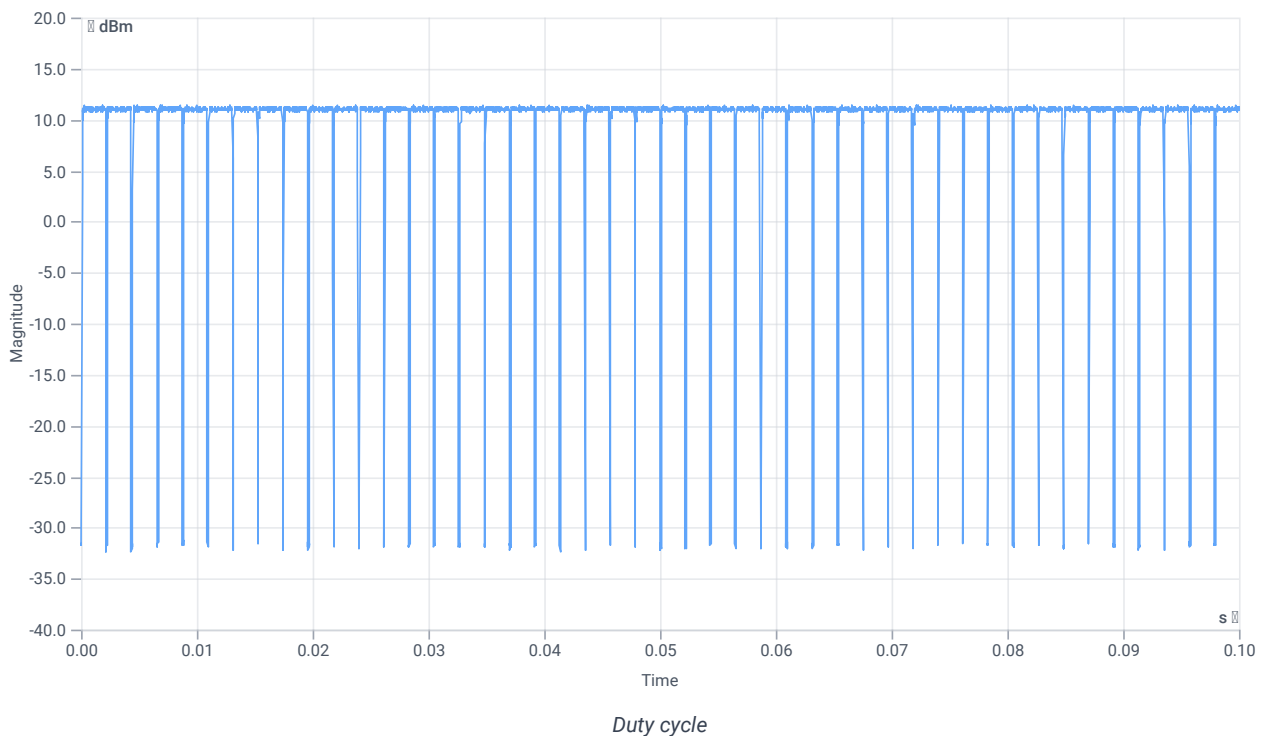
RESULT: Reference Power cond.

Test Description	Lower Limit	Upper Limit	Measured	Unit	Verdict
Ref. Power 1MHz/1MHz cond.	--	--	10.44	dBm	INFO
Ref. Frequency	--	--	2413.500	MHz	INFO

Evaluation max. Duty Cycle

Duty Cycle evaluation

Test Description	Lower Limit	Upper Limit	Measured	Unit	Verdict
Result Summary					
Number of detected Bursts:44					
Duty Cycle (Burst Ratio) max	--	--	0.942	--	INFO
Duty Cycle max	--	--	0.259	dB	INFO
Duty Cycle (Burst Ratio) min	--	--	0.899	--	INFO
Duty Cycle min	--	--	0.462	dB	INFO
Max TX Burst Length	--	--	2.025	ms	INFO
Min Gap Length	--	--	0.125	ms	INFO
Max Gap Length	--	--	0.225	ms	INFO



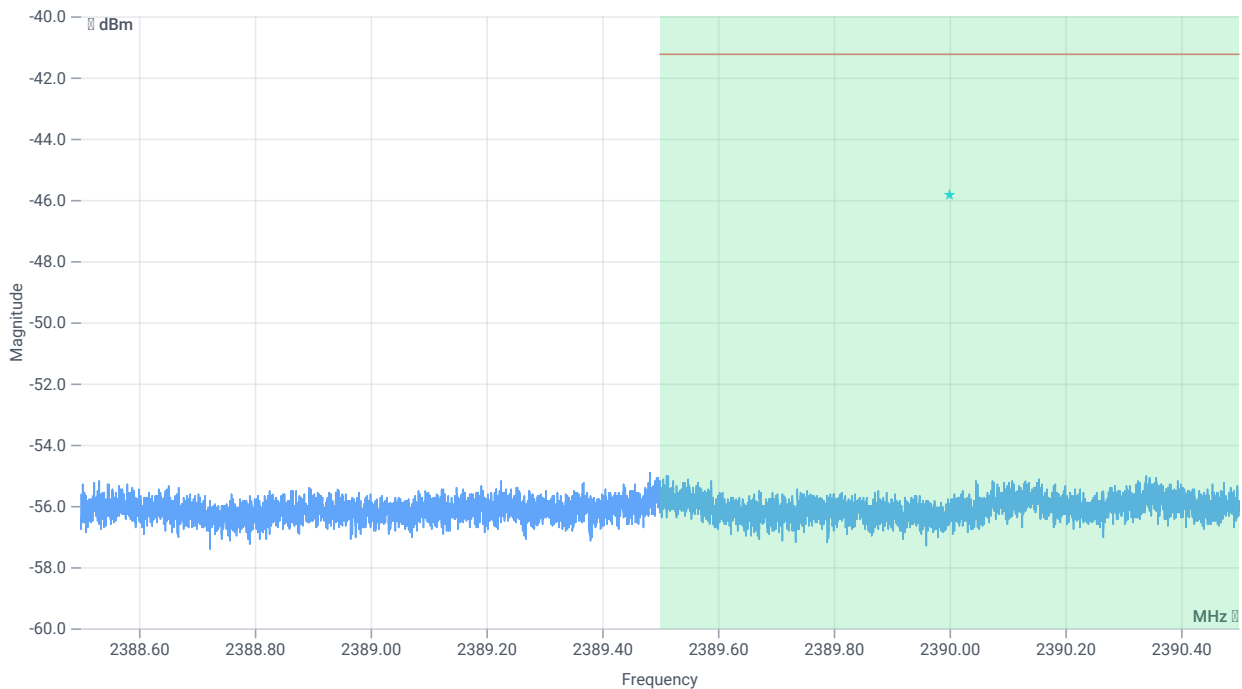
Band Edge conducted

READ SA SETTINGS:

RefLevel [dBm] RefLevelOffset [dB] InpAtt [dB]	20.44 13.73 25
Start [MHz] Stop [MHz]	2388.500 2390.500
RBW [MHz] VBW [MHz]	0.100000 0.500000
Detector TraceMode	RMS AVER
Sweep: Time [ms] Count Points per Section Type	32 300 32000 SWE

Antenna Gain

Considered Antenna Gain: [dBi]:	1.9 @ 2390MHz
---------------------------------	---------------


Restricted band edge
RESULT

Test Description	Lower Limit	Upper Limit	Measured	Unit	Verdict
Duty Cycle worst case	---	---	0.46	dB	INFO
Band Power Avg	---	---	-46.32	dBm	INFO
Band Power Avg DC corrected	---	-41.23	-45.86	dBm	PASS

Verdict
PASS

FCC 15.247 # Peak output power PM DTS ~ WLAN2G4 g mode

Test References

TC Start	11.05.2023 11:57:17
Ambit Temp [°C] Humidity [rel%]	22.6 42
System Version	4.0.1.0
Test Specification	FCC 15.247 -
Test Method	DTS: KDB 558074 D01 V05 - Chapter 8.3.1.3 PKPM1 Peak-reading Power Meter Method
TC Version	0.0.1
My Description	FCC 15.247 Peak output power PM DTS - WLAN2G4 g mode
Add. Information	

EUT Common Settings WLAN2G4

Number of Antenna Ports	1
User Interaction	No

Test Parameter

Technology to test	WLAN2G4 g mode
Antenna Port used	1
Temperature	nom
Voltage	nom
Frequency low to test	True Freq [MHz] 2412
Frequency mid to test	False Freq [MHz] 2437
Frequency high to test	False Freq [MHz] 2462
Auto Control enabled Power Supply Climatic Box	No No
Additional Path Loss [dB]	0
Switched Path	EUT - SignalingUnit - PowerMeter

Test Equipment

Switch matrix,CTCadvanced,SPM-4 NI DAQ,28016133,NI
Power sensor,Keysight Technologies,U2021XA,MY59190010,A.04.06

Test at TX 2412 MHz

RESULT

<i>Test description</i>	<i>Lower Limit</i>	<i>Upper Limit</i>	<i>Measured</i>	<i>Unit</i>	<i>Verdict</i>
Peak power	--	30	20.86	dBm	PASS

Verdict

PASS

FCC 15.247 # Bandwidth 6dB DTS ~ WLAN2G4 g mode

Test References

TC Start	11.05.2023 11:58:33
Ambit Temp [°C] Humidity [rel%]	22.6 42
System Version	4.0.1.0
Test Specification	FCC 15.247 -
Test Method	
TC Version	0.0.1
My Description	FCC 15.247 Bandwidth 6dB DTS - WLAN2G4 g mode
Add. Information	

EUT Common Settings WLAN2G4

Number of Antenna Ports	1
User Interaction	No

Test Parameter

Technology to test	WLAN2G4 g mode
Antenna Port used	1
Temperature	nom
Voltage	nom
Frequency low to test	False Freq [MHz] 2412
Frequency mid to test	True Freq [MHz] 2437
Frequency high to test	False Freq [MHz] 2462
Auto Control enabled Power Supply Climatic Box	No No
Additional Path Loss [dB]	0
Switched Path	EUT - SignalingUnit - SpectrumAnalyzer

Test Equipment

Signal analyzer,Rohde&Schwarz,FSV-40,1307.9002K40/101042,3.70
Switch matrix,CTCadvanced,SPM-4 NI DAQ,28016133,NI

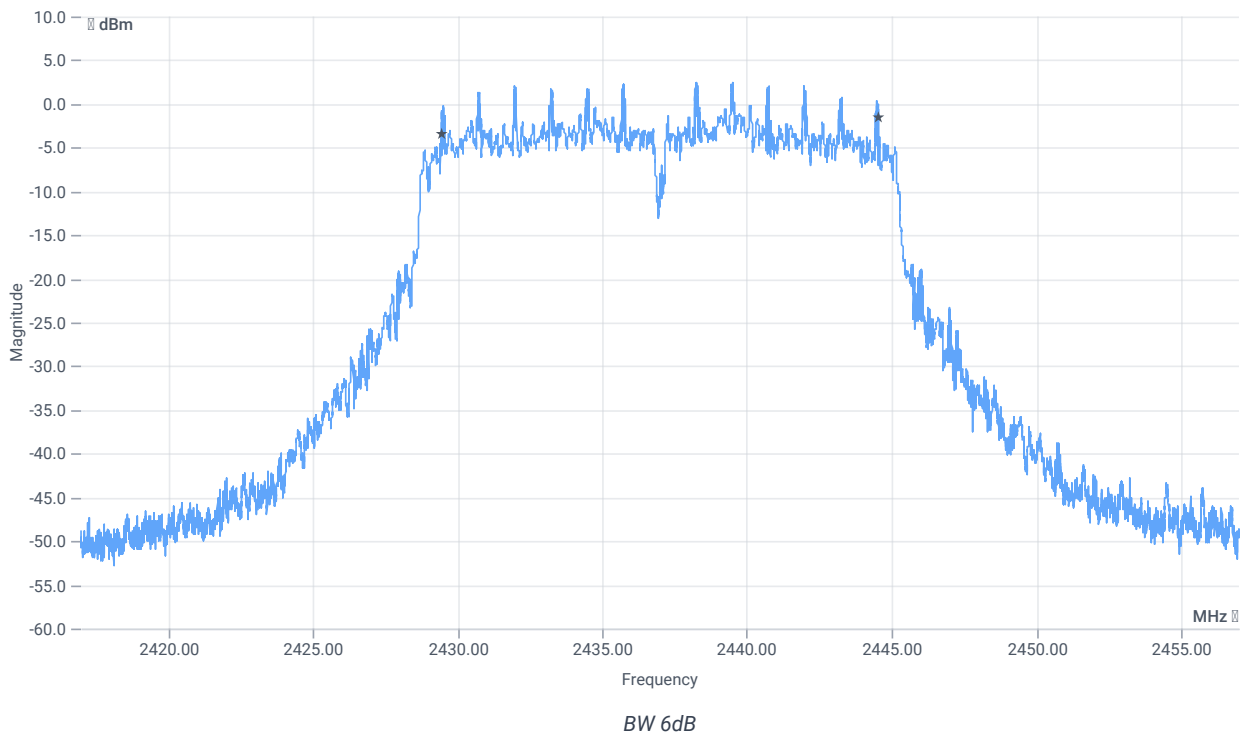
Test at TX 2437 MHz

RESULT: Reference Power cond.

Test Description	Lower Limit	Upper Limit	Measured	Unit	Verdict
Ref. Power 1MHz/1MHz cond.	--	--	10.15	dBm	INFO
Ref. Frequency	--	--	2438.500	MHz	INFO

READ SA SETTINGS:

RefLevel [dBm] RefLevelOffset [dB] InpAtt [dB]	15.15 13.5 20
Start [MHz] Stop [MHz]	2417.000 2457.000
RBW [MHz] VBW [MHz]	0.100000 0.300000
Detector TraceMode	POS MAXH
Sweep: Time [ms] Count Points per Section Type	50 200 10001 SWE



RESULT

Test Description	Lower Limit	Upper Limit	Measured	Unit	Verdict
DTS Bandwidth (6dB)	500	--	15108	kHz	PASS

Verdict

PASS

FCC 15.247 # Peak psd DTS ~ WLAN2G4 g mode

Test References

TC Start	11.05.2023 11:59:07
Ambit Temp [°C] Humidity [rel%]	22.6 42
System Version	4.0.1.0
Test Specification	FCC 15.247 -
Test Method	DTS: KDB 558074 D01 V05 - Chapter 8.4 DTS maximum power spectral density level in the fundamental emission
TC Version	0.0.1
My Description	FCC 15.247 Peak psd DTS - WLAN2G4 g mode
Add. Information	

EUT Common Settings WLAN2G4

Number of Antenna Ports	1
User Interaction	No

Test Parameter

Technology to test	WLAN2G4 g mode
Antenna Port used	1
Temperature	nom
Voltage	nom
Frequency low to test	False Freq [MHz] 2412
Frequency mid to test	True Freq [MHz] 2437
Frequency high to test	False Freq [MHz] 2462
Auto Control enabled Power Supply Climatic Box	No No
Additional Path Loss [dB]	0
Switched Path	EUT - SignalingUnit - SpectrumAnalyzer

Test Equipment

Signal analyzer,Rohde&Schwarz,FSV-40,1307.9002K40/101042,3.70
Switch matrix,CTCadvanced,SPM-4 NI DAQ,28016133,NI

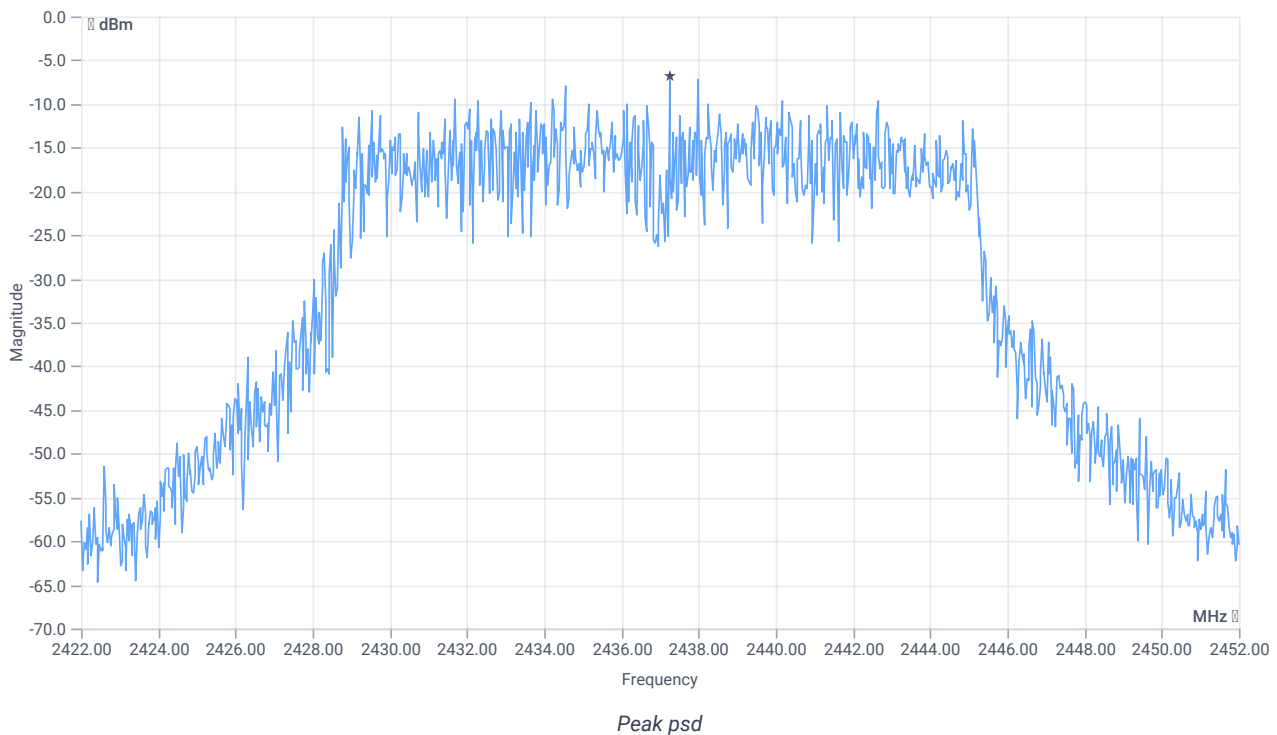
Test at TX 2437 MHz

RESULT: Reference Power cond.

Test Description	Lower Limit	Upper Limit	Measured	Unit	Verdict
Ref. Power 1MHz/1MHz cond.	--	--	10.53	dBm	INFO
Ref. Frequency	--	--	2438.500	MHz	INFO

READ SA SETTINGS:

RefLevel [dBm] RefLevelOffset [dB] InpAtt [dB]	15.53 13.5 20
Start [MHz] Stop [MHz]	2422.000 2452.000
RBW [MHz] VBW [MHz]	0.003000 0.010000
Detector TraceMode	POS MAXH
Sweep: Time [ms] Count Points per Section Type	1000 20 1001 SWE



RESULT

Test Description	Lower Limit	Upper Limit	Measured	Unit	Verdict
Peak psd	--	8	-6.86	dBm/3KHz	PASS

Verdict

PASS

FCC 15.247, ISED RSS247 # Bandwidth 99PCT and 20dB ~ WLAN2G4 g mode

Test References

TC Start	11.05.2023 11:59:48
Ambit Temp [°C] Humidity [rel%]	22.6 42
System Version	4.0.1.0
Test Specification	FCC 15.247, ISED RSS247 -
Test Method	
TC Version	0.0.2
My Description	FCC 15.247 Bandwidth 99PCT-20dB DTS - WLAN2G4 g mode
Add. Information	

EUT Common Settings WLAN2G4

Number of Antenna Ports	1
User Interaction	No

Test Parameter

Technology to test	WLAN2G4 g mode
Antenna Port used	1
Temperature	nom
Voltage	nom
Frequency low to test	False Freq [MHz] 2412
Frequency mid to test	True Freq [MHz] 2437
Frequency high to test	False Freq [MHz] 2462
Auto Control enabled Power Supply Climatic Box	No No
Additional Path Loss [dB]	0
Switched Path	EUT - SignalingUnit - SpectrumAnalyzer

Test Equipment

Signal analyzer,Rohde&Schwarz,FSV-40,1307.9002K40/101042,3.70
Switch matrix,CTCadvanced,SPM-4 NI DAQ,28016133,NI

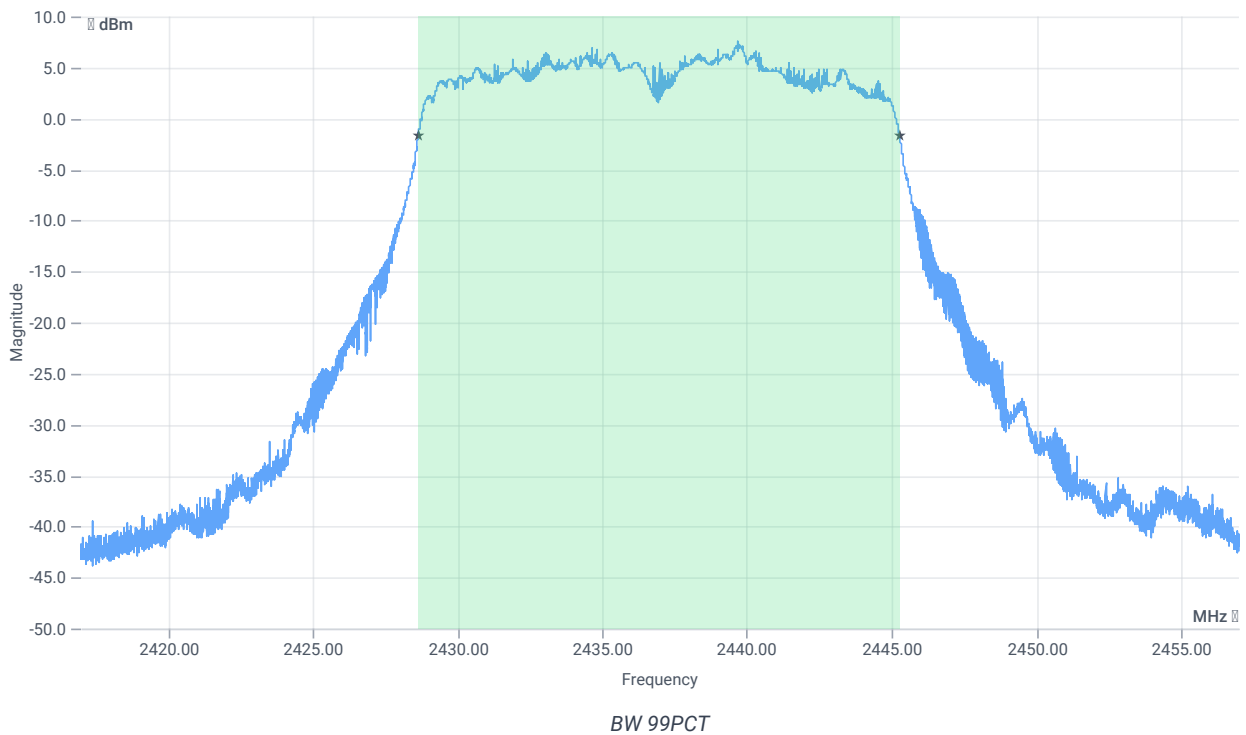
Test at TX 2437 MHz

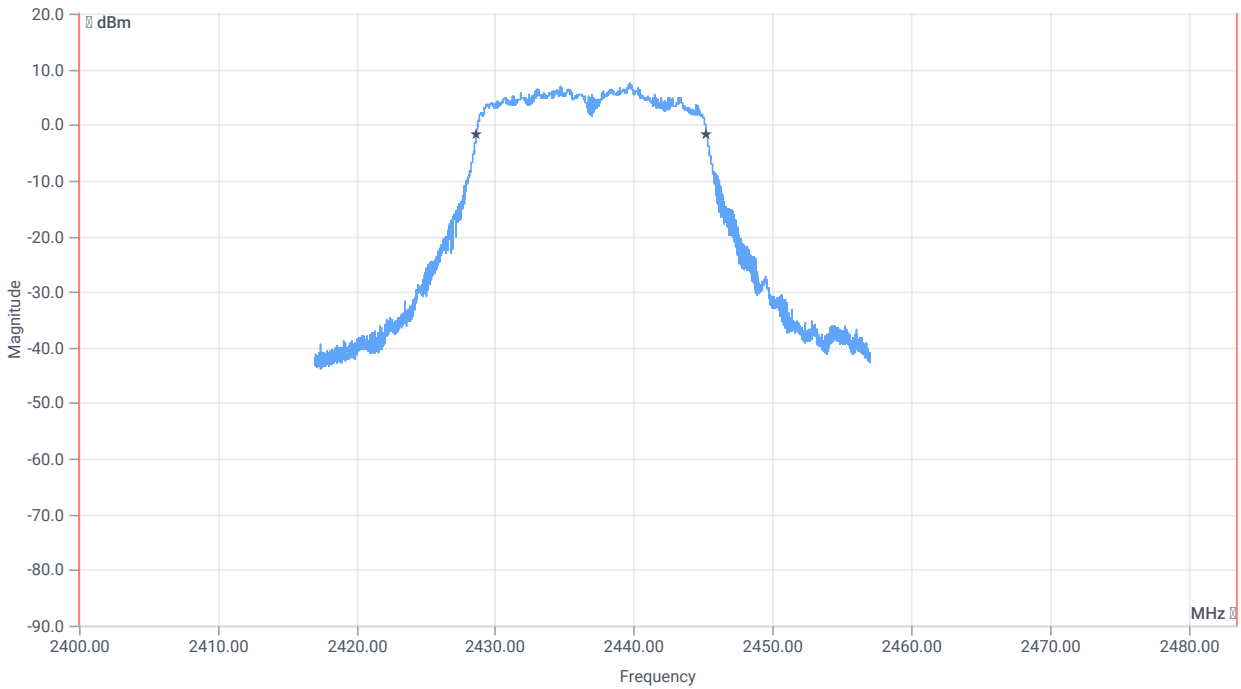
RESULT: Reference Power cond.

Test Description	Lower Limit	Upper Limit	Measured	Unit	Verdict
Ref. Power 1MHz/1MHz cond.	--	--	10.18	dBm	INFO
Ref. Frequency	--	--	2440.100	MHz	INFO

READ SA SETTINGS:

RefLevel [dBm] RefLevelOffset [dB] InpAtt [dB]	15.18 13.5 20
Start [MHz] Stop [MHz]	2417.000 2457.000
RBW [MHz] VBW [MHz]	0.500000 2.000000
Detector TraceMode	POS MAXH
Sweep: Time [ms] Count Points per Section Type	50 200 10001 SWE

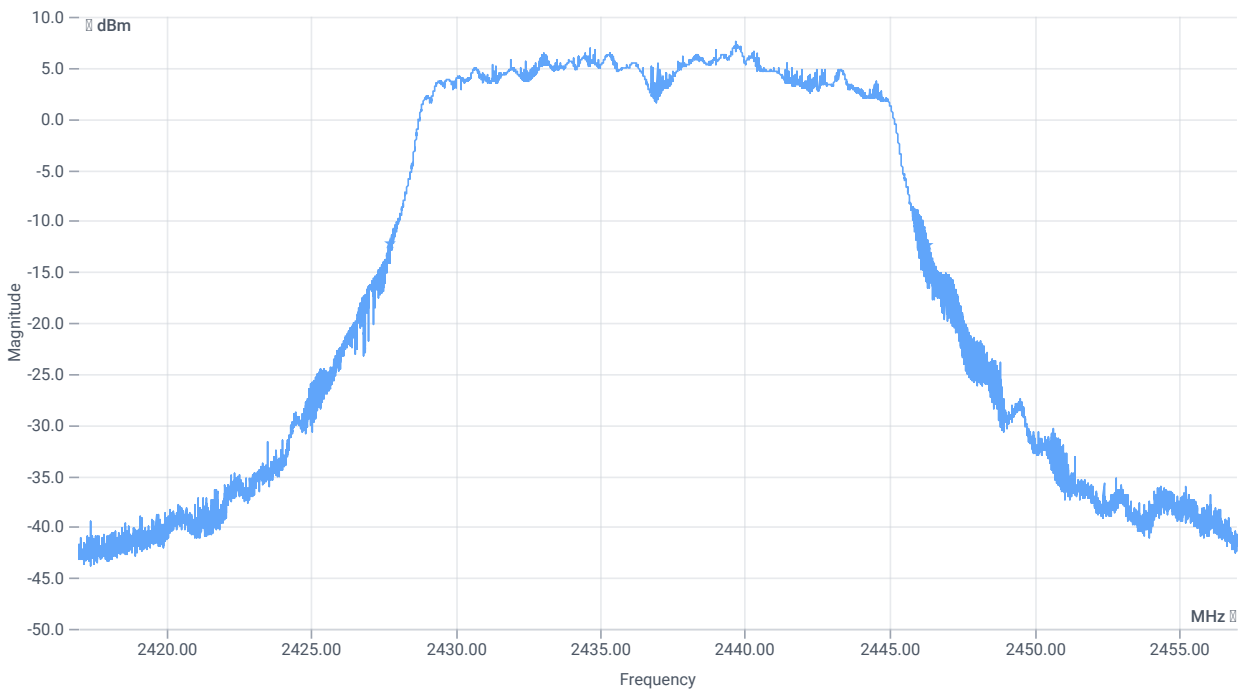




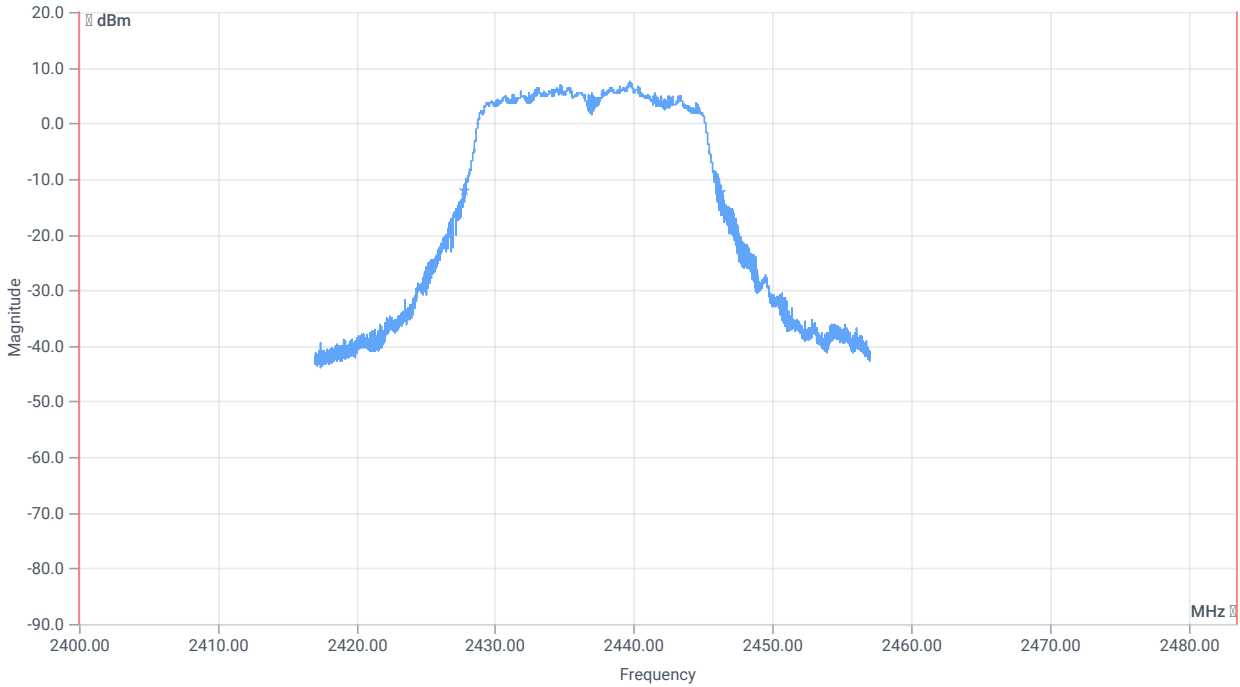
BW within Band 99PCT

RESULT

Test Description	Lower Limit	Upper Limit	Measured	Unit	Verdict
Bandwidth 99%	--	--	16598.000	kHz	INFO
T1 99%	2400.000000	--	2428.6688	MHz	PASS
T2 99%	--	2483.500000	2445.2672	MHz	PASS



BW 20dB



BW within Band 20dB

RESULT

Test Description	Lower Limit	Upper Limit	Measured	Unit	Verdict
Bandwidth 20dB	--	--	18596	kHz	INFO
T1 20DB	2400.000000	--	2427.7400	MHz	PASS
T2 20dB	--	2483.500000	2446.3360	MHz	PASS

Verdict

PASS

FCC 15.247 # TX spurious conducted 20dBc ~ WLAN2G4 g mode

Test References

TC Start	11.05.2023 12:00:26
Ambit Temp [°C] Humidity [rel%]	22.6 42
System Version	4.0.1.0
Test Specification	FCC 15.247 -
Test Method	IF DTS then 8.5 DTS emissions in non-restricted frequency bands: Subclause 11.11 of ANSI C63.10 is applicable
TC Version	0.0.1
My Description	FCC 15.247 TX Emissions Conducted DTS - WLAN2G4 g mode
Add. Information	

EUT Common Settings WLAN2G4

Number of Antenna Ports	1
User Interaction	No

Test Parameter

Technology to test	WLAN2G4 g mode
Antenna Port used	1
Temperature	nom
Voltage	nom
Frequency low to test	False Freq [MHz] 2412
Frequency mid to test	True Freq [MHz] 2437
Frequency high to test	False Freq [MHz] 2462
Auto Control enabled Power Supply Climatic Box	No No
Additional Path Loss [dB]	0
Switched Path	EUT - SignalingUnit - SpectrumAnalyzer

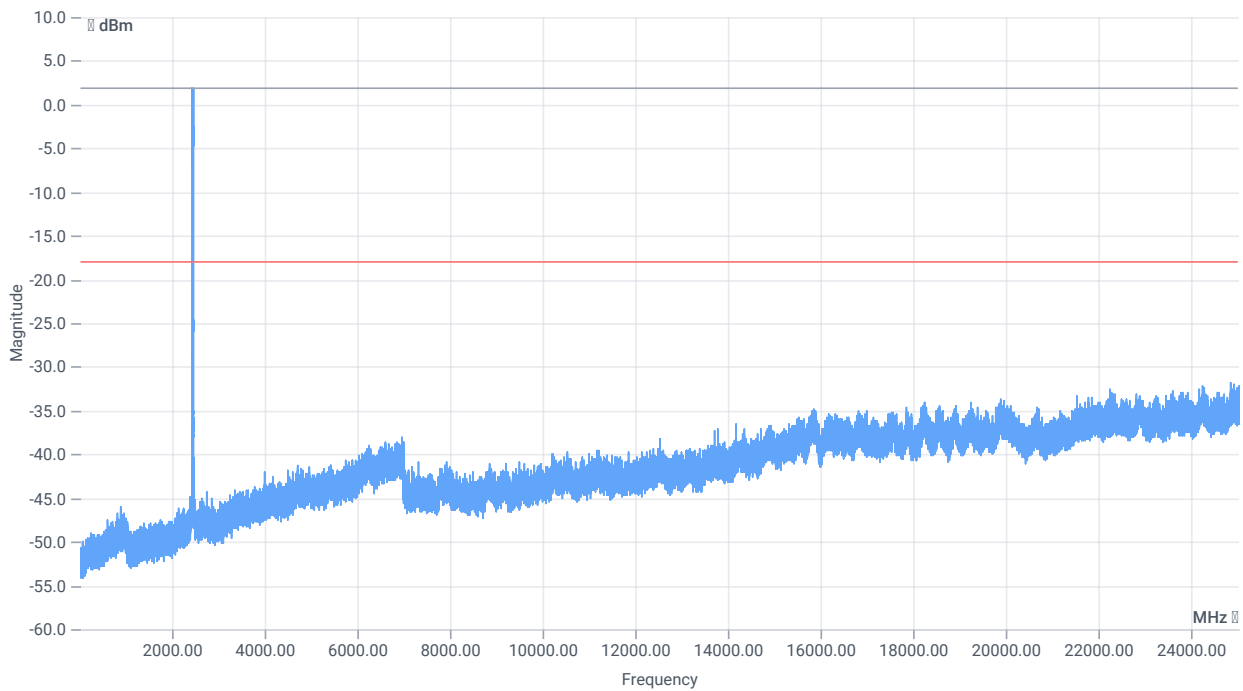
Test Equipment

Signal analyzer,Rohde&Schwarz,FSV-40,1307.9002K40/101042,3.70
Switch matrix,CTCadvanced,SPM-4 NI DAQ,28016133,NI

Test at TX 2437 MHz

RESULT: Reference Power cond.

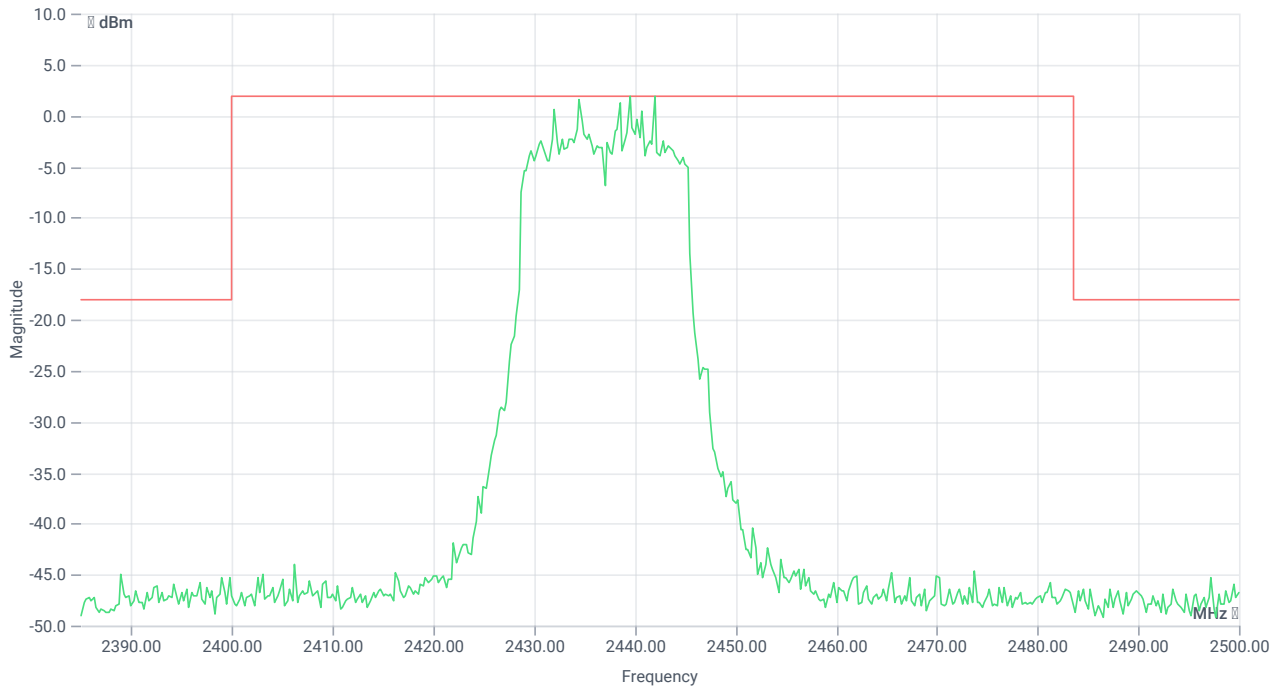
Test Description	Lower Limit	Upper Limit	Measured	Unit	Verdict
Ref. Power 1MHz/1MHz cond.	--	--	10.34	dBm	INFO
Ref. Frequency	--	--	2438.500	MHz	INFO



TX emissions

READ SA SETTINGS:

RefLevel [dBm] RefLevelOffset [dB] InpAtt [dB]	10.34 0 30
Start [MHz] Stop [MHz]	24530.000 25030.000
RBW [MHz] VBW [MHz]	0.100000 0.300000
Detector TraceMode	POS MAXH
Sweep: Time [ms] Count Points per Section Type	200 25 2001 SWE



TX emissions band zoomed

RESULT

Test Description	Lower Limit	Upper Limit	Measured	Unit	Verdict
Reference @ 2439.50 MHz	--	--	1.96	dBm	INFO
No peaks detected	--	--			PASS
Lowest margin to limit 24836.5 MHz	0	--	13.71	dB	INFO

Verdict

PASS

FCC 15.247 # Peak output power PM DTS ~ WLAN2G4 g mode

Test References

TC Start	11.05.2023 12:07:48
Ambit Temp [°C] Humidity [rel%]	22.6 42
System Version	4.0.1.0
Test Specification	FCC 15.247 -
Test Method	DTS: KDB 558074 D01 V05 - Chapter 8.3.1.3 PKPM1 Peak-reading Power Meter Method
TC Version	0.0.1
My Description	FCC 15.247 Peak output power PM DTS - WLAN2G4 g mode
Add. Information	

EUT Common Settings WLAN2G4

Number of Antenna Ports	1
User Interaction	No

Test Parameter

Technology to test	WLAN2G4 g mode
Antenna Port used	1
Temperature	nom
Voltage	nom
Frequency low to test	False Freq [MHz] 2412
Frequency mid to test	True Freq [MHz] 2437
Frequency high to test	False Freq [MHz] 2462
Auto Control enabled Power Supply Climatic Box	No No
Additional Path Loss [dB]	0
Switched Path	EUT - SignalingUnit - PowerMeter

Test Equipment

Switch matrix,CTCadvanced,SPM-4 NI DAQ,28016133,NI
Power sensor,Keysight Technologies,U2021XA,MY59190010,A.04.06

Test at TX 2437 MHz

RESULT

<i>Test description</i>	<i>Lower Limit</i>	<i>Upper Limit</i>	<i>Measured</i>	<i>Unit</i>	<i>Verdict</i>
Peak power	--	30	21.03	dBm	PASS

Verdict

PASS

FCC 15.247 # Bandwidth 6dB DTS ~ WLAN2G4 g mode

Test References

TC Start	11.05.2023 12:12:17
Ambit Temp [°C] Humidity [rel%]	22.7 42
System Version	4.0.1.0
Test Specification	FCC 15.247 -
Test Method	
TC Version	0.0.1
My Description	FCC 15.247 Bandwidth 6dB DTS - WLAN2G4 g mode
Add. Information	

EUT Common Settings WLAN2G4

Number of Antenna Ports	1
User Interaction	No

Test Parameter

Technology to test	WLAN2G4 g mode
Antenna Port used	1
Temperature	nom
Voltage	nom
Frequency low to test	False Freq [MHz] 2412
Frequency mid to test	False Freq [MHz] 2437
Frequency high to test	True Freq [MHz] 2462
Auto Control enabled Power Supply Climatic Box	No No
Additional Path Loss [dB]	0
Switched Path	EUT - SignalingUnit - SpectrumAnalyzer

Test Equipment

Signal analyzer,Rohde&Schwarz,FSV-40,1307.9002K40/101042,3.70
Switch matrix,CTCadvanced,SPM-4 NI DAQ,28016133,NI

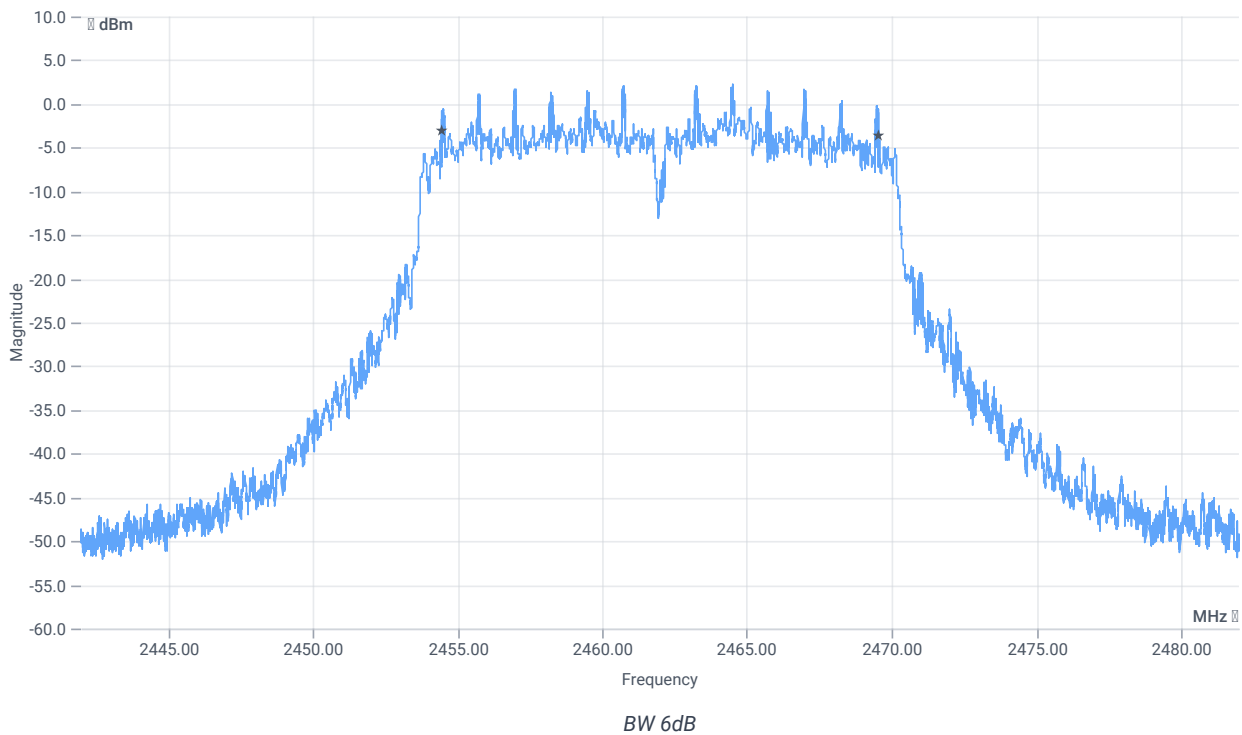
Test at TX 2462 MHz

RESULT: Reference Power cond.

Test Description	Lower Limit	Upper Limit	Measured	Unit	Verdict
Ref. Power 1MHz/1MHz cond.	--	--	9.97	dBm	INFO
Ref. Frequency	--	--	2463.600	MHz	INFO

READ SA SETTINGS:

RefLevel [dBm] RefLevelOffset [dB] InpAtt [dB]	14.97 13.34 20
Start [MHz] Stop [MHz]	2442.000 2482.000
RBW [MHz] VBW [MHz]	0.100000 0.300000
Detector TraceMode	POS MAXH
Sweep: Time [ms] Count Points per Section Type	50 200 10001 SWE



RESULT

Test Description	Lower Limit	Upper Limit	Measured	Unit	Verdict
DTS Bandwidth (6dB)	500	--	15124	kHz	PASS

Verdict

PASS

FCC 15.247 # Peak psd DTS ~ WLAN2G4 g mode

Test References

TC Start	11.05.2023 12:12:52
Ambit Temp [°C] Humidity [rel%]	22.6 42
System Version	4.0.1.0
Test Specification	FCC 15.247 -
Test Method	DTS: KDB 558074 D01 V05 - Chapter 8.4 DTS maximum power spectral density level in the fundamental emission
TC Version	0.0.1
My Description	FCC 15.247 Peak psd DTS - WLAN2G4 g mode
Add. Information	

EUT Common Settings WLAN2G4

Number of Antenna Ports	1
User Interaction	No

Test Parameter

Technology to test	WLAN2G4 g mode
Antenna Port used	1
Temperature	nom
Voltage	nom
Frequency low to test	False Freq [MHz] 2412
Frequency mid to test	False Freq [MHz] 2437
Frequency high to test	True Freq [MHz] 2462
Auto Control enabled Power Supply Climatic Box	No No
Additional Path Loss [dB]	0
Switched Path	EUT - SignalingUnit - SpectrumAnalyzer

Test Equipment

Signal analyzer,Rohde&Schwarz,FSV-40,1307.9002K40/101042,3.70
Switch matrix,CTCadvanced,SPM-4 NI DAQ,28016133,NI

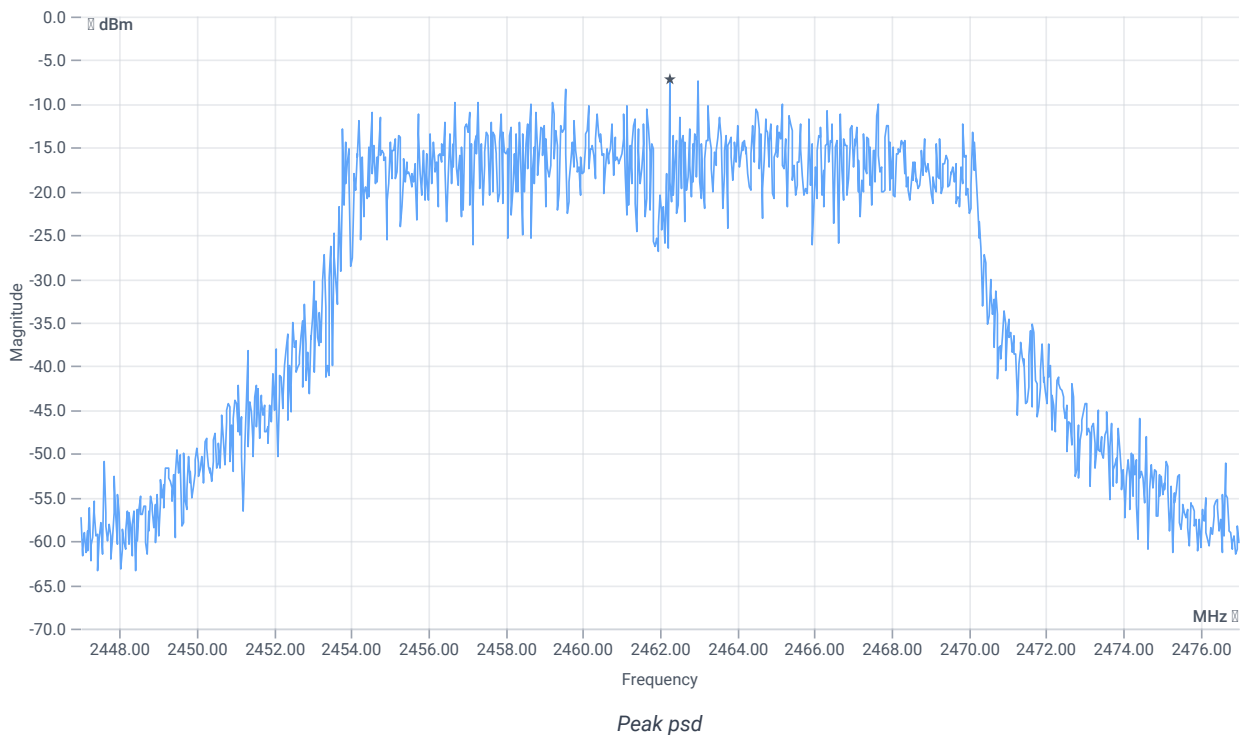
Test at TX 2462 MHz

RESULT: Reference Power cond.

Test Description	Lower Limit	Upper Limit	Measured	Unit	Verdict
Ref. Power 1MHz/1MHz cond.	--	--	10.24	dBm	INFO
Ref. Frequency	--	--	2463.500	MHz	INFO

READ SA SETTINGS:

RefLevel [dBm] RefLevelOffset [dB] InpAtt [dB]	15.24 13.34 20
Start [MHz] Stop [MHz]	2447.000 2477.000
RBW [MHz] VBW [MHz]	0.003000 0.010000
Detector TraceMode	POS MAXH
Sweep: Time [ms] Count Points per Section Type	1000 20 1001 SWE



RESULT

Test Description	Lower Limit	Upper Limit	Measured	Unit	Verdict
Peak psd	--	8	-7.19	dBm/3KHz	PASS

Verdict

PASS

FCC 15.247, ISED RSS247 # Bandwidth 99PCT and 20dB ~ WLAN2G4 g mode

Test References

TC Start	11.05.2023 12:13:33
Ambit Temp [°C] Humidity [rel%]	22.7 42
System Version	4.0.1.0
Test Specification	FCC 15.247, ISED RSS247 -
Test Method	
TC Version	0.0.2
My Description	FCC 15.247 Bandwidth 99PCT-20dB DTS - WLAN2G4 g mode
Add. Information	

EUT Common Settings WLAN2G4

Number of Antenna Ports	1
User Interaction	No

Test Parameter

Technology to test	WLAN2G4 g mode
Antenna Port used	1
Temperature	nom
Voltage	nom
Frequency low to test	False Freq [MHz] 2412
Frequency mid to test	False Freq [MHz] 2437
Frequency high to test	True Freq [MHz] 2462
Auto Control enabled Power Supply Climatic Box	No No
Additional Path Loss [dB]	0
Switched Path	EUT - SignalingUnit - SpectrumAnalyzer

Test Equipment

Signal analyzer,Rohde&Schwarz,FSV-40,1307.9002K40/101042,3.70
Switch matrix,CTCadvanced,SPM-4 NI DAQ,28016133,NI

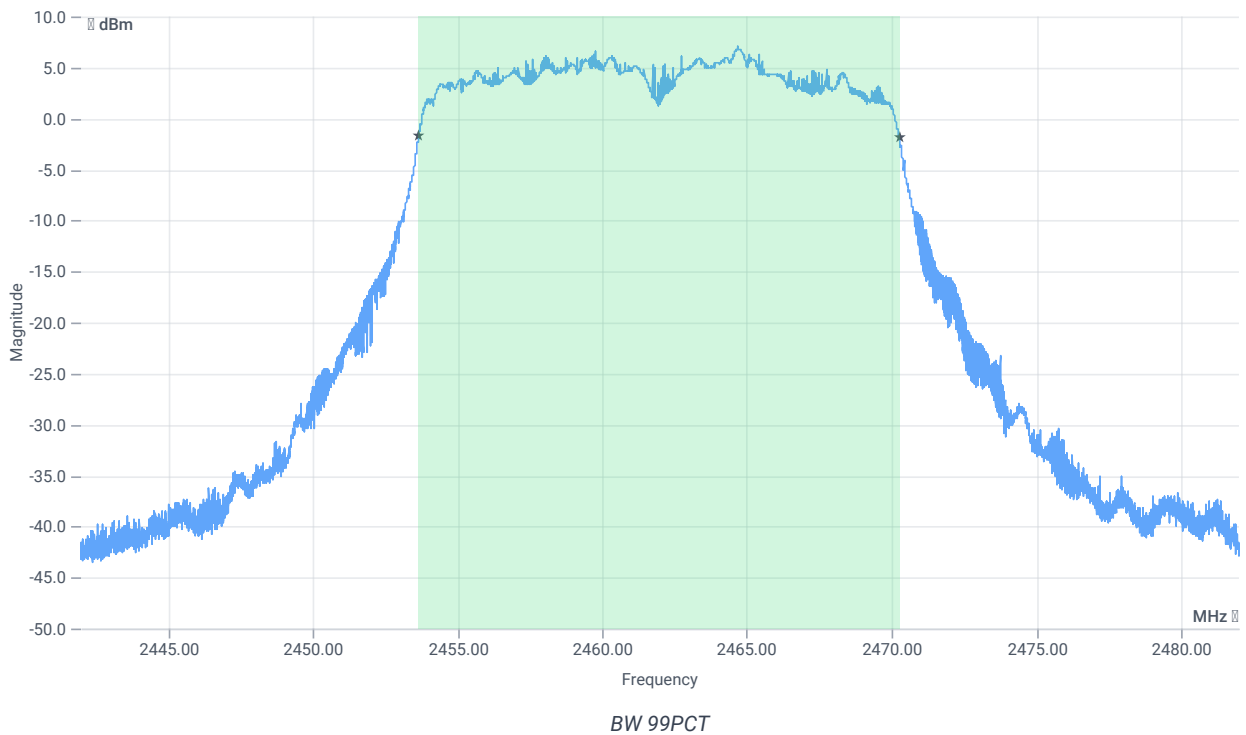
Test at TX 2462 MHz

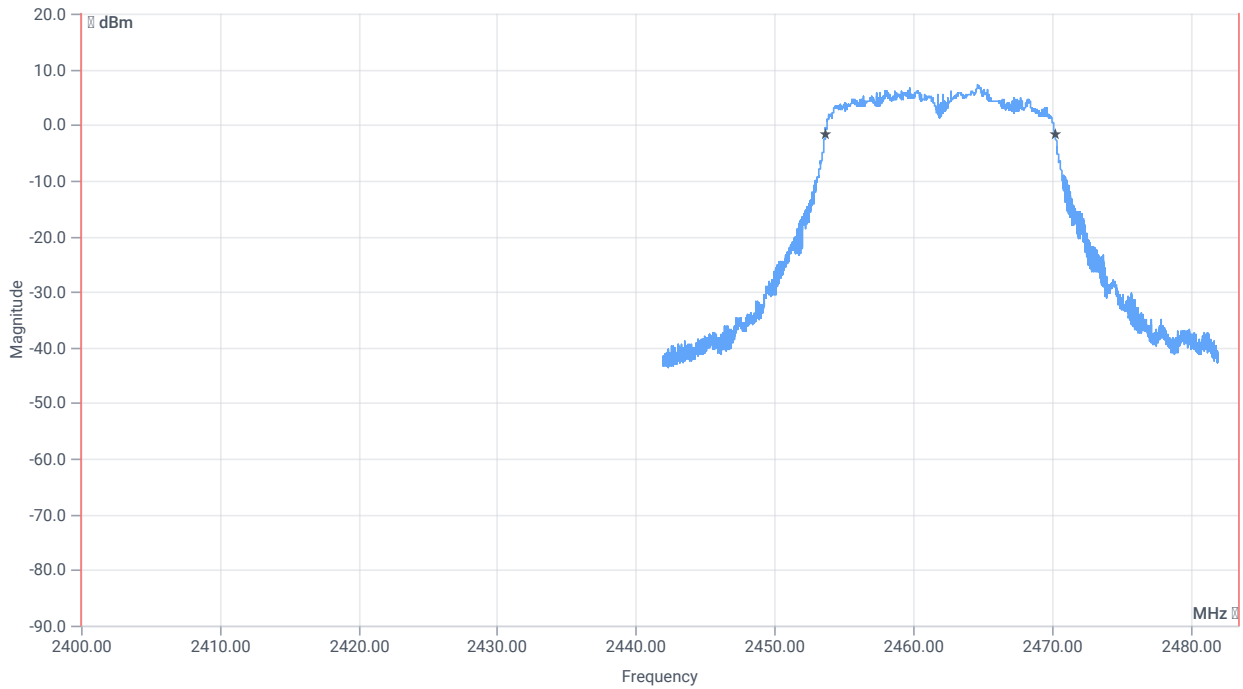
RESULT: Reference Power cond.

Test Description	Lower Limit	Upper Limit	Measured	Unit	Verdict
Ref. Power 1MHz/1MHz cond.	--	--	10.04	dBm	INFO
Ref. Frequency	--	--	2463.600	MHz	INFO

READ SA SETTINGS:

RefLevel [dBm] RefLevelOffset [dB] InpAtt [dB]	15.04 13.34 20
Start [MHz] Stop [MHz]	2442.000 2482.000
RBW [MHz] VBW [MHz]	0.500000 2.000000
Detector TraceMode	POS MAXH
Sweep: Time [ms] Count Points per Section Type	50 200 10001 SWE

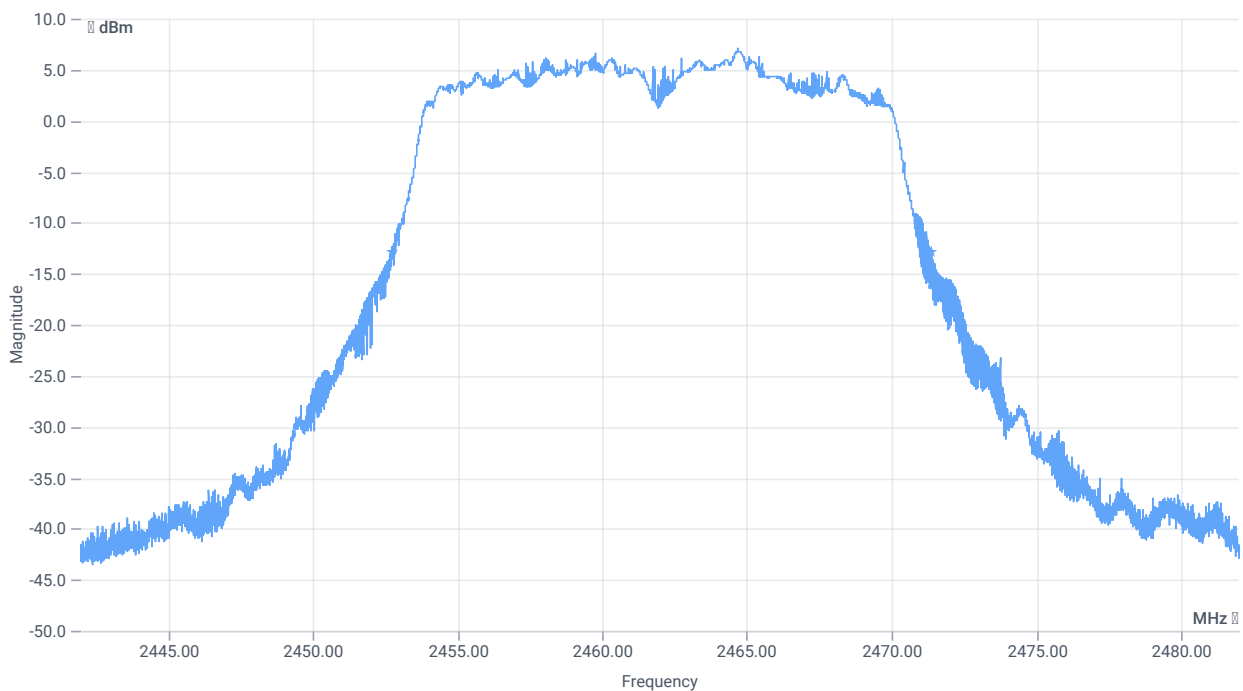




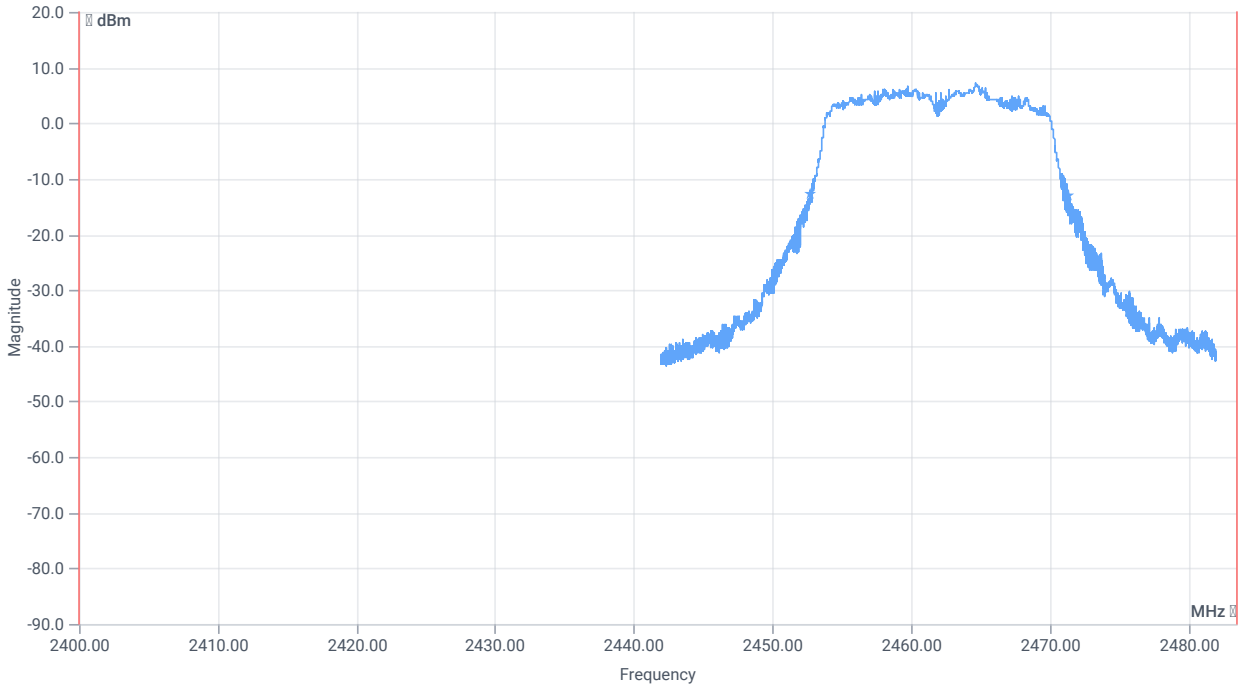
BW within Band 99PCT

RESULT

Test Description	Lower Limit	Upper Limit	Measured	Unit	Verdict
Bandwidth 99%	--	--	16594.000	kHz	INFO
T1 99%	2400.000000	--	2453.6648	MHz	PASS
T2 99%	--	2483.500000	2470.2592	MHz	PASS



BW 20dB



BW within Band 20dB

RESULT

Test Description	Lower Limit	Upper Limit	Measured	Unit	Verdict
Bandwidth 20dB	--	--	18636	kHz	INFO
T1 20DB	2400.000000	--	2452.7160	MHz	PASS
T2 20dB	--	2483.500000	2471.3520	MHz	PASS

Verdict

PASS

FCC 15.247 # TX spurious conducted 20dBc ~ WLAN2G4 g mode

Test References

TC Start	11.05.2023 12:14:10
Ambit Temp [°C] Humidity [rel%]	22.7 42
System Version	4.0.1.0
Test Specification	FCC 15.247 -
Test Method	IF DTS then 8.5 DTS emissions in non-restricted frequency bands: Subclause 11.11 of ANSI C63.10 is applicable
TC Version	0.0.1
My Description	FCC 15.247 TX Emissions Conducted DTS - WLAN2G4 g mode
Add. Information	

EUT Common Settings WLAN2G4

Number of Antenna Ports	1
User Interaction	No

Test Parameter

Technology to test	WLAN2G4 g mode
Antenna Port used	1
Temperature	nom
Voltage	nom
Frequency low to test	False Freq [MHz] 2412
Frequency mid to test	False Freq [MHz] 2437
Frequency high to test	True Freq [MHz] 2462
Auto Control enabled Power Supply Climatic Box	No No
Additional Path Loss [dB]	0
Switched Path	EUT - SignalingUnit - SpectrumAnalyzer

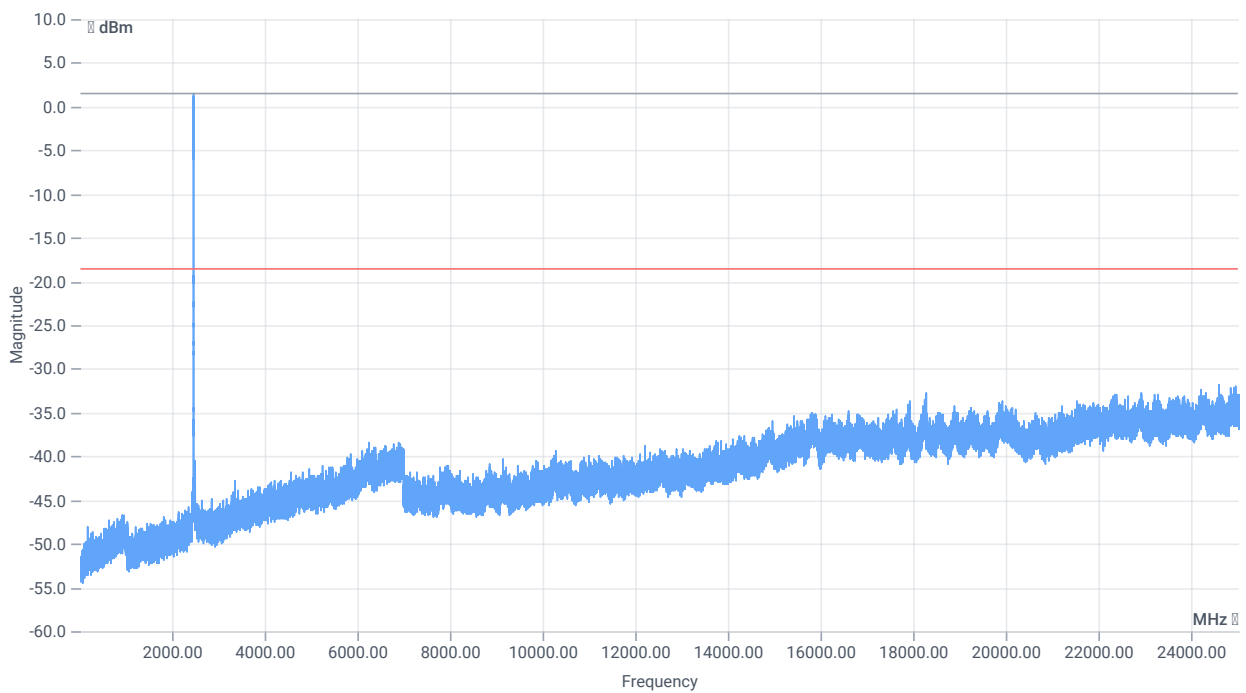
Test Equipment

Signal analyzer,Rohde&Schwarz,FSV-40,1307.9002K40/101042,3.70
Switch matrix,CTCadvanced,SPM-4 NI DAQ,28016133,NI

Test at TX 2462 MHz

RESULT: Reference Power cond.

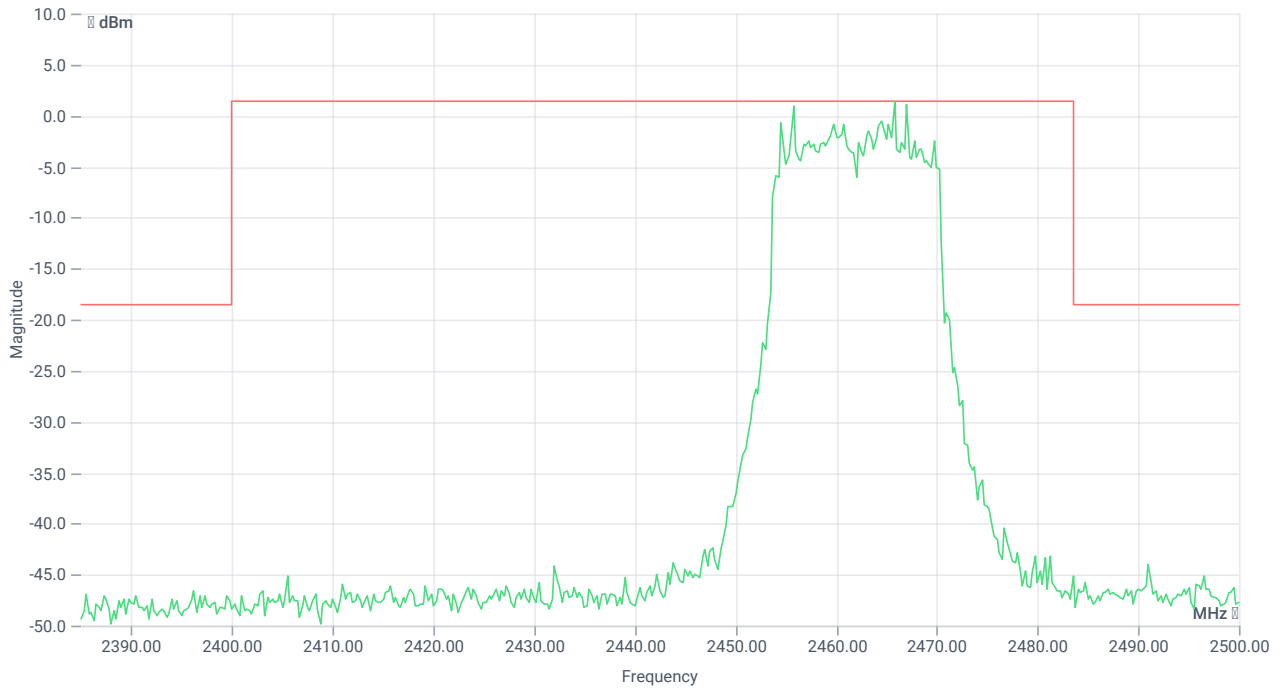
Test Description	Lower Limit	Upper Limit	Measured	Unit	Verdict
Ref. Power 1MHz/1MHz cond.	--	--	10.21	dBm	INFO
Ref. Frequency	--	--	2463.500	MHz	INFO



TX emissions

READ SA SETTINGS:

RefLevel [dBm] RefLevelOffset [dB] InpAtt [dB]	10.21 0 30
Start [MHz] Stop [MHz]	24530.000 25030.000
RBW [MHz] VBW [MHz]	0.100000 0.300000
Detector TraceMode	POS MAXH
Sweep: Time [ms] Count Points per Section Type	200 25 2001 SWE



TX emissions band zoomed

RESULT

Test Description	Lower Limit	Upper Limit	Measured	Unit	Verdict
Reference @ 2465.75 MHz	--	--	1.43	dBm	INFO
No peaks detected	--	--			PASS
Lowest margin to limit 30 MHz	0	--	-147.75	dB	INFO

Verdict

PASS

FCC 15.247 # Restricted band edge conducted avg DC corrected DTS (eirp) ~ WLAN2G4 g mode

Test References

TC Start	11.05.2023 12:20:52
Ambit Temp [°C] Humidity [rel%]	22.7 42
System Version	4.0.1.0
Test Specification	FCC 15.247 -
Test Method	DTS: KDB 558074 D01 V05 - 8.7.3 Integration Method; ANSI C63.10-2013 11.13.3.4 Trace averaging across on- and off-times of the EUT transmissions followed by duty cycle correction
TC Version	0.0.1
My Description	FCC 15.247 Restricted Band Edge Cond. Avg DC corrected DTS - WLAN2G4 g mode

Add. Information

EUT Common Settings WLAN2G4

Number of Antenna Ports	1
User Interaction	No

Test Parameter

Technology to test	WLAN2G4 g mode
Antenna Port used	1
Temperature	nom
Voltage	nom
Frequency low to test	False Freq [MHz] 2412
Frequency mid to test	False Freq [MHz] 2437
Frequency high to test	True Freq [MHz] 2462
Auto Control enabled Power Supply Climatic Box	No No
Additional Path Loss [dB]	0
Switched Path	EUT - SignalingUnit - SpectrumAnalyzer

Test Equipment

Signal analyzer,Rohde&Schwarz,FSV-40,1307.9002K40/101042,3.70
Switch matrix,CTCadvanced,SPM-4 NI DAQ,28016133,NI

Antenna Gain Table

Freq [MHz]	Gain [dBi]
2400	1.9
2480	1.9

Test at TX 2462 MHz

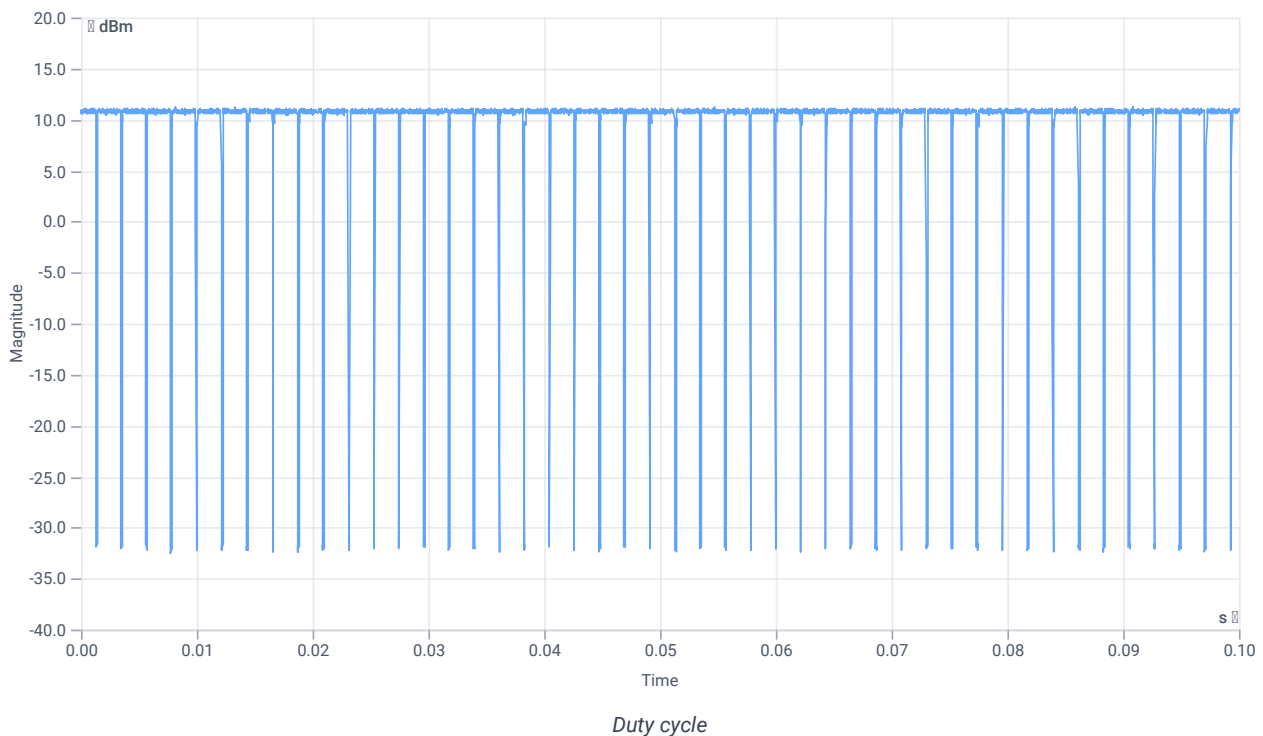
RESULT: Reference Power cond.

Test Description	Lower Limit	Upper Limit	Measured	Unit	Verdict
Ref. Power 1MHz/1MHz cond.	--	--	10.02	dBm	INFO
Ref. Frequency	--	--	2463.600	MHz	INFO

Evaluation max. Duty Cycle

Duty Cycle evaluation

Test Description	Lower Limit	Upper Limit	Measured	Unit	Verdict
Result Summary					
Number of detected Bursts:45					
Duty Cycle (Burst Ratio) max	--	--	0.942	--	INFO
Duty Cycle max	--	--	0.259	dB	INFO
Duty Cycle (Burst Ratio) min	--	--	0.899	--	INFO
Duty Cycle min	--	--	0.462	dB	INFO
Max TX Burst Length	--	--	2.025	ms	INFO
Min Gap Length	--	--	0.125	ms	INFO
Max Gap Length	--	--	0.225	ms	INFO



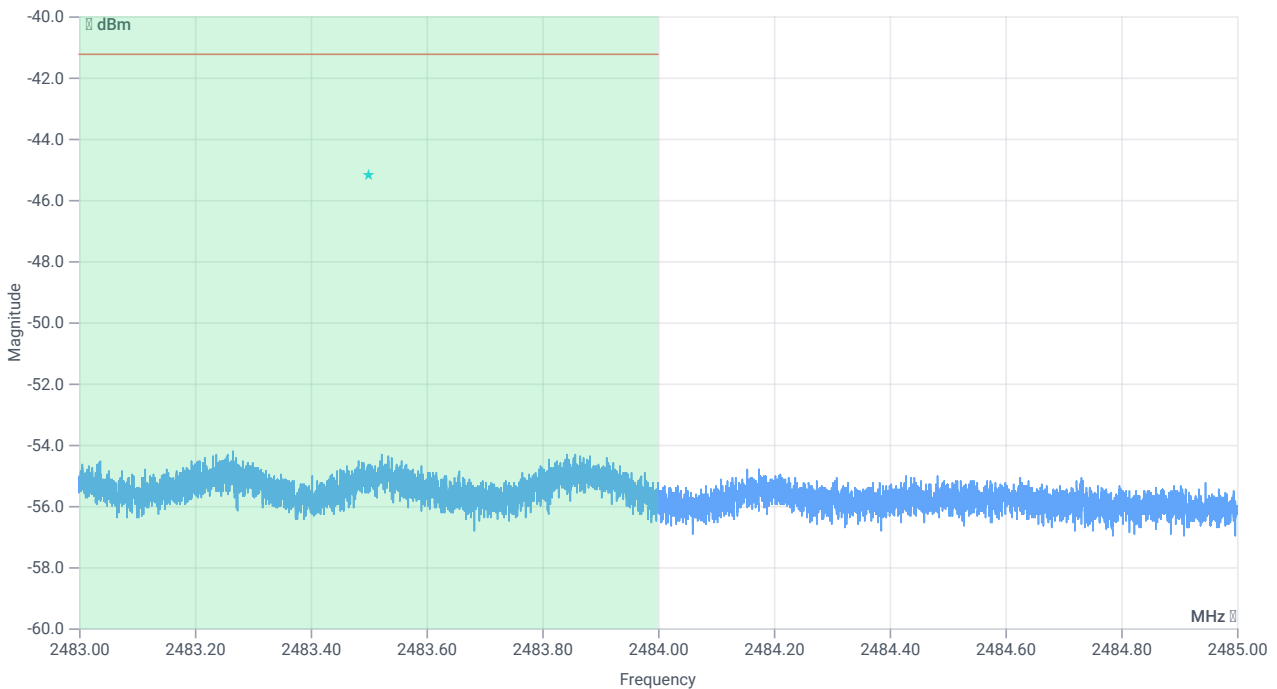
Band Edge conducted

READ SA SETTINGS:

RefLevel [dBm] RefLevelOffset [dB] InpAtt [dB]	20.02 13.34 25
Start [MHz] Stop [MHz]	2483.000 2485.000
RBW [MHz] VBW [MHz]	0.100000 0.500000
Detector TraceMode	RMS AVER
Sweep: Time [ms] Count Points per Section Type	32 300 32000 SWE

Antenna Gain

Considered Antenna Gain: [dBi]:	1.9 @ 2483.5MHz
---------------------------------	-----------------



Restricted band edge

RESULT

Test Description	Lower Limit	Upper Limit	Measured	Unit	Verdict
Duty Cycle worst case	---	---	0.46	dB	INFO
Band Power Avg	---	---	-45.66	dBm	INFO
Band Power Avg DC corrected	---	-41.23	-45.2	dBm	PASS

Verdict	PASS
---------	------

FCC 15.247 # Peak output power PM DTS ~ WLAN2G4 g mode

Test References

TC Start	11.05.2023 12:21:33
Ambit Temp [°C] Humidity [rel%]	22.7 42
System Version	4.0.1.0
Test Specification	FCC 15.247 -
Test Method	DTS: KDB 558074 D01 V05 - Chapter 8.3.1.3 PKPM1 Peak-reading Power Meter Method
TC Version	0.0.1
My Description	FCC 15.247 Peak output power PM DTS - WLAN2G4 g mode
Add. Information	

EUT Common Settings WLAN2G4

Number of Antenna Ports	1
User Interaction	No

Test Parameter

Technology to test	WLAN2G4 g mode
Antenna Port used	1
Temperature	nom
Voltage	nom
Frequency low to test	False Freq [MHz] 2412
Frequency mid to test	False Freq [MHz] 2437
Frequency high to test	True Freq [MHz] 2462
Auto Control enabled Power Supply Climatic Box	No No
Additional Path Loss [dB]	0
Switched Path	EUT - SignalingUnit - PowerMeter

Test Equipment

Switch matrix,CTCadvanced,SPM-4 NI DAQ,28016133,NI
Power sensor,Keysight Technologies,U2021XA,MY59190010,A.04.06

Test at TX 2462 MHz

RESULT

<i>Test description</i>	<i>Lower Limit</i>	<i>Upper Limit</i>	<i>Measured</i>	<i>Unit</i>	<i>Verdict</i>
Peak power	--	30	20.73	dBm	PASS

Verdict

PASS

- END OF DOCUMENT -