

# Measurement Results

1-8684/19-01-03\_Annex\_MR\_A\_1

[Test logging](#)

---

This addendum is electronically signed and valid without handwritten signature.  
For verification of the electronic signatures, the public keys can be requested at the testing laboratory.

Document authorized:

---

---

Jörg Warken  
Lab Manager  
Radio Communications & EMC

## Table of Content

IUT Summary	3
1. Common2G4 Peak Output Power conducted 3MHz_3MHz ~ BT Classic Basic rate	4
2. FCC Part 15.247 Maximum Peak Conducted Output Power FHSS ~ BT Classic Basic rate	8
3. FCC Part 15.247 Number Of Hopping Channels FHSS ~ BT Classic Basic rate	12
4. FCC Part 15.247 Carrier Frequency Separation FHSS ~ BT Classic Basic rate	16
5. FCC Part 15.247 Bandwidth 99PCT-20dB ~ BT Classic Basic rate	19
6. FCC Part 15.247 TX Spurious Conduced ~ BT Classic Basic rate	26
7. Common2G4 Peak Output Power conducted 3MHz_3MHz ~ BT Classic EDR Pi/4DQPSK	30
8. FCC Part 15.247 Maximum Peak Conducted Output Power FHSS ~ BT Classic EDR Pi/4DQPSK	34
9. FCC Part 15.247 Bandwidth 99PCT-20dB ~ BT Classic EDR Pi/4DQPSK	38
10. FCC Part 15.247 TX Spurious Conduced ~ BT Classic EDR Pi/4DQPSK	45
11. Common2G4 Peak Output Power conducted 3MHz_3MHz ~ BT Classic EDR 8DPSK	49
12. FCC Part 15.247 Maximum Peak Conducted Output Power FHSS ~ BT Classic EDR 8DPSK	53
13. FCC Part 15.247 Bandwidth 99PCT-20dB ~ BT Classic EDR 8DPSK	57
14. FCC Part 15.247 TX Spurious Conduced ~ BT Classic EDR 8DPSK	64

## IUT Summary

IUT DEFINITION & Common settings	
Manufacturer	FLIR Systems AB
Type	Infrared Camera C8940
Serial No.   Setup No.	Sample 894000031   1.0
SW Version   HW Version	NI   NI
Comment 1   2	
Tlow   Tmid   Thigh [°C]	-20   20   55
Vlow   Vmid   Vhigh [V] @Imax [A]	4.5 5.0 5.5
Auto Control enabled Power Supply   Climatic Box	No   No
Antenna Gain [dBi]	0
Additional Path Loss [dB]	0.5

IUT Common Settings BT Classic	
Intermodulation Value N	3
Image Freq. Low   Mid   High [MHz]	-3
Power Class	1
Power Control	Enhanced
Longest Supported Packet Type	DH5
RF Supported	Basic Rate True   EDR Pi/4DQPSK True   EDR 8DPSK True
Testmode	LOOPback
Perform Inquiry	No
IUT BT Address	0004F3FFFFFC
Signaling BT Address	BABEBEDADBAD
Switch Matrix & Pathcompensation enabled	Yes

## 1. Common2G4 Peak Output Power conducted 3MHz\_3MHz ~ BT Classic Basic rate

Test References	
TC Start	27.01.2020 12:32:01
System Version	1.0.0.31
Test Specification	None
Test Method	
Class / TC Version	TC_VM_Common2G4_Peak_Output_Power_Conducted_3MHz_3MHz_V01 Version: 0.0.1
My Description	Peak Output Power conducted 3MHz/3MHz - BT Classic Basic Rate
Add. Information	

Test Parameter	
Technology to test	BT Classic Basic rate
Antenna Port used	1
Temperature	mid
Voltage	mid
Frequency low to test	True   Freq [MHz] 2402
Frequency mid to test	True   Freq [MHz] 2441
Frequency high to test	True   Freq [MHz] 2480
Switched Path	IUT - SignalingUnit - SpectrumAnalyzer
Devices in use	SigBT: Rohde&Schwarz,CMW,1201.0002k75/100683,3.7.160   SA: Rohde&Schwarz,FSV-30,1321.3008K30/103809,3.60

## Test at TX 2402 MHz

### RESULT: BT Classic Connection check

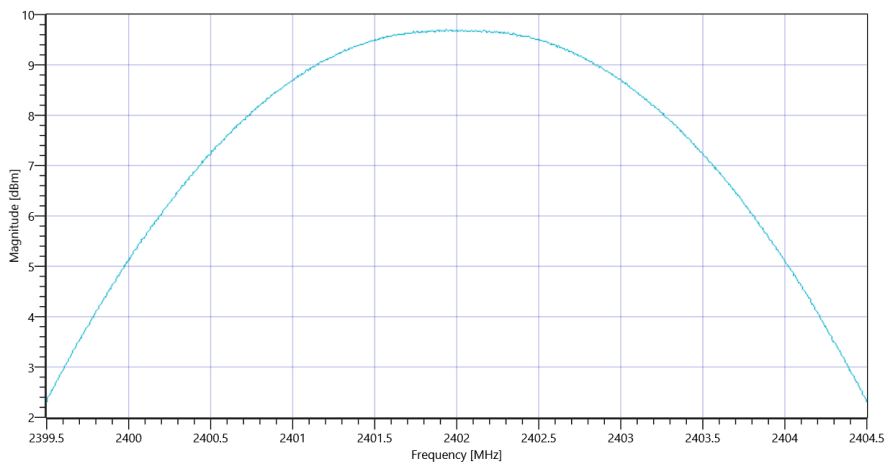
Test Description	Lower Limit	Upper Limit	Measured	Unit	Verdict
Connection result	---	---	---	--	TCON

### READ SA SETTINGS:

RefLevel [dBm]   RefLevelOffset [dB]   InpAtt [dB]	19.58   10.29   25				
Start [MHz]   Stop [MHz]	2399.500   2404.500				
RBW [MHz]   VBW [MHz]	3.000000   3.000000				
Detector   TraceMode	POS   MAXH				
Sweep: Time [ms]   Count   Points per Section   Type	1000   10   1001   SWE				

### RESULT: TC\_VM\_Common2G4\_Peak\_Output\_Power\_Conducted\_3MHz\_3MHz\_V01

Test Description	Lower Limit	Upper Limit	Measured	Unit	Verdict
Peak Power	---	---	9.71	dBm	Info
Peak Power	---	---	9.354057	mW	Info
Frequency at Peak	---	---	2401.935	MHz	Info



Plot\_Common2G4 Peak Output Power conducted 3MHz\_3MHz ~ BT Classic Basic rate\_27012020\_123233.png

## Test at TX 2441 MHz

### RESULT: BT Classic Connection check

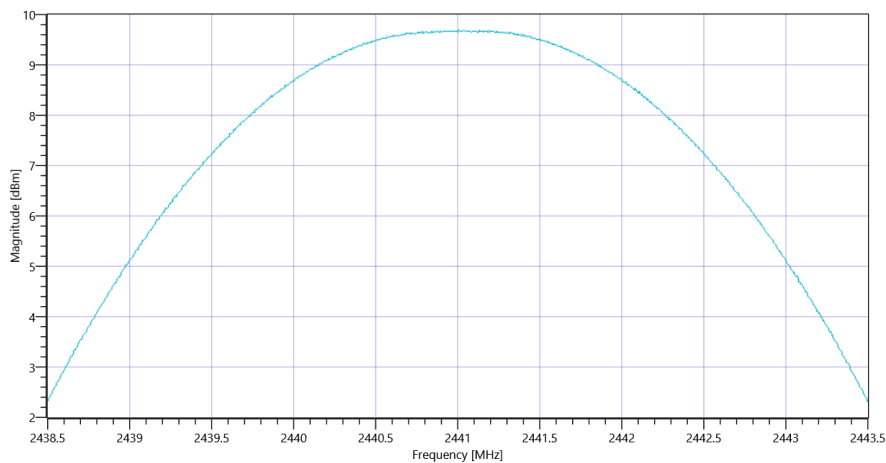
Test Description	Lower Limit	Upper Limit	Measured	Unit	Verdict
Connection result	---	---	---	--	TCON

### READ SA SETTINGS:

RefLevel [dBm]   RefLevelOffset [dB]   InpAtt [dB]	19.52   10.41   25				
Start [MHz]   Stop [MHz]	2438.500   2443.500				
RBW [MHz]   VBW [MHz]	3.000000   3.000000				
Detector   TraceMode	POS   MAXH				
Sweep: Time [ms]   Count   Points per Section   Type	1000   10   1001   SWE				

### RESULT: TC\_VM\_Common2G4\_Peak\_Output\_Power\_Conducted\_3MHz\_3MHz\_V01

Test Description	Lower Limit	Upper Limit	Measured	Unit	Verdict
Peak Power	---	---	9.69	dBm	Info
Peak Power	---	---	9.311079	mW	Info
Frequency at Peak	---	---	2441.005	MHz	Info



Plot\_Common2G4 Peak Output Power conducted 3MHz\_3MHz ~ BT Classic Basic rate\_27012020\_123259.png

## Test at TX 2480 MHz

### RESULT: BT Classic Connection check

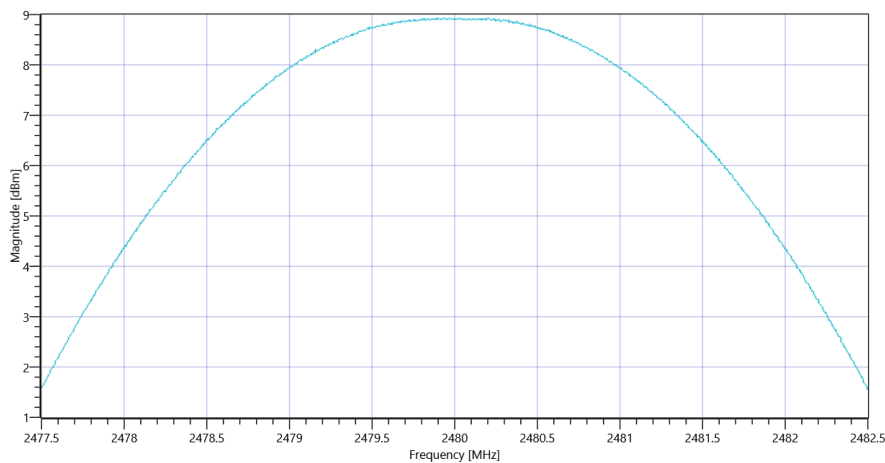
Test Description	Lower Limit	Upper Limit	Measured	Unit	Verdict
Connection result	---	---	---	--	TCON

### READ SA SETTINGS:

RefLevel [dBm]   RefLevelOffset [dB]   InpAtt [dB]	18.71   10.46   25				
Start [MHz]   Stop [MHz]	2477.500   2482.500				
RBW [MHz]   VBW [MHz]	3.000000   3.000000				
Detector   TraceMode	POS   MAXH				
Sweep: Time [ms]   Count   Points per Section   Type	1000   10   1001   SWE				

### RESULT: TC\_VM\_Common2G4\_Peak\_Output\_Power\_Conducted\_3MHz\_3MHz\_V01

Test Description	Lower Limit	Upper Limit	Measured	Unit	Verdict
Peak Power	---	---	8.93	dBm	Info
Peak Power	---	---	7.816278	mW	Info
Frequency at Peak	---	---	2480.035	MHz	Info



Plot\_Common2G4 Peak Output Power conducted 3MHz\_3MHz ~ BT Classic Basic rate\_27012020\_123325.png

### TEST FINISHED

General Verdict

27.01.2020 12:33:26 / RT: 84 s

PASS

## 2. FCC Part 15.247 Maximum Peak Conducted Output Power FHSS ~ BT Classic Basic rate

Test References	
TC Start	27.01.2020 12:33:30
System Version	1.0.0.31
Test Specification	FCC Part 15.247
Test Method	
Class / TC Version	TC_VM_FCC15247_Maximum_Peak_Conducted_Output_Power_FHSS_V01 Version: 0.0.1
My Description	FCC 15.247 Maximum Peak Output Power Conducted FHSS - BT Classic Basic Rate
Add. Information	

Test Parameter	
Technology to test	BT Classic Basic rate
Antenna Port used	1
Temperature	mid
Voltage	mid
Frequency low to test	True   Freq [MHz] 2402
Frequency mid to test	True   Freq [MHz] 2441
Frequency high to test	True   Freq [MHz] 2480
Switched Path	IUT - SignalingUnit - SpectrumAnalyzer
Devices in use	SigBT: Rohde&Schwarz,CMW,1201.0002k75/100683,3.7.160   SA: Rohde&Schwarz,FSV-30,1321.3008K30/103809,3.60



## Test at TX 2402 MHz

**RESULT: BT Classic Connection check**

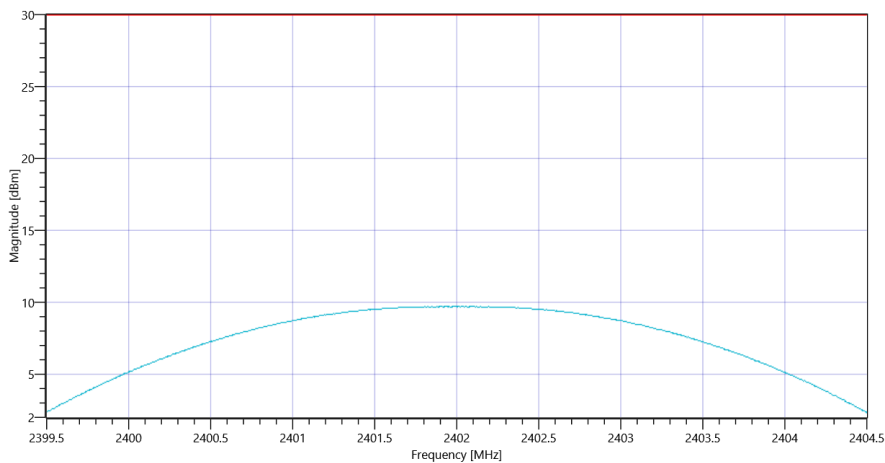
Test Description	Lower Limit	Upper Limit	Measured	Unit	Verdict
Connection result	---	---	---	--	TCON

**READ SA SETTINGS:**

RefLevel [dBm]   RefLevelOffset [dB]   InpAtt [dB]	19.60   10.29   25				
Start [MHz]   Stop [MHz]	2399.500   2404.500				
RBW [MHz]   VBW [MHz]	3.000000   10.000000				
Detector   TraceMode	POS   MAXH				
Sweep: Time [ms]   Count   Points per Section   Type	1000   10   1001   SWE				

**RESULT: TC\_VM\_FCC15247\_Maximum\_Peak\_Conducted\_Output\_Power\_FHSS\_V01**

Test Description	Lower Limit	Upper Limit	Measured	Unit	Verdict
Peak Power	---	30.00	9.71	dBm	PASS
Peak Power	---	1000	9.354057	mW	PASS
Frequency at Peak	---	---	2402.01	MHz	Information



Plot\_FCC Part 15.247 Maximum Peak Conducted Output Power FHSS ~ BT Classic Basic rate\_27012020\_123401.png

## Test at TX 2441 MHz

**RESULT: BT Classic Connection check**

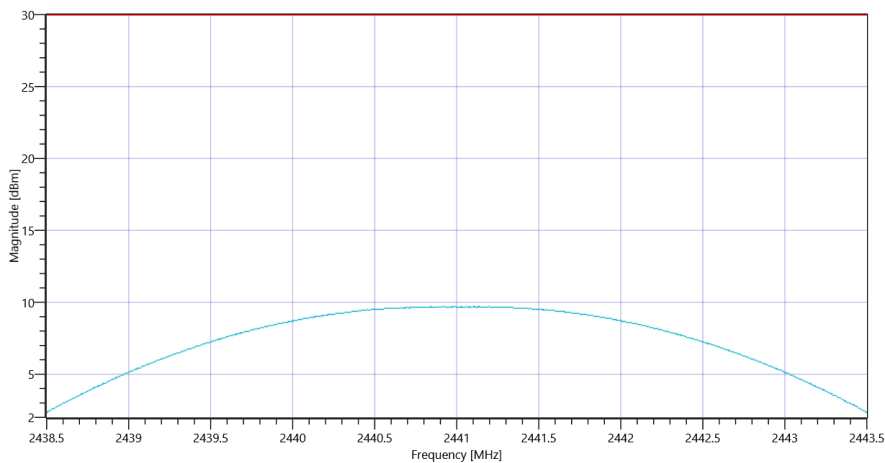
Test Description	Lower Limit	Upper Limit	Measured	Unit	Verdict
Connection result	---	---	---	--	TCON

**READ SA SETTINGS:**

RefLevel [dBm]   RefLevelOffset [dB]   InpAtt [dB]	19.54   10.41   25				
Start [MHz]   Stop [MHz]	2438.500   2443.500				
RBW [MHz]   VBW [MHz]	3.000000   10.000000				
Detector   TraceMode	POS   MAXH				
Sweep: Time [ms]   Count   Points per Section   Type	1000   10   1001   SWE				

**RESULT: TC\_VM\_FCC15247\_Maximum\_Peak\_Conducted\_Output\_Power\_FHSS\_V01**

Test Description	Lower Limit	Upper Limit	Measured	Unit	Verdict
Peak Power	---	30.00	9.7	dBm	PASS
Peak Power	---	1000	9.332543	mW	PASS
Frequency at Peak	---	---	2441.14	MHz	Information



Plot\_FCC Part 15.247 Maximum Peak Conducted Output Power FHSS ~ BT Classic Basic rate\_27012020\_123427.png

## Test at TX 2480 MHz

**RESULT: BT Classic Connection check**

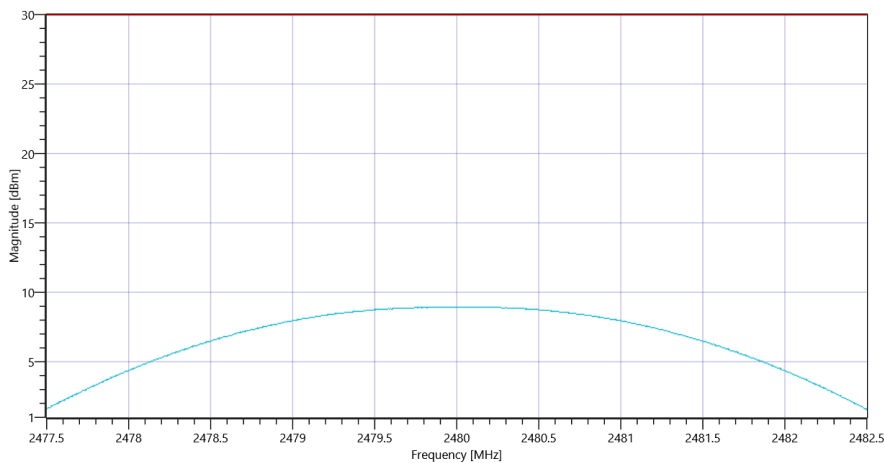
Test Description	Lower Limit	Upper Limit	Measured	Unit	Verdict
Connection result	---	---	---	--	TCON

**READ SA SETTINGS:**

RefLevel [dBm]   RefLevelOffset [dB]   InpAtt [dB]	18.73   10.46   25				
Start [MHz]   Stop [MHz]	2477.500   2482.500				
RBW [MHz]   VBW [MHz]	3.000000   10.000000				
Detector   TraceMode	POS   MAXH				
Sweep: Time [ms]   Count   Points per Section   Type	1000   10   1001   SWE				

**RESULT: TC\_VM\_FCC15247\_Maximum\_Peak\_Conducted\_Output\_Power\_FHSS\_V01**

Test Description	Lower Limit	Upper Limit	Measured	Unit	Verdict
Peak Power	---	30.00	8.95	dBm	PASS
Peak Power	---	1000	7.852356	mW	PASS
Frequency at Peak	---	---	2480.11	MHz	Information



Plot\_FCC Part 15.247 Maximum Peak Conducted Output Power FHSS ~ BT Classic Basic rate\_27012020\_123452.png

**TEST FINISHED**

General Verdict

27.01.2020 12:34:53 / RT: 83 s

PASS

### 3. FCC Part 15.247 Number Of Hopping Channels FHSS ~ BT Classic Basic rate

Test References	
TC Start	27.01.2020 12:34:57
System Version	1.0.0.31
Test Specification	FCC Part 15.247
Test Method	
Class / TC Version	TC_VM_FCC15247_Number_of_hopping_channels_FHSS_V01 Version: 0.0.1
My Description	FCC 15.247 Number Of Hopping Channels FHSS - BT Classic Basic Rate
Add. Information	

Test Parameter	
Technology to test	BT Classic Basic rate
Antenna Port used	1
Temperature	mid
Voltage	mid
Frequency low to test	False   Freq [MHz] 2402
Frequency mid to test	False   Freq [MHz] 2441
Frequency high to test	False   Freq [MHz] 2480
Switched Path	IUT - SignalingUnit - SpectrumAnalyzer
Devices in use	SigBT: Rohde&Schwarz,CMW,1201.0002k75/100683,3.7.160   SA: Rohde&Schwarz,FSV-30,1321.3008K30/103809,3.60

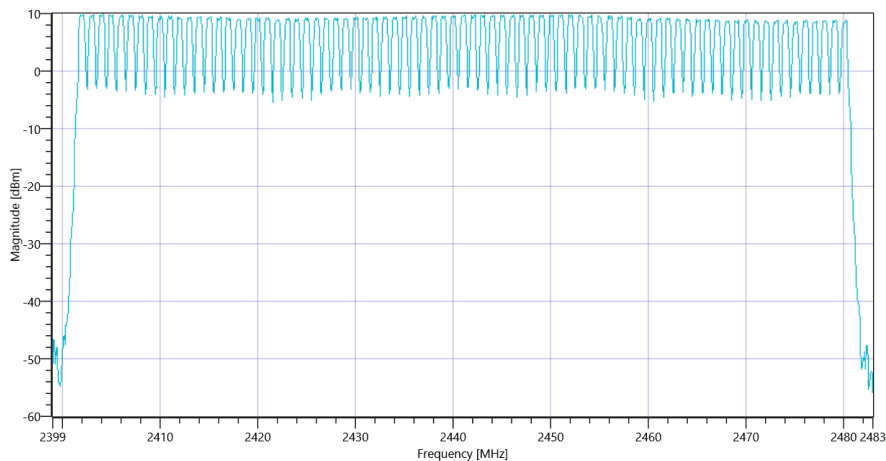
## Test at TX hopping MHz

RESULT: BT Classic Connection check					
Test Description	Lower Limit	Upper Limit	Measured	Unit	Verdict
Connection result	--	--	--	--	TCON

READ SA SETTINGS:	
RefLevel [dBm]   RefLevelOffset [dB]   InpAtt [dB]	14.75   10.41   20
Start [MHz]   Stop [MHz]	2399.000   2483.000
RBW [MHz]   VBW [MHz]	0.200000   0.500000
Detector   TraceMode	POS   MAXH
Sweep: Time [ms]   Count   Points per Section   Type	1   10000   1001   SWE

RESULT: TC_VM_FCC15247_Number_of_hopping_channels_FHSS_V01					
Test Description	Lower Limit	Upper Limit	Measured	Unit	Verdict
Hopp channel (rounded)	--	--	2402	MHz	Information
Hopp channel (rounded)	--	--	2403	MHz	Information
Hopp channel (rounded)	--	--	2404	MHz	Information
Hopp channel (rounded)	--	--	2405	MHz	Information
Hopp channel (rounded)	--	--	2406	MHz	Information
Hopp channel (rounded)	--	--	2407	MHz	Information
Hopp channel (rounded)	--	--	2408	MHz	Information
Hopp channel (rounded)	--	--	2409	MHz	Information
Hopp channel (rounded)	--	--	2410	MHz	Information
Hopp channel (rounded)	--	--	2411	MHz	Information
Hopp channel (rounded)	--	--	2412	MHz	Information
Hopp channel (rounded)	--	--	2413	MHz	Information
Hopp channel (rounded)	--	--	2414	MHz	Information
Hopp channel (rounded)	--	--	2415	MHz	Information
Hopp channel (rounded)	--	--	2416	MHz	Information
Hopp channel (rounded)	--	--	2417	MHz	Information
Hopp channel (rounded)	--	--	2418	MHz	Information
Hopp channel (rounded)	--	--	2419	MHz	Information
Hopp channel (rounded)	--	--	2420	MHz	Information
Hopp channel (rounded)	--	--	2421	MHz	Information
Hopp channel (rounded)	--	--	2422	MHz	Information
Hopp channel (rounded)	--	--	2423	MHz	Information
Hopp channel (rounded)	--	--	2424	MHz	Information
Hopp channel (rounded)	--	--	2425	MHz	Information
Hopp channel (rounded)	--	--	2426	MHz	Information
Hopp channel (rounded)	--	--	2427	MHz	Information
Hopp channel (rounded)	--	--	2428	MHz	Information
Hopp channel (rounded)	--	--	2429	MHz	Information
Hopp channel (rounded)	--	--	2430	MHz	Information
Hopp channel (rounded)	--	--	2431	MHz	Information
Hopp channel (rounded)	--	--	2432	MHz	Information
Hopp channel (rounded)	--	--	2433	MHz	Information
Hopp channel (rounded)	--	--	2434	MHz	Information
Hopp channel (rounded)	--	--	2435	MHz	Information
Hopp channel (rounded)	--	--	2436	MHz	Information
Hopp channel (rounded)	--	--	2437	MHz	Information
Hopp channel (rounded)	--	--	2438	MHz	Information
Hopp channel (rounded)	--	--	2439	MHz	Information
Hopp channel (rounded)	--	--	2440	MHz	Information
Hopp channel (rounded)	--	--	2441	MHz	Information
Hopp channel (rounded)	--	--	2442	MHz	Information
Hopp channel (rounded)	--	--	2443	MHz	Information

Hopp channel (rounded)	--	--	2444	MHz	Information
Hopp channel (rounded)	--	--	2445	MHz	Information
Hopp channel (rounded)	--	--	2446	MHz	Information
Hopp channel (rounded)	--	--	2447	MHz	Information
Hopp channel (rounded)	--	--	2448	MHz	Information
Hopp channel (rounded)	--	--	2449	MHz	Information
Hopp channel (rounded)	--	--	2450	MHz	Information
Hopp channel (rounded)	--	--	2451	MHz	Information
Hopp channel (rounded)	--	--	2452	MHz	Information
Hopp channel (rounded)	--	--	2453	MHz	Information
Hopp channel (rounded)	--	--	2454	MHz	Information
Hopp channel (rounded)	--	--	2455	MHz	Information
Hopp channel (rounded)	--	--	2456	MHz	Information
Hopp channel (rounded)	--	--	2457	MHz	Information
Hopp channel (rounded)	--	--	2458	MHz	Information
Hopp channel (rounded)	--	--	2459	MHz	Information
Hopp channel (rounded)	--	--	2460	MHz	Information
Hopp channel (rounded)	--	--	2461	MHz	Information
Hopp channel (rounded)	--	--	2462	MHz	Information
Hopp channel (rounded)	--	--	2463	MHz	Information
Hopp channel (rounded)	--	--	2464	MHz	Information
Hopp channel (rounded)	--	--	2465	MHz	Information
Hopp channel (rounded)	--	--	2466	MHz	Information
Hopp channel (rounded)	--	--	2467	MHz	Information
Hopp channel (rounded)	--	--	2468	MHz	Information
Hopp channel (rounded)	--	--	2469	MHz	Information
Hopp channel (rounded)	--	--	2470	MHz	Information
Hopp channel (rounded)	--	--	2471	MHz	Information
Hopp channel (rounded)	--	--	2472	MHz	Information
Hopp channel (rounded)	--	--	2473	MHz	Information
Hopp channel (rounded)	--	--	2474	MHz	Information
Hopp channel (rounded)	--	--	2475	MHz	Information
Hopp channel (rounded)	--	--	2476	MHz	Information
Hopp channel (rounded)	--	--	2477	MHz	Information
Hopp channel (rounded)	--	--	2478	MHz	Information
Hopp channel (rounded)	--	--	2479	MHz	Information
Hopp channel (rounded)	--	--	2480	MHz	Information
Σ Hopping channels	15	--	79	Number	PASS



Plot\_FCC Part 15.247 Number Of Hopping Channels FHSS ~ BT Classic Basic rate\_27012020\_123542.png

TEST FINISHED

General Verdict

27.01.2020 12:35:43 / RT: 45 s

PASS

## 4. FCC Part 15.247 Carrier Frequency Separation FHSS ~ BT Classic Basic rate

Test References	
TC Start	27.01.2020 12:35:47
System Version	1.0.0.31
Test Specification	FCC Part 15.247
Test Method	
Class / TC Version	TC_VM_FCC15247_Carrier_Frequency_Separation_FHSS_V01 Version: 0.0.1
My Description	FCC 15.247 Carrier Frequency Separation FHSS - BT Classic Basic Rate
Add. Information	

Test Parameter	
Technology to test	BT Classic Basic rate
Antenna Port used	1
Temperature	mid
Voltage	mid
Frequency low to test	False   Freq [MHz] 2402
Frequency mid to test	False   Freq [MHz] 2441
Frequency high to test	False   Freq [MHz] 2480
Switched Path	IUT - SignalingUnit - SpectrumAnalyzer
Devices in use	SigBT: Rohde&Schwarz,CMW,1201.0002k75/100683,3.7.160   SA: Rohde&Schwarz,FSV-30,1321.3008K30/103809,3.60

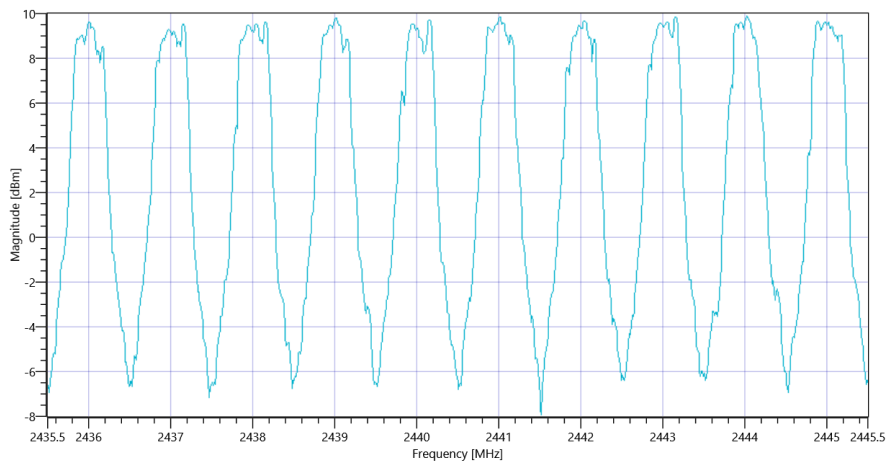


## Test at TX hopping MHz

RESULT: BT Classic Connection check					
Test Description	Lower Limit	Upper Limit	Measured	Unit	Verdict
Connection result	---	---	---	--	TCON

READ SA SETTINGS:	
RefLevel [dBm]   RefLevelOffset [dB]   InpAtt [dB]	14.75   10.41   20
Start [MHz]   Stop [MHz]	2435.500   2445.500
RBW [MHz]   VBW [MHz]	0.100000   0.300000
Detector   TraceMode	POS   MAXH
Sweep: Time [ms]   Count   Points per Section   Type	1   20000   1001   SWE

RESULT: TC_VM_FCC15247_Carrier_Frequency_Separation_FHSS_V01					
Test Description	Lower Limit	Upper Limit	Measured	Unit	Verdict
1 CFS n to n+1 (rnd)	0.025	---	1	MHz	PASS
1 CFS n to n+1 (rnd)	0.667 (2/3 Nom.BW)	---	1	MHz	PASS
2 CFS n to n+1 (rnd)	0.025	---	1	MHz	PASS
2 CFS n to n+1 (rnd)	0.667 (2/3 Nom.BW)	---	1	MHz	PASS
3 CFS n to n+1 (rnd)	0.025	---	1	MHz	PASS
3 CFS n to n+1 (rnd)	0.667 (2/3 Nom.BW)	---	1	MHz	PASS
4 CFS n to n+1 (rnd)	0.025	---	1	MHz	PASS
4 CFS n to n+1 (rnd)	0.667 (2/3 Nom.BW)	---	1	MHz	PASS
5 CFS n to n+1 (rnd)	0.025	---	1	MHz	PASS
5 CFS n to n+1 (rnd)	0.667 (2/3 Nom.BW)	---	1	MHz	PASS
6 CFS n to n+1 (rnd)	0.025	---	1	MHz	PASS
6 CFS n to n+1 (rnd)	0.667 (2/3 Nom.BW)	---	1	MHz	PASS
7 CFS n to n+1 (rnd)	0.025	---	1	MHz	PASS
7 CFS n to n+1 (rnd)	0.667 (2/3 Nom.BW)	---	1	MHz	PASS
8 CFS n to n+1 (rnd)	0.025	---	1	MHz	PASS
8 CFS n to n+1 (rnd)	0.667 (2/3 Nom.BW)	---	1	MHz	PASS
9 CFS n to n+1 (rnd)	0.025	---	1	MHz	PASS
9 CFS n to n+1 (rnd)	0.667 (2/3 Nom.BW)	---	1	MHz	PASS
Carrier Freq. (rnd)	---	---	2436	MHz	Information
Carrier Freq. (rnd)	---	---	2437	MHz	Information
Carrier Freq. (rnd)	---	---	2438	MHz	Information
Carrier Freq. (rnd)	---	---	2439	MHz	Information
Carrier Freq. (rnd)	---	---	2440	MHz	Information
Carrier Freq. (rnd)	---	---	2441	MHz	Information
Carrier Freq. (rnd)	---	---	2442	MHz	Information
Carrier Freq. (rnd)	---	---	2443	MHz	Information
Carrier Freq. (rnd)	---	---	2444	MHz	Information
Carrier Freq. (rnd)	---	---	2445	MHz	Information



Plot\_FCC Part 15.247 Carrier Frequency Separation FHSS ~ BT Classic Basic rate\_27012020\_123745.png

TEST FINISHED

General Verdict

27.01.2020 12:37:45 / RT: 117 s

PASS

## 5. FCC Part 15.247 Bandwidth 99PCT-20dB ~ BT Classic Basic rate

Test References	
TC Start	27.01.2020 12:37:49
System Version	1.0.0.31
Test Specification	FCC Part 15.247
Test Method	
Class / TC Version	TC_VM_FCC15247_Bandwidth_99PCT_20dB_DTS_FHSS_V01 Version: 0.0.2
My Description	FCC 15.247 Bandwidth 99PCT - 20dB FHSS - BT Classic Basic Rate
Add. Information	

Test Parameter	
Technology to test	BT Classic Basic rate
Antenna Port used	1
Temperature	mid
Voltage	mid
Frequency low to test	True   Freq [MHz] 2402
Frequency mid to test	True   Freq [MHz] 2441
Frequency high to test	True   Freq [MHz] 2480
Switched Path	IUT - SignalingUnit - SpectrumAnalyzer
Devices in use	SigBT: Rohde&Schwarz,CMW,1201.0002k75/100683,3.7.160   SA: Rohde&Schwarz,FSV-30,1321.3008K30/103809,3.60

## Test at TX 2402 MHz

RESULT: BT Classic Connection check

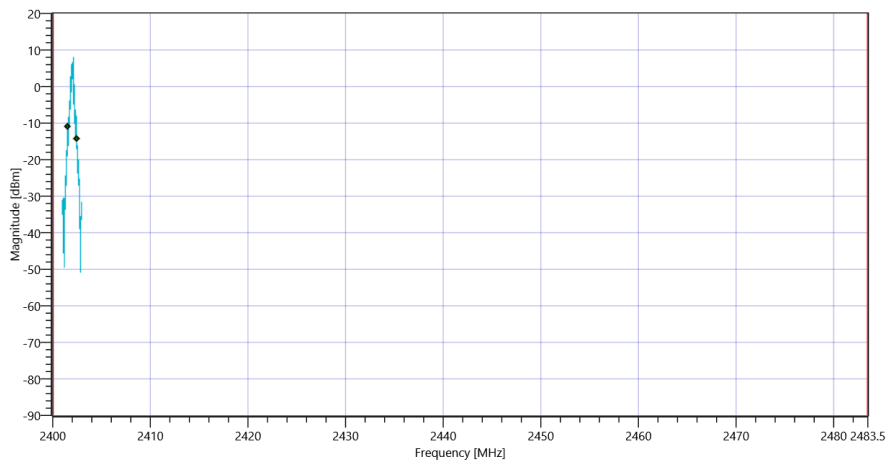
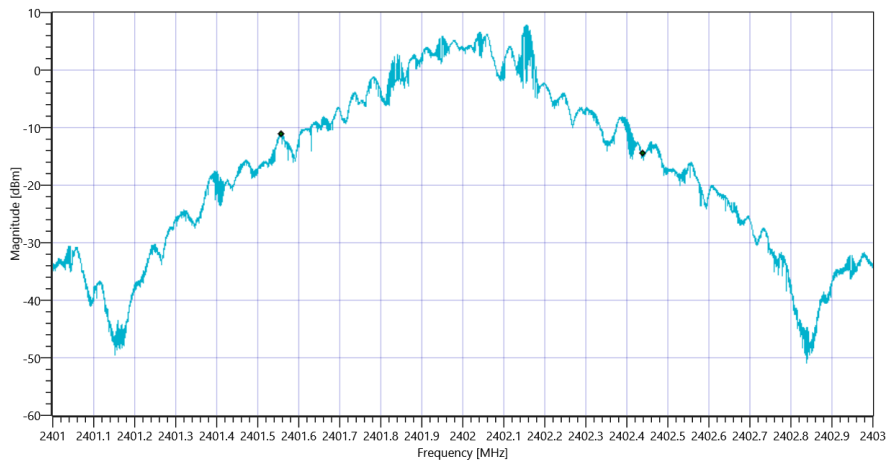
Test Description	Lower Limit	Upper Limit	Measured	Unit	Verdict
Connection result	---	---	---	--	TCON

READ SA SETTINGS:

RefLevel [dBm]   RefLevelOffset [dB]   InpAtt [dB]	14.61   10.29   20				
Start [MHz]   Stop [MHz]	2401.000   2403.000				
RBW [MHz]   VBW [MHz]	0.020000   0.050000				
Detector   TraceMode	POS   MAXH				
Sweep: Time [ms]   Count   Points per Section   Type	50   200   10001   SWE				

RESULT: TC\_VM\_FCC15247\_Bandwidth\_99PCT\_20dB\_DTS\_FHSS\_V01

Test Description	Lower Limit	Upper Limit	Measured	Unit	Verdict
Bandwidth 99%	---	---	883	kHz	Information
T1 99%	2400.000000	---	2401.5576	MHz	PASS
T2 99%	---	2483.500000	2402.4406	MHz	PASS



RESULT: TC\_VM\_FCC15247\_Bandwidth\_99PCT\_20dB\_DTS\_FHSS\_V01

Test Description	Lower Limit	Upper Limit	Measured	Unit	Verdict
Bandwidth 20dB	---	---	868	kHz	Information
T1 20DB	2400.000000	---	2401.5480	MHz	PASS

T2 20dB

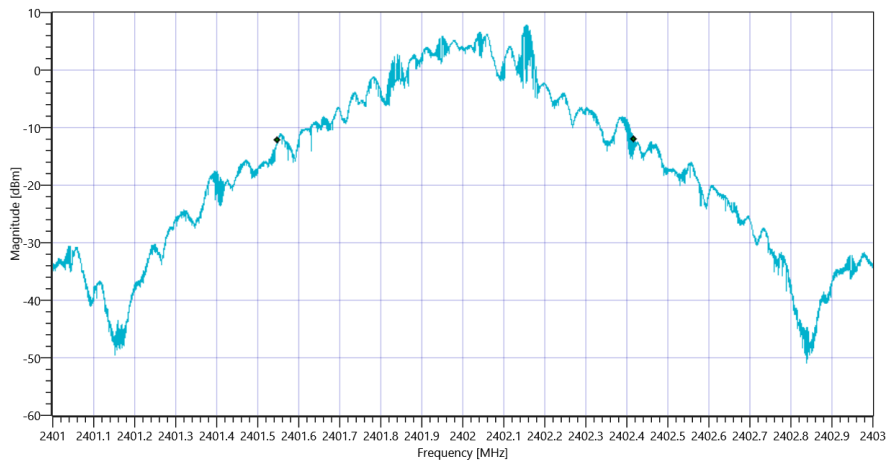
--

2483.500000

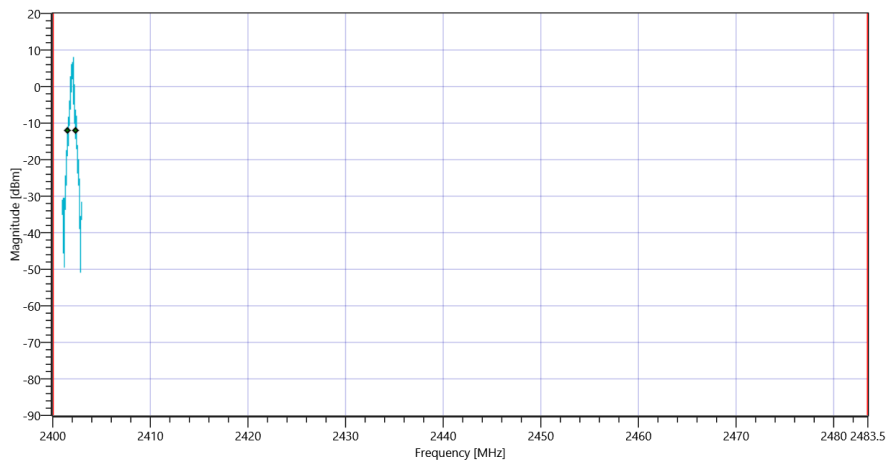
2402.4164

MHz

PASS



Plot\_FCC Part 15.247 Bandwidth 99PCT-20dB ~ BT Classic Basic rate 20dB\_27012020\_123830.png



Plot\_FCC Part 15.247 Bandwidth 99PCT-20dB ~ BT Classic Basic rate\_27012020\_123834.png

## Test at TX 2441 MHz

**RESULT: BT Classic Connection check**

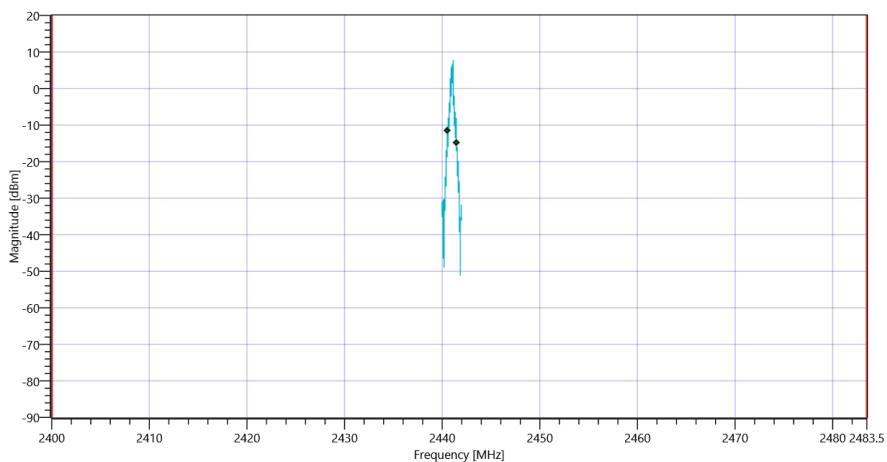
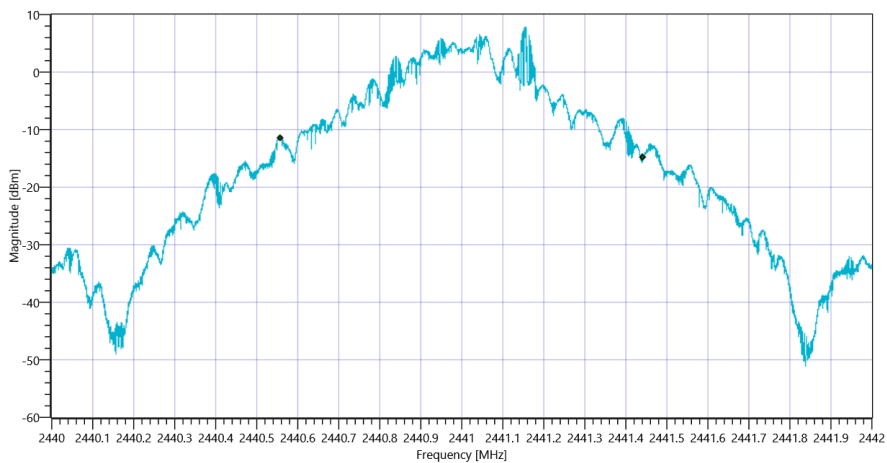
Test Description	Lower Limit	Upper Limit	Measured	Unit	Verdict
Connection result	---	---	---	--	TCON

**READ SA SETTINGS:**

RefLevel [dBm]   RefLevelOffset [dB]   InpAtt [dB]	14.56   10.41   20				
Start [MHz]   Stop [MHz]	2440.000   2442.000				
RBW [MHz]   VBW [MHz]	0.020000   0.050000				
Detector   TraceMode	POS   MAXH				
Sweep: Time [ms]   Count   Points per Section   Type	50   200   10001   SWE				

**RESULT: TC\_VM\_FCC15247\_Bandwidth\_99PCT\_20dB\_DTS\_FHSS\_V01**

Test Description	Lower Limit	Upper Limit	Measured	Unit	Verdict
Bandwidth 99%	---	---	884	kHz	Information
T1 99%	2400.000000	---	2440.5584	MHz	PASS
T2 99%	---	2483.500000	2441.4424	MHz	PASS



**RESULT: TC\_VM\_FCC15247\_Bandwidth\_99PCT\_20dB\_DTS\_FHSS\_V01**

Test Description	Lower Limit	Upper Limit	Measured	Unit	Verdict
Bandwidth 20dB	---	---	866	kHz	Information
T1 20DB	2400.000000	---	2440.5488	MHz	PASS

T2 20dB

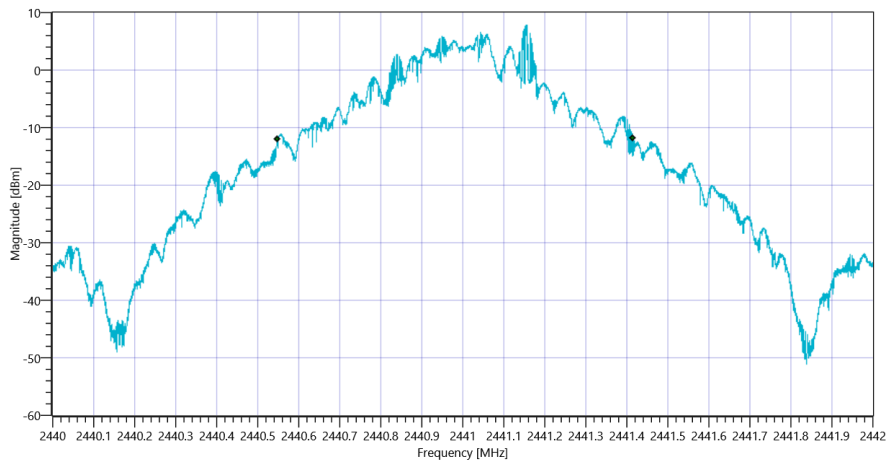
--

2483.50000

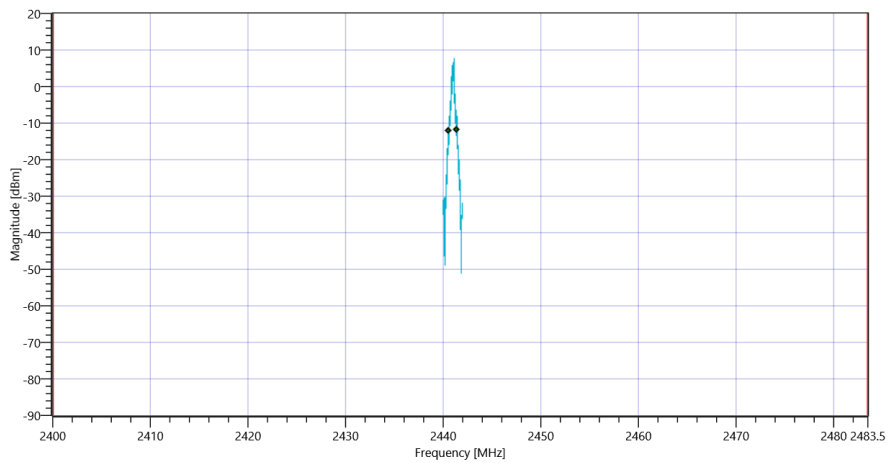
2441.4150

MHz

PASS



Plot\_FCC Part 15.247 Bandwidth 99PCT-20dB ~ BT Classic Basic rate 20dB\_27012020\_123911.png



Plot\_FCC Part 15.247 Bandwidth 99PCT-20dB ~ BT Classic Basic rate\_27012020\_123915.png

## Test at TX 2480 MHz

RESULT: BT Classic Connection check

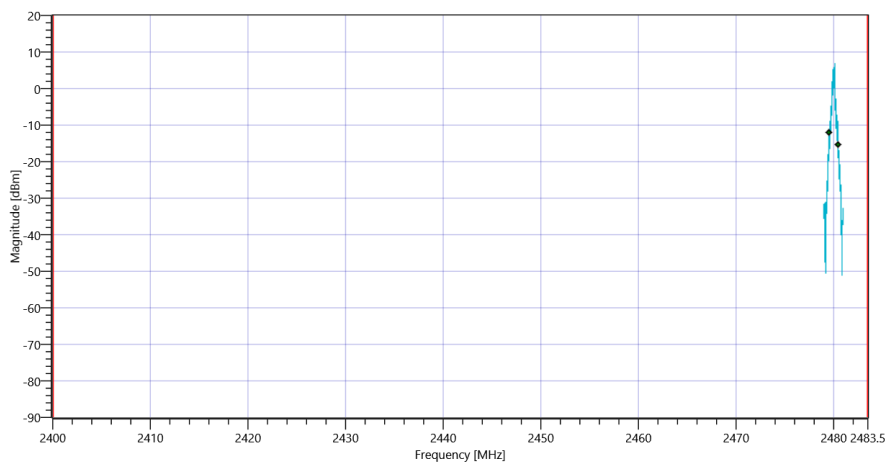
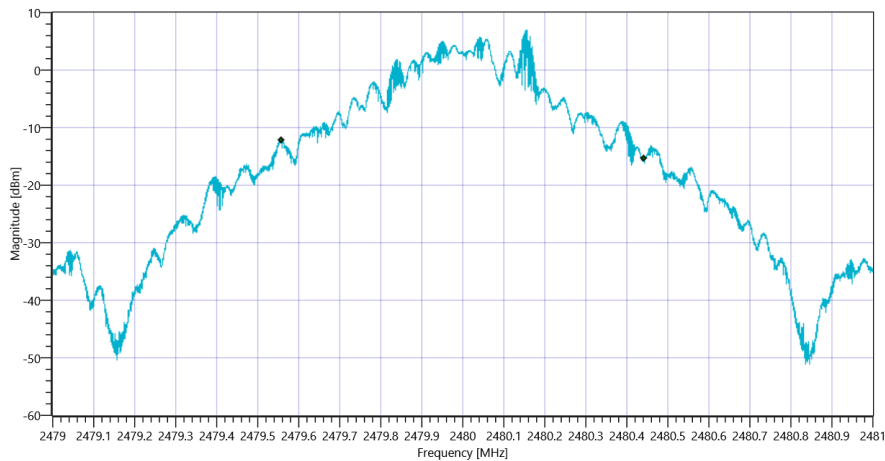
Test Description	Lower Limit	Upper Limit	Measured	Unit	Verdict
Connection result	---	---	---	--	TCON

READ SA SETTINGS:

RefLevel [dBm]   RefLevelOffset [dB]   InpAtt [dB]	13.74   10.46   20				
Start [MHz]   Stop [MHz]	2479.000   2481.000				
RBW [MHz]   VBW [MHz]	0.020000   0.050000				
Detector   TraceMode	POS   MAXH				
Sweep: Time [ms]   Count   Points per Section   Type	50   200   10001   SWE				

RESULT: TC\_VM\_FCC15247\_Bandwidth\_99PCT\_20dB\_DTS\_FHSS\_V01

Test Description	Lower Limit	Upper Limit	Measured	Unit	Verdict
Bandwidth 99%	---	---	884	kHz	Information
T1 99%	2400.000000	---	2479.5582	MHz	PASS
T2 99%	---	2483.500000	2480.4418	MHz	PASS



RESULT: TC\_VM\_FCC15247\_Bandwidth\_99PCT\_20dB\_DTS\_FHSS\_V01

Test Description	Lower Limit	Upper Limit	Measured	Unit	Verdict
Bandwidth 20dB	---	---	869	kHz	Information
T1 20DB	2400.000000	---	2479.5490	MHz	PASS



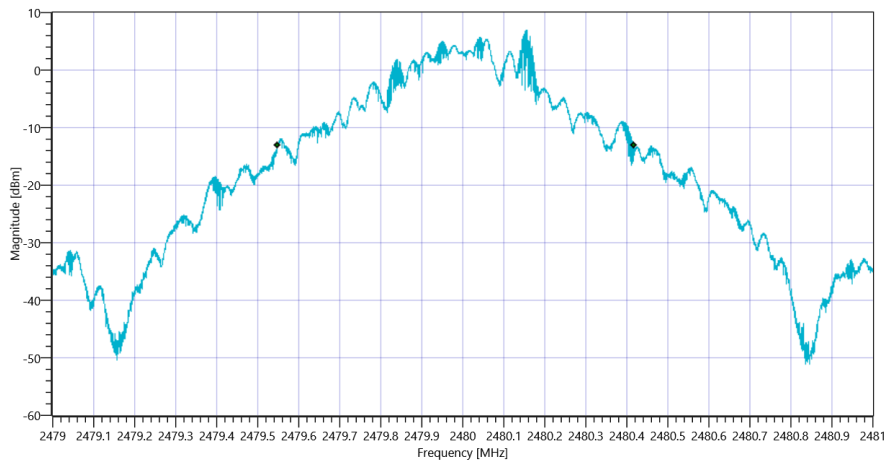
T2 20dB

2483.50000

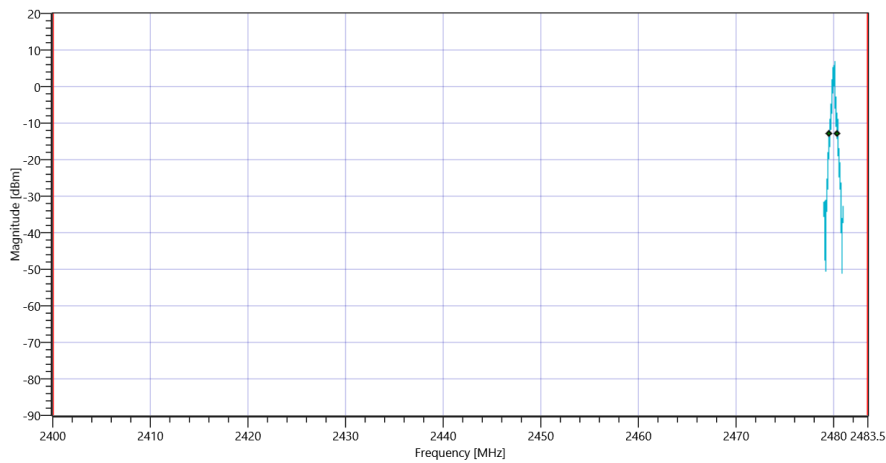
2480.4176

MHz

PASS



Plot\_FCC Part 15.247 Bandwidth 99PCT-20dB ~ BT Classic Basic rate 20dB\_27012020\_123953.png



Plot\_FCC Part 15.247 Bandwidth 99PCT-20dB ~ BT Classic Basic rate\_27012020\_123957.png

TEST FINISHED

General Verdict

27.01.2020 12:39:58 / RT: 128 s

PASS

## 6. FCC Part 15.247 TX Spurious Conducted ~ BT Classic Basic rate

Test References	
TC Start	27.01.2020 12:40:03
System Version	1.0.0.31
Test Specification	FCC Part 15.247
Test Method	IF DTS then 8.5 DTS emissions in non-restricted frequency bands: Subclause 11.11 of ANSI C63.10 is applicable.
Class / TC Version	TC_VM_FCC15247_TX_Emissions_Conducted_V01 Version: 0.0.1
My Description	FCC 15.247 TX Emissions Conducted FHSS - BT Classic Basic Rate
Add. Information	

Test Parameter	
Technology to test	BT Classic Basic rate
Antenna Port used	1
Temperature	mid
Voltage	mid
Frequency low to test	True   Freq [MHz] 2402
Frequency mid to test	True   Freq [MHz] 2441
Frequency high to test	True   Freq [MHz] 2480
Switched Path	IUT - SignalingUnit - SpectrumAnalyzer
Devices in use	SigBT: Rohde&Schwarz,CMW,1201.0002k75/100683,3.7.160   SA: Rohde&Schwarz,FSV-30,1321.3008K30/103809,3.60

## Test at TX 2402 MHz

RESULT: BT Classic Connection check

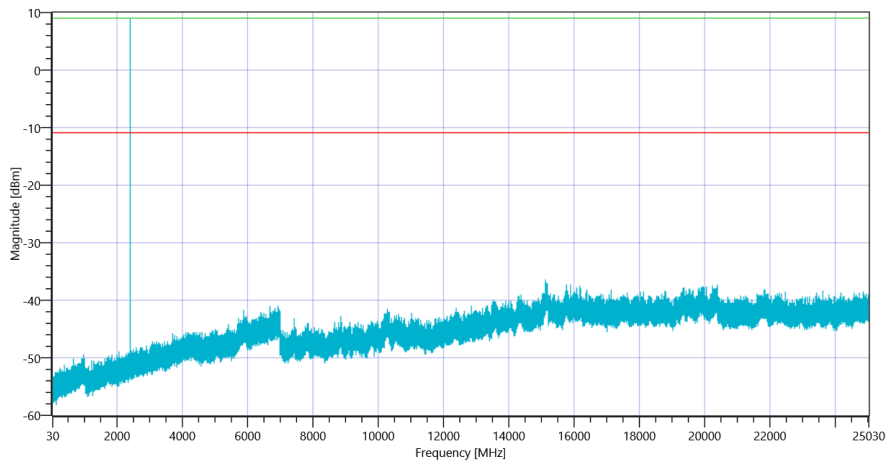
Test Description	Lower Limit	Upper Limit	Measured	Unit	Verdict
Connection result	---	---	---	--	TCON

READ SA SETTINGS:

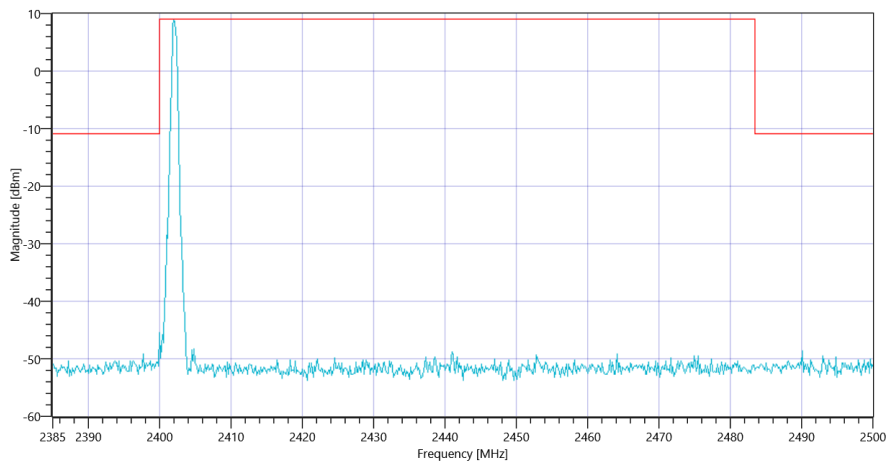
RefLevel [dBm]   RefLevelOffset [dB]   InpAtt [dB]	14.82   0   30				
Start [MHz]   Stop [MHz]	24530.000   25030.000				
RBW [MHz]   VBW [MHz]	0.100000   0.300000				
Detector   TraceMode	POS   MAXH				
Sweep: Time [ms]   Count   Points per Section   Type	500   8   3001   SWE				

RESULT: TC\_VM\_FCC15247\_TX\_Emissions\_Conducted\_V01

Test Description	Lower Limit	Upper Limit	Measured	Unit	Verdict
Reference @ 2402.00 MHz	---	---	9.05	dBm	Information
No peaks detected	---	---			PASS



Plot\_FCC Part 15.247 TX Spurious Conducted ~ BT Classic Basic rate 2402\_27012020\_124453.png



Plot\_FCC Part 15.247 TX Spurious Conducted ~ BT Classic Basic rate 2402\_27012020\_124456.png

## Test at TX 2441 MHz

RESULT: BT Classic Connection check

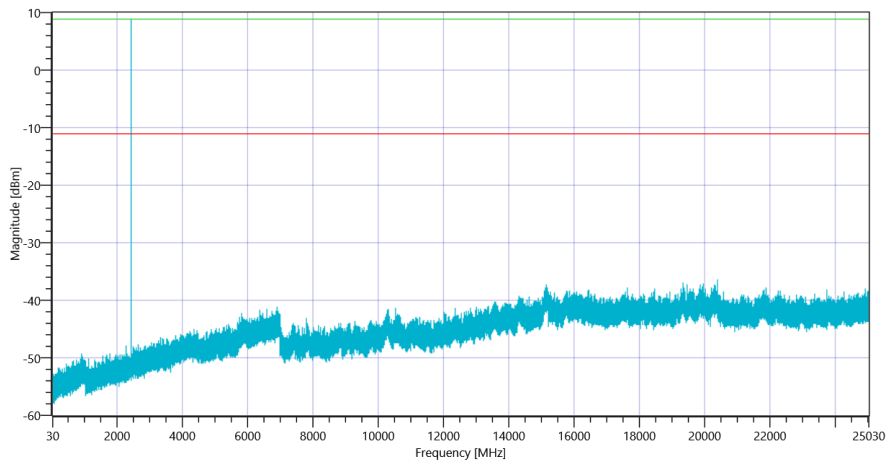
Test Description	Lower Limit	Upper Limit	Measured	Unit	Verdict
Connection result	---	---	---	--	TCON

READ SA SETTINGS:

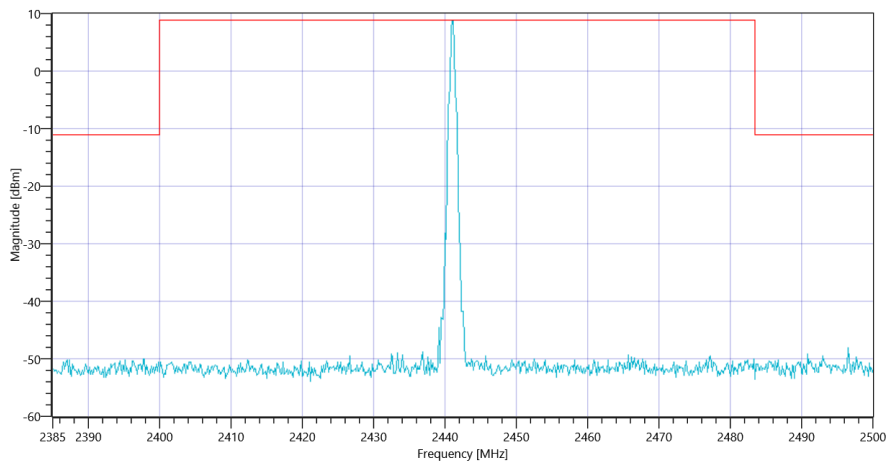
RefLevel [dBm]   RefLevelOffset [dB]   InpAtt [dB]	14.79   0   30				
Start [MHz]   Stop [MHz]	24530.000   25030.000				
RBW [MHz]   VBW [MHz]	0.100000   0.300000				
Detector   TraceMode	POS   MAXH				
Sweep: Time [ms]   Count   Points per Section   Type	500   8   3001   SWE				

RESULT: TC\_VM\_FCC15247\_TX\_Emissions\_Conducted\_V01

Test Description	Lower Limit	Upper Limit	Measured	Unit	Verdict
Reference @ 2441.00 MHz	---	---	8.86	dBm	Information
No peaks detected	---	---			PASS



Plot\_FCC Part 15.247 TX Spurious Conducted ~ BT Classic Basic rate 2441\_27012020\_124941.png



Plot\_FCC Part 15.247 TX Spurious Conducted ~ BT Classic Basic rate 2441\_27012020\_124944.png

## Test at TX 2480 MHz

RESULT: BT Classic Connection check

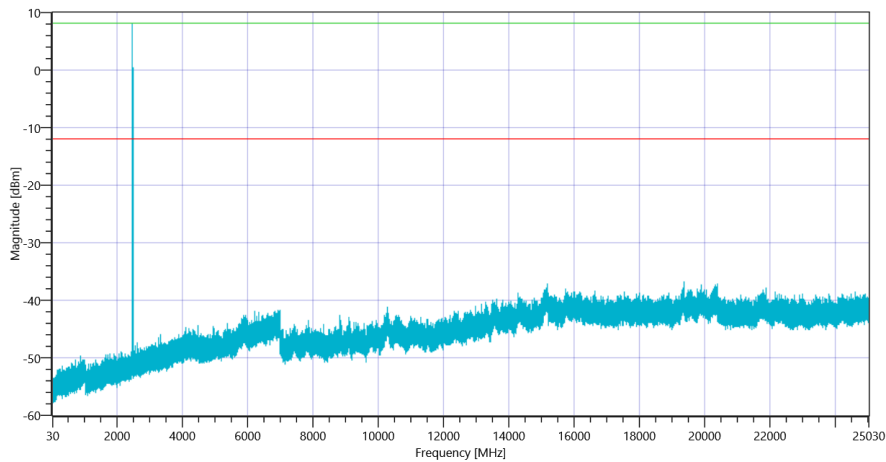
Test Description	Lower Limit	Upper Limit	Measured	Unit	Verdict
Connection result	---	---	---	--	TCON

READ SA SETTINGS:

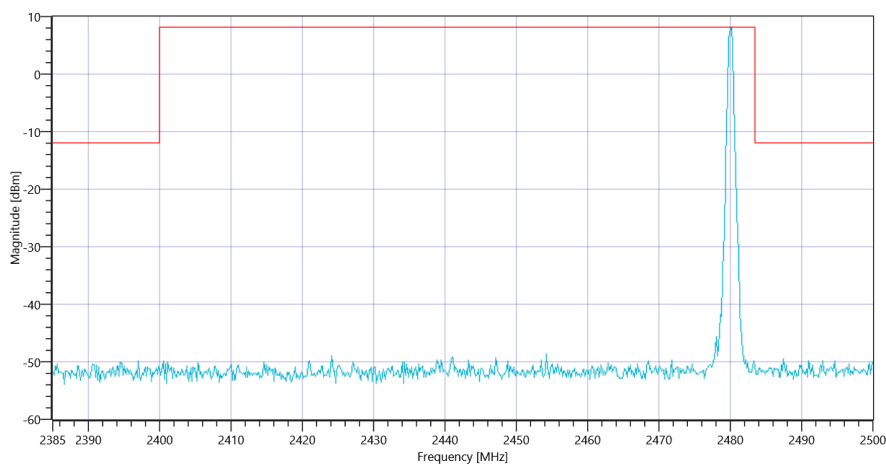
RefLevel [dBm]   RefLevelOffset [dB]   InpAtt [dB]	13.92   0   30				
Start [MHz]   Stop [MHz]	24530.000   25030.000				
RBW [MHz]   VBW [MHz]	0.100000   0.300000				
Detector   TraceMode	POS   MAXH				
Sweep: Time [ms]   Count   Points per Section   Type	500   8   3001   SWE				

RESULT: TC\_VM\_FCC15247\_TX\_Emissions\_Conducted\_V01

Test Description	Lower Limit	Upper Limit	Measured	Unit	Verdict
Reference @ 2480.17 MHz	---	---	8.06	dBm	Information
No peaks detected	---	---			PASS



Plot\_FCC Part 15.247 TX Spurious Conducted ~ BT Classic Basic rate 2480\_27012020\_125430.png



Plot\_FCC Part 15.247 TX Spurious Conducted ~ BT Classic Basic rate 2480\_27012020\_125433.png

TEST FINISHED

General Verdict

27.01.2020 12:54:35 / RT: 871 s

PASS

## 7. Common2G4 Peak Output Power conducted 3MHz\_3MHz ~ BT Classic EDR Pi/4DQPSK

Test References	
TC Start	27.01.2020 12:54:39
System Version	1.0.0.31
Test Specification	None
Test Method	
Class / TC Version	TC_VM_Common2G4_Peak_Output_Power_Conducted_3MHz_3MHz_V01 Version: 0.0.1
My Description	Peak Output Power conducted 3MHz/3MHz - BT Classic EDR Pi/4DQPSK
Add. Information	

Test Parameter	
Technology to test	BT Classic EDR Pi/4DQPSK
Antenna Port used	1
Temperature	mid
Voltage	mid
Frequency low to test	True   Freq [MHz] 2402
Frequency mid to test	True   Freq [MHz] 2441
Frequency high to test	True   Freq [MHz] 2480
Switched Path	IUT - SignalingUnit - SpectrumAnalyzer
Devices in use	SigBT: Rohde&Schwarz,CMW,1201.0002k75/100683,3.7.160   SA: Rohde&Schwarz,FSV-30,1321.3008K30/103809,3.60

## Test at TX 2402 MHz

RESULT: BT Classic Connection check

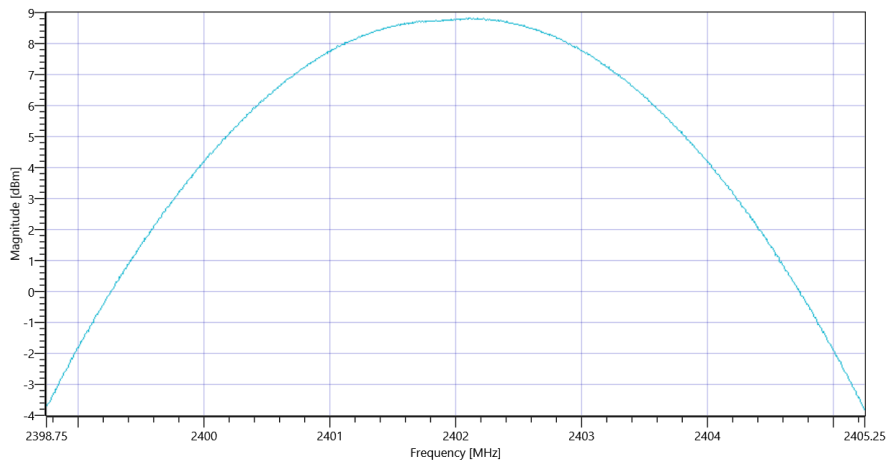
Test Description	Lower Limit	Upper Limit	Measured	Unit	Verdict
Connection result	--	--	--	--	TCON

READ SA SETTINGS:

RefLevel [dBm]   RefLevelOffset [dB]   InpAtt [dB]	17.72   10.29   25				
Start [MHz]   Stop [MHz]	2398.750   2405.250				
RBW [MHz]   VBW [MHz]	3.000000   3.000000				
Detector   TraceMode	POS   MAXH				
Sweep: Time [ms]   Count   Points per Section   Type	1000   10   1001   SWE				

RESULT: TC\_VM\_Common2G4\_Peak\_Output\_Power\_Conducted\_3MHz\_3MHz\_V01

Test Description	Lower Limit	Upper Limit	Measured	Unit	Verdict
Peak Power	--	--	8.82	dBm	Info
Peak Power	--	--	7.62079	mW	Info
Frequency at Peak	--	--	2402.097	MHz	Info



Plot\_Common2G4 Peak Output Power conducted 3MHz\_3MHz ~ BT Classic EDR Pi-4DQPSK\_27012020\_125511.png

## Test at TX 2441 MHz

### RESULT: BT Classic Connection check

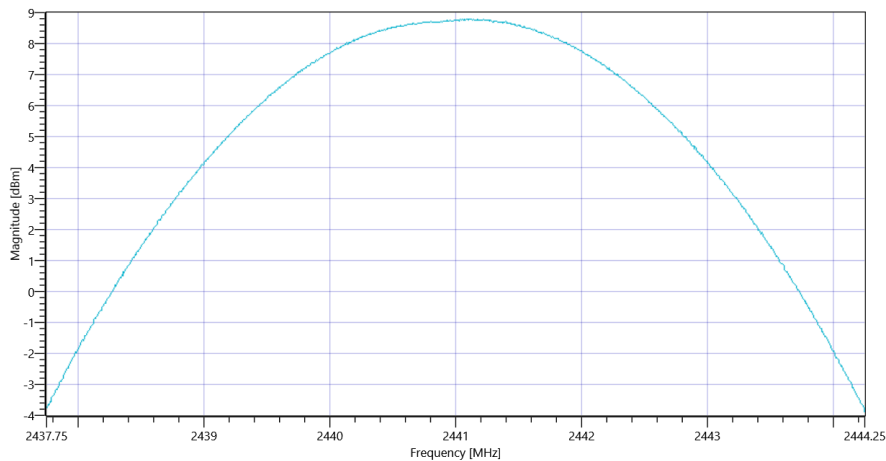
Test Description	Lower Limit	Upper Limit	Measured	Unit	Verdict
Connection result	--	--	--	--	TCON

### READ SA SETTINGS:

RefLevel [dBm]   RefLevelOffset [dB]   InpAtt [dB]	17.70   10.41   25				
Start [MHz]   Stop [MHz]	2437.750   2444.250				
RBW [MHz]   VBW [MHz]	3.000000   3.000000				
Detector   TraceMode	POS   MAXH				
Sweep: Time [ms]   Count   Points per Section   Type	1000   10   1001   SWE				

### RESULT: TC\_VM\_Common2G4\_Peak\_Output\_Power\_Conducted\_3MHz\_3MHz\_V01

Test Description	Lower Limit	Upper Limit	Measured	Unit	Verdict
Peak Power	--	--	8.79	dBm	Info
Peak Power	--	--	7.568329	mW	Info
Frequency at Peak	--	--	2441.11	MHz	Info



Plot\_Common2G4 Peak Output Power conducted 3MHz\_3MHz ~ BT Classic EDR Pi-4DQPSK\_27012020\_125537.png



## Test at TX 2480 MHz

**RESULT: BT Classic Connection check**

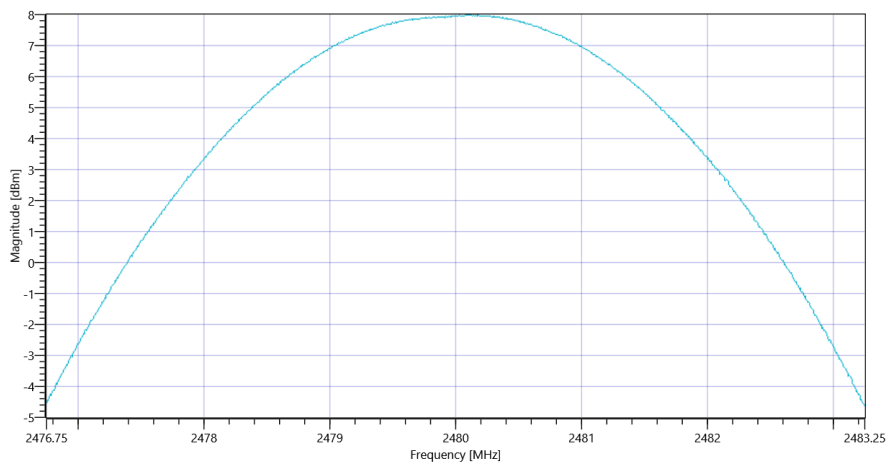
Test Description	Lower Limit	Upper Limit	Measured	Unit	Verdict
Connection result	---	---	---	--	TCON

**READ SA SETTINGS:**

RefLevel [dBm]   RefLevelOffset [dB]   InpAtt [dB]	16.85   10.46   25
Start [MHz]   Stop [MHz]	2476.750   2483.250
RBW [MHz]   VBW [MHz]	3.000000   3.000000
Detector   TraceMode	POS   MAXH
Sweep: Time [ms]   Count   Points per Section   Type	1000   10   1001   SWE

**RESULT: TC\_VM\_Common2G4\_Peak\_Output\_Power\_Conducted\_3MHz\_3MHz\_V01**

Test Description	Lower Limit	Upper Limit	Measured	Unit	Verdict
Peak Power	---	---	7.99	dBm	Info
Peak Power	---	---	6.295062	mW	Info
Frequency at Peak	---	---	2480.084	MHz	Info



Plot\_Common2G4 Peak Output Power conducted 3MHz\_3MHz ~ BT Classic EDR Pi-4DQPSK\_27012020\_125604.png

**TEST FINISHED**

General Verdict

27.01.2020 12:56:04 / RT: 84 s

PASS

## 8. FCC Part 15.247 Maximum Peak Conducted Output Power FHSS ~ BT Classic EDR Pi/4DQPSK

Test References	
TC Start	27.01.2020 12:56:08
System Version	1.0.0.31
Test Specification	FCC Part 15.247
Test Method	
Class / TC Version	TC_VM_FCC15247_Maximum_Peak_Conducted_Output_Power_FHSS_V01 Version: 0.0.1
My Description	FCC 15.247 Maximum Peak Output Power Conducted FHSS - BT Classic EDR Pi/4DQPSK
Add. Information	

Test Parameter	
Technology to test	BT Classic EDR Pi/4DQPSK
Antenna Port used	1
Temperature	mid
Voltage	mid
Frequency low to test	True   Freq [MHz] 2402
Frequency mid to test	True   Freq [MHz] 2441
Frequency high to test	True   Freq [MHz] 2480
Switched Path	IUT - SignalingUnit - SpectrumAnalyzer
Devices in use	SigBT: Rohde&Schwarz,CMW,1201.0002k75/100683,3.7.160   SA: Rohde&Schwarz,FSV-30,1321.3008K30/103809,3.60

## Test at TX 2402 MHz

**RESULT: BT Classic Connection check**

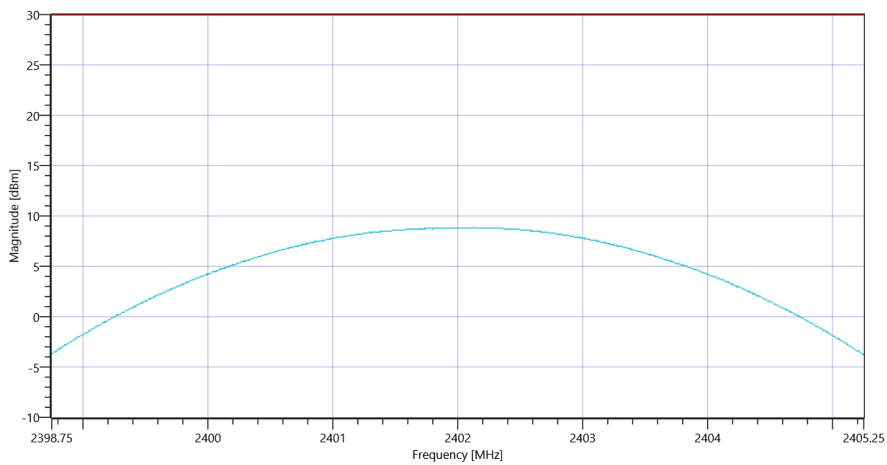
Test Description	Lower Limit	Upper Limit	Measured	Unit	Verdict
Connection result	---	---	---	--	TCON

**READ SA SETTINGS:**

RefLevel [dBm]   RefLevelOffset [dB]   InpAtt [dB]	17.52   10.29   25				
Start [MHz]   Stop [MHz]	2398.750   2405.250				
RBW [MHz]   VBW [MHz]	3.000000   10.000000				
Detector   TraceMode	POS   MAXH				
Sweep: Time [ms]   Count   Points per Section   Type	1000   10   1001   SWE				

**RESULT: TC\_VM\_FCC15247\_Maximum\_Peak\_Conducted\_Output\_Power\_FHSS\_V01**

Test Description	Lower Limit	Upper Limit	Measured	Unit	Verdict
Peak Power	---	30.00	8.85	dBm	PASS
Peak Power	---	1000	7.673615	mW	PASS
Frequency at Peak	---	---	2402.123	MHz	Information



Plot\_FCC Part 15.247 Maximum Peak Conducted Output Power FHSS ~ BT Classic EDR Pi-4DQPSK\_27012020\_125642.png

## Test at TX 2441 MHz

RESULT: BT Classic Connection check

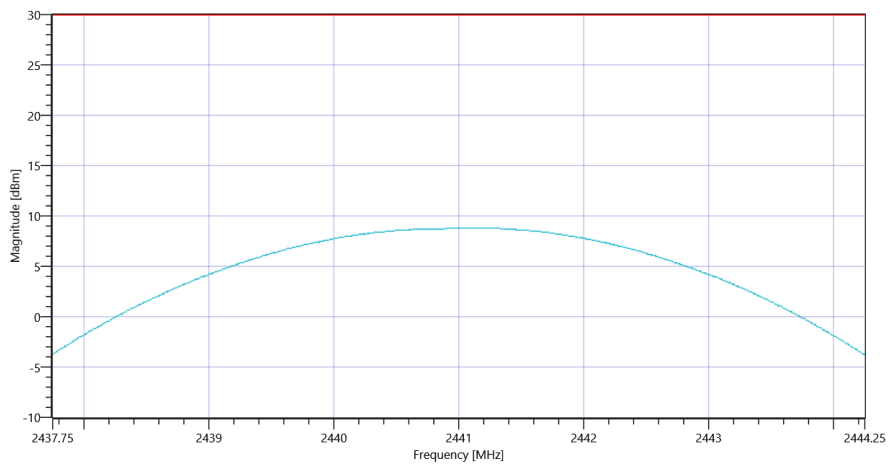
Test Description	Lower Limit	Upper Limit	Measured	Unit	Verdict
Connection result	---	---	---	--	TCON

READ SA SETTINGS:

RefLevel [dBm]   RefLevelOffset [dB]   InpAtt [dB]	17.53   10.41   25				
Start [MHz]   Stop [MHz]	2437.750   2444.250				
RBW [MHz]   VBW [MHz]	3.000000   10.000000				
Detector   TraceMode	POS   MAXH				
Sweep: Time [ms]   Count   Points per Section   Type	1000   10   1001   SWE				

RESULT: TC\_VM\_FCC15247\_Maximum\_Peak\_Conducted\_Output\_Power\_FHSS\_V01

Test Description	Lower Limit	Upper Limit	Measured	Unit	Verdict
Peak Power	---	30.00	8.82	dBm	PASS
Peak Power	---	1000	7.62079	mW	PASS
Frequency at Peak	---	---	2441.026	MHz	Information



Plot\_FCC Part 15.247 Maximum Peak Conducted Output Power FHSS ~ BT Classic EDR Pi-4DQPSK\_27012020\_125708.png

## Test at TX 2480 MHz

**RESULT: BT Classic Connection check**

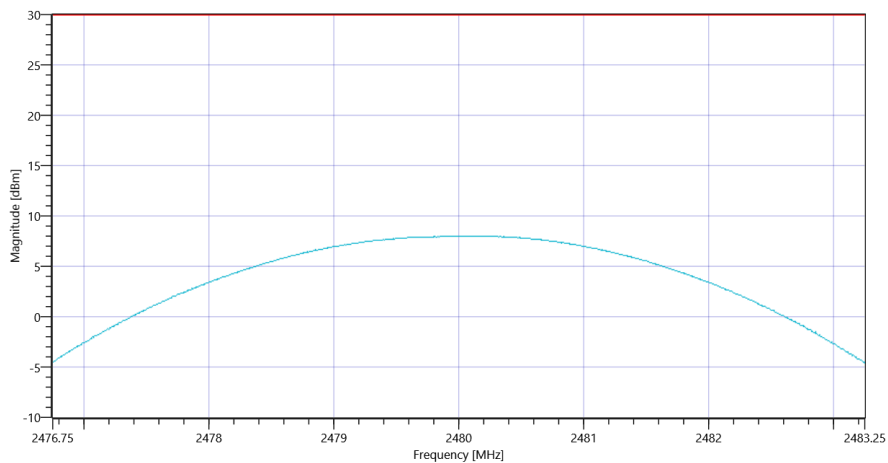
Test Description	Lower Limit	Upper Limit	Measured	Unit	Verdict
Connection result	---	---	---	--	TCON

**READ SA SETTINGS:**

RefLevel [dBm]   RefLevelOffset [dB]   InpAtt [dB]	16.71   10.46   25				
Start [MHz]   Stop [MHz]	2476.750   2483.250				
RBW [MHz]   VBW [MHz]	3.000000   10.000000				
Detector   TraceMode	POS   MAXH				
Sweep: Time [ms]   Count   Points per Section   Type	1000   10   1001   SWE				

**RESULT: TC\_VM\_FCC15247\_Maximum\_Peak\_Conducted\_Output\_Power\_FHSS\_V01**

Test Description	Lower Limit	Upper Limit	Measured	Unit	Verdict
Peak Power	---	30.00	8.03	dBm	PASS
Peak Power	---	1000	6.353309	mW	PASS
Frequency at Peak	---	---	2480.02	MHz	Information



Plot\_FCC Part 15.247 Maximum Peak Conducted Output Power FHSS ~ BT Classic EDR Pi-4DQPSK\_27012020\_125734.png

**TEST FINISHED**

General Verdict	27.01.2020 12:57:34 / RT: 85 s	PASS
-----------------	--------------------------------	------

## 9. FCC Part 15.247 Bandwidth 99PCT-20dB ~ BT Classic EDR Pi/4DQPSK

Test References	
TC Start	27.01.2020 12:57:39
System Version	1.0.0.31
Test Specification	FCC Part 15.247
Test Method	
Class / TC Version	TC_VM_FCC15247_Bandwidth_99PCT_20dB_DTS_FHSS_V01 Version: 0.0.2
My Description	FCC 15.247 Bandwidth 99PCT - 20dB FHSS - BT Classic EDR Pi/4DQPSK
Add. Information	

Test Parameter	
Technology to test	BT Classic EDR Pi/4DQPSK
Antenna Port used	1
Temperature	mid
Voltage	mid
Frequency low to test	True   Freq [MHz] 2402
Frequency mid to test	True   Freq [MHz] 2441
Frequency high to test	True   Freq [MHz] 2480
Switched Path	IUT - SignalingUnit - SpectrumAnalyzer
Devices in use	SigBT: Rohde&Schwarz,CMW,1201.0002k75/100683,3.7.160   SA: Rohde&Schwarz,FSV-30,1321.3008K30/103809,3.60

## Test at TX 2402 MHz

RESULT: BT Classic Connection check

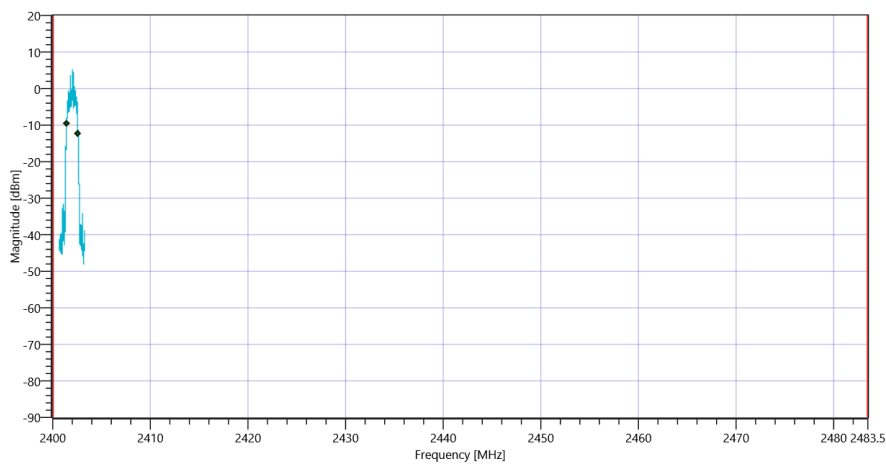
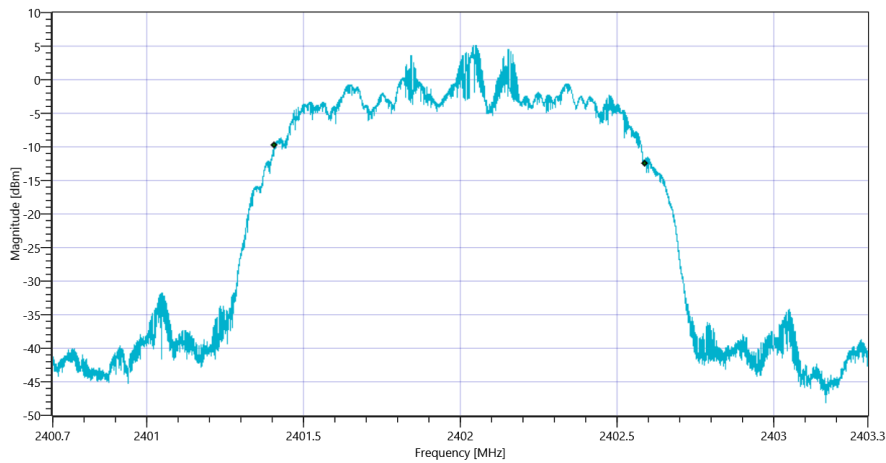
Test Description	Lower Limit	Upper Limit	Measured	Unit	Verdict
Connection result	---	---	---	--	TCON

READ SA SETTINGS:

RefLevel [dBm]   RefLevelOffset [dB]   InpAtt [dB]	12.73   10.29   20				
Start [MHz]   Stop [MHz]	2400.700   2403.300				
RBW [MHz]   VBW [MHz]	0.030000   0.100000				
Detector   TraceMode	POS   MAXH				
Sweep: Time [ms]   Count   Points per Section   Type	50   200   10001   SWE				

RESULT: TC\_VM\_FCC15247\_Bandwidth\_99PCT\_20dB\_DTS\_FHSS\_V01

Test Description	Lower Limit	Upper Limit	Measured	Unit	Verdict
Bandwidth 99%	---	---	1181	kHz	Information
T1 99%	2400.000000	---	2401.4088	MHz	PASS
T2 99%	---	2483.500000	2402.5894	MHz	PASS



RESULT: TC\_VM\_FCC15247\_Bandwidth\_99PCT\_20dB\_DTS\_FHSS\_V01

Test Description	Lower Limit	Upper Limit	Measured	Unit	Verdict
Bandwidth 20dB	---	---	1278	kHz	Information
T1 20DB	2400.000000	---	2401.3703	MHz	PASS

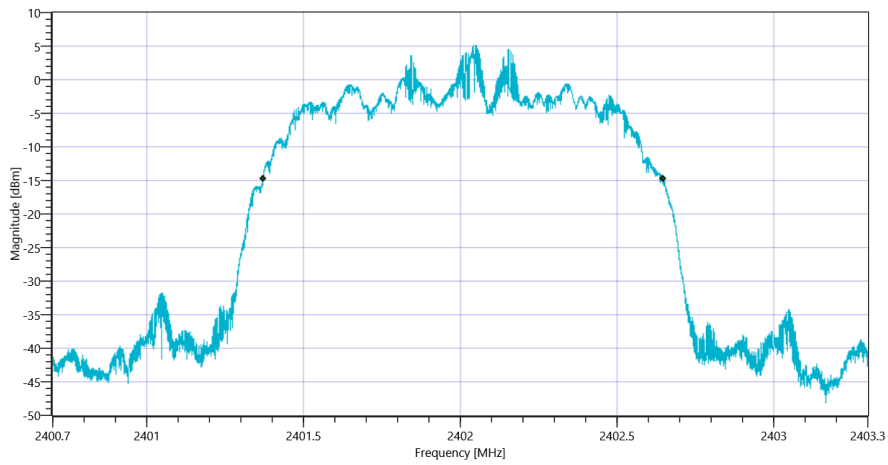
T2 20dB

2483.50000

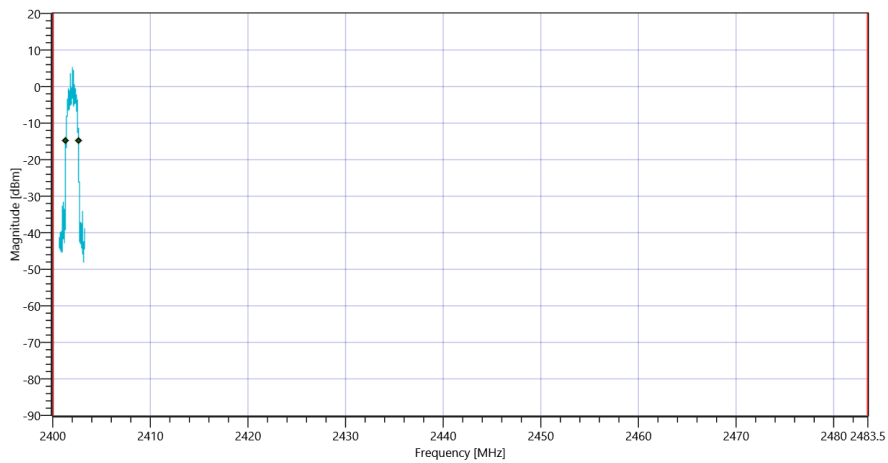
2402.6482

MHz

PASS



Plot\_FCC Part 15.247 Bandwidth 99PCT-20dB ~ BT Classic EDR Pi-4DQPSK 20dB\_27012020\_125820.png



Plot\_FCC Part 15.247 Bandwidth 99PCT-20dB ~ BT Classic EDR Pi-4DQPSK\_27012020\_125824.png



## Test at TX 2441 MHz

RESULT: BT Classic Connection check

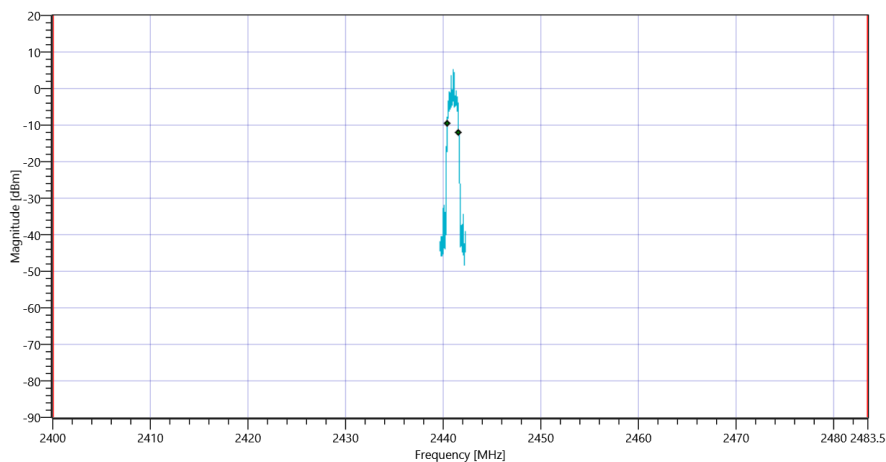
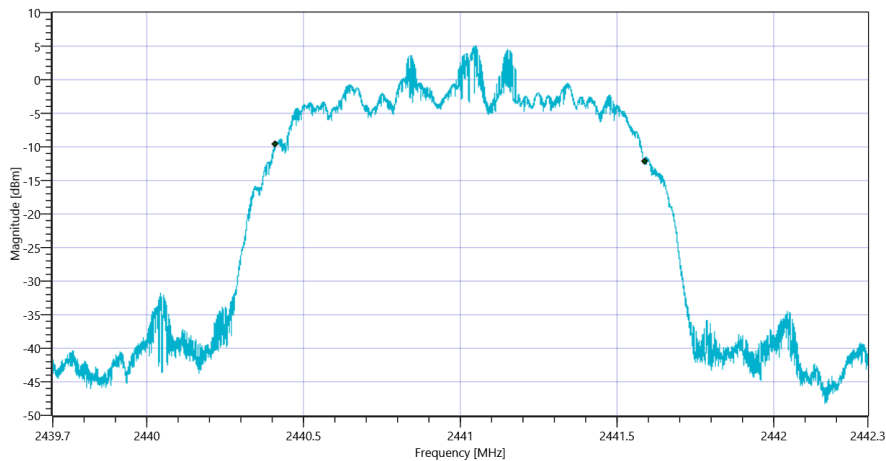
Test Description	Lower Limit	Upper Limit	Measured	Unit	Verdict
Connection result	---	---	---	--	TCON

READ SA SETTINGS:

RefLevel [dBm]   RefLevelOffset [dB]   InpAtt [dB]	12.82   10.41   20				
Start [MHz]   Stop [MHz]	2439.700   2442.300				
RBW [MHz]   VBW [MHz]	0.030000   0.100000				
Detector   TraceMode	POS   MAXH				
Sweep: Time [ms]   Count   Points per Section   Type	50   200   10001   SWE				

RESULT: TC\_VM\_FCC15247\_Bandwidth\_99PCT\_20dB\_DTS\_FHSS\_V01

Test Description	Lower Limit	Upper Limit	Measured	Unit	Verdict
Bandwidth 99%	---	---	1178	kHz	Information
T1 99%	2400.000000	---	2440.4099	MHz	PASS
T2 99%	---	2483.500000	2441.5883	MHz	PASS



RESULT: TC\_VM\_FCC15247\_Bandwidth\_99PCT\_20dB\_DTS\_FHSS\_V01

Test Description	Lower Limit	Upper Limit	Measured	Unit	Verdict
Bandwidth 20dB	---	---	1279	kHz	Information
T1 20DB	2400.000000	---	2440.3703	MHz	PASS

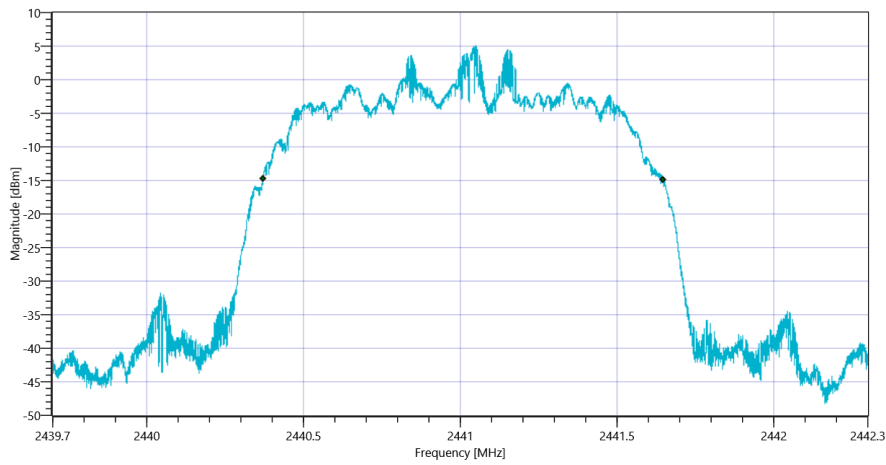
T2 20dB

2483.50000

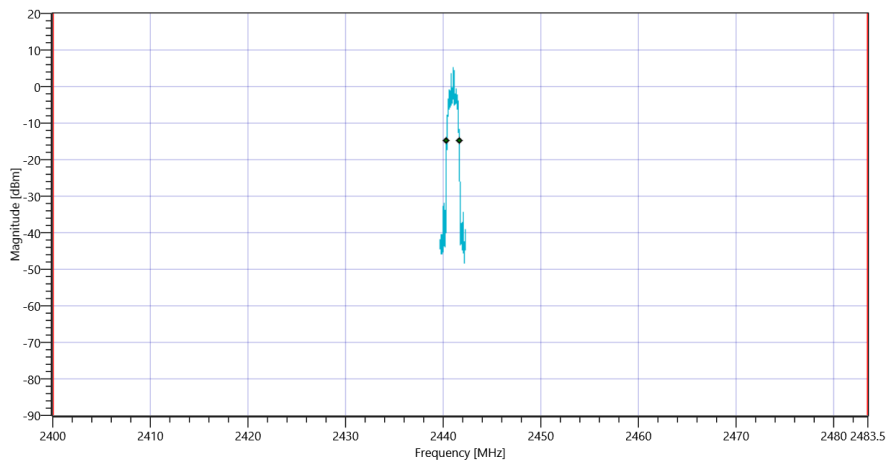
2441.6490

MHz

PASS



Plot\_FCC Part 15.247 Bandwidth 99PCT-20dB ~ BT Classic EDR Pi-4DQPSK 20dB\_27012020\_125900.png



Plot\_FCC Part 15.247 Bandwidth 99PCT-20dB ~ BT Classic EDR Pi-4DQPSK\_27012020\_125904.png

## Test at TX 2480 MHz

RESULT: BT Classic Connection check

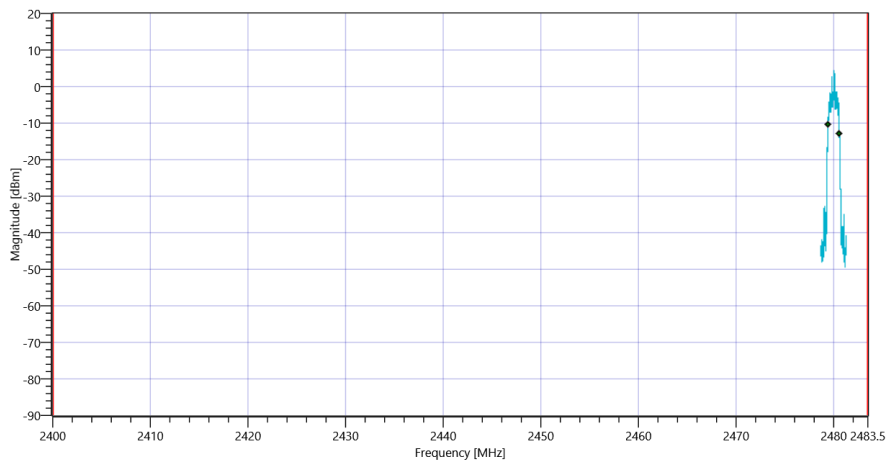
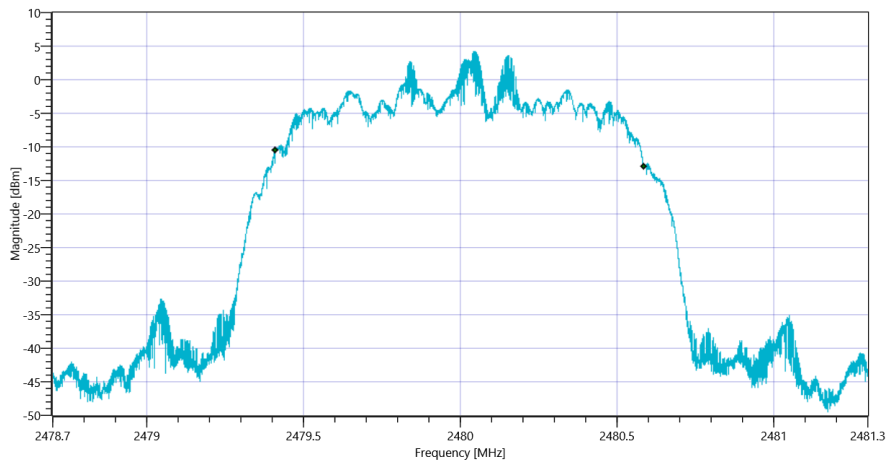
Test Description	Lower Limit	Upper Limit	Measured	Unit	Verdict
Connection result	---	---	---	--	TCON

READ SA SETTINGS:

RefLevel [dBm]   RefLevelOffset [dB]   InpAtt [dB]	11.69   10.46   20				
Start [MHz]   Stop [MHz]	2478.700   2481.300				
RBW [MHz]   VBW [MHz]	0.030000   0.100000				
Detector   TraceMode	POS   MAXH				
Sweep: Time [ms]   Count   Points per Section   Type	50   200   10001   SWE				

RESULT: TC\_VM\_FCC15247\_Bandwidth\_99PCT\_20dB\_DTS\_FHSS\_V01

Test Description	Lower Limit	Upper Limit	Measured	Unit	Verdict
Bandwidth 99%	---	---	1177	kHz	Information
T1 99%	2400.000000	---	2479.4104	MHz	PASS
T2 99%	---	2483.500000	2480.5875	MHz	PASS



RESULT: TC\_VM\_FCC15247\_Bandwidth\_99PCT\_20dB\_DTS\_FHSS\_V01

Test Description	Lower Limit	Upper Limit	Measured	Unit	Verdict
Bandwidth 20dB	---	---	1279	kHz	Information
T1 20DB	2400.000000	---	2479.3705	MHz	PASS

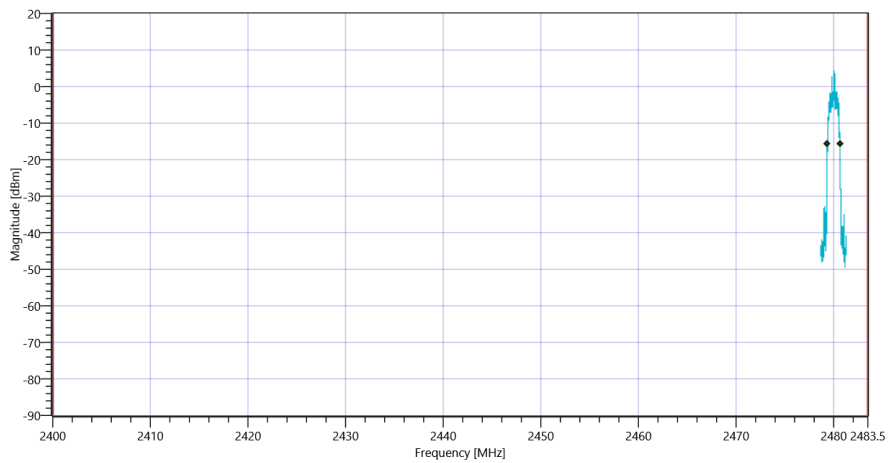
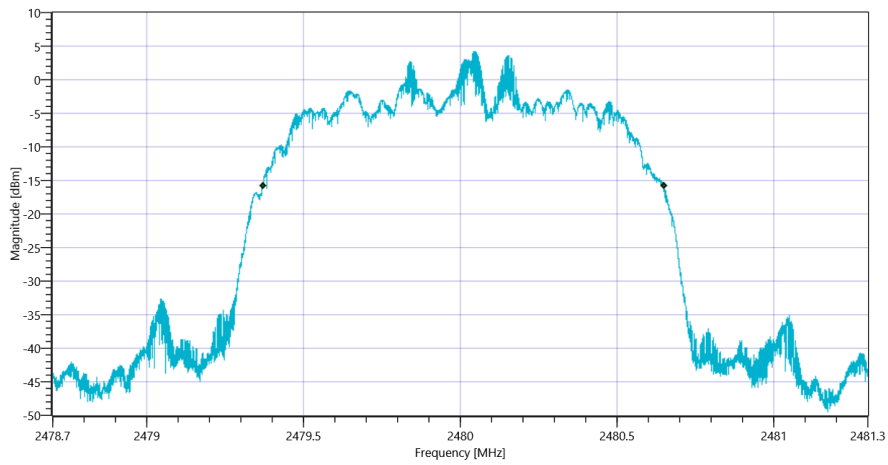
T2 20dB

2483.50000

2480.6492

MHz

PASS



TEST FINISHED

General Verdict

27.01.2020 12:59:47 / RT: 128 s

PASS

## 10. FCC Part 15.247 TX Spurious Conducted ~ BT Classic EDR Pi/4DQPSK

Test References	
TC Start	27.01.2020 12:59:52
System Version	1.0.0.31
Test Specification	FCC Part 15.247
Test Method	IF DTS then 8.5 DTS emissions in non-restricted frequency bands: Subclause 11.11 of ANSI C63.10 is applicable.
Class / TC Version	TC_VM_FCC15247_TX_Emissions_Conducted_V01 Version: 0.0.1
My Description	FCC 15.247 TX Emissions Conducted FHSS - BT Classic EDR Pi/4DQPSK
Add. Information	

Test Parameter	
Technology to test	BT Classic EDR Pi/4DQPSK
Antenna Port used	1
Temperature	mid
Voltage	mid
Frequency low to test	True   Freq [MHz] 2402
Frequency mid to test	True   Freq [MHz] 2441
Frequency high to test	True   Freq [MHz] 2480
Switched Path	IUT - SignalingUnit - SpectrumAnalyzer
Devices in use	SigBT: Rohde&Schwarz,CMW,1201.0002k75/100683,3.7.160   SA: Rohde&Schwarz,FSV-30,1321.3008K30/103809,3.60

## Test at TX 2402 MHz

RESULT: BT Classic Connection check

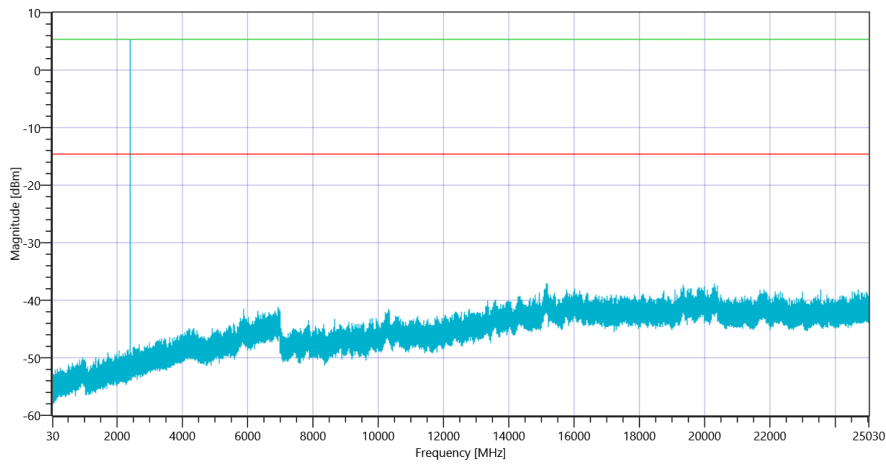
Test Description	Lower Limit	Upper Limit	Measured	Unit	Verdict
Connection result	---	---	---	--	TCON

READ SA SETTINGS:

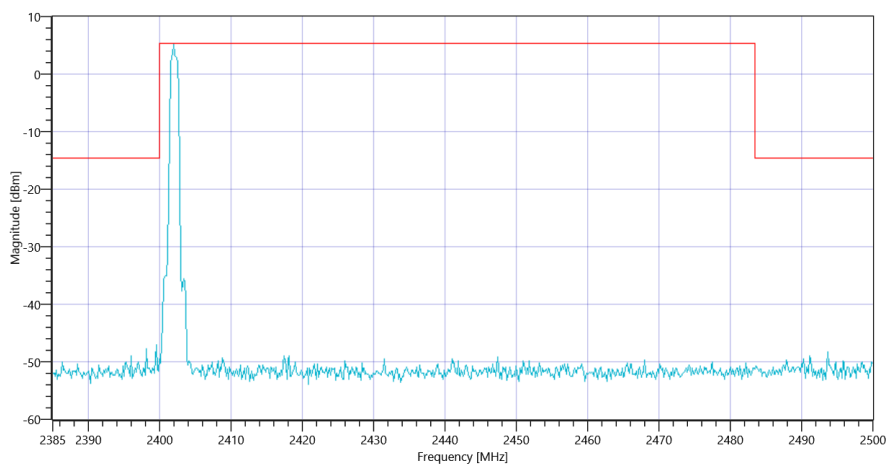
RefLevel [dBm]   RefLevelOffset [dB]   InpAtt [dB]	12.87   0   30				
Start [MHz]   Stop [MHz]	24530.000   25030.000				
RBW [MHz]   VBW [MHz]	0.100000   0.300000				
Detector   TraceMode	POS   MAXH				
Sweep: Time [ms]   Count   Points per Section   Type	500   8   3001   SWE				

RESULT: TC\_VM\_FCC15247\_TX\_Emissions\_Conducted\_V01

Test Description	Lower Limit	Upper Limit	Measured	Unit	Verdict
Reference @ 2402.00 MHz	---	---	5.41	dBm	Information
No peaks detected	---	---			PASS



Plot\_FCC Part 15.247 TX Spurious Conducted ~ BT Classic EDR Pi-4QPSK 2402\_27012020\_130442.png



Plot\_FCC Part 15.247 TX Spurious Conducted ~ BT Classic EDR Pi-4QPSK 2402\_27012020\_130445.png

## Test at TX 2441 MHz

RESULT: BT Classic Connection check

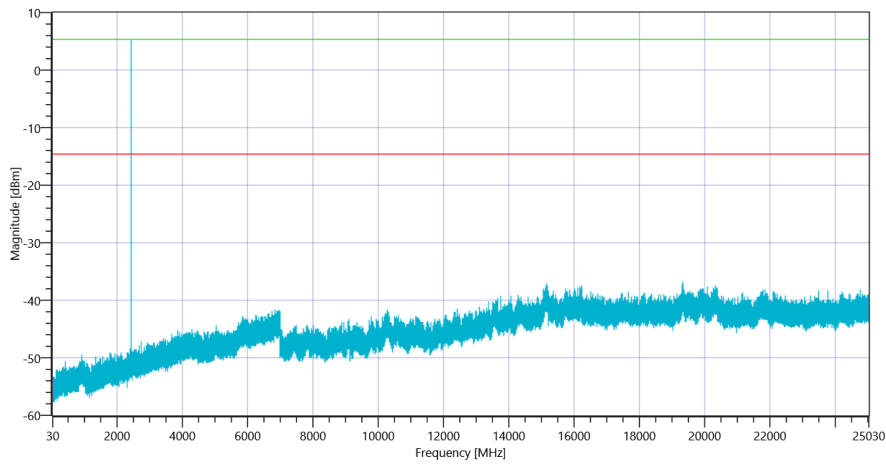
Test Description	Lower Limit	Upper Limit	Measured	Unit	Verdict
Connection result	---	---	---	--	TCON

READ SA SETTINGS:

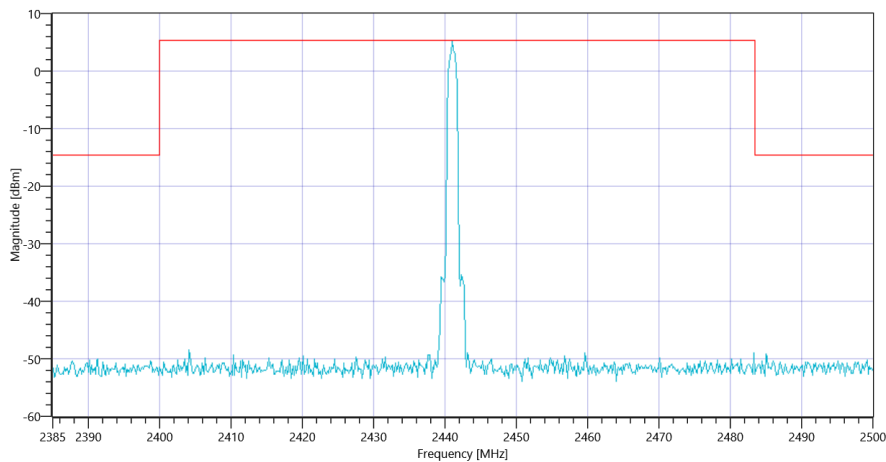
RefLevel [dBm]   RefLevelOffset [dB]   InpAtt [dB]	14.83   0   30				
Start [MHz]   Stop [MHz]	24530.000   25030.000				
RBW [MHz]   VBW [MHz]	0.100000   0.300000				
Detector   TraceMode	POS   MAXH				
Sweep: Time [ms]   Count   Points per Section   Type	500   8   3001   SWE				

RESULT: TC\_VM\_FCC15247\_TX\_Emissions\_Conducted\_V01

Test Description	Lower Limit	Upper Limit	Measured	Unit	Verdict
Reference @ 2441.00 MHz	---	---	5.34	dBm	Information
No peaks detected	---	---			PASS



Plot\_FCC Part 15.247 TX Spurious Conducted ~ BT Classic EDR Pi-4QPSK 2441\_27012020\_130931.png



Plot\_FCC Part 15.247 TX Spurious Conducted ~ BT Classic EDR Pi-4QPSK 2441\_27012020\_130933.png

## Test at TX 2480 MHz

RESULT: BT Classic Connection check

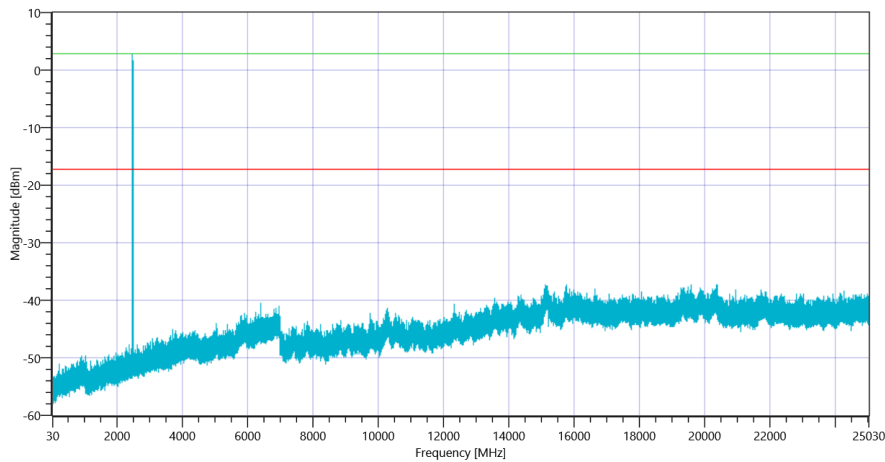
Test Description	Lower Limit	Upper Limit	Measured	Unit	Verdict
Connection result	---	---	---	--	TCON

READ SA SETTINGS:

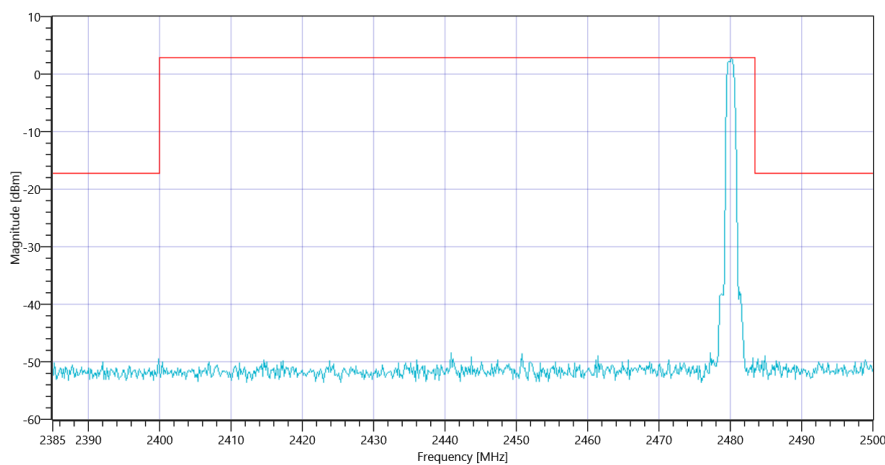
RefLevel [dBm]   RefLevelOffset [dB]   InpAtt [dB]	11.89   0   30				
Start [MHz]   Stop [MHz]	24530.000   25030.000				
RBW [MHz]   VBW [MHz]	0.100000   0.300000				
Detector   TraceMode	POS   MAXH				
Sweep: Time [ms]   Count   Points per Section   Type	500   8   3001   SWE				

RESULT: TC\_VM\_FCC15247\_TX\_Emissions\_Conducted\_V01

Test Description	Lower Limit	Upper Limit	Measured	Unit	Verdict
Reference @ 2480.17 MHz	---	---	2.77	dBm	Information
No peaks detected	---	---			PASS



Plot\_FCC Part 15.247 TX Spurious Conducted ~ BT Classic EDR Pi-4QPSK 2480\_27012020\_131422.png



Plot\_FCC Part 15.247 TX Spurious Conducted ~ BT Classic EDR Pi-4QPSK 2480\_27012020\_131422.png

TEST FINISHED

General Verdict

27.01.2020 13:14:24 / RT: 871 s

PASS



## 11. Common2G4 Peak Output Power conducted 3MHz\_3MHz ~ BT Classic EDR 8DPSK

Test References	
TC Start	27.01.2020 13:14:29
System Version	1.0.0.31
Test Specification	None
Test Method	
Class / TC Version	TC_VM_Common2G4_Peak_Output_Power_Conducted_3MHz_3MHz_V01 Version: 0.0.1
My Description	Peak Output Power conducted 3MHz/3MHz - BT Classic EDR 8DPSK
Add. Information	

Test Parameter	
Technology to test	BT Classic EDR 8DPSK
Antenna Port used	1
Temperature	mid
Voltage	mid
Frequency low to test	True   Freq [MHz] 2402
Frequency mid to test	True   Freq [MHz] 2441
Frequency high to test	True   Freq [MHz] 2480
Switched Path	IUT - SignalingUnit - SpectrumAnalyzer
Devices in use	SigBT: Rohde&Schwarz,CMW,1201.0002k75/100683,3.7.160   SA: Rohde&Schwarz,FSV-30,1321.3008K30/103809,3.60

## Test at TX 2402 MHz

### RESULT: BT Classic Connection check

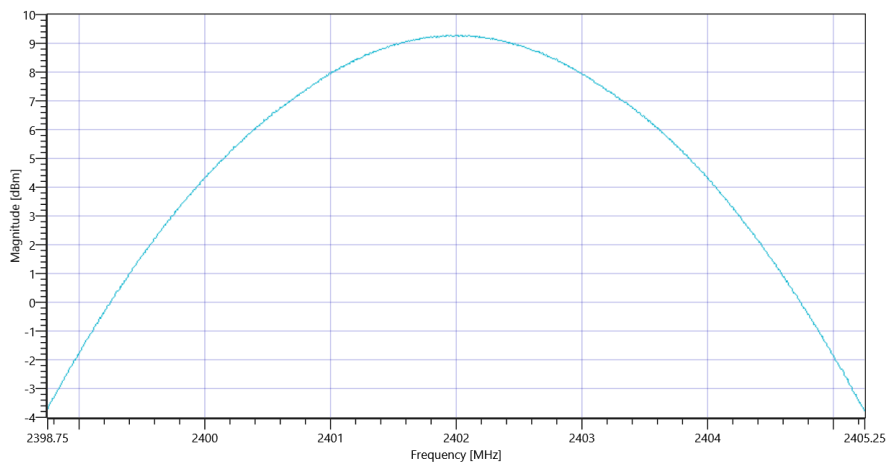
Test Description	Lower Limit	Upper Limit	Measured	Unit	Verdict
Connection result	--	--	--	--	TCON

### READ SA SETTINGS:

RefLevel [dBm]   RefLevelOffset [dB]   InpAtt [dB]	18.07   10.29   25				
Start [MHz]   Stop [MHz]	2398.750   2405.250				
RBW [MHz]   VBW [MHz]	3.000000   3.000000				
Detector   TraceMode	POS   MAXH				
Sweep: Time [ms]   Count   Points per Section   Type	1000   10   1001   SWE				

### RESULT: TC\_VM\_Common2G4\_Peak\_Output\_Power\_Conducted\_3MHz\_3MHz\_V01

Test Description	Lower Limit	Upper Limit	Measured	Unit	Verdict
Peak Power	--	--	9.28	dBm	Info
Peak Power	--	--	8.472274	mW	Info
Frequency at Peak	--	--	2402.046	MHz	Info



Plot\_Common2G4 Peak Output Power conducted 3MHz\_3MHz ~ BT Classic EDR 8DPSK\_27012020\_131501.png

## Test at TX 2441 MHz

### RESULT: BT Classic Connection check

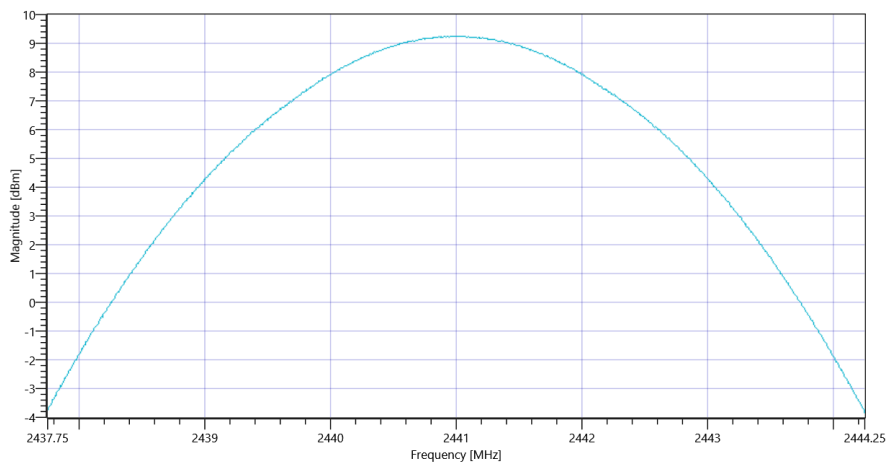
Test Description	Lower Limit	Upper Limit	Measured	Unit	Verdict
Connection result	--	--	--	--	TCON

### READ SA SETTINGS:

RefLevel [dBm]   RefLevelOffset [dB]   InpAtt [dB]	18.06   10.41   25				
Start [MHz]   Stop [MHz]	2437.750   2444.250				
RBW [MHz]   VBW [MHz]	3.000000   3.000000				
Detector   TraceMode	POS   MAXH				
Sweep: Time [ms]   Count   Points per Section   Type	1000   10   1001   SWE				

### RESULT: TC\_VM\_Common2G4\_Peak\_Output\_Power\_Conducted\_3MHz\_3MHz\_V01

Test Description	Lower Limit	Upper Limit	Measured	Unit	Verdict
Peak Power	--	--	9.26	dBm	Info
Peak Power	--	--	8.433348	mW	Info
Frequency at Peak	--	--	2441	MHz	Info



Plot\_Common2G4 Peak Output Power conducted 3MHz\_3MHz ~ BT Classic EDR 8DPSK\_27012020\_131527.png

## Test at TX 2480 MHz

### RESULT: BT Classic Connection check

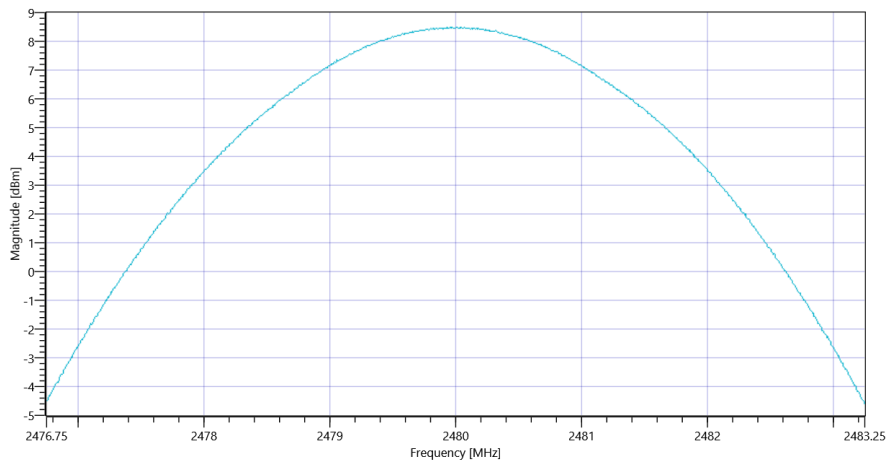
Test Description	Lower Limit	Upper Limit	Measured	Unit	Verdict
Connection result	---	---	---	--	TCON

### READ SA SETTINGS:

RefLevel [dBm]   RefLevelOffset [dB]   InpAtt [dB]	16.85   10.46   25				
Start [MHz]   Stop [MHz]	2476.750   2483.250				
RBW [MHz]   VBW [MHz]	3.000000   3.000000				
Detector   TraceMode	POS   MAXH				
Sweep: Time [ms]   Count   Points per Section   Type	1000   10   1001   SWE				

### RESULT: TC\_VM\_Common2G4\_Peak\_Output\_Power\_Conducted\_3MHz\_3MHz\_V01

Test Description	Lower Limit	Upper Limit	Measured	Unit	Verdict
Peak Power	---	---	8.48	dBm	Info
Peak Power	---	---	7.046931	mW	Info
Frequency at Peak	---	---	2480.006	MHz	Info



Plot\_Common2G4 Peak Output Power conducted 3MHz\_3MHz ~ BT Classic EDR 8DPSK\_27012020\_131553.png

### TEST FINISHED

General Verdict

27.01.2020 13:15:54 / RT: 85 s

PASS

## 12. FCC Part 15.247 Maximum Peak Conducted Output Power FHSS ~ BT Classic EDR 8DPSK

Test References	
TC Start	27.01.2020 13:15:58
System Version	1.0.0.31
Test Specification	FCC Part 15.247
Test Method	
Class / TC Version	TC_VM_FCC15247_Maximum_Peak_Conducted_Output_Power_FHSS_V01 Version: 0.0.1
My Description	FCC 15.247 Maximum Peak Output Power Conducted FHSS - BT Classic EDR 8DPSK
Add. Information	

Test Parameter	
Technology to test	BT Classic EDR 8DPSK
Antenna Port used	1
Temperature	mid
Voltage	mid
Frequency low to test	True   Freq [MHz] 2402
Frequency mid to test	True   Freq [MHz] 2441
Frequency high to test	True   Freq [MHz] 2480
Switched Path	IUT - SignalingUnit - SpectrumAnalyzer
Devices in use	SigBT: Rohde&Schwarz,CMW,1201.0002k75/100683,3.7.160   SA: Rohde&Schwarz,FSV-30,1321.3008K30/103809,3.60

## Test at TX 2402 MHz

### RESULT: BT Classic Connection check

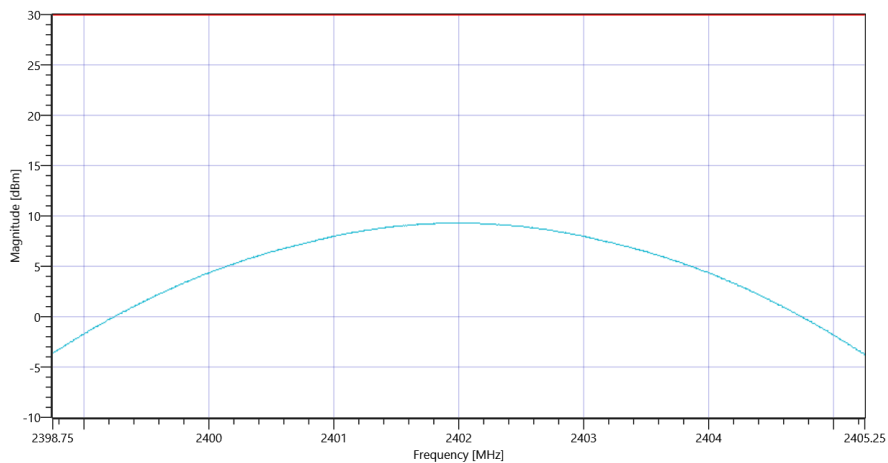
Test Description	Lower Limit	Upper Limit	Measured	Unit	Verdict
Connection result	---	---	---	--	TCON

### READ SA SETTINGS:

RefLevel [dBm]   RefLevelOffset [dB]   InpAtt [dB]	18.00   10.29   25				
Start [MHz]   Stop [MHz]	2398.750   2405.250				
RBW [MHz]   VBW [MHz]	3.000000   10.000000				
Detector   TraceMode	POS   MAXH				
Sweep: Time [ms]   Count   Points per Section   Type	1000   10   1001   SWE				

### RESULT: TC\_VM\_FCC15247\_Maximum\_Peak\_Conducted\_Output\_Power\_FHSS\_V01

Test Description	Lower Limit	Upper Limit	Measured	Unit	Verdict
Peak Power	---	30.00	9.3	dBm	PASS
Peak Power	---	1000	8.51138	mW	PASS
Frequency at Peak	---	---	2402.058	MHz	Information



Plot\_FCC Part 15.247 Maximum Peak Conducted Output Power FHSS ~ BT Classic EDR 8DPSK\_27012020\_131630.png

## Test at TX 2441 MHz

RESULT: BT Classic Connection check

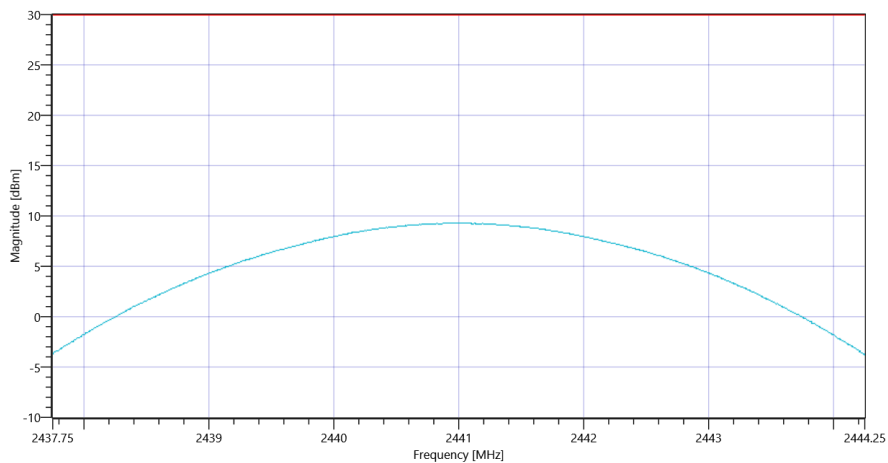
Test Description	Lower Limit	Upper Limit	Measured	Unit	Verdict
Connection result	---	---	---	--	TCON

READ SA SETTINGS:

RefLevel [dBm]   RefLevelOffset [dB]   InpAtt [dB]	17.54   10.41   25				
Start [MHz]   Stop [MHz]	2437.750   2444.250				
RBW [MHz]   VBW [MHz]	3.000000   10.000000				
Detector   TraceMode	POS   MAXH				
Sweep: Time [ms]   Count   Points per Section   Type	1000   10   1001   SWE				

RESULT: TC\_VM\_FCC15247\_Maximum\_Peak\_Conducted\_Output\_Power\_FHSS\_V01

Test Description	Lower Limit	Upper Limit	Measured	Unit	Verdict
Peak Power	---	30.00	9.3	dBm	PASS
Peak Power	---	1000	8.51138	mW	PASS
Frequency at Peak	---	---	2441	MHz	Information



Plot\_FCC Part 15.247 Maximum Peak Conducted Output Power FHSS ~ BT Classic EDR 8DPSK\_27012020\_131656.png

## Test at TX 2480 MHz

### RESULT: BT Classic Connection check

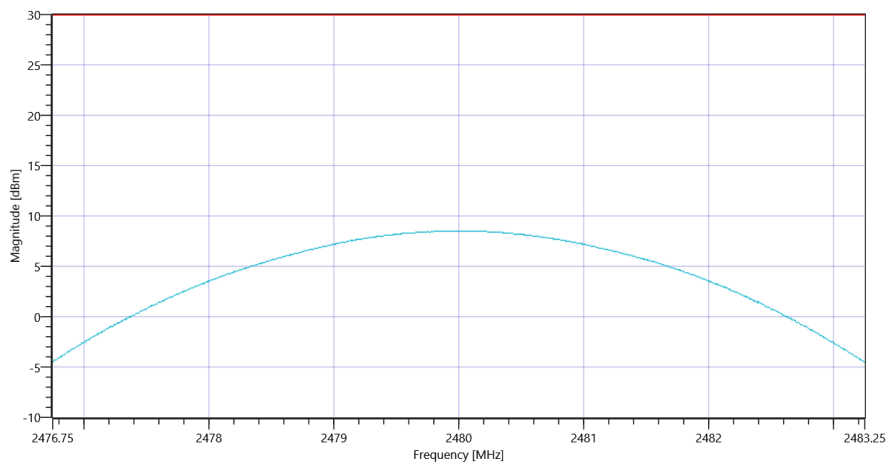
Test Description	Lower Limit	Upper Limit	Measured	Unit	Verdict
Connection result	---	---	---	--	TCON

### READ SA SETTINGS:

RefLevel [dBm]   RefLevelOffset [dB]   InpAtt [dB]	16.83   10.46   25				
Start [MHz]   Stop [MHz]	2476.750   2483.250				
RBW [MHz]   VBW [MHz]	3.000000   10.000000				
Detector   TraceMode	POS   MAXH				
Sweep: Time [ms]   Count   Points per Section   Type	1000   10   1001   SWE				

### RESULT: TC\_VM\_FCC15247\_Maximum\_Peak\_Conducted\_Output\_Power\_FHSS\_V01

Test Description	Lower Limit	Upper Limit	Measured	Unit	Verdict
Peak Power	---	30.00	8.52	dBm	PASS
Peak Power	---	1000	7.112135	mW	PASS
Frequency at Peak	---	---	2479.948	MHz	Information



Plot\_FCC Part 15.247 Maximum Peak Conducted Output Power FHSS ~ BT Classic EDR 8DPSK\_27012020\_131722.png

### TEST FINISHED

General Verdict

27.01.2020 13:17:23 / RT: 84 s

PASS



## 13. FCC Part 15.247 Bandwidth 99PCT-20dB ~ BT Classic EDR 8DPSK

Test References	
TC Start	27.01.2020 13:17:27
System Version	1.0.0.31
Test Specification	FCC Part 15.247
Test Method	
Class / TC Version	TC_VM_FCC15247_Bandwidth_99PCT_20dB_DTS_FHSS_V01 Version: 0.0.2
My Description	FCC 15.247 Bandwidth 99PCT - 20dB FHSS - BT Classic EDR 8DPSK
Add. Information	

Test Parameter	
Technology to test	BT Classic EDR 8DPSK
Antenna Port used	1
Temperature	mid
Voltage	mid
Frequency low to test	True   Freq [MHz] 2402
Frequency mid to test	True   Freq [MHz] 2441
Frequency high to test	True   Freq [MHz] 2480
Switched Path	IUT - SignalingUnit - SpectrumAnalyzer
Devices in use	SigBT: Rohde&Schwarz,CMW,1201.0002k75/100683,3.7.160   SA: Rohde&Schwarz,FSV-30,1321.3008K30/103809,3.60

## Test at TX 2402 MHz

RESULT: BT Classic Connection check

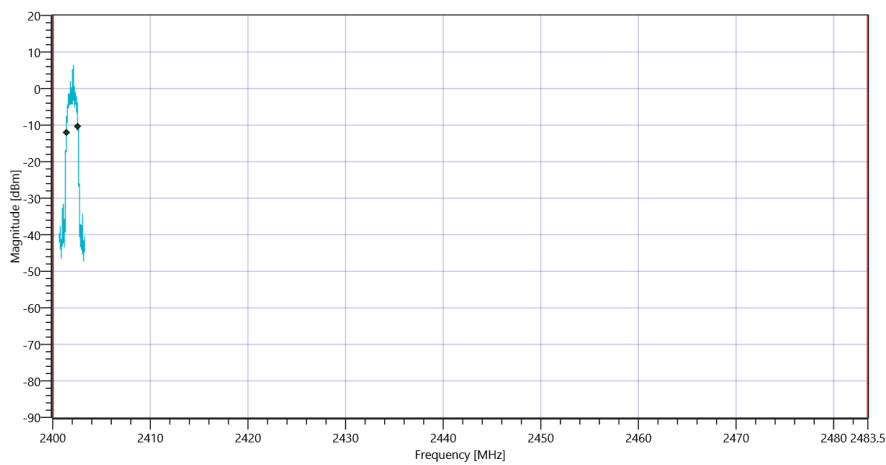
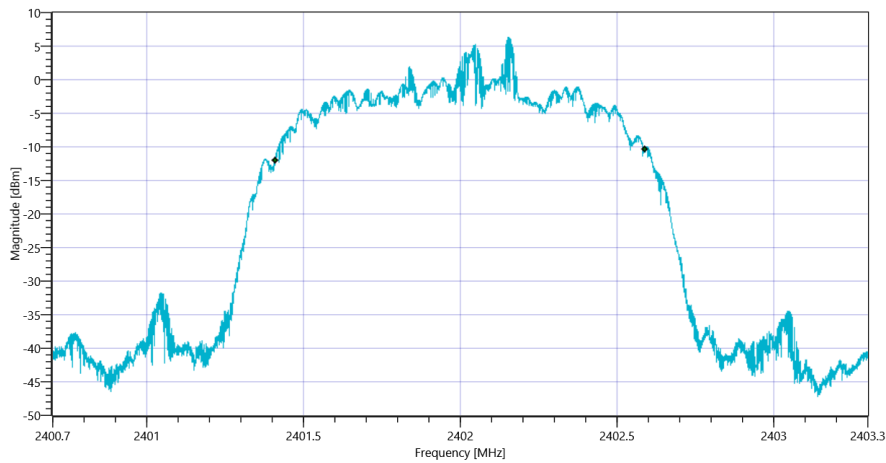
Test Description	Lower Limit	Upper Limit	Measured	Unit	Verdict
Connection result	---	---	---	--	TCON

READ SA SETTINGS:

RefLevel [dBm]   RefLevelOffset [dB]   InpAtt [dB]	12.82   10.29   20				
Start [MHz]   Stop [MHz]	2400.700   2403.300				
RBW [MHz]   VBW [MHz]	0.030000   0.100000				
Detector   TraceMode	POS   MAXH				
Sweep: Time [ms]   Count   Points per Section   Type	50   200   10001   SWE				

RESULT: TC\_VM\_FCC15247\_Bandwidth\_99PCT\_20dB\_DTS\_FHSS\_V01

Test Description	Lower Limit	Upper Limit	Measured	Unit	Verdict
Bandwidth 99%	---	---	1179	kHz	Information
T1 99%	2400.000000	---	2401.4119	MHz	PASS
T2 99%	---	2483.500000	2402.5909	MHz	PASS



RESULT: TC\_VM\_FCC15247\_Bandwidth\_99PCT\_20dB\_DTS\_FHSS\_V01

Test Description	Lower Limit	Upper Limit	Measured	Unit	Verdict
Bandwidth 20dB	---	---	1265	kHz	Information
T1 20DB	2400.000000	---	2401.3625	MHz	PASS

T2 20dB

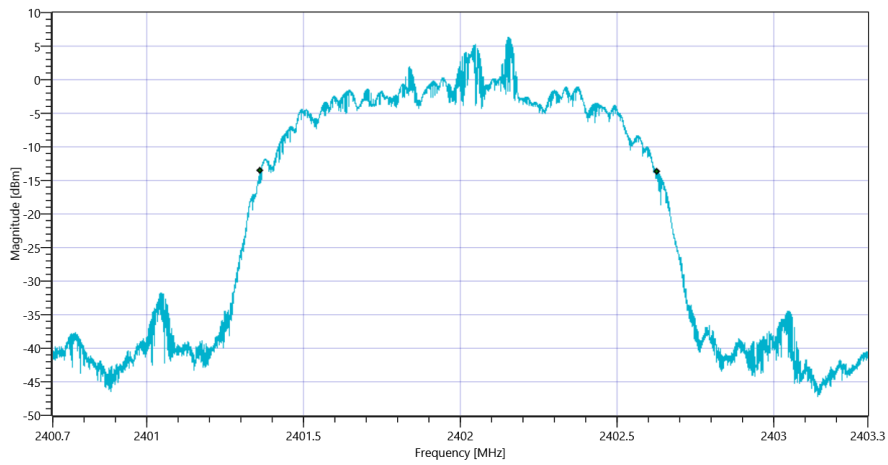
--

2483.50000

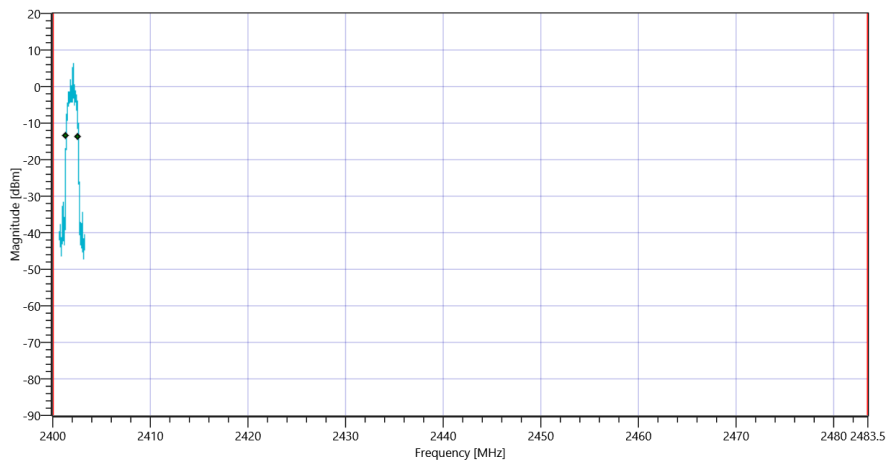
2402.6271

MHz

PASS



Plot\_FCC Part 15.247 Bandwidth 99PCT-20dB ~ BT Classic EDR 8DPSK 20dB\_27012020\_131809.png



Plot\_FCC Part 15.247 Bandwidth 99PCT-20dB ~ BT Classic EDR 8DPSK\_27012020\_131813.png

## Test at TX 2441 MHz

RESULT: BT Classic Connection check

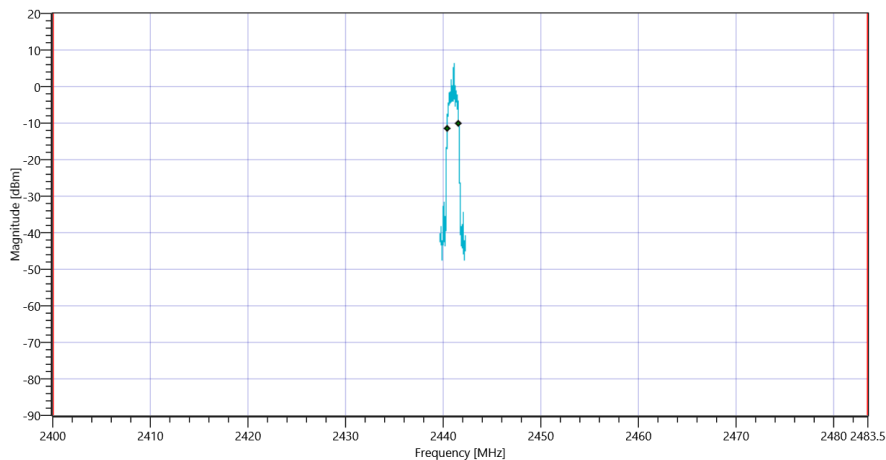
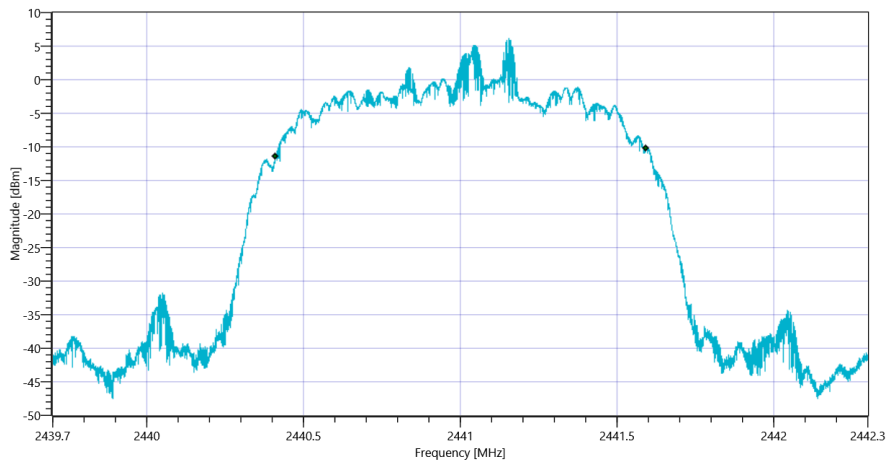
Test Description	Lower Limit	Upper Limit	Measured	Unit	Verdict
Connection result	---	---	---	--	TCON

READ SA SETTINGS:

RefLevel [dBm]   RefLevelOffset [dB]   InpAtt [dB]	12.78   10.41   20				
Start [MHz]   Stop [MHz]	2439.700   2442.300				
RBW [MHz]   VBW [MHz]	0.030000   0.100000				
Detector   TraceMode	POS   MAXH				
Sweep: Time [ms]   Count   Points per Section   Type	50   200   10001   SWE				

RESULT: TC\_VM\_FCC15247\_Bandwidth\_99PCT\_20dB\_DTS\_FHSS\_V01

Test Description	Lower Limit	Upper Limit	Measured	Unit	Verdict
Bandwidth 99%	---	---	1180	kHz	Information
T1 99%	2400.000000	---	2440.4119	MHz	PASS
T2 99%	---	2483.500000	2441.5914	MHz	PASS



RESULT: TC\_VM\_FCC15247\_Bandwidth\_99PCT\_20dB\_DTS\_FHSS\_V01

Test Description	Lower Limit	Upper Limit	Measured	Unit	Verdict
Bandwidth 20dB	---	---	1264	kHz	Information
T1 20DB	2400.000000	---	2440.3627	MHz	PASS

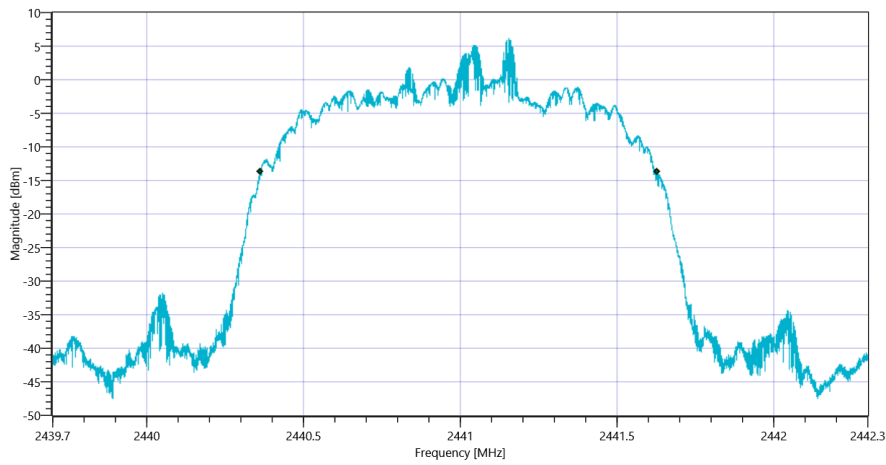
T2 20dB

2483.50000

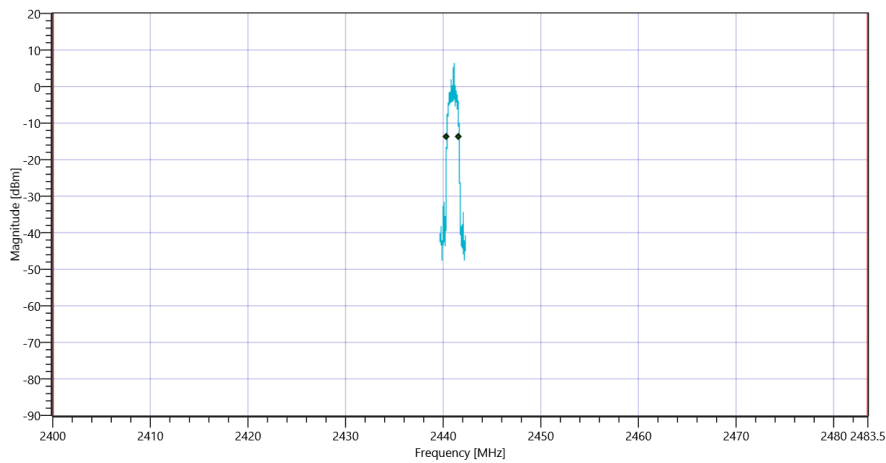
2441.6271

MHz

PASS



Plot\_FCC Part 15.247 Bandwidth 99PCT-20dB ~ BT Classic EDR 8DPSK 20dB\_27012020\_131850.png



Plot\_FCC Part 15.247 Bandwidth 99PCT-20dB ~ BT Classic EDR 8DPSK 20dB\_27012020\_131854.png

## Test at TX 2480 MHz

RESULT: BT Classic Connection check

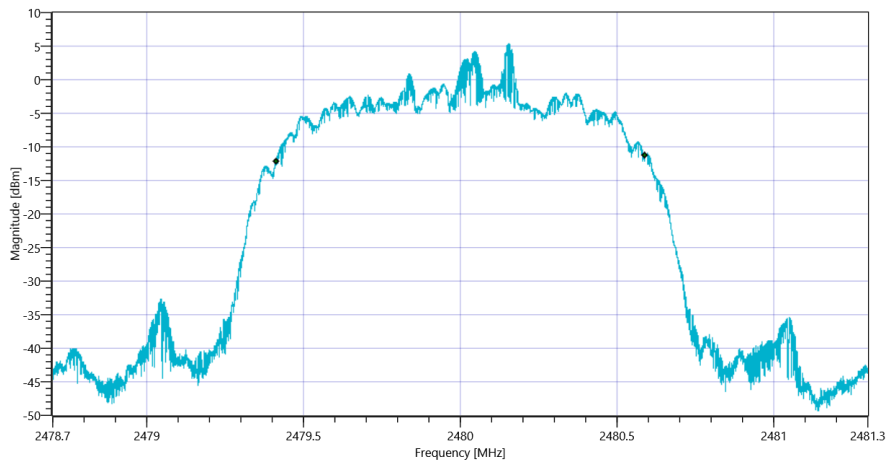
Test Description	Lower Limit	Upper Limit	Measured	Unit	Verdict
Connection result	---	---	---	--	TCON

READ SA SETTINGS:

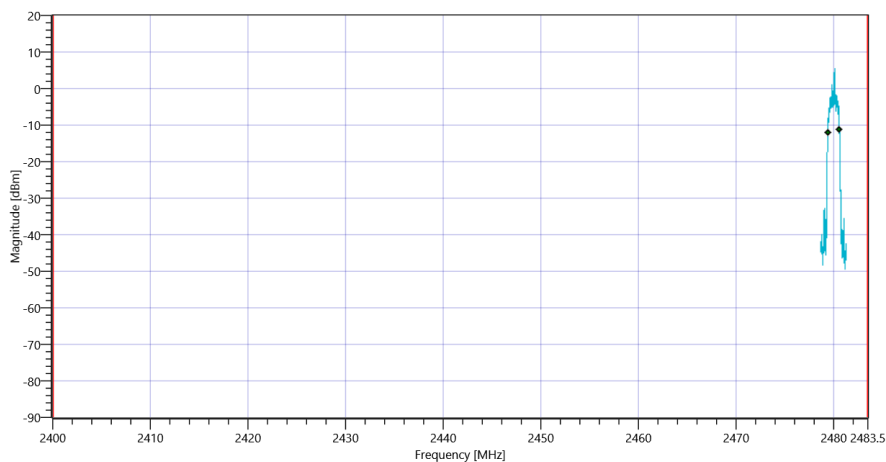
RefLevel [dBm]   RefLevelOffset [dB]   InpAtt [dB]	11.46   10.46   20				
Start [MHz]   Stop [MHz]	2478.700   2481.300				
RBW [MHz]   VBW [MHz]	0.030000   0.100000				
Detector   TraceMode	POS   MAXH				
Sweep: Time [ms]   Count   Points per Section   Type	50   200   10001   SWE				

RESULT: TC\_VM\_FCC15247\_Bandwidth\_99PCT\_20dB\_DTS\_FHSS\_V01

Test Description	Lower Limit	Upper Limit	Measured	Unit	Verdict
Bandwidth 99%	---	---	1179	kHz	Information
T1 99%	2400.000000	---	2479.4122	MHz	PASS
T2 99%	---	2483.500000	2480.5909	MHz	PASS



Plot\_FCC Part 15.247 Bandwidth 99PCT-20dB ~ BT Classic EDR 8DPSK 99PCT\_27012020\_131922.png



Plot\_FCC Part 15.247 Bandwidth 99PCT-20dB ~ BT Classic EDR 8DPSK 27012020\_131926.png

RESULT: TC\_VM\_FCC15247\_Bandwidth\_99PCT\_20dB\_DTS\_FHSS\_V01

Test Description	Lower Limit	Upper Limit	Measured	Unit	Verdict
Bandwidth 20dB	---	---	1262	kHz	Information
T1 20DB	2400.000000	---	2479.3622	MHz	PASS

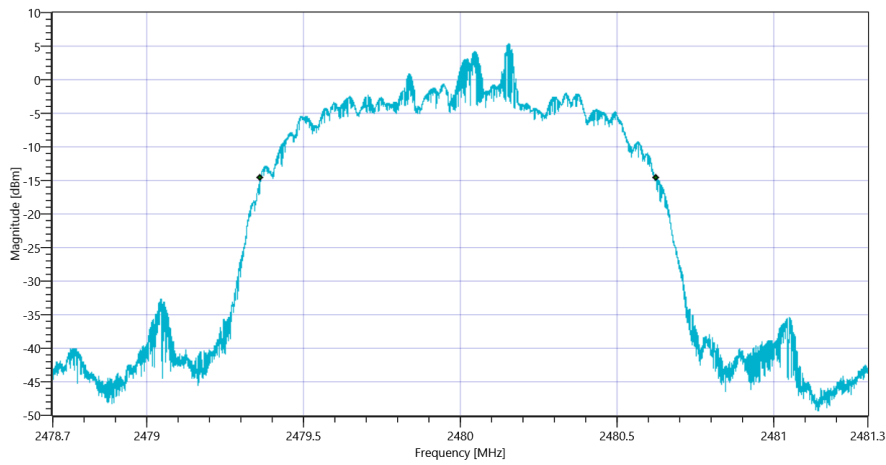
T2 20dB

2483.50000

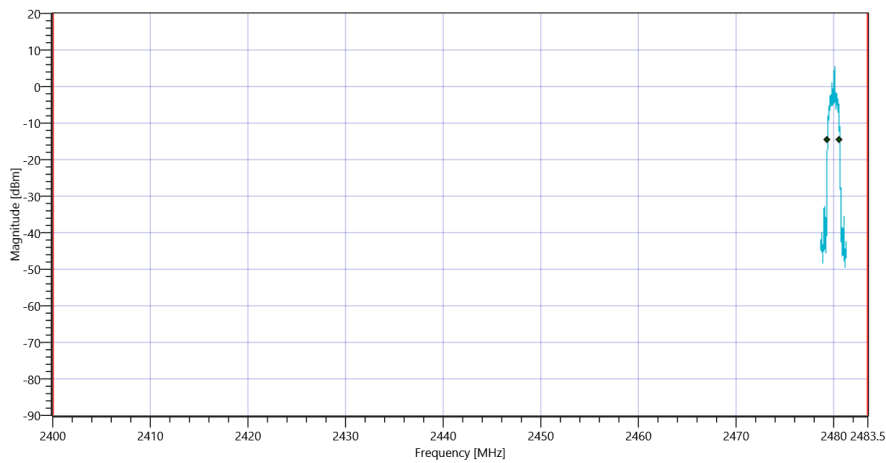
2480.6245

MHz

PASS



Plot\_FCC Part 15.247 Bandwidth 99PCT-20dB ~ BT Classic EDR 8DPSK 20dB\_27012020\_131932.png



Plot\_FCC Part 15.247 Bandwidth 99PCT-20dB ~ BT Classic EDR 8DPSK\_27012020\_131936.png

TEST FINISHED

General Verdict

27.01.2020 13:19:37 / RT: 130 s

PASS

## 14. FCC Part 15.247 TX Spurious Conducted ~ BT Classic EDR 8DPSK

Test References	
TC Start	27.01.2020 13:19:42
System Version	1.0.0.31
Test Specification	FCC Part 15.247
Test Method	IF DTS then 8.5 DTS emissions in non-restricted frequency bands: Subclause 11.11 of ANSI C63.10 is applicable.
Class / TC Version	TC_VM_FCC15247_TX_Emissions_Conducted_V01 Version: 0.0.1
My Description	FCC 15.247 TX Emissions Conducted FHSS - BT Classic EDR 8DPSK
Add. Information	

Test Parameter	
Technology to test	BT Classic EDR 8DPSK
Antenna Port used	1
Temperature	mid
Voltage	mid
Frequency low to test	True   Freq [MHz] 2402
Frequency mid to test	True   Freq [MHz] 2441
Frequency high to test	True   Freq [MHz] 2480
Switched Path	IUT - SignalingUnit - SpectrumAnalyzer
Devices in use	SigBT: Rohde&Schwarz,CMW,1201.0002k75/100683,3.7.160   SA: Rohde&Schwarz,FSV-30,1321.3008K30/103809,3.60



## Test at TX 2402 MHz

RESULT: BT Classic Connection check

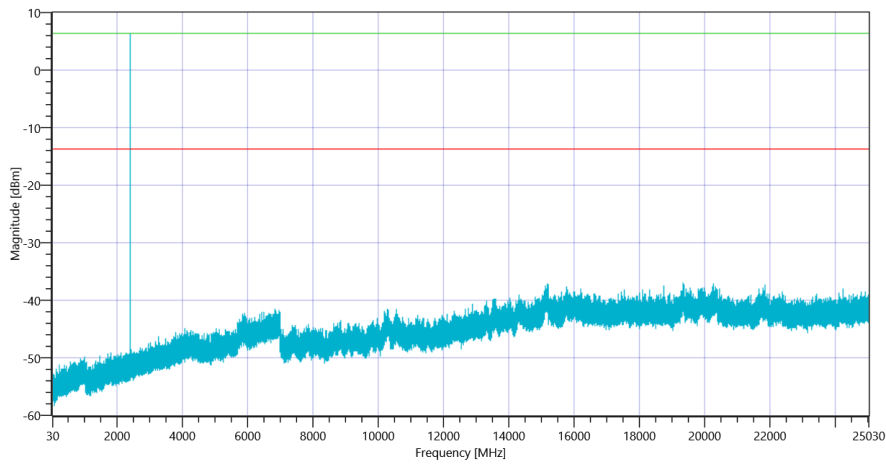
Test Description	Lower Limit	Upper Limit	Measured	Unit	Verdict
Connection result	---	---	---	--	TCON

READ SA SETTINGS:

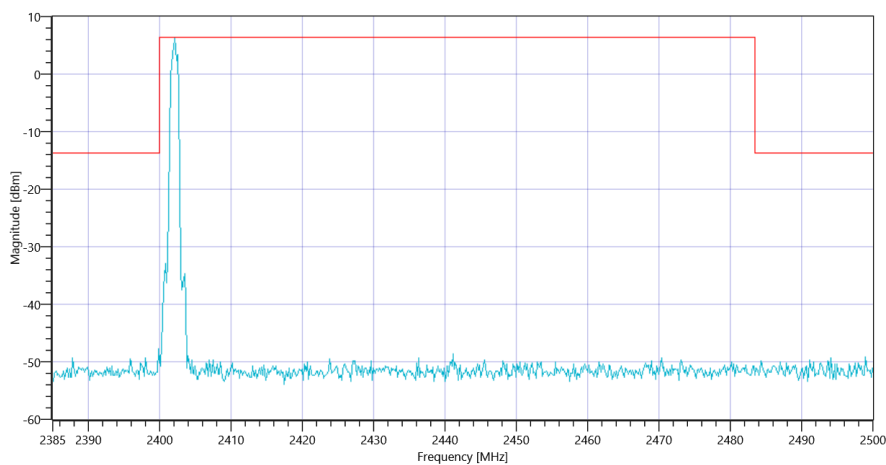
RefLevel [dBm]   RefLevelOffset [dB]   InpAtt [dB]	12.77   0   30				
Start [MHz]   Stop [MHz]	24530.000   25030.000				
RBW [MHz]   VBW [MHz]	0.100000   0.300000				
Detector   TraceMode	POS   MAXH				
Sweep: Time [ms]   Count   Points per Section   Type	500   8   3001   SWE				

RESULT: TC\_VM\_FCC15247\_TX\_Emissions\_Conducted\_V01

Test Description	Lower Limit	Upper Limit	Measured	Unit	Verdict
Reference @ 2402.17 MHz	---	---	6.32	dBm	Information
No peaks detected	---	---			PASS



Plot\_FCC Part 15.247 TX Spurious Conducted ~ BT Classic EDR 8DPSK 2402\_27012020\_132432.png



Plot\_FCC Part 15.247 TX Spurious Conducted ~ BT Classic EDR 8DPSK 2402\_27012020\_132435.png

## Test at TX 2441 MHz

RESULT: BT Classic Connection check

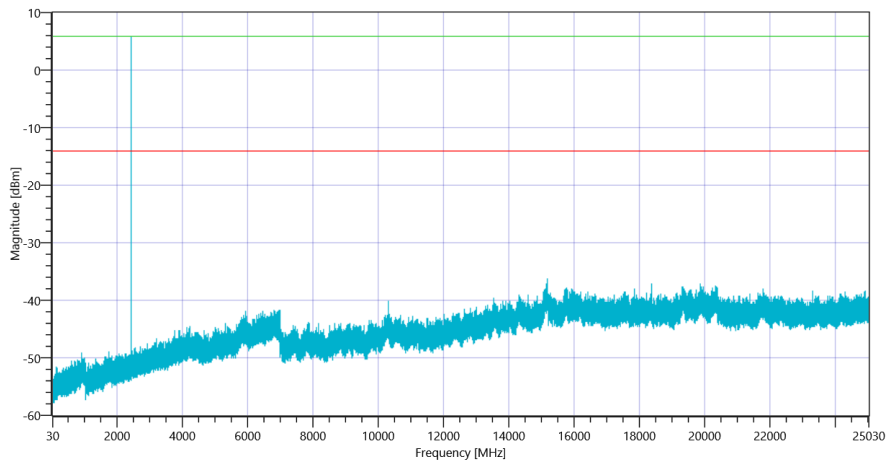
Test Description	Lower Limit	Upper Limit	Measured	Unit	Verdict
Connection result	---	---	---	--	TCON

READ SA SETTINGS:

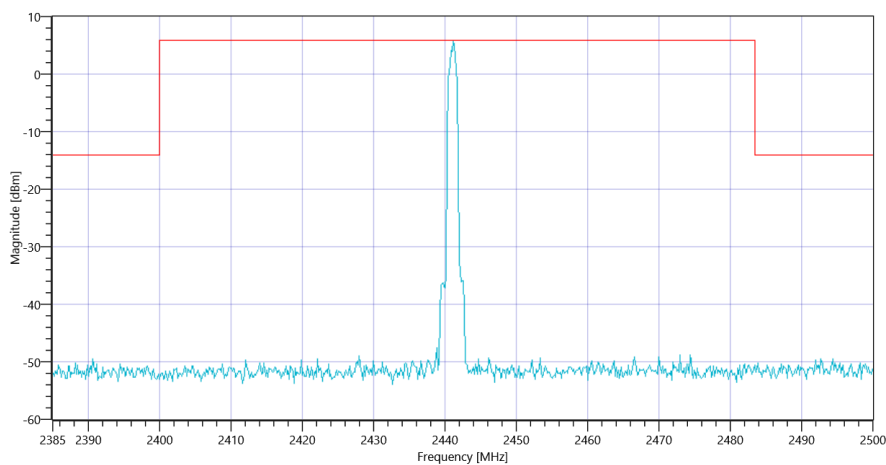
RefLevel [dBm]   RefLevelOffset [dB]   InpAtt [dB]	12.73   0   30				
Start [MHz]   Stop [MHz]	24530.000   25030.000				
RBW [MHz]   VBW [MHz]	0.100000   0.300000				
Detector   TraceMode	POS   MAXH				
Sweep: Time [ms]   Count   Points per Section   Type	500   8   3001   SWE				

RESULT: TC\_VM\_FCC15247\_TX\_Emissions\_Conducted\_V01

Test Description	Lower Limit	Upper Limit	Measured	Unit	Verdict
Reference @ 2441.17 MHz	---	---	5.91	dBm	Information
No peaks detected	---	---			PASS



Plot\_FCC Part 15.247 TX Spurious Conducted ~ BT Classic EDR 8DPSK 2441\_27012020\_132921.png



Plot\_FCC Part 15.247 TX Spurious Conducted ~ BT Classic EDR 8DPSK 2441\_27012020\_132924.png

## Test at TX 2480 MHz

RESULT: BT Classic Connection check

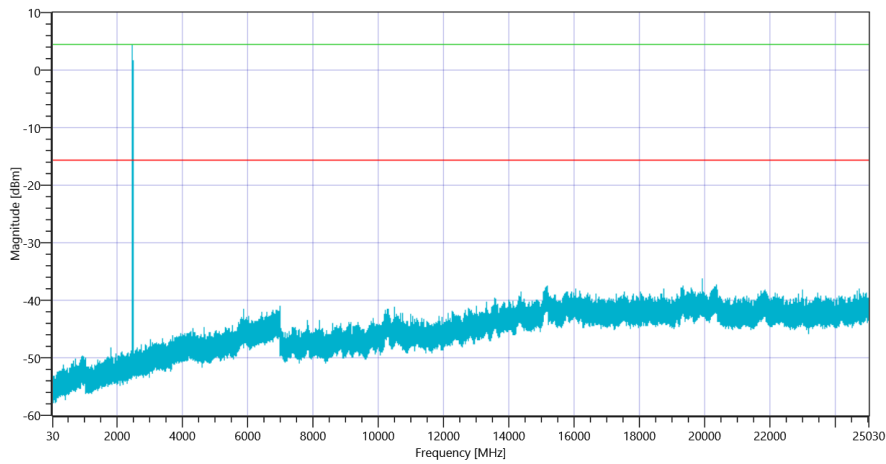
Test Description	Lower Limit	Upper Limit	Measured	Unit	Verdict
Connection result	---	---	---	--	TCON

READ SA SETTINGS:

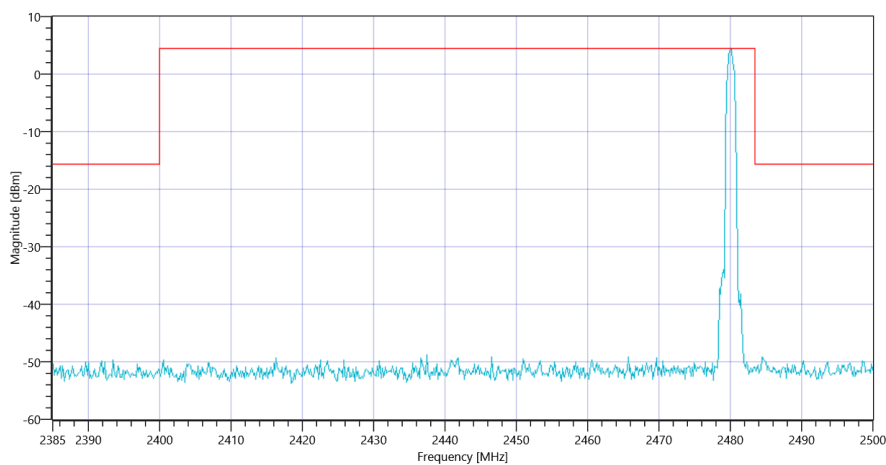
RefLevel [dBm]   RefLevelOffset [dB]   InpAtt [dB]	12.32   0   30				
Start [MHz]   Stop [MHz]	24530.000   25030.000				
RBW [MHz]   VBW [MHz]	0.100000   0.300000				
Detector   TraceMode	POS   MAXH				
Sweep: Time [ms]   Count   Points per Section   Type	500   8   3001   SWE				

RESULT: TC\_VM\_FCC15247\_TX\_Emissions\_Conducted\_V01

Test Description	Lower Limit	Upper Limit	Measured	Unit	Verdict
Reference @ 2480.00 MHz	---	---	4.41	dBm	Information
No peaks detected	---	---			PASS



Plot\_FCC Part 15.247 TX Spurious Conducted ~ BT Classic EDR 8DPSK 2480\_27012020\_133410.png



Plot\_FCC Part 15.247 TX Spurious Conducted ~ BT Classic EDR 8DPSK 2480\_27012020\_133413.png

TEST FINISHED

General Verdict

27.01.2020 13:34:14 / RT: 872 s

PASS

---

- END OF DOCUMENT -

---