

Test Plot 1#: Antenna 2(Down Antenna)_GSM 850_Head Left Cheek_Middle**DUT: LTE SMARTPHONE; Type: RG850; Serial: 18071000621**

Communication System: Generic GSM; Frequency: 836.6 MHz; Duty Cycle: 1:8
Medium parameters used: $f = 836.6$ MHz; $\sigma = 0.88$ S/m; $\epsilon_r = 42.27$; $\rho = 1000$ kg/m³ ;
Phantom section: Left Section

DASY5 Configuration:

- Probe: EX3DV4 - SN7431; ConvF(10.04, 10.04, 10.04); Calibrated: 2017/9/30;
- Sensor-Surface: 1.4mm (Mechanical Surface Detection)
- Electronics: DAE4 Sn772; Calibrated: 2017/10/9
- Phantom: Twin SAM; Type: Twin SAM V5.0; Serial: 1412
- Measurement SW: DASY52, Version 52.8 (8);

Area Scan (121x71x1): Interpolated grid: dx=1.500 mm, dy=1.500 mm

Maximum value of SAR (interpolated) = 0.0498 W/kg

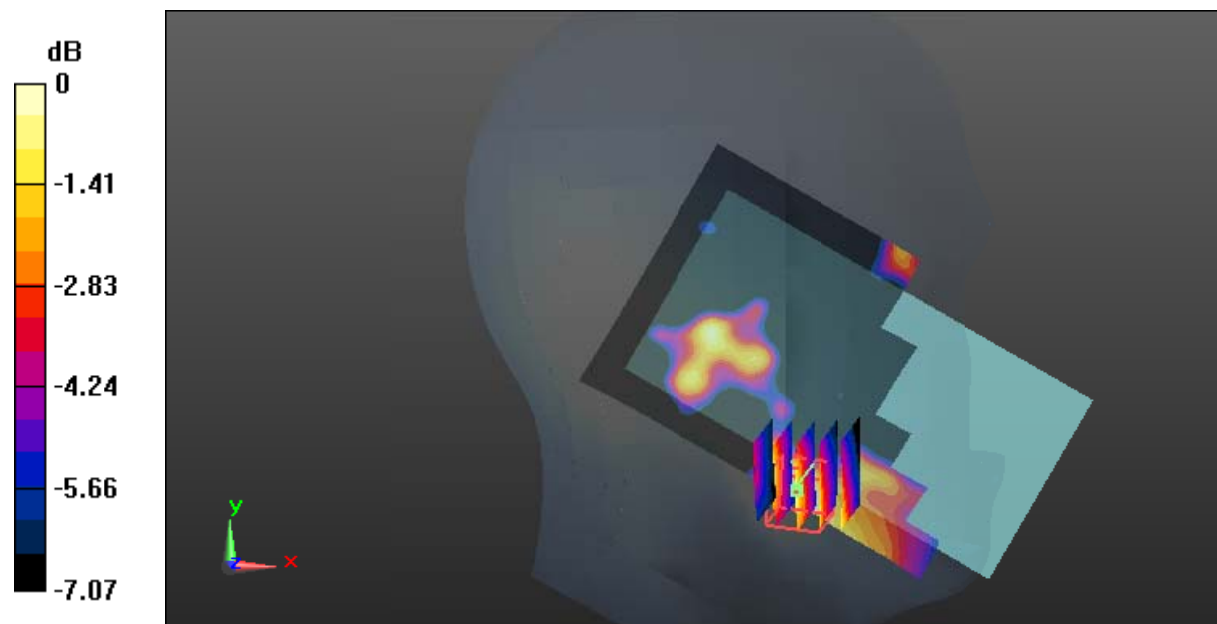
Zoom Scan (5x5x7)/Cube 0: Measurement grid: dx=8mm, dy=8mm, dz=5mm

Reference Value = 4.070 V/m; Power Drift = -0.13 dB

Peak SAR (extrapolated) = 0.0890 W/kg

SAR(1 g) = 0.034 W/kg; SAR(10 g) = 0.024 W/kg

Maximum value of SAR (measured) = 0.0381 W/kg



0 dB = 0.0381 W/kg = -14.19 dBW/kg

Test Plot 2#: Antenna 2(Down Antenna)_GSM 850_Head Left Tilt_Middle**DUT: LTE SMARTPHONE; Type: RG850; Serial: 18071000621**

Communication System: Generic GSM; Frequency: 836.6 MHz; Duty Cycle: 1:8
Medium parameters used: $f = 836.6$ MHz; $\sigma = 0.88$ S/m; $\epsilon_r = 42.27$; $\rho = 1000$ kg/m³ ;
Phantom section: Left Section

DASY5 Configuration:

- Probe: EX3DV4 - SN7431; ConvF(10.04, 10.04, 10.04); Calibrated: 2017/9/30;
- Sensor-Surface: 1.4mm (Mechanical Surface Detection)
- Electronics: DAE4 Sn772; Calibrated: 2017/10/9
- Phantom: Twin SAM; Type: Twin SAM V5.0; Serial: 1412
- Measurement SW: DASY52, Version 52.8 (8);

Area Scan (121x71x1): Interpolated grid: dx=1.500 mm, dy=1.500 mm

Maximum value of SAR (interpolated) = 0.0443 W/kg


Zoom Scan (6x7x7)/Cube 0: Measurement grid: dx=8mm, dy=8mm, dz=5mm

Reference Value = 4.385 V/m; Power Drift = 0.13 dB

Peak SAR (extrapolated) = 0.122 W/kg

SAR(1 g) = 0.026 W/kg; SAR(10 g) = 0.00975 W/kg

Maximum value of SAR (measured) = 0.0422 W/kg



0 dB = 0.0422 W/kg = -13.75 dBW/kg

Test Plot 3#: Antenna 2(Down Antenna)_GSM 850_Head Right Cheek_Low**DUT: LTE SMARTPHONE; Type: RG850; Serial: 18071000621**

Communication System: Generic GSM; Frequency: 824.2 MHz; Duty Cycle: 1:8
Medium parameters used: $f = 824.2$ MHz; $\sigma = 0.868$ S/m; $\epsilon_r = 42.484$; $\rho = 1000$ kg/m³ ;
Phantom section: Right Section

DASY5 Configuration:

- Probe: EX3DV4 - SN7431; ConvF(10.04, 10.04, 10.04); Calibrated: 2017/9/30;
- Sensor-Surface: 1.4mm (Mechanical Surface Detection)
- Electronics: DAE4 Sn772; Calibrated: 2017/10/9
- Phantom: Twin SAM; Type: Twin SAM V5.0; Serial: 1412
- Measurement SW: DASY52, Version 52.8 (8);

Area Scan (121x71x1): Interpolated grid: dx=1.500 mm, dy=1.500 mm

Maximum value of SAR (interpolated) = 0.0511 W/kg

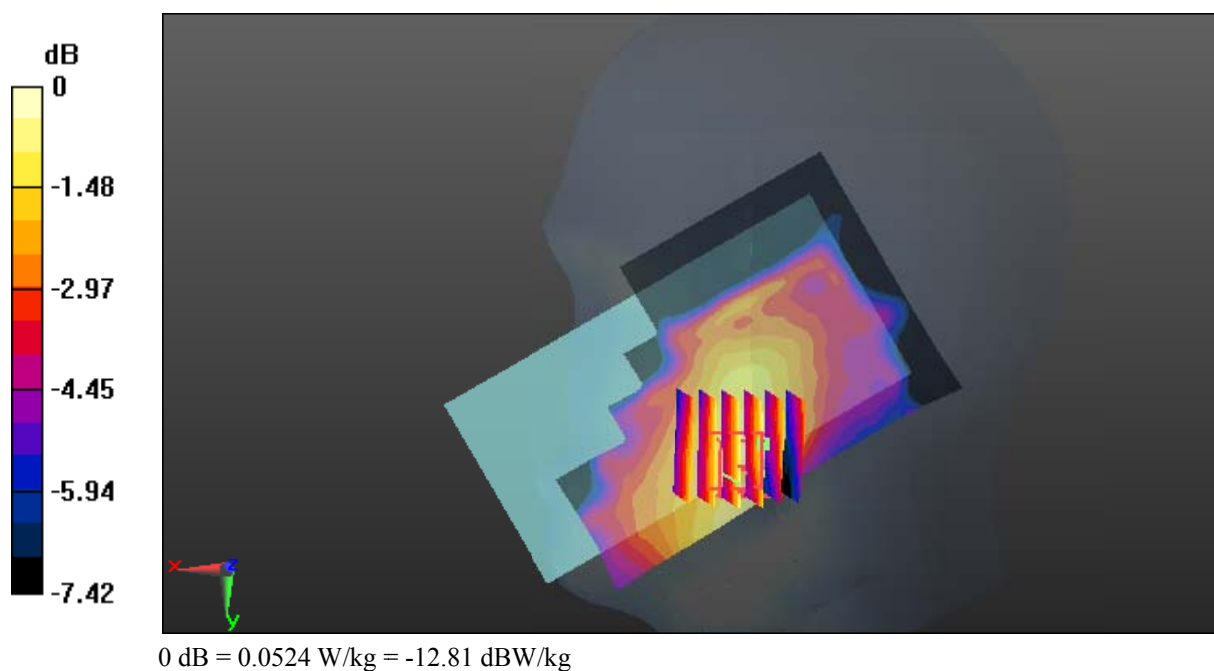
Zoom Scan (6x6x7)/Cube 0: Measurement grid: dx=8mm, dy=8mm, dz=5mm

Reference Value = 5.228 V/m; Power Drift = -0.19 dB

Peak SAR (extrapolated) = 0.0730 W/kg

SAR(1 g) = 0.049 W/kg; SAR(10 g) = 0.037 W/kg

Maximum value of SAR (measured) = 0.0524 W/kg



Test Plot 4#: Antenna 2(Down Antenna)_GSM 850_Head Right Cheek_Middle**DUT: LTE SMARTPHONE; Type: RG850; Serial: 18071000621**

Communication System: Generic GSM; Frequency: 836.6 MHz; Duty Cycle: 1:8
Medium parameters used: $f = 836.6$ MHz; $\sigma = 0.88$ S/m; $\epsilon_r = 42.27$; $\rho = 1000$ kg/m³ ;
Phantom section: Right Section

DASY5 Configuration:

- Probe: EX3DV4 - SN7431; ConvF(10.04, 10.04, 10.04); Calibrated: 2017/9/30;
- Sensor-Surface: 1.4mm (Mechanical Surface Detection)
- Electronics: DAE4 Sn772; Calibrated: 2017/10/9
- Phantom: Twin SAM; Type: Twin SAM V5.0; Serial: 1412
- Measurement SW: DASY52, Version 52.8 (8);

Area Scan (121x71x1): Interpolated grid: dx=1.500 mm, dy=1.500 mm

Maximum value of SAR (interpolated) = 0.0551 W/kg

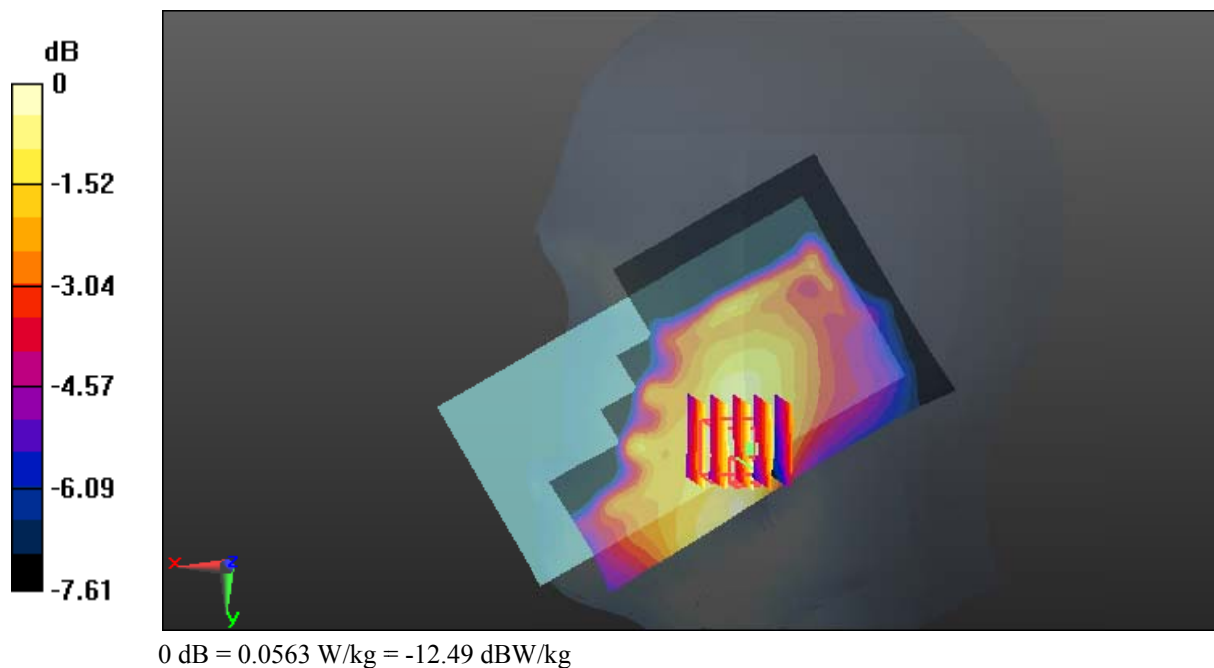
Zoom Scan (5x5x7)/Cube 0: Measurement grid: dx=8mm, dy=8mm, dz=5mm

Reference Value = 5.453 V/m; Power Drift = -0.11 dB

Peak SAR (extrapolated) = 0.0790 W/kg

SAR(1 g) = 0.054 W/kg; SAR(10 g) = 0.040 W/kg

Maximum value of SAR (measured) = 0.0563 W/kg



Test Plot 5#: Antenna 2(Down Antenna)_GSM 850_Head Right Cheek_High**DUT: LTE SMARTPHONE; Type: RG850; Serial: 18071000621**

Communication System: Generic GSM; Frequency: 848.8 MHz; Duty Cycle: 1:8
Medium parameters used: $f = 848.8$ MHz; $\sigma = 0.897$ S/m; $\epsilon_r = 41.413$; $\rho = 1000$ kg/m³ ;
Phantom section: Right Section

DASY5 Configuration:

- Probe: EX3DV4 - SN7431; ConvF(10.04, 10.04, 10.04); Calibrated: 2017/9/30;
- Sensor-Surface: 1.4mm (Mechanical Surface Detection)
- Electronics: DAE4 Sn772; Calibrated: 2017/10/9
- Phantom: Twin SAM; Type: Twin SAM V5.0; Serial: 1412
- Measurement SW: DASY52, Version 52.8 (8);

Area Scan (121x71x1): Interpolated grid: dx=1.500 mm, dy=1.500 mm

Maximum value of SAR (interpolated) = 0.0648 W/kg

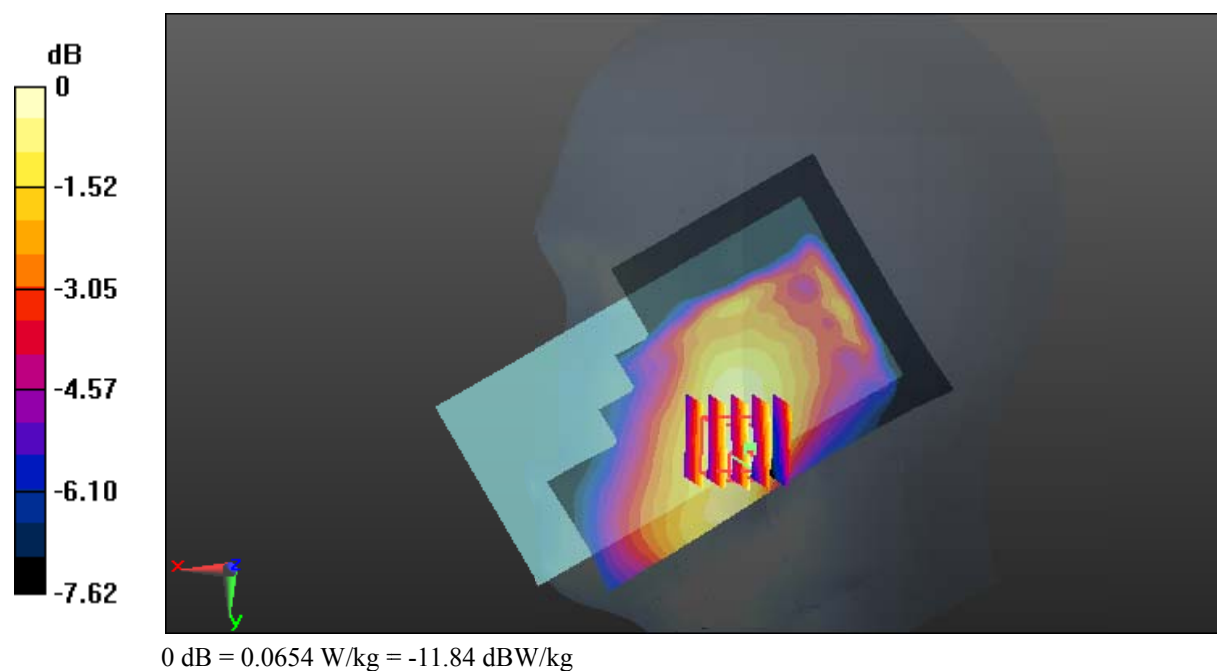
Zoom Scan (5x5x7)/Cube 0: Measurement grid: dx=8mm, dy=8mm, dz=5mm

Reference Value = 5.666 V/m; Power Drift = -0.15 dB

Peak SAR (extrapolated) = 0.0920 W/kg

SAR(1 g) = 0.061 W/kg; SAR(10 g) = 0.045 W/kg

Maximum value of SAR (measured) = 0.0654 W/kg



Test Plot 6#: Antenna 2(Down Antenna)_GSM 850_Head Right Tilt_Middle**DUT: LTE SMARTPHONE; Type: RG850; Serial: 18071000621**

Communication System: Generic GSM; Frequency: 836.6 MHz; Duty Cycle: 1:8
Medium parameters used: $f = 836.6$ MHz; $\sigma = 0.88$ S/m; $\epsilon_r = 42.27$; $\rho = 1000$ kg/m³ ;
Phantom section: Right Section

DASY5 Configuration:

- Probe: EX3DV4 - SN7431; ConvF(10.04, 10.04, 10.04); Calibrated: 2017/9/30;
- Sensor-Surface: 1.4mm (Mechanical Surface Detection)
- Electronics: DAE4 Sn772; Calibrated: 2017/10/9
- Phantom: Twin SAM; Type: Twin SAM V5.0; Serial: 1412
- Measurement SW: DASY52, Version 52.8 (8);

Area Scan (121x71x1): Interpolated grid: dx=1.500 mm, dy=1.500 mm

Maximum value of SAR (interpolated) = 0.0446 W/kg

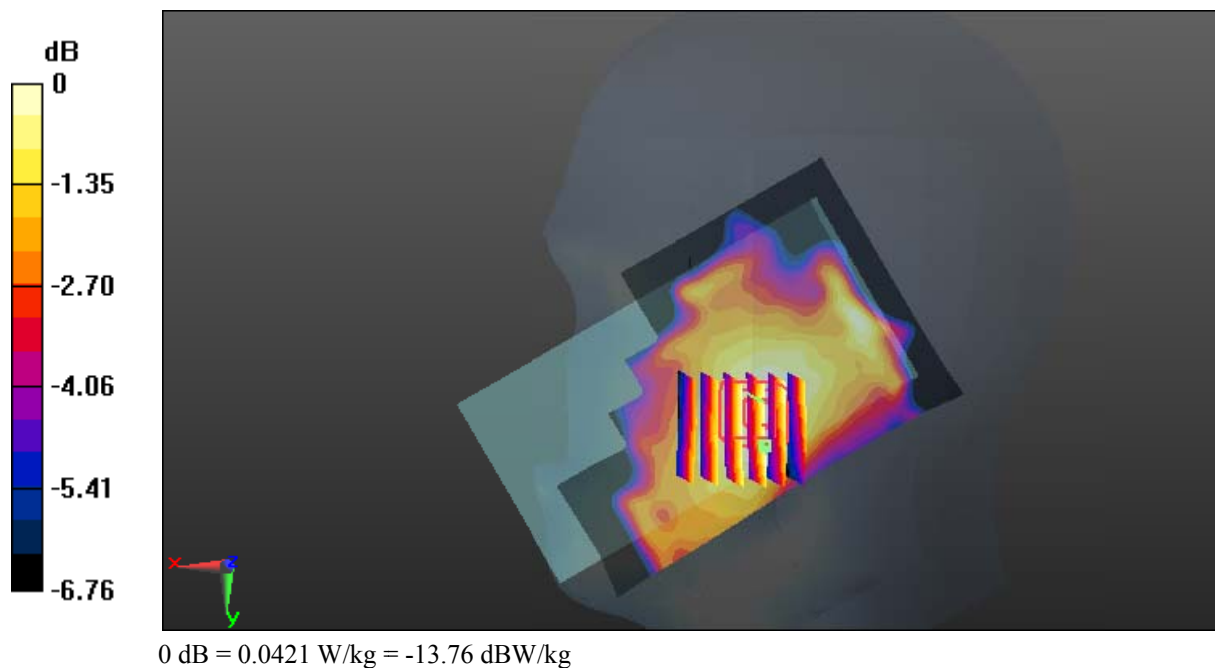
Zoom Scan (6x6x7)/Cube 0: Measurement grid: dx=8mm, dy=8mm, dz=5mm

Reference Value = 5.274 V/m; Power Drift = -0.13 dB

Peak SAR (extrapolated) = 0.0500 W/kg

SAR(1 g) = 0.040 W/kg; SAR(10 g) = 0.033 W/kg

Maximum value of SAR (measured) = 0.0421 W/kg



Test Plot 7#: Antenna 2(Down Antenna)_GSM 850_Body Worn Back_Low**DUT: LTE SMARTPHONE; Type: RG850; Serial: 18071000621**

Communication System: Generic GSM; Frequency: 824.2 MHz; Duty Cycle: 1:8
Medium parameters used: $f = 824.2$ MHz; $\sigma = 0.945$ S/m; $\epsilon_r = 57.4$; $\rho = 1000$ kg/m³ ;
Phantom section: Right Section

DASY5 Configuration:

- Probe: EX3DV4 - SN7431; ConvF(10.11, 10.11, 10.11); Calibrated: 2017/9/30;
- Sensor-Surface: 1.4mm (Mechanical Surface Detection)
- Electronics: DAE4 Sn772; Calibrated: 2017/10/9
- Phantom: Triple Flat Phantom 5.1C; Type: QD 000 P51 CA; Serial: 1130
- Measurement SW: DASY52, Version 52.8 (8);

Area Scan (131x71x1): Interpolated grid: dx=1.500 mm, dy=1.500 mm

Maximum value of SAR (interpolated) = 0.259 W/kg

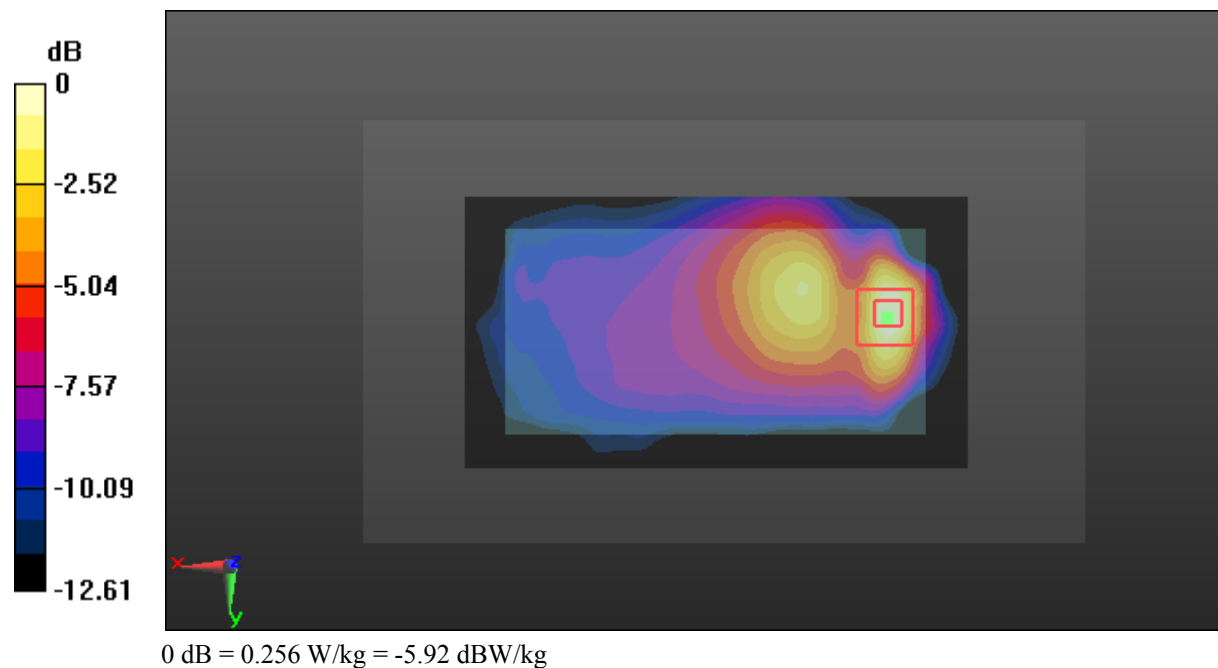
Zoom Scan (5x5x7)/Cube 0: Measurement grid: dx=8mm, dy=8mm, dz=5mm

Reference Value = 8.568 V/m; Power Drift = 0.02 dB

Peak SAR (extrapolated) = 0.455 W/kg

SAR(1 g) = 0.224 W/kg; SAR(10 g) = 0.119 W/kg

Maximum value of SAR (measured) = 0.256 W/kg



Test Plot 8#: Antenna 2(Down Antenna)_GSM 850_Body Worn Back_Middle**DUT: LTE SMARTPHONE; Type: RG850; Serial: 18071000621**

Communication System: Generic GSM; Frequency: 836.6 MHz; Duty Cycle: 1:8
Medium parameters used: $f = 836.6$ MHz; $\sigma = 0.959$ S/m; $\epsilon_r = 57.229$; $\rho = 1000$ kg/m³ ;
Phantom section: Right Section

DASY5 Configuration:

- Probe: EX3DV4 - SN7431; ConvF(10.11, 10.11, 10.11); Calibrated: 2017/9/30;
- Sensor-Surface: 1.4mm (Mechanical Surface Detection)
- Electronics: DAE4 Sn772; Calibrated: 2017/10/9
- Phantom: Triple Flat Phantom 5.1C; Type: QD 000 P51 CA; Serial: 1130
- Measurement SW: DASY52, Version 52.8 (8);

Area Scan (131x71x1): Interpolated grid: dx=1.500 mm, dy=1.500 mm

Maximum value of SAR (interpolated) = 0.385 W/kg

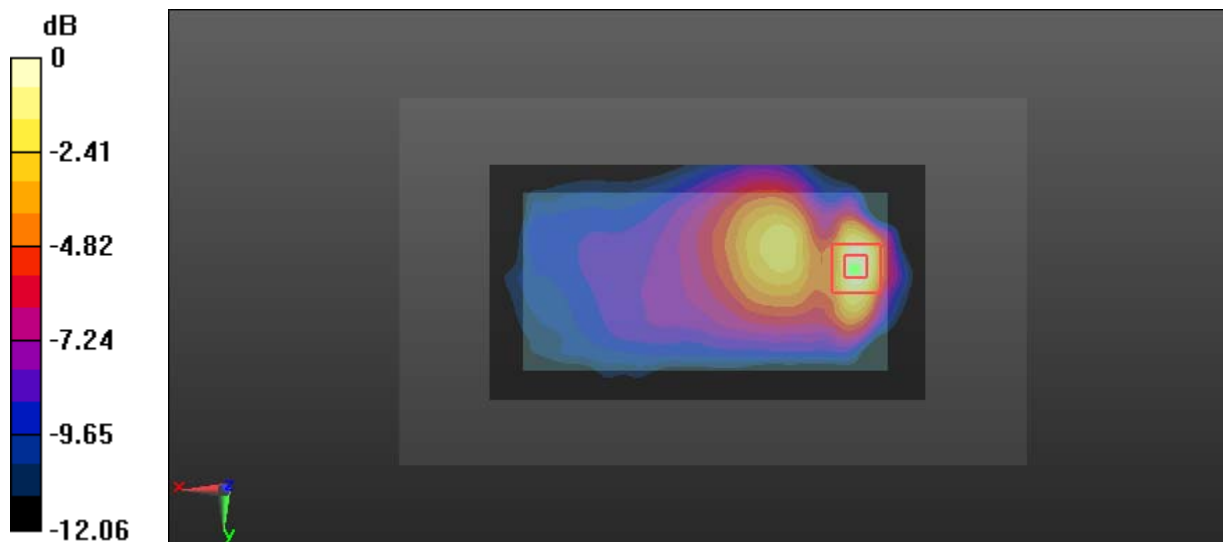
Zoom Scan (5x5x7)/Cube 0: Measurement grid: dx=8mm, dy=8mm, dz=5mm

Reference Value = 6.719 V/m; Power Drift = -0.14 dB

Peak SAR (extrapolated) = 0.466 W/kg

SAR(1 g) = 0.221 W/kg; SAR(10 g) = 0.106 W/kg

Maximum value of SAR (measured) = 0.371 W/kg



0 dB = 0.371 W/kg = -4.31 dBW/kg

Test Plot 9#: Antenna 2(Down Antenna)_GSM 850_Body Worn Back_High**DUT: LTE SMARTPHONE; Type: RG850; Serial: 18071000621**

Communication System: Generic GSM; Frequency: 848.8 MHz; Duty Cycle: 1:8
Medium parameters used: $f = 848.8$ MHz; $\sigma = 0.972$ S/m; $\epsilon_r = 56.832$; $\rho = 1000$ kg/m³ ;
Phantom section: Right Section

DASY5 Configuration:

- Probe: EX3DV4 - SN7431; ConvF(10.11, 10.11, 10.11); Calibrated: 2017/9/30;
- Sensor-Surface: 1.4mm (Mechanical Surface Detection)
- Electronics: DAE4 Sn772; Calibrated: 2017/10/9
- Phantom: Triple Flat Phantom 5.1C; Type: QD 000 P51 CA; Serial: 1130
- Measurement SW: DASY52, Version 52.8 (8);

Area Scan (131x71x1): Interpolated grid: dx=1.500 mm, dy=1.500 mm

Maximum value of SAR (interpolated) = 0.262 W/kg

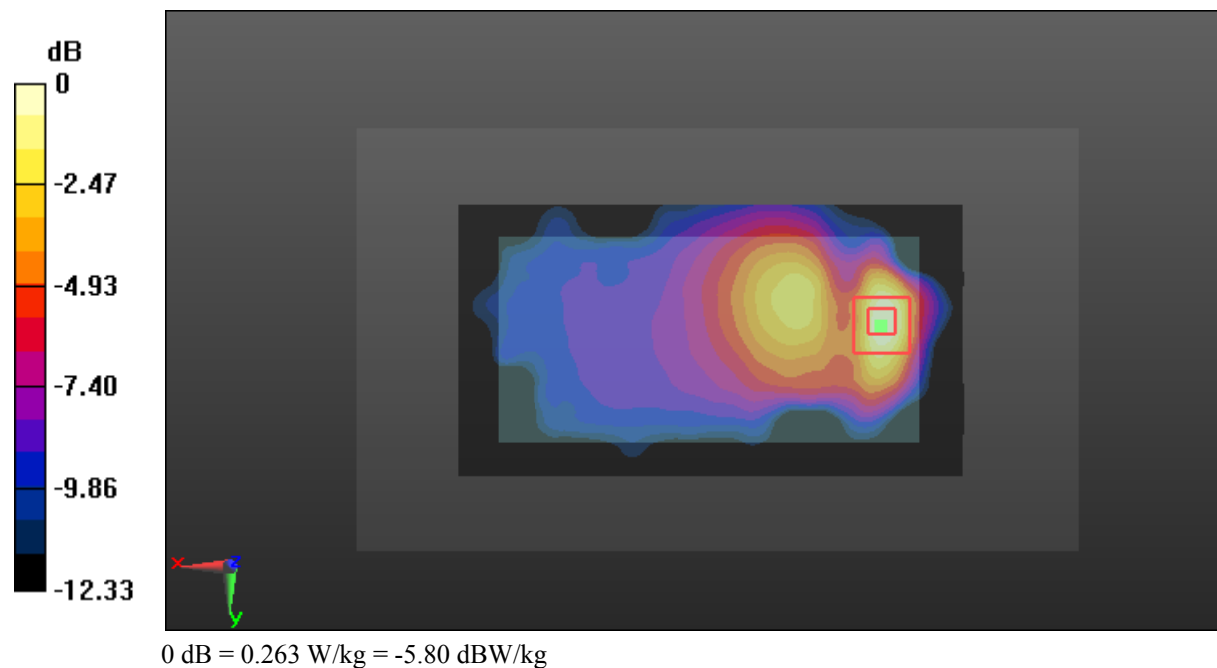
Zoom Scan (5x5x7)/Cube 0: Measurement grid: dx=8mm, dy=8mm, dz=5mm

Reference Value = 8.415 V/m; Power Drift = 0.08 dB

Peak SAR (extrapolated) = 0.513 W/kg

SAR(1 g) = 0.234 W/kg; SAR(10 g) = 0.122 W/kg

Maximum value of SAR (measured) = 0.263 W/kg



Test Plot 10#: Antenna 2(Down Antenna)_GSM 850_Body Back_Middle**DUT: LTE SMARTPHONE; Type: RG850; Serial: 18071000621**

Communication System: Generic GPRS-4 slots; Frequency: 836.6 MHz; Duty Cycle: 1:2
Medium parameters used: $f = 836.6$ MHz; $\sigma = 0.959$ S/m; $\epsilon_r = 57.229$; $\rho = 1000$ kg/m³ ;
Phantom section: Right Section

DASY5 Configuration:

- Probe: EX3DV4 - SN7431; ConvF(10.11, 10.11, 10.11); Calibrated: 2017/9/30;
- Sensor-Surface: 1.4mm (Mechanical Surface Detection)
- Electronics: DAE4 Sn772; Calibrated: 2017/10/9
- Phantom: Triple Flat Phantom 5.1C; Type: QD 000 P51 CA; Serial: 1130
- Measurement SW: DASY52, Version 52.8 (8);

Area Scan (131x71x1): Interpolated grid: dx=1.500 mm, dy=1.500 mm

Maximum value of SAR (interpolated) = 0.374 W/kg

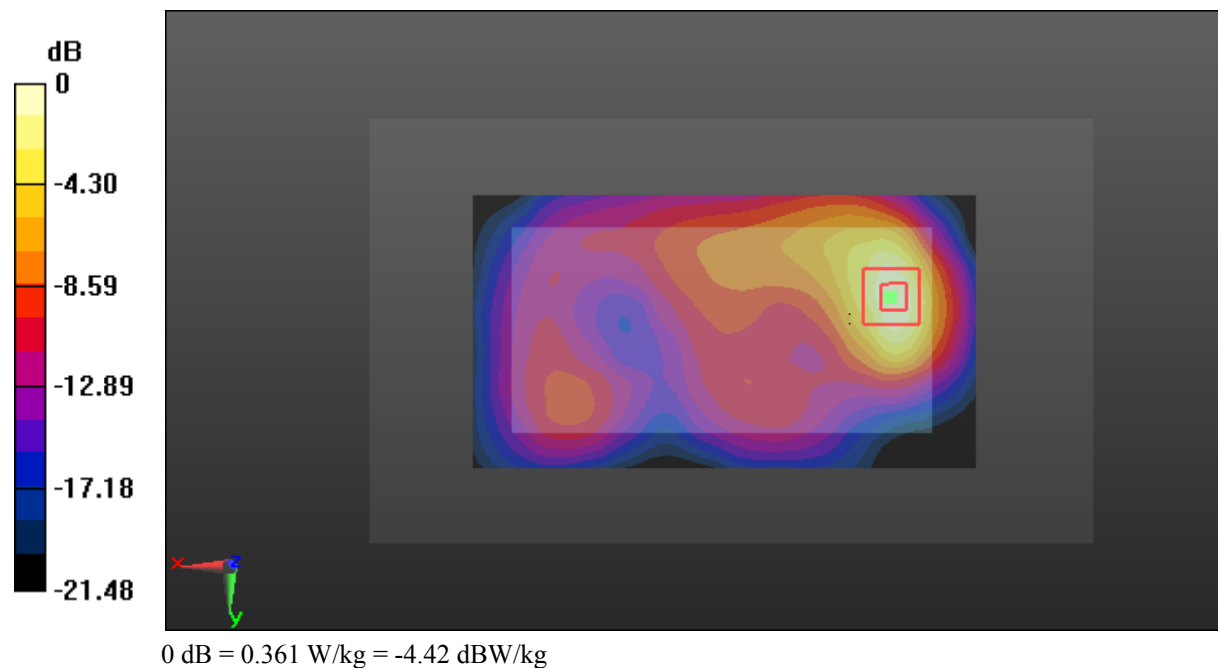
Zoom Scan (5x5x7)/Cube 0: Measurement grid: dx=8mm, dy=8mm, dz=5mm

Reference Value = 6.457 V/m; Power Drift = 0.01 dB

Peak SAR (extrapolated) = 0.455 W/kg

SAR(1 g) = 0.213 W/kg; SAR(10 g) = 0.102 W/kg

Maximum value of SAR (measured) = 0.361 W/kg



Test Plot 11#: Antenna 2(Down Antenna)_GSM 850_Body Left_Middle**DUT: LTE SMARTPHONE; Type: RG850; Serial: 18071000621**

Communication System: Generic GPRS-4 slots; Frequency: 836.6 MHz; Duty Cycle: 1:2
Medium parameters used: $f = 836.6$ MHz; $\sigma = 0.959$ S/m; $\epsilon_r = 57.229$; $\rho = 1000$ kg/m³ ;
Phantom section: Right Section

DASY5 Configuration:

- Probe: EX3DV4 - SN7431; ConvF(10.11, 10.11, 10.11); Calibrated: 2017/9/30;
- Sensor-Surface: 1.4mm (Mechanical Surface Detection)
- Electronics: DAE4 Sn772; Calibrated: 2017/10/9
- Phantom: Triple Flat Phantom 5.1C; Type: QD 000 P51 CA; Serial: 1130
- Measurement SW: DASY52, Version 52.8 (8);

Area Scan (131x41x1): Interpolated grid: dx=1.500 mm, dy=1.500 mm

Maximum value of SAR (interpolated) = 0.171 W/kg


Zoom Scan (5x5x7)/Cube 0: Measurement grid: dx=8mm, dy=8mm, dz=5mm

Reference Value = 10.28 V/m; Power Drift = 0.10 dB

Peak SAR (extrapolated) = 0.219 W/kg

SAR(1 g) = 0.111 W/kg; SAR(10 g) = 0.059 W/kg

Maximum value of SAR (measured) = 0.178 W/kg



Test Plot 12#: Antenna 2(Down Antenna)_GSM 850_Body Right_Middle**DUT: LTE SMARTPHONE; Type: RG850; Serial: 18071000621**

Communication System: Generic GPRS-4 slots; Frequency: 836.6 MHz; Duty Cycle: 1:2
Medium parameters used: $f = 836.6$ MHz; $\sigma = 0.959$ S/m; $\epsilon_r = 57.229$; $\rho = 1000$ kg/m³ ;
Phantom section: Right Section

DASY5 Configuration:

- Probe: EX3DV4 - SN7431; ConvF(10.11, 10.11, 10.11); Calibrated: 2017/9/30;
- Sensor-Surface: 1.4mm (Mechanical Surface Detection)
- Electronics: DAE4 Sn772; Calibrated: 2017/10/9
- Phantom: Triple Flat Phantom 5.1C; Type: QD 000 P51 CA; Serial: 1130
- Measurement SW: DASY52, Version 52.8 (8);

Area Scan (131x41x1): Interpolated grid: dx=1.500 mm, dy=1.500 mm

Maximum value of SAR (interpolated) = 0.0304 W/kg


Zoom Scan (5x5x7)/Cube 0: Measurement grid: dx=8mm, dy=8mm, dz=5mm

Reference Value = 2.998 V/m; Power Drift = 0.06 dB

Peak SAR (extrapolated) = 0.0370 W/kg

SAR(1 g) = 0.019 W/kg; SAR(10 g) = 0.010 W/kg

Maximum value of SAR (measured) = 0.0301 W/kg



Test Plot 13#: Antenna 2(Down Antenna)_GSM 850_Body Bottom_Middle

DUT: LTE SMARTPHONE; Type: RG850; Serial: 18071000621

Communication System: Generic GPRS-4 slots; Frequency: 836.6 MHz; Duty Cycle: 1:2
 Medium parameters used: $f = 836.6 \text{ MHz}$; $\sigma = 0.959 \text{ S/m}$; $\epsilon_r = 57.229$; $\rho = 1000 \text{ kg/m}^3$;
 Phantom section: Right Section

DASY5 Configuration:

- Probe: EX3DV4 - SN7431; ConvF(10.11, 10.11, 10.11); Calibrated: 2017/9/30;
- Sensor-Surface: 1.4mm (Mechanical Surface Detection)
- Electronics: DAE4 Sn772; Calibrated: 2017/10/9
- Phantom: Triple Flat Phantom 5.1C; Type: QD 000 P51 CA; Serial: 1130
- Measurement SW: DASY52, Version 52.8 (8);

Area Scan (41x71x1): Interpolated grid: $dx=1.500 \text{ mm}$, $dy=1.500 \text{ mm}$

Maximum value of SAR (interpolated) = 0.184 W/kg

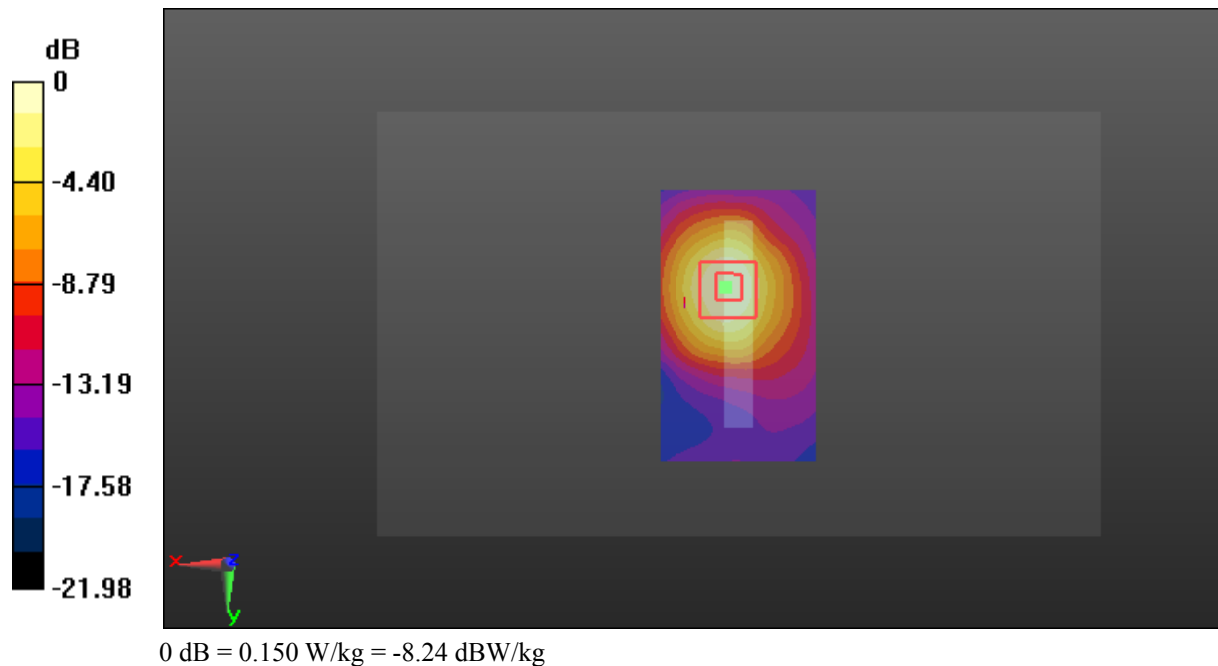
Zoom Scan (5x5x7)/Cube 0: Measurement grid: $dx=8\text{mm}$, $dy=8\text{mm}$, $dz=5\text{mm}$

Reference Value = 10.59 V/m; Power Drift = -0.10 dB

Peak SAR (extrapolated) = 0.188 W/kg

SAR(1 g) = 0.093 W/kg; SAR(10 g) = 0.046 W/kg

Maximum value of SAR (measured) = 0.150 W/kg



Test Plot 14#: Antenna 1(Up Antenna)_GSM 1900_Head Left Cheek_Low**DUT: LTE SMARTPHONE; Type: RG850; Serial: 18071000621**

Communication System: Generic GSM; Frequency: 1850.2 MHz; Duty Cycle: 1:8
Medium parameters used: $f = 1850.2$ MHz; $\sigma = 1.342$ S/m; $\epsilon_r = 40.693$; $\rho = 1000$ kg/m³ ;
Phantom section: Left Section

DASY5 Configuration:

- Probe: EX3DV4 - SN7431; ConvF(8.24, 8.24, 8.24); Calibrated: 2017/9/30;
- Sensor-Surface: 1.4mm (Mechanical Surface Detection)
- Electronics: DAE4 Sn772; Calibrated: 2017/10/9
- Phantom: Twin SAM; Type: Twin SAM V5.0; Serial: 1412
- Measurement SW: DASY52, Version 52.8 (8);

Area Scan (121x71x1): Interpolated grid: dx=1.500 mm, dy=1.500 mm

Maximum value of SAR (interpolated) = 0.442 W/kg


Zoom Scan (5x5x7)/Cube 0: Measurement grid: dx=8mm, dy=8mm, dz=5mm

Reference Value = 16.50 V/m; Power Drift = -0.08 dB

Peak SAR (extrapolated) = 0.932 W/kg

SAR(1 g) = 0.445 W/kg; SAR(10 g) = 0.223 W/kg

Maximum value of SAR (measured) = 0.878 W/kg



Test Plot 15#: Antenna 1(Up Antenna)_GSM 1900_Head Left Cheek_Middle**DUT: LTE SMARTPHONE; Type: RG850; Serial: 18071000621**

Communication System: Generic GSM; Frequency: 1880 MHz; Duty Cycle: 1:8
Medium parameters used: $f = 1880$ MHz; $\sigma = 1.368$ S/m; $\epsilon_r = 40.406$; $\rho = 1000$ kg/m³ ;
Phantom section: Left Section

DASY5 Configuration:

- Probe: EX3DV4 - SN7431; ConvF(8.24, 8.24, 8.24); Calibrated: 2017/9/30;
- Sensor-Surface: 1.4mm (Mechanical Surface Detection)
- Electronics: DAE4 Sn772; Calibrated: 2017/10/9
- Phantom: Twin SAM; Type: Twin SAM V5.0; Serial: 1412
- Measurement SW: DASY52, Version 52.8 (8);

Area Scan (131x71x1): Interpolated grid: dx=1.500 mm, dy=1.500 mm

Maximum value of SAR (interpolated) = 0.549 W/kg


Zoom Scan (5x5x7)/Cube 0: Measurement grid: dx=8mm, dy=8mm, dz=5mm

Reference Value = 10.06 V/m; Power Drift = -0.07 dB

Peak SAR (extrapolated) = 0.890 W/kg

SAR(1 g) = 0.453 W/kg; SAR(10 g) = 0.226 W/kg

Maximum value of SAR (measured) = 0.518 W/kg



0 dB = 0.518 W/kg = -2.86 dBW/kg

Test Plot 16#: Antenna 1(Up Antenna)_GSM 1900_Head Left Cheek_High**DUT: LTE SMARTPHONE; Type: RG850; Serial: 18071000621**

Communication System: Generic GSM; Frequency: 1909.8 MHz; Duty Cycle: 1:8
Medium parameters used: $f = 1909.8$ MHz; $\sigma = 1.396$ S/m; $\epsilon_r = 40.3$; $\rho = 1000$ kg/m³ ;
Phantom section: Left Section

DASY5 Configuration:

- Probe: EX3DV4 - SN7431; ConvF(8.24, 8.24, 8.24); Calibrated: 2017/9/30;
- Sensor-Surface: 1.4mm (Mechanical Surface Detection)
- Electronics: DAE4 Sn772; Calibrated: 2017/10/9
- Phantom: Twin SAM; Type: Twin SAM V5.0; Serial: 1412
- Measurement SW: DASY52, Version 52.8 (8);

Area Scan (121x71x1): Interpolated grid: dx=1.500 mm, dy=1.500 mm

Maximum value of SAR (interpolated) = 0.470 W/kg

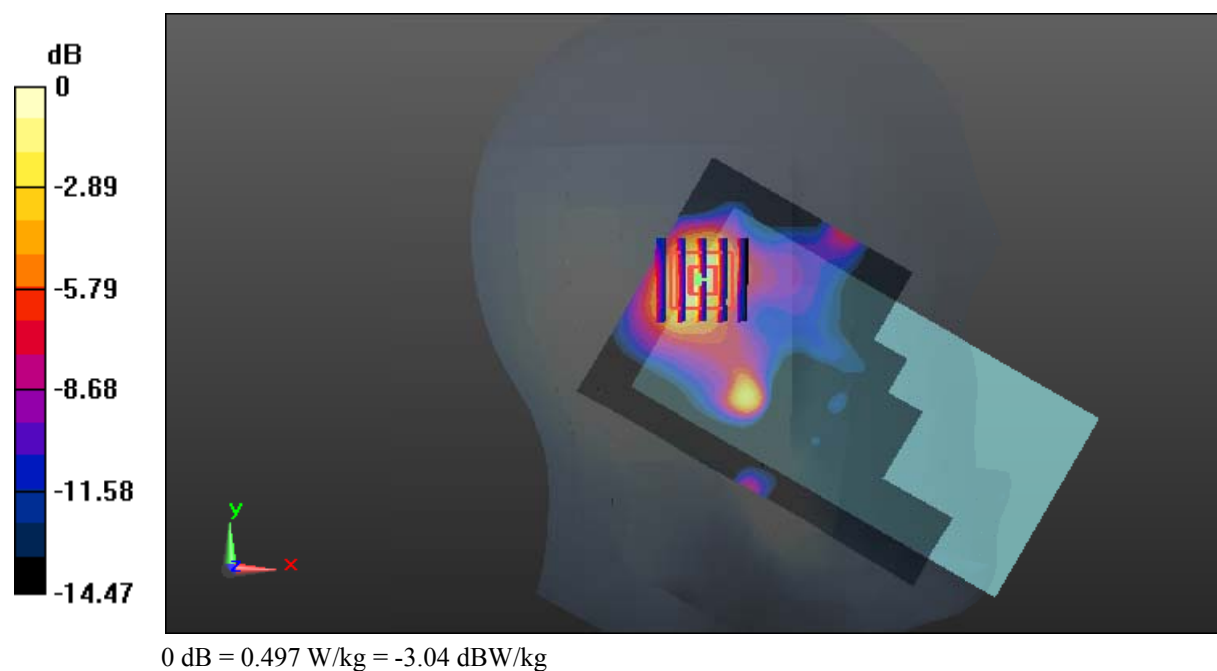
Zoom Scan (5x5x7)/Cube 0: Measurement grid: dx=8mm, dy=8mm, dz=5mm

Reference Value = 16.75 V/m; Power Drift = 0.01 dB

Peak SAR (extrapolated) = 0.896 W/kg

SAR(1 g) = 0.456 W/kg; SAR(10 g) = 0.224 W/kg

Maximum value of SAR (measured) = 0.497 W/kg



Test Plot 17#: Antenna 1(Up Antenna)_GSM 1900_Head Left Tilt_Middle**DUT: LTE SMARTPHONE; Type: RG850; Serial: 18071000621**

Communication System: Generic GSM; Frequency: 1880 MHz; Duty Cycle: 1:8
Medium parameters used: $f = 1880$ MHz; $\sigma = 1.368$ S/m; $\epsilon_r = 40.406$; $\rho = 1000$ kg/m³ ;
Phantom section: Left Section

DASY5 Configuration:

- Probe: EX3DV4 - SN7431; ConvF(8.24, 8.24, 8.24); Calibrated: 2017/9/30;
- Sensor-Surface: 1.4mm (Mechanical Surface Detection)
- Electronics: DAE4 Sn772; Calibrated: 2017/10/9
- Phantom: Twin SAM; Type: Twin SAM V5.0; Serial: 1412
- Measurement SW: DASY52, Version 52.8 (8);

Area Scan (131x71x1): Interpolated grid: dx=1.500 mm, dy=1.500 mm

Maximum value of SAR (interpolated) = 0.472 W/kg


Zoom Scan (5x5x7)/Cube 0: Measurement grid: dx=8mm, dy=8mm, dz=5mm

Reference Value = 9.298 V/m; Power Drift = -0.11 dB

Peak SAR (extrapolated) = 0.842 W/kg

SAR(1 g) = 0.444 W/kg; SAR(10 g) = 0.230 W/kg

Maximum value of SAR (measured) = 0.491 W/kg



0 dB = 0.491 W/kg = -3.09 dBW/kg

Test Plot 18#: Antenna 1(Up Antenna)_GSM 1900_Head Right Check_Middle**DUT: LTE SMARTPHONE; Type: RG850; Serial: 18071000621**

Communication System: Generic GSM; Frequency: 1880 MHz; Duty Cycle: 1:8
Medium parameters used: $f = 1880$ MHz; $\sigma = 1.368$ S/m; $\epsilon_r = 40.406$; $\rho = 1000$ kg/m³ ;
Phantom section: Right Section

DASY5 Configuration:

- Probe: EX3DV4 - SN7431; ConvF(8.24, 8.24, 8.24); Calibrated: 2017/9/30;
- Sensor-Surface: 1.4mm (Mechanical Surface Detection)
- Electronics: DAE4 Sn772; Calibrated: 2017/10/9
- Phantom: Twin SAM; Type: Twin SAM V5.0; Serial: 1412
- Measurement SW: DASY52, Version 52.8 (8);

Area Scan (121x71x1): Interpolated grid: dx=1.500 mm, dy=1.500 mm

Maximum value of SAR (interpolated) = 0.185 W/kg

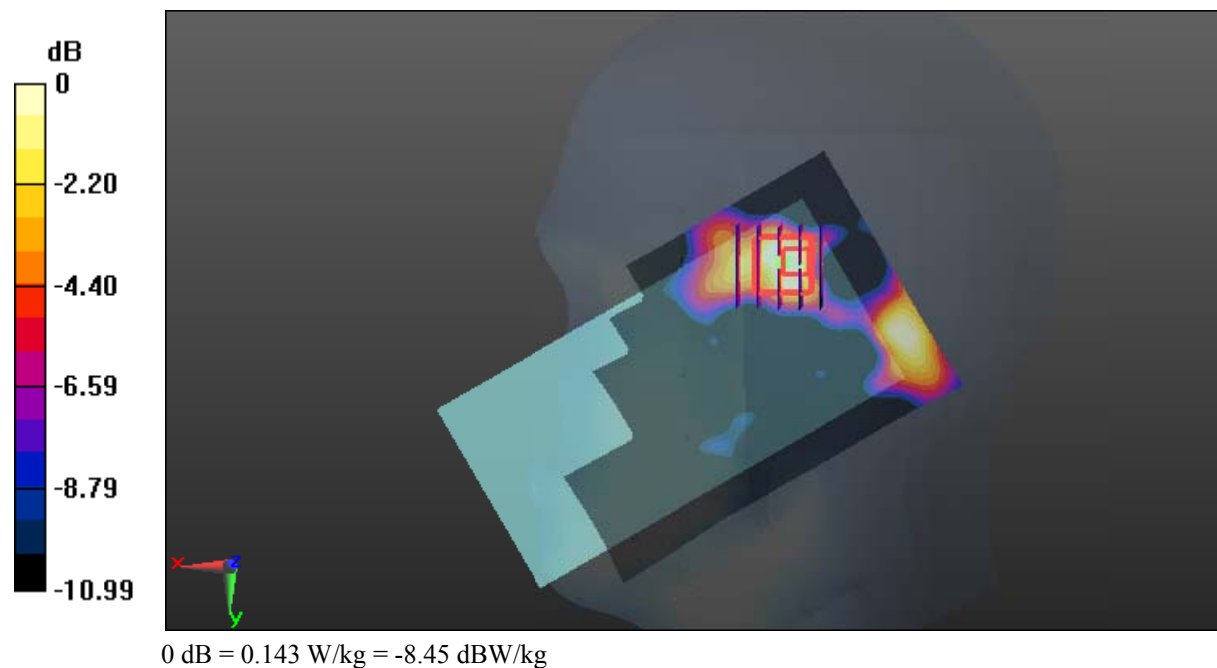
Zoom Scan (5x5x7)/Cube 0: Measurement grid: dx=8mm, dy=8mm, dz=5mm

Reference Value = 4.377 V/m; Power Drift = -0.04 dB

Peak SAR (extrapolated) = 0.166 W/kg

SAR(1 g) = 0.123 W/kg; SAR(10 g) = 0.071 W/kg

Maximum value of SAR (measured) = 0.143 W/kg



Test Plot 19#: Antenna 1(Up Antenna)_GSM 1900_Head Right Tilt_Middle**DUT: LTE SMARTPHONE; Type: RG850; Serial: 18071000621**

Communication System: Generic GSM; Frequency: 1880 MHz; Duty Cycle: 1:8
Medium parameters used: $f = 1880$ MHz; $\sigma = 1.368$ S/m; $\epsilon_r = 40.406$; $\rho = 1000$ kg/m³ ;
Phantom section: Right Section

DASY5 Configuration:

- Probe: EX3DV4 - SN7431; ConvF(8.24, 8.24, 8.24); Calibrated: 2017/9/30;
- Sensor-Surface: 1.4mm (Mechanical Surface Detection)
- Electronics: DAE4 Sn772; Calibrated: 2017/10/9
- Phantom: Twin SAM; Type: Twin SAM V5.0; Serial: 1412
- Measurement SW: DASY52, Version 52.8 (8);

Area Scan (131x71x1): Interpolated grid: dx=1.500 mm, dy=1.500 mm

Maximum value of SAR (interpolated) = 0.179 W/kg

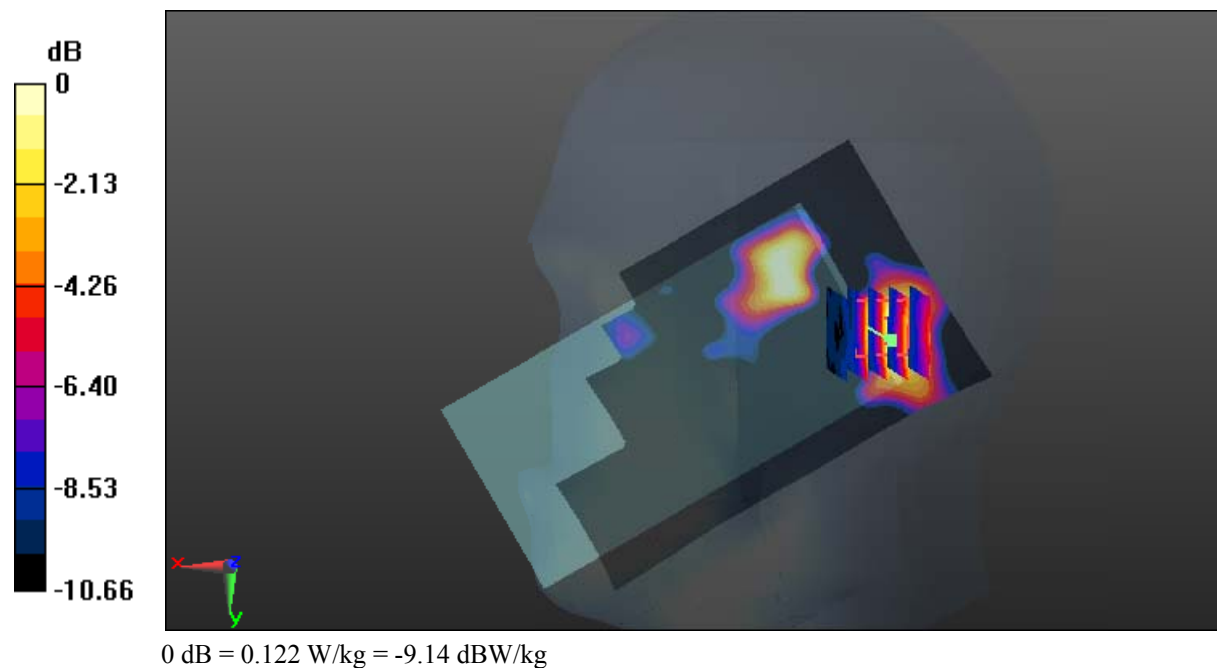
Zoom Scan (5x5x7)/Cube 0: Measurement grid: dx=8mm, dy=8mm, dz=5mm

Reference Value = 4.048 V/m; Power Drift = -0.11 dB

Peak SAR (extrapolated) = 0.179 W/kg

SAR(1 g) = 0.107 W/kg; SAR(10 g) = 0.058 W/kg

Maximum value of SAR (measured) = 0.122 W/kg



Test Plot 20#: Antenna 1(Up Antenna)_GSM 1900_Body Worn Back_Middle**DUT: LTE SMARTPHONE; Type: RG850; Serial: 18071000621**

Communication System: Generic GSM; Frequency: 1880 MHz; Duty Cycle: 1:8
Medium parameters used: $f = 1880$ MHz; $\sigma = 1.488$ S/m; $\epsilon_r = 54.158$; $\rho = 1000$ kg/m³ ;
Phantom section: Left Section

DASY5 Configuration:

- Probe: EX3DV4 - SN7431; ConvF(8, 8, 8); Calibrated: 2017/9/30;
- Sensor-Surface: 1.4mm (Mechanical Surface Detection)
- Electronics: DAE4 Sn772; Calibrated: 2017/10/9
- Phantom: Triple Flat Phantom 5.1C; Type: QD 000 P51 CA; Serial: 1130
- Measurement SW: DASY52, Version 52.8 (8);

Area Scan (131x71x1): Interpolated grid: dx=1.500 mm, dy=1.500 mm

Maximum value of SAR (interpolated) = 0.575 W/kg


Zoom Scan (5x5x7)/Cube 0: Measurement grid: dx=8mm, dy=8mm, dz=5mm

Reference Value = 3.353 V/m; Power Drift = 0.08 dB

Peak SAR (extrapolated) = 0.709 W/kg

SAR(1 g) = 0.382 W/kg; SAR(10 g) = 0.191 W/kg

Maximum value of SAR (measured) = 0.592 W/kg



Test Plot 21#: Antenna 1(Up Antenna)_GSM 1900_Body Back_Low**DUT: LTE SMARTPHONE; Type: RG850; Serial: 18071000621**

Communication System: Generic GPRS-4 slots; Frequency: 1850.2 MHz; Duty Cycle: 1:2
Medium parameters used: $f = 1850.2$ MHz; $\sigma = 1.463$ S/m; $\epsilon_r = 54.583$; $\rho = 1000$ kg/m³ ;
Phantom section: Left Section

DASY5 Configuration:

- Probe: EX3DV4 - SN7431; ConvF(8, 8, 8); Calibrated: 2017/9/30;
- Sensor-Surface: 1.4mm (Mechanical Surface Detection)
- Electronics: DAE4 Sn772; Calibrated: 2017/10/9
- Phantom: Triple Flat Phantom 5.1C; Type: QD 000 P51 CA; Serial: 1130
- Measurement SW: DASY52, Version 52.8 (8);

Area Scan (131x71x1): Interpolated grid: dx=1.500 mm, dy=1.500 mm

Maximum value of SAR (interpolated) = 0.557 W/kg

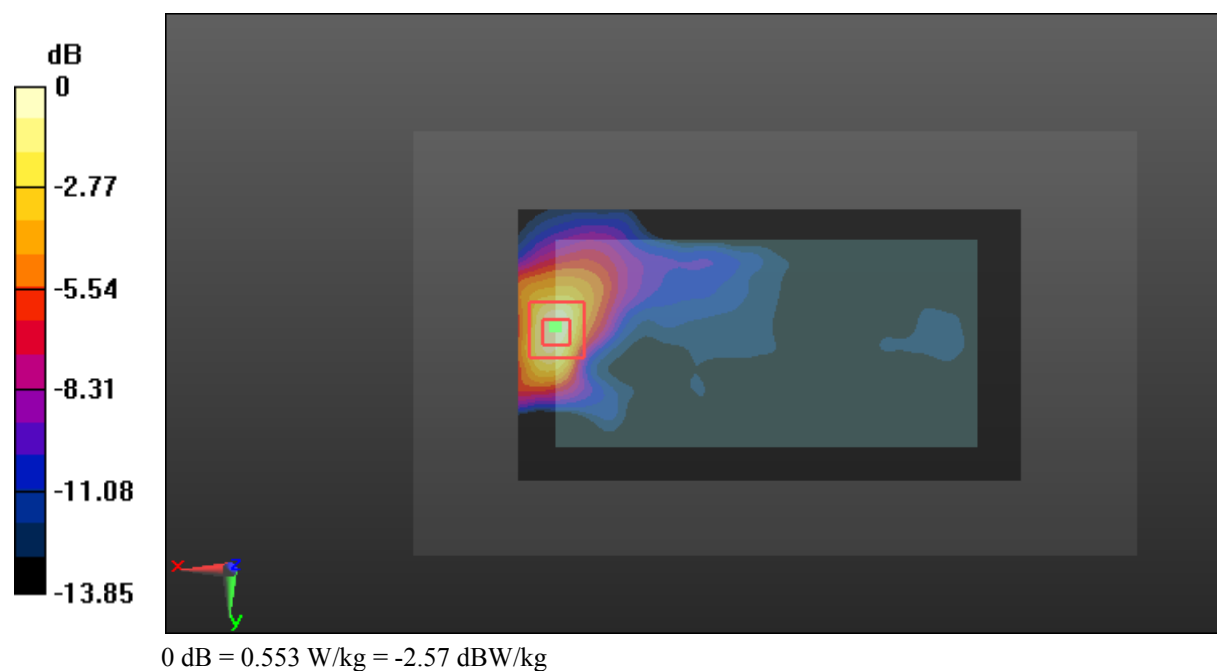
Zoom Scan (5x5x7)/Cube 0: Measurement grid: dx=8mm, dy=8mm, dz=5mm

Reference Value = 4.240 V/m; Power Drift = -0.06 dB

Peak SAR (extrapolated) = 0.895 W/kg

SAR(1 g) = 0.501 W/kg; SAR(10 g) = 0.256 W/kg

Maximum value of SAR (measured) = 0.553 W/kg



Test Plot 22#: Antenna 1(Up Antenna)_GSM 1900_Body Back_Middle**DUT: LTE SMARTPHONE; Type: RG850; Serial: 18071000621**

Communication System: Generic GPRS-4 slots; Frequency: 1880 MHz; Duty Cycle: 1:2
Medium parameters used: $f = 1880$ MHz; $\sigma = 1.488$ S/m; $\epsilon_r = 54.158$; $\rho = 1000$ kg/m³ ;
Phantom section: Left Section

DASY5 Configuration:

- Probe: EX3DV4 - SN7431; ConvF(8, 8, 8); Calibrated: 2017/9/30;
- Sensor-Surface: 1.4mm (Mechanical Surface Detection)
- Electronics: DAE4 Sn772; Calibrated: 2017/10/9
- Phantom: Triple Flat Phantom 5.1C; Type: QD 000 P51 CA; Serial: 1130
- Measurement SW: DASY52, Version 52.8 (8);

Area Scan (131x71x1): Interpolated grid: dx=1.500 mm, dy=1.500 mm

Maximum value of SAR (interpolated) = 0.695 W/kg

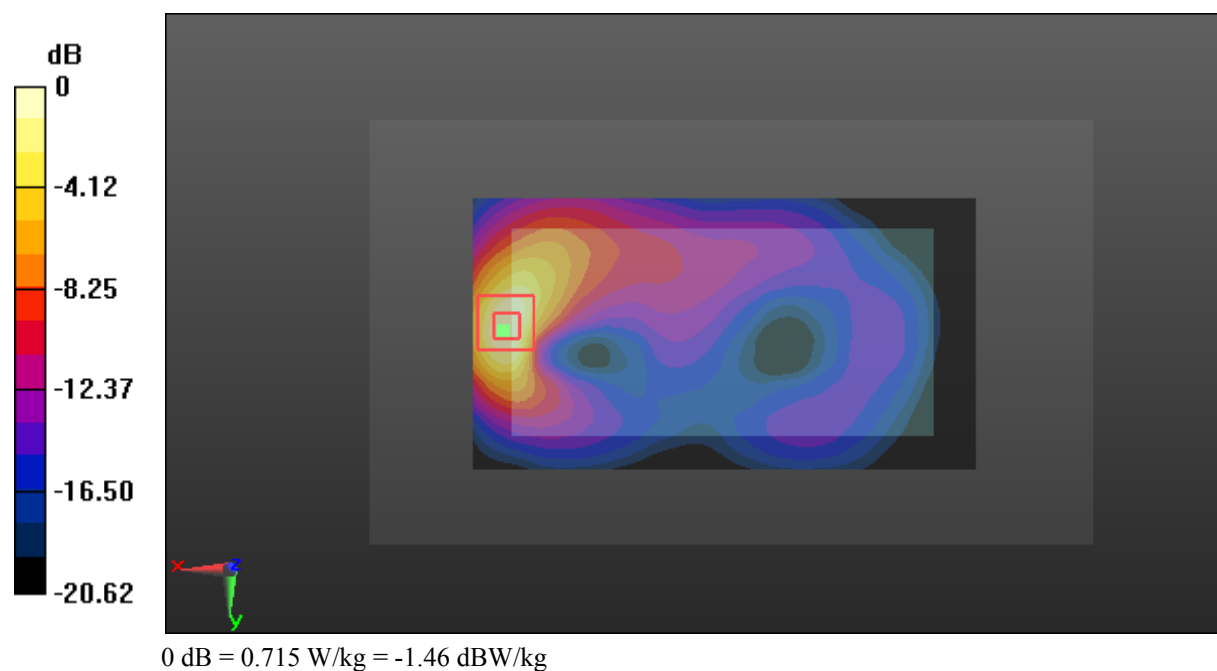
Zoom Scan (5x5x7)/Cube 0: Measurement grid: dx=8mm, dy=8mm, dz=5mm

Reference Value = 3.510 V/m; Power Drift = 0.10 dB

Peak SAR (extrapolated) = 0.860 W/kg

SAR(1 g) = 0.463 W/kg; SAR(10 g) = 0.232 W/kg

Maximum value of SAR (measured) = 0.715 W/kg



Test Plot 23#: Antenna 1(Up Antenna)_GSM 1900_Body Back_High**DUT: LTE SMARTPHONE; Type: RG850; Serial: 18071000621**

Communication System: Generic GPRS-4 slots; Frequency: 1909.8 MHz; Duty Cycle: 1:2
Medium parameters used: $f = 1909.8$ MHz; $\sigma = 1.519$ S/m; $\epsilon_r = 54.031$; $\rho = 1000$ kg/m³ ;
Phantom section: Left Section

DASY5 Configuration:

- Probe: EX3DV4 - SN7431; ConvF(8, 8, 8); Calibrated: 2017/9/30;
- Sensor-Surface: 1.4mm (Mechanical Surface Detection)
- Electronics: DAE4 Sn772; Calibrated: 2017/10/9
- Phantom: Triple Flat Phantom 5.1C; Type: QD 000 P51 CA; Serial: 1130
- Measurement SW: DASY52, Version 52.8 (8);

Area Scan (131x71x1): Interpolated grid: dx=1.500 mm, dy=1.500 mm

Maximum value of SAR (interpolated) = 0.571 W/kg

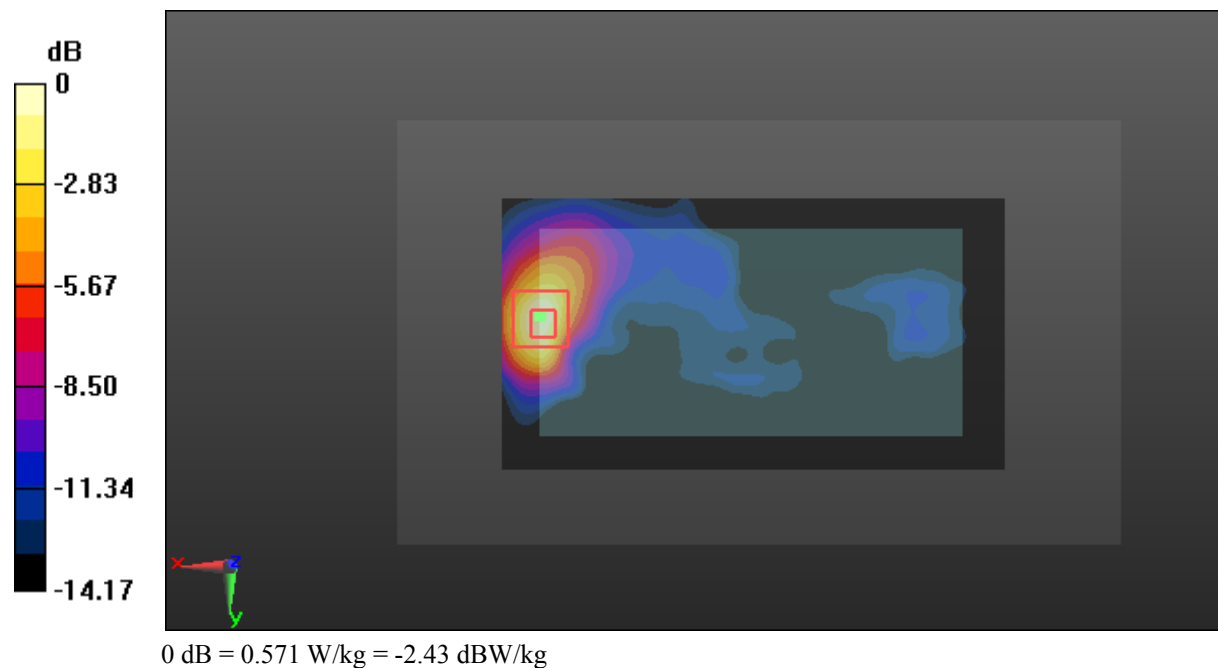
Zoom Scan (5x5x7)/Cube 0: Measurement grid: dx=8mm, dy=8mm, dz=5mm

Reference Value = 4.803 V/m; Power Drift = -0.15 dB

Peak SAR (extrapolated) = 0.955 W/kg

SAR(1 g) = 0.514 W/kg; SAR(10 g) = 0.265 W/kg

Maximum value of SAR (measured) = 0.571 W/kg



Test Plot 24#: Antenna 1(Up Antenna)_GSM 1900_Body Left_Middle**DUT: LTE SMARTPHONE; Type: RG850; Serial: 18071000621**

Communication System: Generic GPRS-4 slots; Frequency: 1880 MHz; Duty Cycle: 1:2
Medium parameters used: $f = 1880$ MHz; $\sigma = 1.488$ S/m; $\epsilon_r = 54.158$; $\rho = 1000$ kg/m³ ;
Phantom section: Left Section

DASY5 Configuration:

- Probe: EX3DV4 - SN7431; ConvF(8, 8, 8); Calibrated: 2017/9/30;
- Sensor-Surface: 1.4mm (Mechanical Surface Detection)
- Electronics: DAE4 Sn772; Calibrated: 2017/10/9
- Phantom: Triple Flat Phantom 5.1C; Type: QD 000 P51 CA; Serial: 1130
- Measurement SW: DASY52, Version 52.8 (8);

Area Scan (131x41x1): Interpolated grid: dx=1.500 mm, dy=1.500 mm

Maximum value of SAR (interpolated) = 0.152 W/kg


Zoom Scan (5x5x7)/Cube 0: Measurement grid: dx=8mm, dy=8mm, dz=5mm

Reference Value = 6.450 V/m; Power Drift = -0.08 dB

Peak SAR (extrapolated) = 0.183 W/kg

SAR(1 g) = 0.104 W/kg; SAR(10 g) = 0.059 W/kg

Maximum value of SAR (measured) = 0.155 W/kg



Test Plot 25#: Antenna 1(Up Antenna)_GSM 1900_Body Top_Middle**DUT: LTE SMARTPHONE; Type: RG850; Serial: 18071000621**

Communication System: Generic GPRS-4 slots; Frequency: 1880 MHz; Duty Cycle: 1:2
Medium parameters used: $f = 1880$ MHz; $\sigma = 1.488$ S/m; $\epsilon_r = 54.158$; $\rho = 1000$ kg/m³ ;
Phantom section: Left Section

DASY5 Configuration:

- Probe: EX3DV4 - SN7431; ConvF(8, 8, 8); Calibrated: 2017/9/30;
- Sensor-Surface: 1.4mm (Mechanical Surface Detection)
- Electronics: DAE4 Sn772; Calibrated: 2017/10/9
- Phantom: Triple Flat Phantom 5.1C; Type: QD 000 P51 CA; Serial: 1130
- Measurement SW: DASY52, Version 52.8 (8);

Area Scan (41x71x1): Interpolated grid: dx=1.500 mm, dy=1.500 mm

Maximum value of SAR (interpolated) = 0.423 W/kg


Zoom Scan (5x5x7)/Cube 0: Measurement grid: dx=8mm, dy=8mm, dz=5mm

Reference Value = 17.55 V/m; Power Drift = -0.14 dB

Peak SAR (extrapolated) = 0.515 W/kg

SAR(1 g) = 0.300 W/kg; SAR(10 g) = 0.166 W/kg

Maximum value of SAR (measured) = 0.439 W/kg



Test Plot 26#: Antenna 1(Up Antenna)_WCDMA Band 2_Head Left Cheek_Low**DUT: LTE SMARTPHONE; Type: RG850; Serial: 18071000621**

Communication System: Generic WCDMA; Frequency: 1852.4 MHz; Duty Cycle: 1:1
Medium parameters used: $f = 1852.4$ MHz; $\sigma = 1.345$ S/m; $\epsilon_r = 40.689$; $\rho = 1000$ kg/m³ ;
Phantom section: Left Section

DASY5 Configuration:

- Probe: EX3DV4 - SN7431; ConvF(8.24, 8.24, 8.24); Calibrated: 2017/9/30;
- Sensor-Surface: 1.4mm (Mechanical Surface Detection)
- Electronics: DAE4 Sn772; Calibrated: 2017/10/9
- Phantom: Twin SAM; Type: Twin SAM V5.0; Serial: 1412
- Measurement SW: DASY52, Version 52.8 (8);

Area Scan (121x71x1): Interpolated grid: dx=1.500 mm, dy=1.500 mm

Maximum value of SAR (interpolated) = 0.675 W/kg

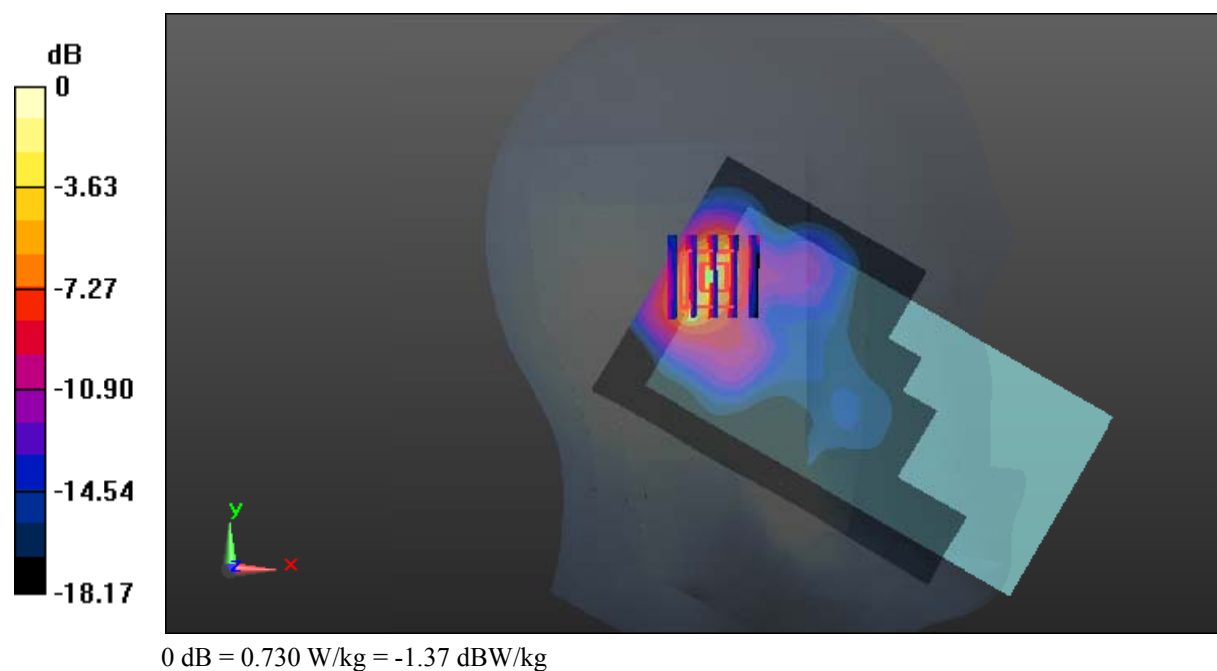
Zoom Scan (5x5x7)/Cube 0: Measurement grid: dx=8mm, dy=8mm, dz=5mm

Reference Value = 19.28 V/m; Power Drift = 0.12 dB

Peak SAR (extrapolated) = 1.30 W/kg

SAR(1 g) = 0.655 W/kg; SAR(10 g) = 0.317 W/kg

Maximum value of SAR (measured) = 0.730 W/kg



Test Plot 27#: Antenna 1(Up Antenna)_WCDMA Band 2_Head Left Cheek_Middle**DUT: LTE SMARTPHONE; Type: RG850; Serial: 18071000621**

Communication System: Generic WCDMA; Frequency: 1880 MHz; Duty Cycle: 1:1
Medium parameters used: $f = 1880$ MHz; $\sigma = 1.368$ S/m; $\epsilon_r = 40.406$; $\rho = 1000$ kg/m³ ;
Phantom section: Left Section

DASY5 Configuration:

- Probe: EX3DV4 - SN7431; ConvF(8.24, 8.24, 8.24); Calibrated: 2017/9/30;
- Sensor-Surface: 1.4mm (Mechanical Surface Detection)
- Electronics: DAE4 Sn772; Calibrated: 2017/10/9
- Phantom: Twin SAM; Type: Twin SAM V5.0; Serial: 1412
- Measurement SW: DASY52, Version 52.8 (8);

Area Scan (121x71x1): Interpolated grid: dx=1.500 mm, dy=1.500 mm

Maximum value of SAR (interpolated) = 0.861 W/kg

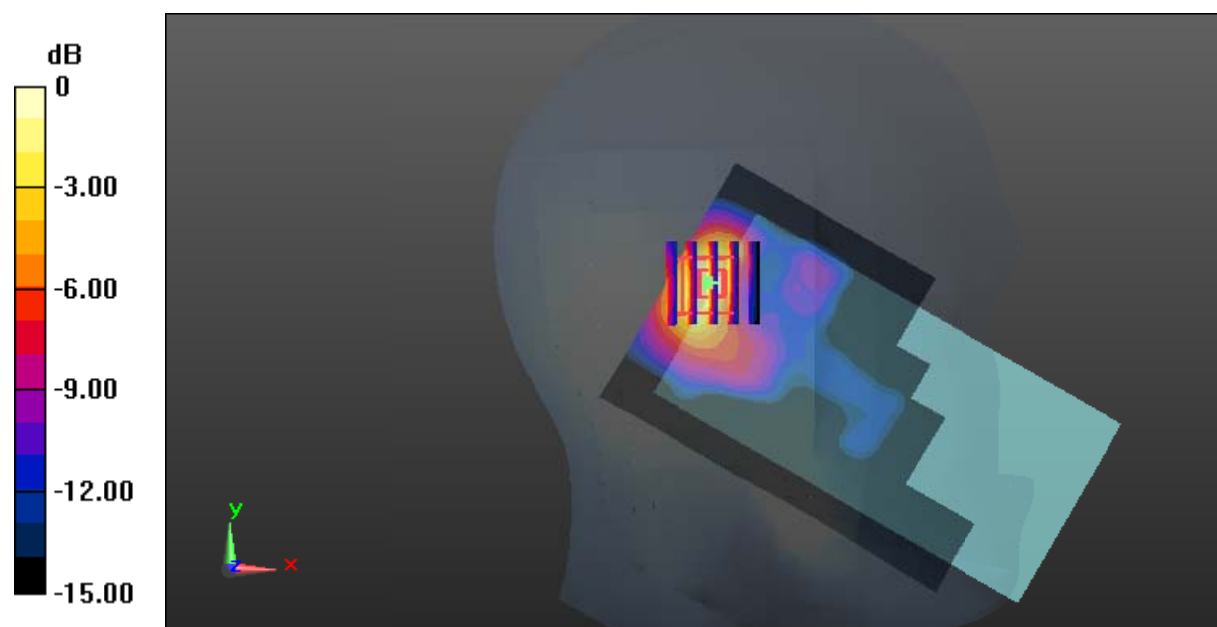
Zoom Scan (5x5x7)/Cube 0: Measurement grid: dx=8mm, dy=8mm, dz=5mm

Reference Value = 16.25 V/m; Power Drift = 0.03 dB

Peak SAR (extrapolated) = 1.50 W/kg

SAR(1 g) = 0.738 W/kg; SAR(10 g) = 0.363 W/kg

Maximum value of SAR (measured) = 0.802 W/kg



0 dB = 0.802 W/kg = -0.96 dBW/kg

Test Plot 28#: Antenna 1(Up Antenna)_WCDMA Band 2_Head Left Cheek_High**DUT: LTE SMARTPHONE; Type: RG850; Serial: 18071000621**

Communication System: Generic WCDMA; Frequency: 1907.6 MHz; Duty Cycle: 1:1
Medium parameters used: $f = 1907.6$ MHz; $\sigma = 1.395$ S/m; $\epsilon_r = 40.317$; $\rho = 1000$ kg/m³ ;
Phantom section: Left Section

DASY5 Configuration:

- Probe: EX3DV4 - SN7431; ConvF(8.24, 8.24, 8.24); Calibrated: 2017/9/30;
- Sensor-Surface: 1.4mm (Mechanical Surface Detection)
- Electronics: DAE4 Sn772; Calibrated: 2017/10/9
- Phantom: Twin SAM; Type: Twin SAM V5.0; Serial: 1412
- Measurement SW: DASY52, Version 52.8 (8);

Area Scan (121x71x1): Interpolated grid: dx=1.500 mm, dy=1.500 mm

Maximum value of SAR (interpolated) = 0.915 W/kg

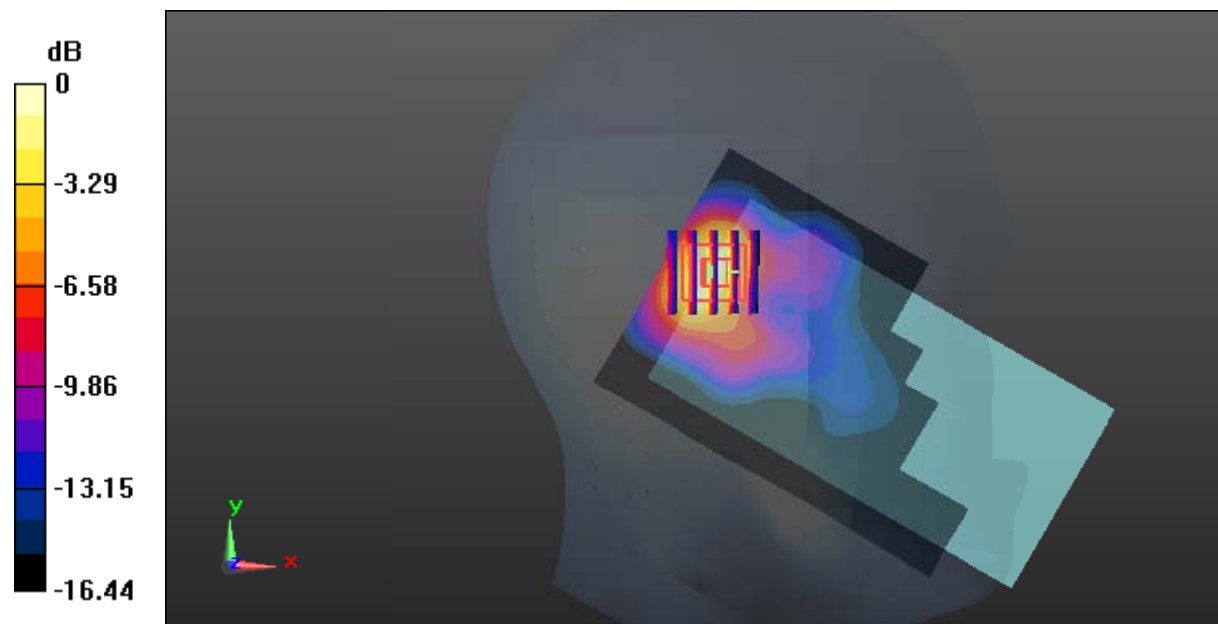
Zoom Scan (5x5x7)/Cube 0: Measurement grid: dx=8mm, dy=8mm, dz=5mm

Reference Value = 21.88 V/m; Power Drift = 0.04 dB

Peak SAR (extrapolated) = 1.90 W/kg

SAR(1 g) = 0.883 W/kg; SAR(10 g) = 0.424 W/kg

Maximum value of SAR (measured) = 0.921 W/kg



0 dB = 0.921 W/kg = -0.36 dBW/kg

Test Plot 29#: Antenna 1(Up Antenna)_WCDMA Band 2_Head Left Tilt_Middle**DUT: LTE SMARTPHONE; Type: RG850; Serial: 18071000621**

Communication System: Generic WCDMA; Frequency: 1880 MHz; Duty Cycle: 1:1
Medium parameters used: $f = 1880$ MHz; $\sigma = 1.368$ S/m; $\epsilon_r = 40.406$; $\rho = 1000$ kg/m³ ;
Phantom section: Left Section

DASY5 Configuration:

- Probe: EX3DV4 - SN7431; ConvF(8.24, 8.24, 8.24); Calibrated: 2017/9/30;
- Sensor-Surface: 1.4mm (Mechanical Surface Detection)
- Electronics: DAE4 Sn772; Calibrated: 2017/10/9
- Phantom: Twin SAM; Type: Twin SAM V5.0; Serial: 1412
- Measurement SW: DASY52, Version 52.8 (8);

Area Scan (121x71x1): Interpolated grid: dx=1.500 mm, dy=1.500 mm

Maximum value of SAR (interpolated) = 0.808 W/kg


Zoom Scan (5x5x7)/Cube 0: Measurement grid: dx=8mm, dy=8mm, dz=5mm

Reference Value = 18.84 V/m; Power Drift = 0.02 dB

Peak SAR (extrapolated) = 1.42 W/kg

SAR(1 g) = 0.732 W/kg; SAR(10 g) = 0.374 W/kg

Maximum value of SAR (measured) = 0.799 W/kg



0 dB = 0.799 W/kg = -0.97 dBW/kg

Test Plot 30#: Antenna 1(Up Antenna)_WCDMA Band 2_Head Right Cheek_Middle**DUT: LTE SMARTPHONE; Type: RG850; Serial: 18071000621**

Communication System: Generic WCDMA; Frequency: 1880 MHz; Duty Cycle: 1:1
Medium parameters used: $f = 1880$ MHz; $\sigma = 1.368$ S/m; $\epsilon_r = 40.406$; $\rho = 1000$ kg/m³ ;
Phantom section: Right Section

DASY5 Configuration:

- Probe: EX3DV4 - SN7431; ConvF(8.24, 8.24, 8.24); Calibrated: 2017/9/30;
- Sensor-Surface: 1.4mm (Mechanical Surface Detection)
- Electronics: DAE4 Sn772; Calibrated: 2017/10/9
- Phantom: Twin SAM; Type: Twin SAM V5.0; Serial: 1412
- Measurement SW: DASY52, Version 52.8 (8);

Area Scan (121x71x1): Interpolated grid: dx=1.500 mm, dy=1.500 mm

Maximum value of SAR (interpolated) = 0.258 W/kg


Zoom Scan (5x5x7)/Cube 0: Measurement grid: dx=8mm, dy=8mm, dz=5mm

Reference Value = 5.244 V/m; Power Drift = -0.12 dB

Peak SAR (extrapolated) = 0.339 W/kg

SAR(1 g) = 0.191 W/kg; SAR(10 g) = 0.102 W/kg

Maximum value of SAR (measured) = 0.211 W/kg



0 dB = 0.211 W/kg = -6.76 dBW/kg

Test Plot 31#: Antenna 1(Up Antenna)_WCDMA Band 2_Head Right Tilt_Middle**DUT: LTE SMARTPHONE; Type: RG850; Serial: 18071000621**

Communication System: Generic WCDMA; Frequency: 1880 MHz; Duty Cycle: 1:1
Medium parameters used: $f = 1880$ MHz; $\sigma = 1.368$ S/m; $\epsilon_r = 40.406$; $\rho = 1000$ kg/m³ ;
Phantom section: Right Section

DASY5 Configuration:

- Probe: EX3DV4 - SN7431; ConvF(8.24, 8.24, 8.24); Calibrated: 2017/9/30;
- Sensor-Surface: 1.4mm (Mechanical Surface Detection)
- Electronics: DAE4 Sn772; Calibrated: 2017/10/9
- Phantom: Twin SAM; Type: Twin SAM V5.0; Serial: 1412
- Measurement SW: DASY52, Version 52.8 (8);

Area Scan (121x71x1): Interpolated grid: dx=1.500 mm, dy=1.500 mm

Maximum value of SAR (interpolated) = 0.277 W/kg

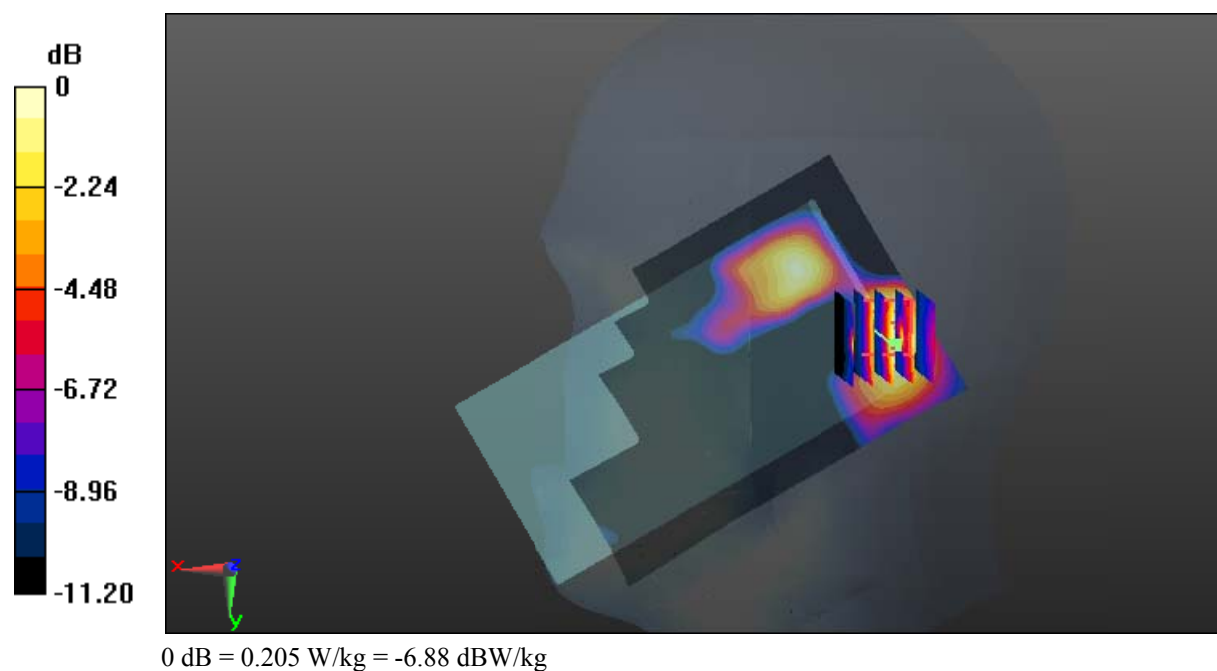
Zoom Scan (5x5x7)/Cube 0: Measurement grid: dx=8mm, dy=8mm, dz=5mm

Reference Value = 4.558 V/m; Power Drift = -0.18 dB

Peak SAR (extrapolated) = 0.309 W/kg

SAR(1 g) = 0.183 W/kg; SAR(10 g) = 0.102 W/kg

Maximum value of SAR (measured) = 0.205 W/kg



Test Plot 32#: Antenna 1(Up Antenna)_WCDMA Band 2_Body Back_Low**DUT: LTE SMARTPHONE; Type: RG850; Serial: 18071000621**

Communication System: Generic WCDMA; Frequency: 1852.4 MHz; Duty Cycle: 1:1
Medium parameters used: $f = 1852.4$ MHz; $\sigma = 1.469$ S/m; $\epsilon_r = 54.577$; $\rho = 1000$ kg/m³ ;
Phantom section: Left Section

DASY5 Configuration:

- Probe: EX3DV4 - SN7431; ConvF(8, 8, 8); Calibrated: 2017/9/30;
- Sensor-Surface: 1.4mm (Mechanical Surface Detection)
- Electronics: DAE4 Sn772; Calibrated: 2017/10/9
- Phantom: Triple Flat Phantom 5.1C; Type: QD 000 P51 CA; Serial: 1130
- Measurement SW: DASY52, Version 52.8 (8);

Area Scan (131x71x1): Interpolated grid: dx=1.500 mm, dy=1.500 mm

Maximum value of SAR (interpolated) = 0.676 W/kg

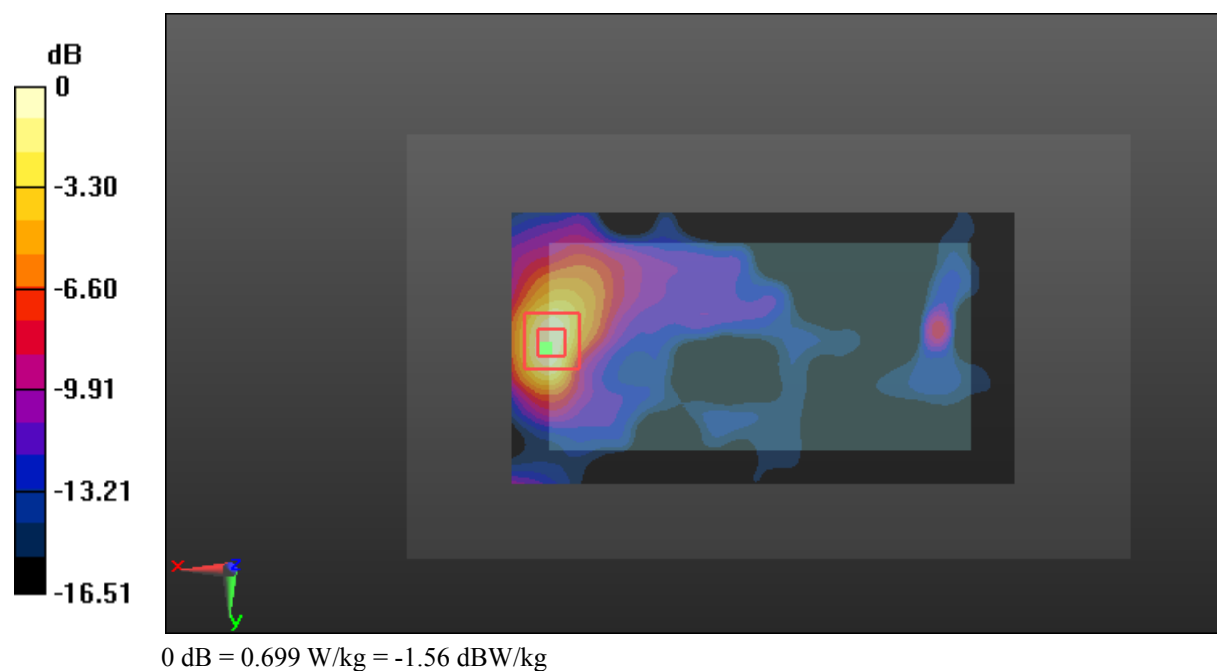
Zoom Scan (6x6x7)/Cube 0: Measurement grid: dx=8mm, dy=8mm, dz=5mm

Reference Value = 4.840 V/m; Power Drift = -0.10 dB

Peak SAR (extrapolated) = 1.88 W/kg

SAR(1 g) = 0.634 W/kg; SAR(10 g) = 0.328 W/kg

Maximum value of SAR (measured) = 0.699 W/kg



Test Plot 33#: Antenna 1(Up Antenna)_WCDMA Band 2_Body Back_Middle**DUT: LTE SMARTPHONE; Type: RG850; Serial: 18071000621**

Communication System: Generic WCDMA; Frequency: 1880 MHz; Duty Cycle: 1:1
Medium parameters used: $f = 1880$ MHz; $\sigma = 1.488$ S/m; $\epsilon_r = 54.158$; $\rho = 1000$ kg/m³ ;
Phantom section: Left Section

DASY5 Configuration:

- Probe: EX3DV4 - SN7431; ConvF(8, 8, 8); Calibrated: 2017/9/30;
- Sensor-Surface: 1.4mm (Mechanical Surface Detection)
- Electronics: DAE4 Sn772; Calibrated: 2017/10/9
- Phantom: Triple Flat Phantom 5.1C; Type: QD 000 P51 CA; Serial: 1130
- Measurement SW: DASY52, Version 52.8 (8);

Area Scan (141x71x1): Interpolated grid: dx=1.500 mm, dy=1.500 mm

Maximum value of SAR (interpolated) = 1.05 W/kg

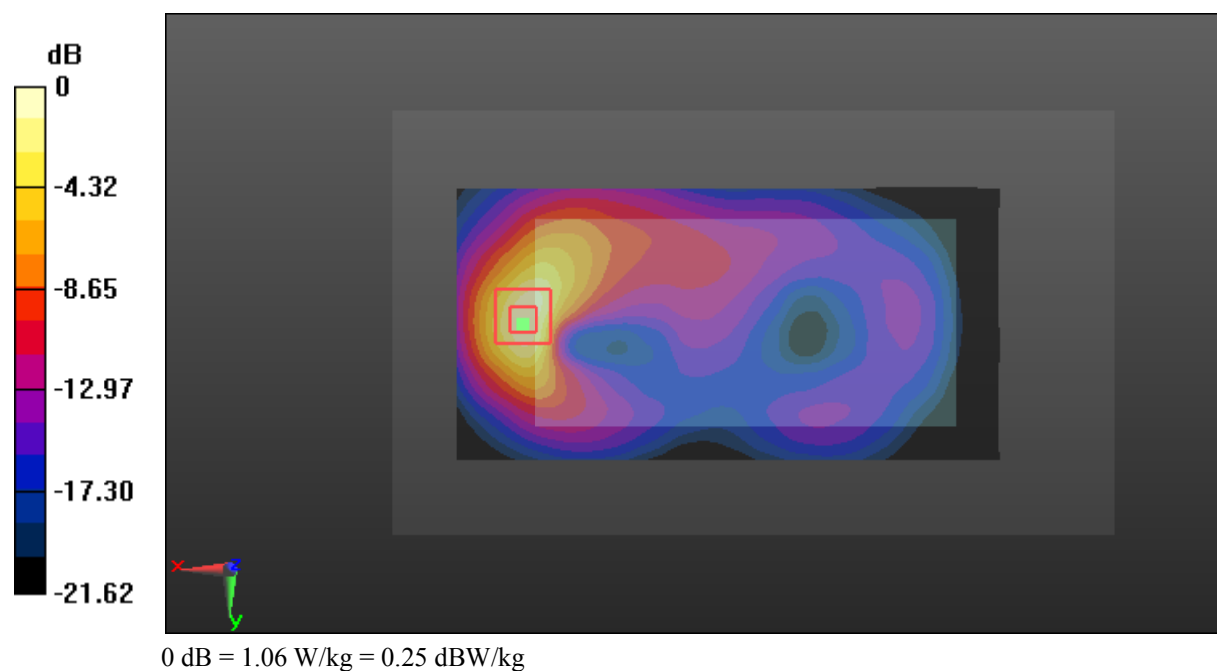
Zoom Scan (5x5x7)/Cube 0: Measurement grid: dx=8mm, dy=8mm, dz=5mm

Reference Value = 4.476 V/m; Power Drift = 0.02 dB

Peak SAR (extrapolated) = 1.25 W/kg

SAR(1 g) = 0.683 W/kg; SAR(10 g) = 0.346 W/kg

Maximum value of SAR (measured) = 1.06 W/kg



Test Plot 34#: Antenna 1(Up Antenna)_WCDMA Band 2_Body Back_High**DUT: LTE SMARTPHONE; Type: RG850; Serial: 18071000621**

Communication System: Generic WCDMA; Frequency: 1907.6 MHz; Duty Cycle: 1:1
Medium parameters used: $f = 1907.6$ MHz; $\sigma = 1.514$ S/m; $\epsilon_r = 54.064$; $\rho = 1000$ kg/m³ ;
Phantom section: Left Section

DASY5 Configuration:

- Probe: EX3DV4 - SN7431; ConvF(8, 8, 8); Calibrated: 2017/9/30;
- Sensor-Surface: 1.4mm (Mechanical Surface Detection)
- Electronics: DAE4 Sn772; Calibrated: 2017/10/9
- Phantom: Triple Flat Phantom 5.1C; Type: QD 000 P51 CA; Serial: 1130
- Measurement SW: DASY52, Version 52.8 (8);

Area Scan (131x71x1): Interpolated grid: dx=1.500 mm, dy=1.500 mm

Maximum value of SAR (interpolated) = 0.909 W/kg

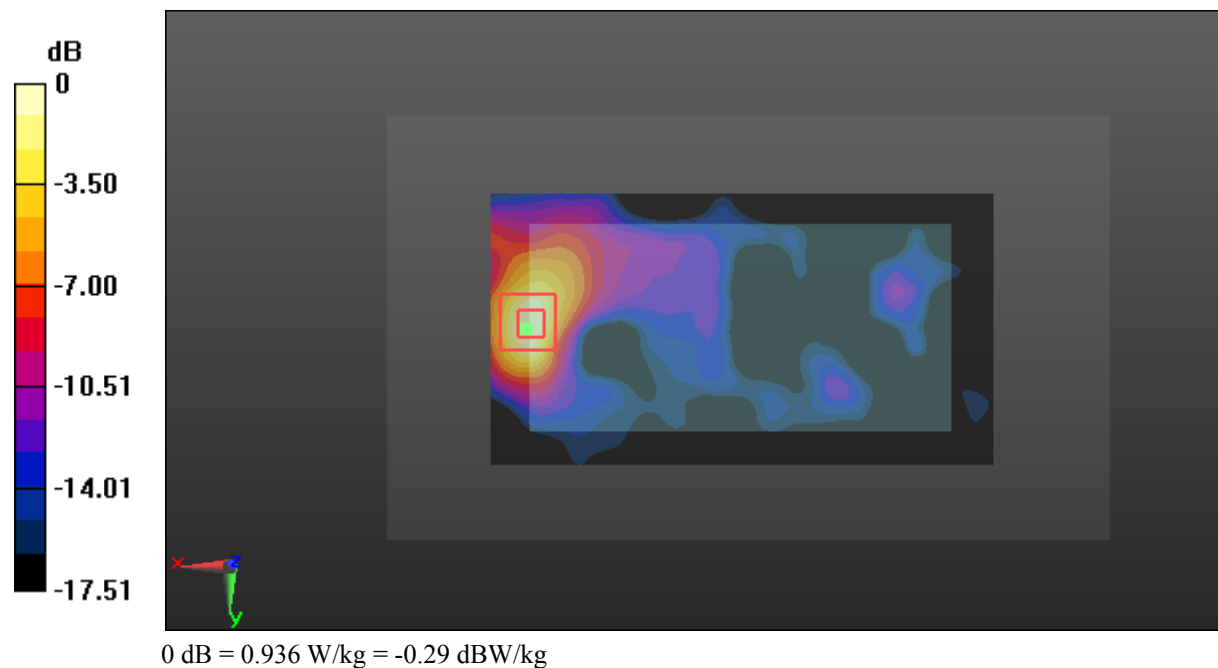
Zoom Scan (6x6x7)/Cube 0: Measurement grid: dx=8mm, dy=8mm, dz=5mm

Reference Value = 4.998 V/m; Power Drift = 0.03 dB

Peak SAR (extrapolated) = 1.57 W/kg

SAR(1 g) = 0.850 W/kg; SAR(10 g) = 0.426 W/kg

Maximum value of SAR (measured) = 0.936 W/kg



Test Plot 35#: Antenna 1(Up Antenna)_WCDMA Band 2_Body Left_Middle**DUT: LTE SMARTPHONE; Type: RG850; Serial: 18071000621**

Communication System: Generic WCDMA; Frequency: 1880 MHz; Duty Cycle: 1:1
Medium parameters used: $f = 1880$ MHz; $\sigma = 1.488$ S/m; $\epsilon_r = 54.158$; $\rho = 1000$ kg/m³ ;
Phantom section: Left Section

DASY5 Configuration:

- Probe: EX3DV4 - SN7431; ConvF(8, 8, 8); Calibrated: 2017/9/30;
- Sensor-Surface: 1.4mm (Mechanical Surface Detection)
- Electronics: DAE4 Sn772; Calibrated: 2017/10/9
- Phantom: Triple Flat Phantom 5.1C; Type: QD 000 P51 CA; Serial: 1130
- Measurement SW: DASY52, Version 52.8 (8);

Area Scan (141x41x1): Interpolated grid: dx=1.500 mm, dy=1.500 mm

Maximum value of SAR (interpolated) = 0.197 W/kg


Zoom Scan (5x5x7)/Cube 0: Measurement grid: dx=8mm, dy=8mm, dz=5mm

Reference Value = 6.733 V/m; Power Drift = -0.10 dB

Peak SAR (extrapolated) = 0.237 W/kg

SAR(1 g) = 0.135 W/kg; SAR(10 g) = 0.077 W/kg

Maximum value of SAR (measured) = 0.199 W/kg



Test Plot 36#: Antenna 1(Up Antenna)_WCDMA Band 2_Body Top_Middle**DUT: LTE SMARTPHONE; Type: RG850; Serial: 18071000621**

Communication System: Generic WCDMA; Frequency: 1880 MHz; Duty Cycle: 1:1
Medium parameters used: $f = 1880$ MHz; $\sigma = 1.488$ S/m; $\epsilon_r = 54.158$; $\rho = 1000$ kg/m³ ;
Phantom section: Left Section

DASY5 Configuration:

- Probe: EX3DV4 - SN7431; ConvF(8, 8, 8); Calibrated: 2017/9/30;
- Sensor-Surface: 1.4mm (Mechanical Surface Detection)
- Electronics: DAE4 Sn772; Calibrated: 2017/10/9
- Phantom: Triple Flat Phantom 5.1C; Type: QD 000 P51 CA; Serial: 1130
- Measurement SW: DASY52, Version 52.8 (8);

Area Scan (41x71x1): Interpolated grid: dx=1.500 mm, dy=1.500 mm

Maximum value of SAR (interpolated) = 0.496 W/kg

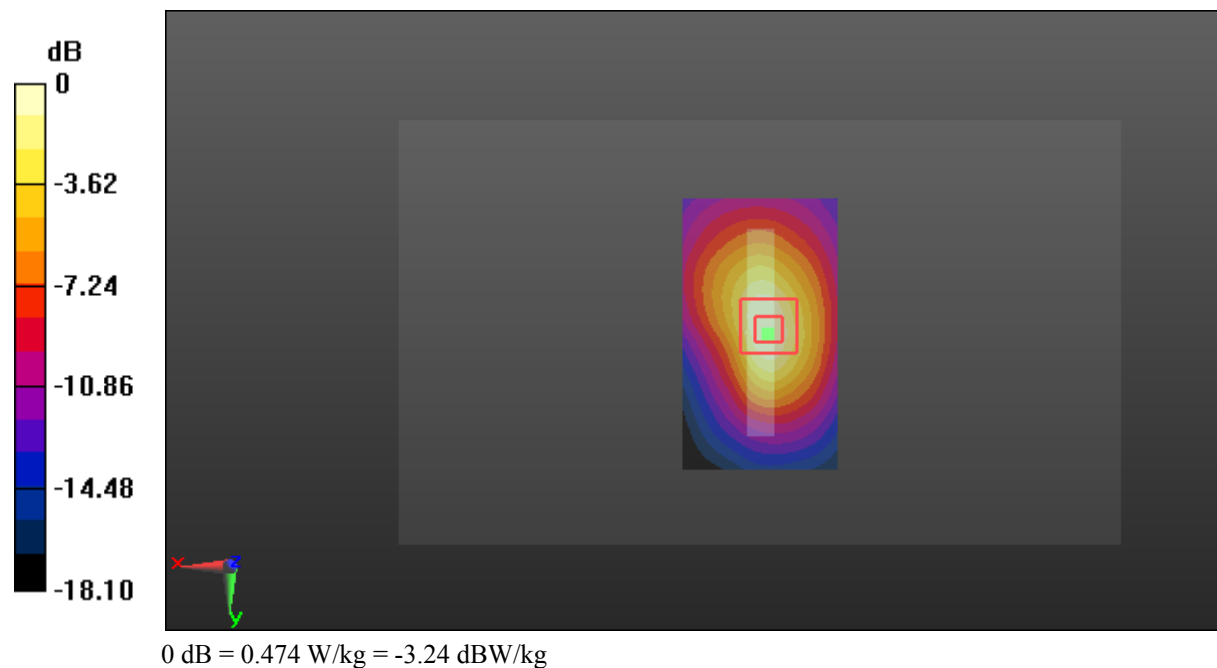
Zoom Scan (5x5x7)/Cube 0: Measurement grid: dx=8mm, dy=8mm, dz=5mm

Reference Value = 18.01 V/m; Power Drift = -0.10 dB

Peak SAR (extrapolated) = 0.559 W/kg

SAR(1 g) = 0.323 W/kg; SAR(10 g) = 0.179 W/kg

Maximum value of SAR (measured) = 0.474 W/kg



Test Plot 37#: Antenna 2(Down Antenna)_WCDMA Band 2_Head Left Cheek_Low**DUT: LTE SMARTPHONE; Type: RG850; Serial: 18071000621**

Communication System: Generic WCDMA; Frequency: 1852.4 MHz; Duty Cycle: 1:1
Medium parameters used: $f = 1852.4$ MHz; $\sigma = 1.345$ S/m; $\epsilon_r = 40.689$; $\rho = 1000$ kg/m³ ;
Phantom section: Left Section

DASY5 Configuration:

- Probe: EX3DV4 - SN7431; ConvF(8.24, 8.24, 8.24); Calibrated: 2017/9/30;
- Sensor-Surface: 1.4mm (Mechanical Surface Detection)
- Electronics: DAE4 Sn772; Calibrated: 2017/10/9
- Phantom: Twin SAM; Type: Twin SAM V5.0; Serial: 1412
- Measurement SW: DASY52, Version 52.8 (8);

Area Scan (121x71x1): Interpolated grid: dx=1.500 mm, dy=1.500 mm

Maximum value of SAR (interpolated) = 0.171 W/kg


Zoom Scan (5x5x7)/Cube 0: Measurement grid: dx=8mm, dy=8mm, dz=5mm

Reference Value = 6.372 V/m; Power Drift = 0.04 dB

Peak SAR (extrapolated) = 0.209 W/kg

SAR(1 g) = 0.134 W/kg; SAR(10 g) = 0.083 W/kg

Maximum value of SAR (measured) = 0.164 W/kg



Test Plot 38#: Antenna 2(Down Antenna)_WCDMA Band 2_Head Left Cheek_Middle**DUT: LTE SMARTPHONE; Type: RG850; Serial: 18071000621**

Communication System: Generic WCDMA; Frequency: 1880 MHz; Duty Cycle: 1:1
Medium parameters used: $f = 1880$ MHz; $\sigma = 1.368$ S/m; $\epsilon_r = 40.406$; $\rho = 1000$ kg/m³ ;
Phantom section: Left Section

DASY5 Configuration:

- Probe: EX3DV4 - SN7431; ConvF(8.24, 8.24, 8.24); Calibrated: 2017/9/30;
- Sensor-Surface: 1.4mm (Mechanical Surface Detection)
- Electronics: DAE4 Sn772; Calibrated: 2017/10/9
- Phantom: Twin SAM; Type: Twin SAM V5.0; Serial: 1412
- Measurement SW: DASY52, Version 52.8 (8);

Area Scan (121x71x1): Interpolated grid: dx=1.500 mm, dy=1.500 mm

Maximum value of SAR (interpolated) = 0.169 W/kg


Zoom Scan (5x5x7)/Cube 0: Measurement grid: dx=8mm, dy=8mm, dz=5mm

Reference Value = 6.400 V/m; Power Drift = -0.14 dB

Peak SAR (extrapolated) = 0.206 W/kg

SAR(1 g) = 0.138 W/kg; SAR(10 g) = 0.086 W/kg

Maximum value of SAR (measured) = 0.162 W/kg



0 dB = 0.162 W/kg = -7.90 dBW/kg

Test Plot 39#: Antenna 2(Down Antenna)_WCDMA Band 2_Head Left Cheek_High**DUT: LTE SMARTPHONE; Type: RG850; Serial: 18071000621**

Communication System: Generic WCDMA; Frequency: 1907.6 MHz; Duty Cycle: 1:1
Medium parameters used: $f = 1907.6$ MHz; $\sigma = 1.395$ S/m; $\epsilon_r = 40.317$; $\rho = 1000$ kg/m³ ;
Phantom section: Left Section

DASY5 Configuration:

- Probe: EX3DV4 - SN7431; ConvF(8.24, 8.24, 8.24); Calibrated: 2017/9/30;
- Sensor-Surface: 1.4mm (Mechanical Surface Detection)
- Electronics: DAE4 Sn772; Calibrated: 2017/10/9
- Phantom: Twin SAM; Type: Twin SAM V5.0; Serial: 1412
- Measurement SW: DASY52, Version 52.8 (8);

Area Scan (121x81x1): Interpolated grid: dx=1.500 mm, dy=1.500 mm

Maximum value of SAR (interpolated) = 0.175 W/kg


Zoom Scan (5x5x7)/Cube 0: Measurement grid: dx=8mm, dy=8mm, dz=5mm

Reference Value = 5.916 V/m; Power Drift = -0.11 dB

Peak SAR (extrapolated) = 0.216 W/kg

SAR(1 g) = 0.144 W/kg; SAR(10 g) = 0.094 W/kg

Maximum value of SAR (measured) = 0.172 W/kg



0 dB = 0.172 W/kg = -7.64 dBW/kg

Test Plot 40#: Antenna 2(Down Antenna)_WCDMA Band 2_Head Left Tilt_Middle**DUT: LTE SMARTPHONE; Type: RG850; Serial: 18071000621**

Communication System: Generic WCDMA; Frequency: 1880 MHz; Duty Cycle: 1:1
Medium parameters used: $f = 1880$ MHz; $\sigma = 1.368$ S/m; $\epsilon_r = 40.406$; $\rho = 1000$ kg/m³ ;
Phantom section: Left Section

DASY5 Configuration:

- Probe: EX3DV4 - SN7431; ConvF(8.24, 8.24, 8.24); Calibrated: 2017/9/30;
- Sensor-Surface: 1.4mm (Mechanical Surface Detection)
- Electronics: DAE4 Sn772; Calibrated: 2017/10/9
- Phantom: Twin SAM; Type: Twin SAM V5.0; Serial: 1412
- Measurement SW: DASY52, Version 52.8 (8);

Area Scan (121x71x1): Interpolated grid: dx=1.500 mm, dy=1.500 mm

Maximum value of SAR (interpolated) = 0.104 W/kg

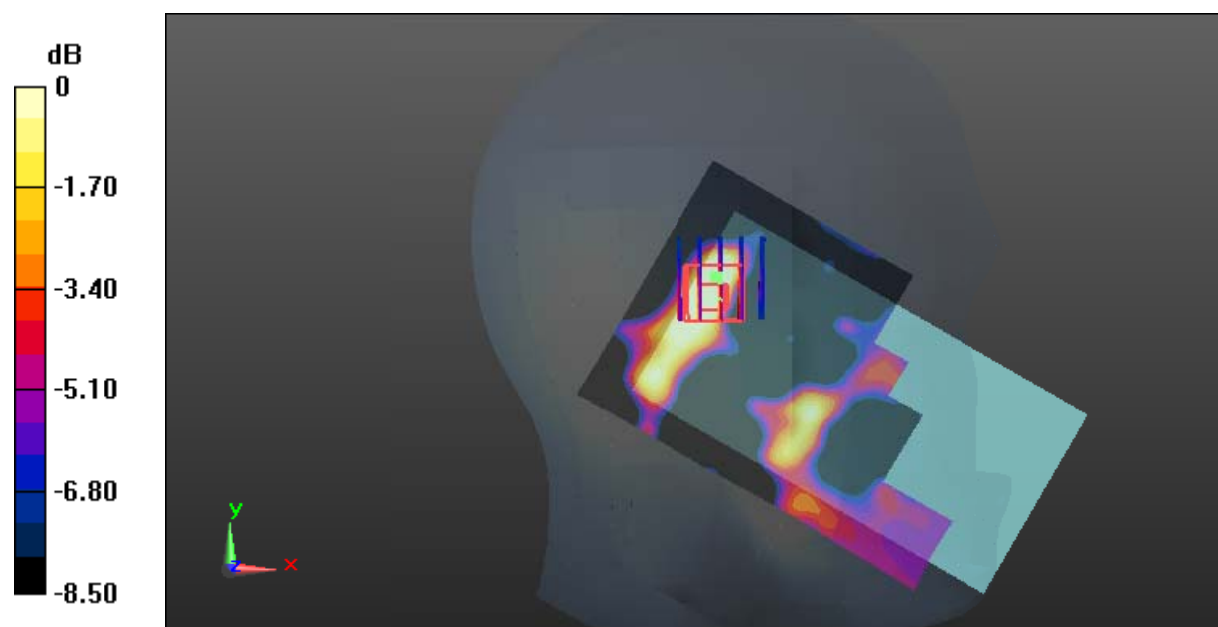
Zoom Scan (5x5x7)/Cube 0: Measurement grid: dx=8mm, dy=8mm, dz=5mm

Reference Value = 7.691 V/m; Power Drift = -0.18 dB

Peak SAR (extrapolated) = 0.129 W/kg

SAR(1 g) = 0.066 W/kg; SAR(10 g) = 0.029 W/kg

Maximum value of SAR (measured) = 0.0728 W/kg



0 dB = 0.0728 W/kg = -11.38 dBW/kg

Test Plot 41#: Antenna 2(Down Antenna)_WCDMA Band 2_Head Right Cheek_Middle**DUT: LTE SMARTPHONE; Type: RG850; Serial: 18071000621**

Communication System: Generic WCDMA; Frequency: 1880 MHz; Duty Cycle: 1:1
Medium parameters used: $f = 1880$ MHz; $\sigma = 1.368$ S/m; $\epsilon_r = 40.406$; $\rho = 1000$ kg/m³ ;
Phantom section: Right Section

DASY5 Configuration:

- Probe: EX3DV4 - SN7431; ConvF(8.24, 8.24, 8.24); Calibrated: 2017/9/30;
- Sensor-Surface: 1.4mm (Mechanical Surface Detection)
- Electronics: DAE4 Sn772; Calibrated: 2017/10/9
- Phantom: Twin SAM; Type: Twin SAM V5.0; Serial: 1412
- Measurement SW: DASY52, Version 52.8 (8);

Area Scan (121x71x1): Interpolated grid: dx=1.500 mm, dy=1.500 mm

Maximum value of SAR (interpolated) = 0.0843 W/kg

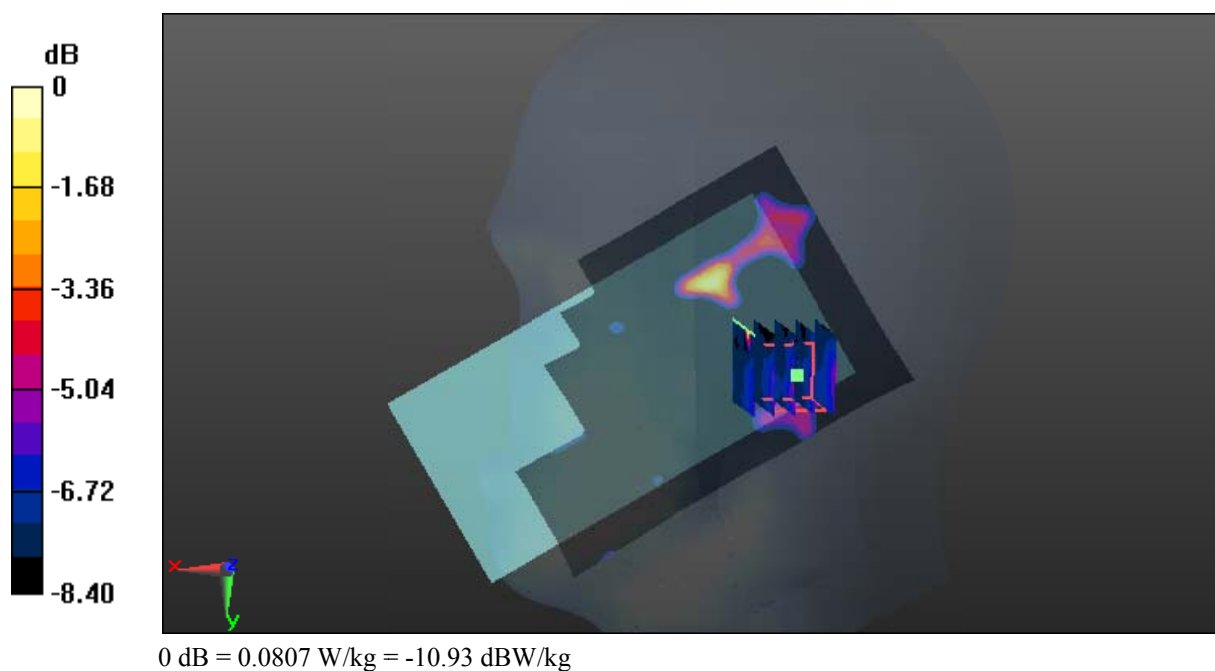
Zoom Scan (5x5x7)/Cube 0: Measurement grid: dx=8mm, dy=8mm, dz=5mm

Reference Value = 3.450 V/m; Power Drift = -0.17 dB

Peak SAR (extrapolated) = 0.162 W/kg

SAR(1 g) = 0.034 W/kg; SAR(10 g) = 0.012 W/kg

Maximum value of SAR (measured) = 0.0807 W/kg



Test Plot 42#: Antenna 2(Down Antenna)_WCDMA Band 2_Head Right Tilt_Middle**DUT: LTE SMARTPHONE; Type: RG850; Serial: 18071000621**

Communication System: Generic WCDMA; Frequency: 1880 MHz; Duty Cycle: 1:1
Medium parameters used: $f = 1880$ MHz; $\sigma = 1.368$ S/m; $\epsilon_r = 40.406$; $\rho = 1000$ kg/m³ ;
Phantom section: Right Section

DASY5 Configuration:

- Probe: EX3DV4 - SN7431; ConvF(8.24, 8.24, 8.24); Calibrated: 2017/9/30;
- Sensor-Surface: 1.4mm (Mechanical Surface Detection)
- Electronics: DAE4 Sn772; Calibrated: 2017/10/9
- Phantom: Twin SAM; Type: Twin SAM V5.0; Serial: 1412
- Measurement SW: DASY52, Version 52.8 (8);

Area Scan (121x71x1): Interpolated grid: dx=1.500 mm, dy=1.500 mm

Maximum value of SAR (interpolated) = 0.109 W/kg

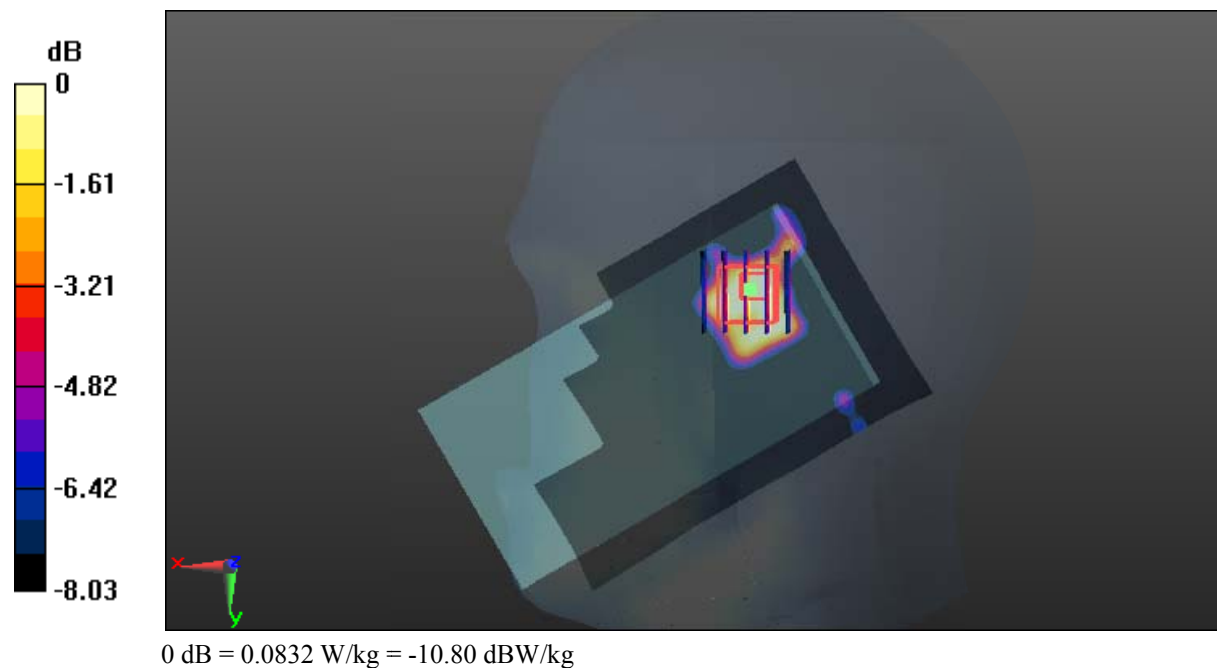
Zoom Scan (5x5x7)/Cube 0: Measurement grid: dx=8mm, dy=8mm, dz=5mm

Reference Value = 4.650 V/m; Power Drift = -0.13 dB

Peak SAR (extrapolated) = 0.166 W/kg

SAR(1 g) = 0.075 W/kg; SAR(10 g) = 0.045 W/kg

Maximum value of SAR (measured) = 0.0832 W/kg



Test Plot 43#: Antenna 2(Down Antenna)_WCDMA Band 2_Body Back_Low**DUT: LTE SMARTPHONE; Type: RG850; Serial: 18071000621**

Communication System: Generic WCDMA; Frequency: 1852.4 MHz; Duty Cycle: 1:1
Medium parameters used: $f = 1852.4$ MHz; $\sigma = 1.469$ S/m; $\epsilon_r = 54.577$; $\rho = 1000$ kg/m³ ;
Phantom section: Left Section

DASY5 Configuration:

- Probe: EX3DV4 - SN7431; ConvF(8, 8, 8); Calibrated: 2017/9/30;
- Sensor-Surface: 1.4mm (Mechanical Surface Detection)
- Electronics: DAE4 Sn772; Calibrated: 2017/10/9
- Phantom: Triple Flat Phantom 5.1C; Type: QD 000 P51 CA; Serial: 1130
- Measurement SW: DASY52, Version 52.8 (8);

Area Scan (131x71x1): Interpolated grid: dx=1.500 mm, dy=1.500 mm

Maximum value of SAR (interpolated) = 1.18 W/kg

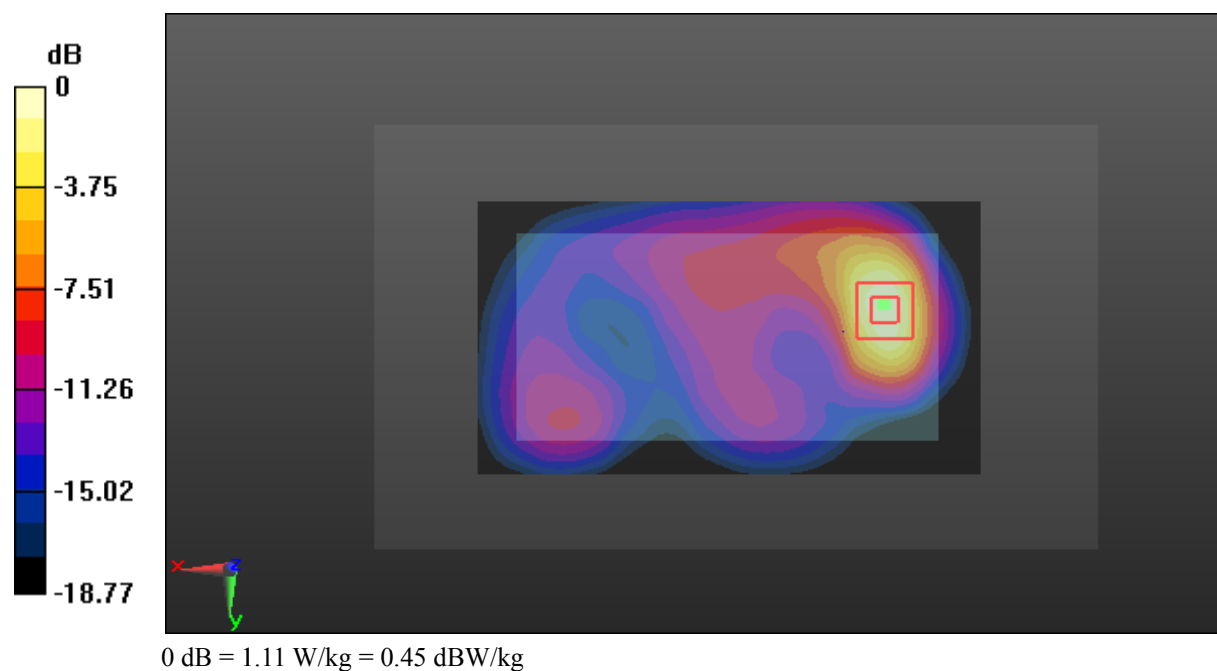
Zoom Scan (5x5x7)/Cube 0: Measurement grid: dx=8mm, dy=8mm, dz=5mm

Reference Value = 8.269 V/m; Power Drift = -0.06 dB

Peak SAR (extrapolated) = 1.34 W/kg

SAR(1 g) = 0.737 W/kg; SAR(10 g) = 0.383 W/kg

Maximum value of SAR (measured) = 1.11 W/kg



Test Plot 44#: Antenna 2(Down Antenna)_WCDMA Band 2_Body Back_Middle**DUT: LTE SMARTPHONE; Type: RG850; Serial: 18071000621**

Communication System: Generic WCDMA; Frequency: 1880 MHz; Duty Cycle: 1:1
Medium parameters used: $f = 1880$ MHz; $\sigma = 1.488$ S/m; $\epsilon_r = 54.158$; $\rho = 1000$ kg/m³ ;
Phantom section: Left Section

DASY5 Configuration:

- Probe: EX3DV4 - SN7431; ConvF(8, 8, 8); Calibrated: 2017/9/30;
- Sensor-Surface: 1.4mm (Mechanical Surface Detection)
- Electronics: DAE4 Sn772; Calibrated: 2017/10/9
- Phantom: Triple Flat Phantom 5.1C; Type: QD 000 P51 CA; Serial: 1130
- Measurement SW: DASY52, Version 52.8 (8);

Area Scan (131x71x1): Interpolated grid: dx=1.500 mm, dy=1.500 mm

Maximum value of SAR (interpolated) = 1.27 W/kg

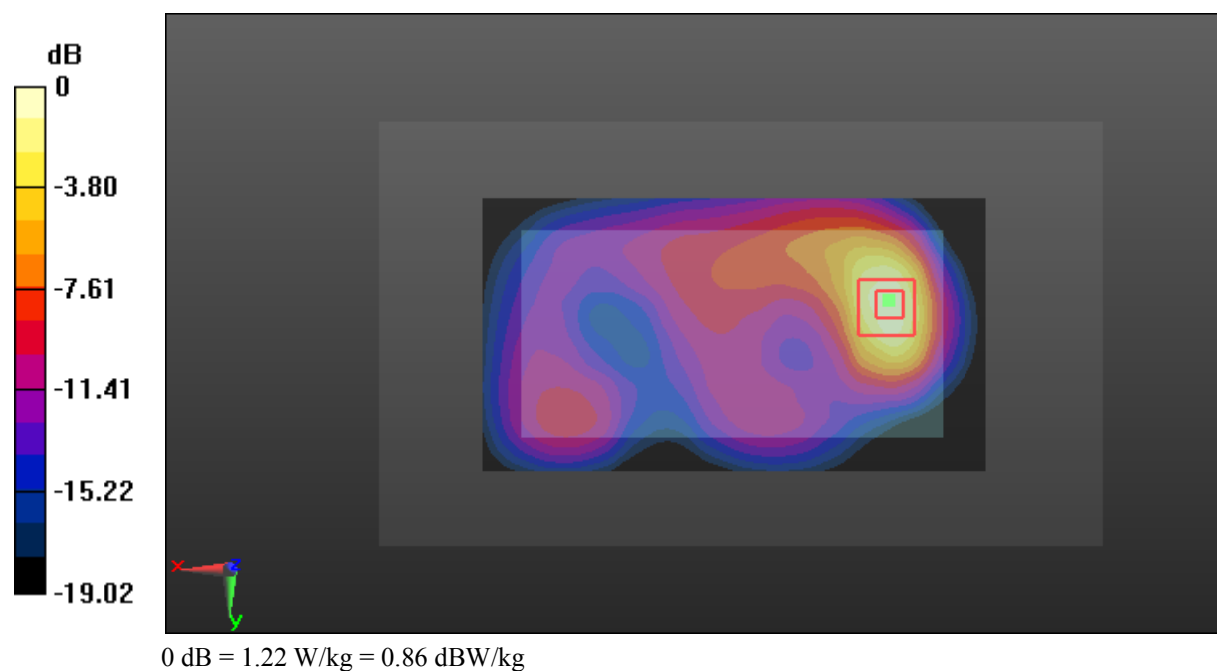
Zoom Scan (5x5x7)/Cube 0: Measurement grid: dx=8mm, dy=8mm, dz=5mm

Reference Value = 8.865 V/m; Power Drift = -0.11 dB

Peak SAR (extrapolated) = 1.48 W/kg

SAR(1 g) = 0.804 W/kg; SAR(10 g) = 0.417 W/kg

Maximum value of SAR (measured) = 1.22 W/kg



Test Plot 45#: Antenna 2(Down Antenna)_WCDMA Band 2_Body Back_High**DUT: LTE SMARTPHONE; Type: RG850; Serial: 18071000621**

Communication System: Generic WCDMA; Frequency: 1907.6 MHz; Duty Cycle: 1:1
Medium parameters used: $f = 1907.6$ MHz; $\sigma = 1.514$ S/m; $\epsilon_r = 54.064$; $\rho = 1000$ kg/m³ ;
Phantom section: Left Section

DASY5 Configuration:

- Probe: EX3DV4 - SN7431; ConvF(8, 8, 8); Calibrated: 2017/9/30;
- Sensor-Surface: 1.4mm (Mechanical Surface Detection)
- Electronics: DAE4 Sn772; Calibrated: 2017/10/9
- Phantom: Triple Flat Phantom 5.1C; Type: QD 000 P51 CA; Serial: 1130
- Measurement SW: DASY52, Version 52.8 (8);

Area Scan (131x71x1): Interpolated grid: dx=1.500 mm, dy=1.500 mm

Maximum value of SAR (interpolated) = 1.17 W/kg

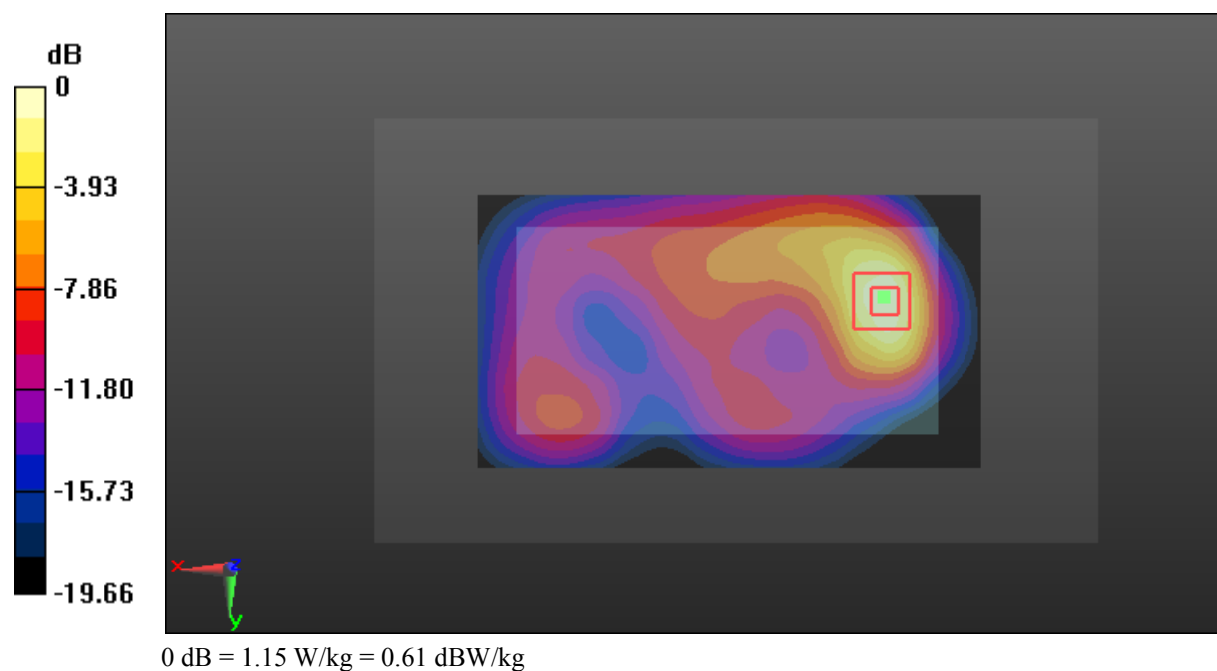
Zoom Scan (5x5x7)/Cube 0: Measurement grid: dx=8mm, dy=8mm, dz=5mm

Reference Value = 8.980 V/m; Power Drift = -0.08 dB

Peak SAR (extrapolated) = 1.39 W/kg

SAR(1 g) = 0.756 W/kg; SAR(10 g) = 0.394 W/kg

Maximum value of SAR (measured) = 1.15 W/kg



Test Plot 46#: Antenna 2(Down Antenna)_WCDMA Band 2_Body Left_Middle**DUT: LTE SMARTPHONE; Type: RG850; Serial: 18071000621**

Communication System: Generic WCDMA; Frequency: 1880 MHz; Duty Cycle: 1:1
Medium parameters used: $f = 1880$ MHz; $\sigma = 1.488$ S/m; $\epsilon_r = 54.158$; $\rho = 1000$ kg/m³ ;
Phantom section: Left Section

DASY5 Configuration:

- Probe: EX3DV4 - SN7431; ConvF(8, 8, 8); Calibrated: 2017/9/30;
- Sensor-Surface: 1.4mm (Mechanical Surface Detection)
- Electronics: DAE4 Sn772; Calibrated: 2017/10/9
- Phantom: Triple Flat Phantom 5.1C; Type: QD 000 P51 CA; Serial: 1130
- Measurement SW: DASY52, Version 52.8 (8);

Area Scan (131x41x1): Interpolated grid: dx=1.500 mm, dy=1.500 mm

Maximum value of SAR (interpolated) = 0.574 W/kg


Zoom Scan (5x5x7)/Cube 0: Measurement grid: dx=8mm, dy=8mm, dz=5mm

Reference Value = 16.57 V/m; Power Drift = -0.15 dB

Peak SAR (extrapolated) = 0.686 W/kg

SAR(1 g) = 0.402 W/kg; SAR(10 g) = 0.234 W/kg

Maximum value of SAR (measured) = 0.584 W/kg



Test Plot 47#: Antenna 2(Down Antenna)_WCDMA Band 2_Body Right_Middle**DUT: LTE SMARTPHONE; Type: RG850; Serial: 18071000621**

Communication System: Generic WCDMA; Frequency: 1880 MHz; Duty Cycle: 1:1
Medium parameters used: $f = 1880$ MHz; $\sigma = 1.488$ S/m; $\epsilon_r = 54.158$; $\rho = 1000$ kg/m³ ;
Phantom section: Left Section

DASY5 Configuration:

- Probe: EX3DV4 - SN7431; ConvF(8, 8, 8); Calibrated: 2017/9/30;
- Sensor-Surface: 1.4mm (Mechanical Surface Detection)
- Electronics: DAE4 Sn772; Calibrated: 2017/10/9
- Phantom: Triple Flat Phantom 5.1C; Type: QD 000 P51 CA; Serial: 1130
- Measurement SW: DASY52, Version 52.8 (8);

Area Scan (131x41x1): Interpolated grid: dx=1.500 mm, dy=1.500 mm

Maximum value of SAR (interpolated) = 0.122 W/kg


Zoom Scan (5x5x7)/Cube 0: Measurement grid: dx=8mm, dy=8mm, dz=5mm

Reference Value = 7.053 V/m; Power Drift = 0.00 dB

Peak SAR (extrapolated) = 0.140 W/kg

SAR(1 g) = 0.082 W/kg; SAR(10 g) = 0.047 W/kg

Maximum value of SAR (measured) = 0.119 W/kg



Test Plot 48#: Antenna 2(Down Antenna)_WCDMA Band 2_Body Bottom_Middle

DUT: LTE SMARTPHONE; Type: RG850; Serial: 18071000621

Communication System: Generic WCDMA; Frequency: 1880 MHz; Duty Cycle: 1:1
 Medium parameters used: $f = 1880 \text{ MHz}$; $\sigma = 1.488 \text{ S/m}$; $\epsilon_r = 54.158$; $\rho = 1000 \text{ kg/m}^3$;
 Phantom section: Left Section

DASY5 Configuration:

- Probe: EX3DV4 - SN7431; ConvF(8, 8, 8); Calibrated: 2017/9/30;
- Sensor-Surface: 1.4mm (Mechanical Surface Detection)
- Electronics: DAE4 Sn772; Calibrated: 2017/10/9
- Phantom: Triple Flat Phantom 5.1C; Type: QD 000 P51 CA; Serial: 1130
- Measurement SW: DASY52, Version 52.8 (8);

Area Scan (41x71x1): Interpolated grid: $dx=1.500 \text{ mm}$, $dy=1.500 \text{ mm}$

Maximum value of SAR (interpolated) = 0.608 W/kg

Zoom Scan (5x5x7)/Cube 0: Measurement grid: $dx=8\text{mm}$, $dy=8\text{mm}$, $dz=5\text{mm}$

Reference Value = 14.02 V/m; Power Drift = -0.20 dB

Peak SAR (extrapolated) = 0.636 W/kg

SAR(1 g) = 0.363 W/kg; SAR(10 g) = 0.197 W/kg

Maximum value of SAR (measured) = 0.536 W/kg



Test Plot 49#: Antenna 1(Up Antenna)_WCDMA Band 4 _Head Left Cheek_Low**DUT: LTE SMARTPHONE; Type: RG850; Serial: 18071000621**

Communication System: Generic WCDMA; Frequency: 1712.4 MHz; Duty Cycle: 1:1
Medium parameters used: $f = 1712.4$ MHz; $\sigma = 1.316$ S/m; $\epsilon_r = 41.355$; $\rho = 1000$ kg/m³ ;
Phantom section: Left Section

DASY5 Configuration:

- Probe: EX3DV4 - SN7431; ConvF(8.36, 8.36, 8.36); Calibrated: 2017/9/30;
- Sensor-Surface: 1.4mm (Mechanical Surface Detection)
- Electronics: DAE4 Sn772; Calibrated: 2017/10/9
- Phantom: Twin SAM; Type: Twin SAM V5.0; Serial: 1412
- Measurement SW: DASY52, Version 52.8 (8);

Area Scan (121x71x1): Interpolated grid: dx=1.500 mm, dy=1.500 mm

Maximum value of SAR (interpolated) = 0.423 W/kg

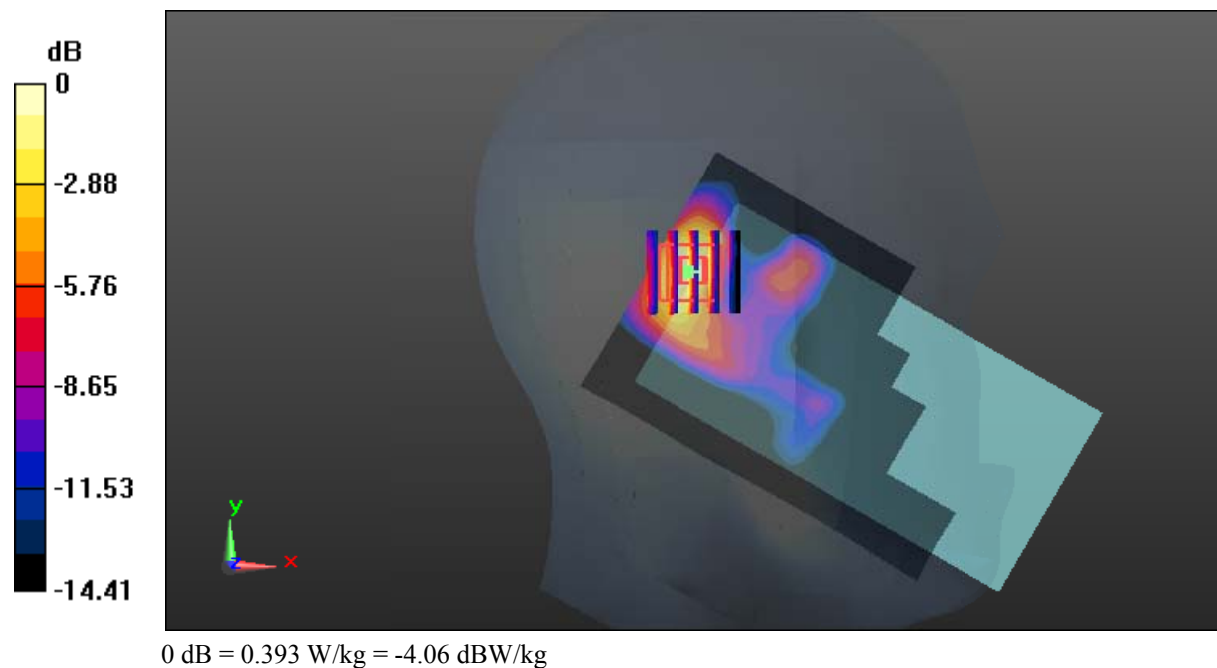
Zoom Scan (5x5x7)/Cube 0: Measurement grid: dx=8mm, dy=8mm, dz=5mm

Reference Value = 12.77 V/m; Power Drift = -0.20 dB

Peak SAR (extrapolated) = 0.573 W/kg

SAR(1 g) = 0.352 W/kg; SAR(10 g) = 0.174 W/kg

Maximum value of SAR (measured) = 0.393 W/kg



Test Plot 50#: Antenna 1(Up Antenna)_WCDMA Band 4 _Head Left Cheek _Middle**DUT: LTE SMARTPHONE; Type: RG850; Serial: 18071000621**

Communication System: Generic WCDMA; Frequency: 1732.6 MHz; Duty Cycle: 1:1
Medium parameters used: $f = 1732.6$ MHz; $\sigma = 1.345$ S/m; $\epsilon_r = 41.143$; $\rho = 1000$ kg/m³ ;
Phantom section: Left Section

DASY5 Configuration:

- Probe: EX3DV4 - SN7431; ConvF(8.36, 8.36, 8.36); Calibrated: 2017/9/30;
- Sensor-Surface: 1.4mm (Mechanical Surface Detection)
- Electronics: DAE4 Sn772; Calibrated: 2017/10/9
- Phantom: Twin SAM; Type: Twin SAM V5.0; Serial: 1412
- Measurement SW: DASY52, Version 52.8 (8);

Area Scan (121x71x1): Interpolated grid: dx=1.500 mm, dy=1.500 mm

Maximum value of SAR (interpolated) = 0.448 W/kg

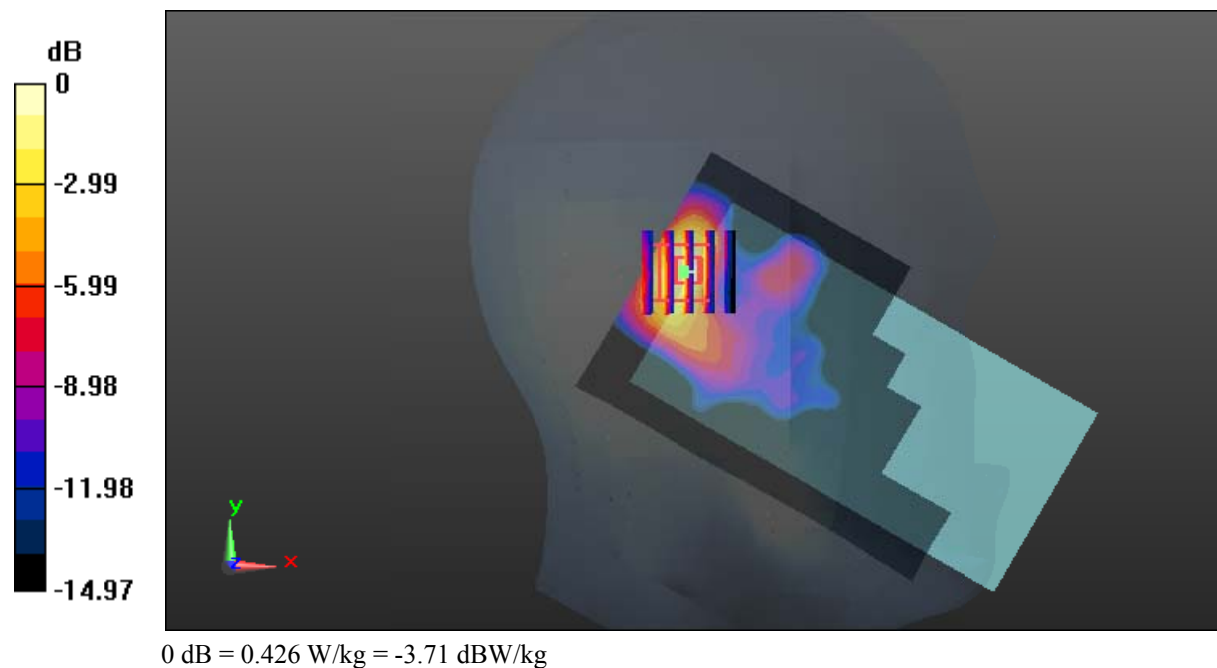
Zoom Scan (5x5x7)/Cube 0: Measurement grid: dx=8mm, dy=8mm, dz=5mm

Reference Value = 12.67 V/m; Power Drift = -0.10 dB

Peak SAR (extrapolated) = 0.716 W/kg

SAR(1 g) = 0.384 W/kg; SAR(10 g) = 0.188 W/kg

Maximum value of SAR (measured) = 0.426 W/kg



Test Plot 51#: Antenna 1(Up Antenna)_WCDMA Band 4 _Head Left Cheek_High**DUT: LTE SMARTPHONE; Type: RG850; Serial: 18071000621**

Communication System: Generic WCDMA; Frequency: 1752.6 MHz; Duty Cycle: 1:1
Medium parameters used: $f = 1752.6$ MHz; $\sigma = 1.364$ S/m; $\epsilon_r = 41.019$; $\rho = 1000$ kg/m³ ;
Phantom section: Left Section

DASY5 Configuration:

- Probe: EX3DV4 - SN7431; ConvF(8.36, 8.36, 8.36); Calibrated: 2017/9/30;
- Sensor-Surface: 1.4mm (Mechanical Surface Detection)
- Electronics: DAE4 Sn772; Calibrated: 2017/10/9
- Phantom: Twin SAM; Type: Twin SAM V5.0; Serial: 1412
- Measurement SW: DASY52, Version 52.8 (8);

Area Scan (121x71x1): Interpolated grid: dx=1.500 mm, dy=1.500 mm

Maximum value of SAR (interpolated) = 0.505 W/kg


Zoom Scan (5x5x7)/Cube 0: Measurement grid: dx=8mm, dy=8mm, dz=5mm

Reference Value = 13.32 V/m; Power Drift = 0.03 dB

Peak SAR (extrapolated) = 0.818 W/kg

SAR(1 g) = 0.434 W/kg; SAR(10 g) = 0.211 W/kg

Maximum value of SAR (measured) = 0.468 W/kg



0 dB = 0.468 W/kg = -3.30 dBW/kg

Test Plot 52#: Antenna 1(Up Antenna)_WCDMA Band 4_Head Left Tilt_Middle**DUT: LTE SMARTPHONE; Type: RG850; Serial: 18071000621**

Communication System: Generic WCDMA; Frequency: 1732.6 MHz; Duty Cycle: 1:1
Medium parameters used: $f = 1732.6$ MHz; $\sigma = 1.345$ S/m; $\epsilon_r = 41.143$; $\rho = 1000$ kg/m³ ;
Phantom section: Left Section

DASY5 Configuration:

- Probe: EX3DV4 - SN7431; ConvF(8.36, 8.36, 8.36); Calibrated: 2017/9/30;
- Sensor-Surface: 1.4mm (Mechanical Surface Detection)
- Electronics: DAE4 Sn772; Calibrated: 2017/10/9
- Phantom: Twin SAM; Type: Twin SAM V5.0; Serial: 1412
- Measurement SW: DASY52, Version 52.8 (8);

Area Scan (121x71x1): Interpolated grid: dx=1.500 mm, dy=1.500 mm

Maximum value of SAR (interpolated) = 0.417 W/kg

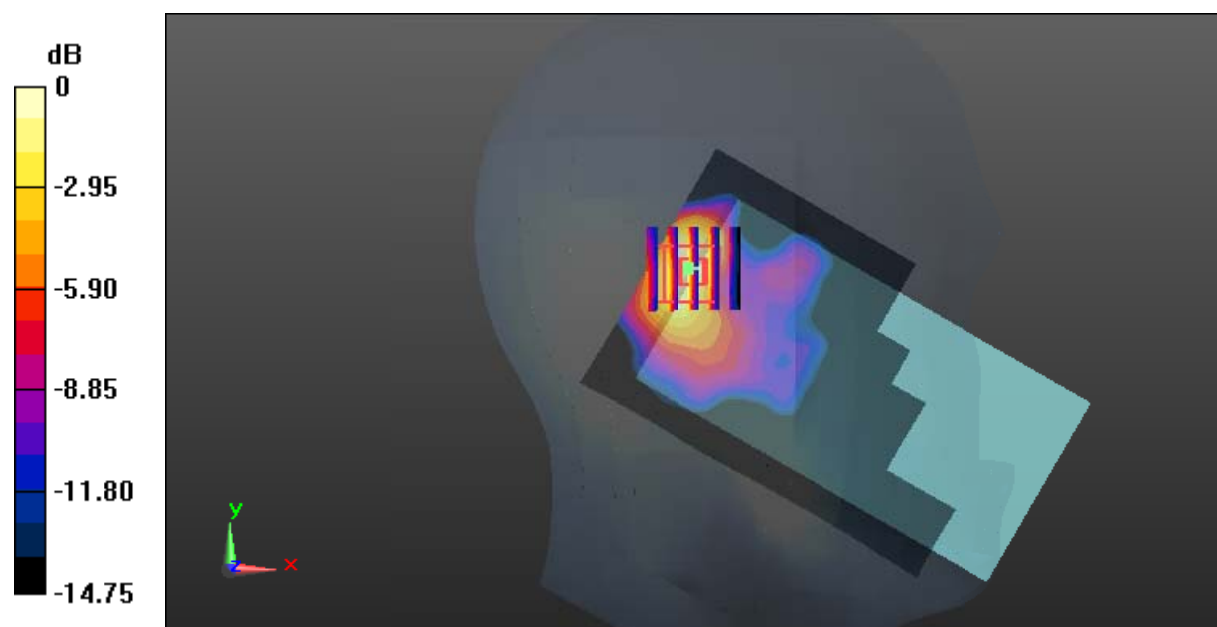
Zoom Scan (5x5x7)/Cube 0: Measurement grid: dx=8mm, dy=8mm, dz=5mm

Reference Value = 12.93 V/m; Power Drift = 0.06 dB

Peak SAR (extrapolated) = 0.696 W/kg

SAR(1 g) = 0.363 W/kg; SAR(10 g) = 0.184 W/kg

Maximum value of SAR (measured) = 0.392 W/kg



0 dB = 0.392 W/kg = -4.07 dBW/kg

Test Plot 53#: Antenna 1(Up Antenna)_WCDMA Band 4 _Head Right Cheek _Middle**DUT: LTE SMARTPHONE; Type: RG850; Serial: 18071000621**

Communication System: Generic WCDMA; Frequency: 1732.6 MHz; Duty Cycle: 1:1
Medium parameters used: $f = 1732.6$ MHz; $\sigma = 1.345$ S/m; $\epsilon_r = 41.143$; $\rho = 1000$ kg/m³ ;
Phantom section: Right Section

DASY5 Configuration:

- Probe: EX3DV4 - SN7431; ConvF(8.36, 8.36, 8.36); Calibrated: 2017/9/30;
- Sensor-Surface: 1.4mm (Mechanical Surface Detection)
- Electronics: DAE4 Sn772; Calibrated: 2017/10/9
- Phantom: Twin SAM; Type: Twin SAM V5.0; Serial: 1412
- Measurement SW: DASY52, Version 52.8 (8);

Area Scan (121x71x1): Interpolated grid: dx=1.500 mm, dy=1.500 mm

Maximum value of SAR (interpolated) = 0.127 W/kg

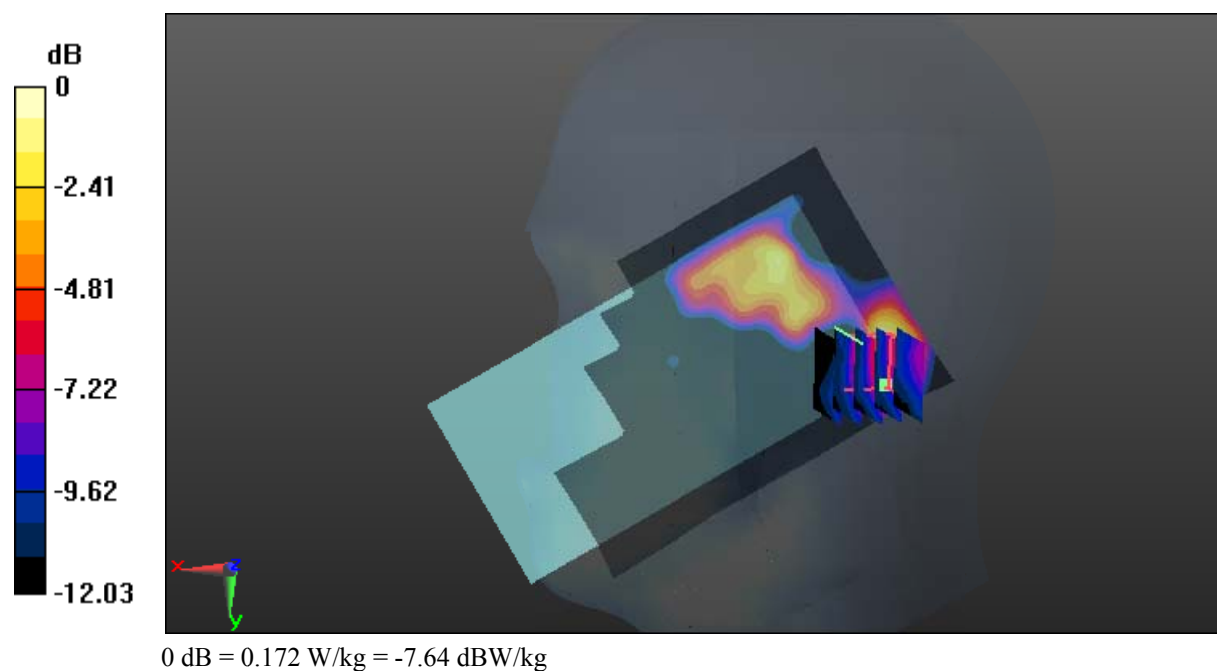
Zoom Scan (5x5x7)/Cube 0: Measurement grid: dx=8mm, dy=8mm, dz=5mm

Reference Value = 5.696 V/m; Power Drift = 0.02 dB

Peak SAR (extrapolated) = 0.177 W/kg

SAR(1 g) = 0.111 W/kg; SAR(10 g) = 0.051 W/kg

Maximum value of SAR (measured) = 0.172 W/kg



Test Plot 54#: Antenna 1(Up Antenna)_WCDMA Band 4_Head Right Tilt_Middle**DUT: LTE SMARTPHONE; Type: RG850; Serial: 18071000621**

Communication System: Generic WCDMA; Frequency: 1732.6 MHz; Duty Cycle: 1:1
Medium parameters used: $f = 1732.6$ MHz; $\sigma = 1.345$ S/m; $\epsilon_r = 41.143$; $\rho = 1000$ kg/m³ ;
Phantom section: Right Section

DASY5 Configuration:

- Probe: EX3DV4 - SN7431; ConvF(8.36, 8.36, 8.36); Calibrated: 2017/9/30;
- Sensor-Surface: 1.4mm (Mechanical Surface Detection)
- Electronics: DAE4 Sn772; Calibrated: 2017/10/9
- Phantom: Twin SAM; Type: Twin SAM V5.0; Serial: 1412
- Measurement SW: DASY52, Version 52.8 (8);

Area Scan (121x71x1): Interpolated grid: dx=1.500 mm, dy=1.500 mm

Maximum value of SAR (interpolated) = 0.108 W/kg

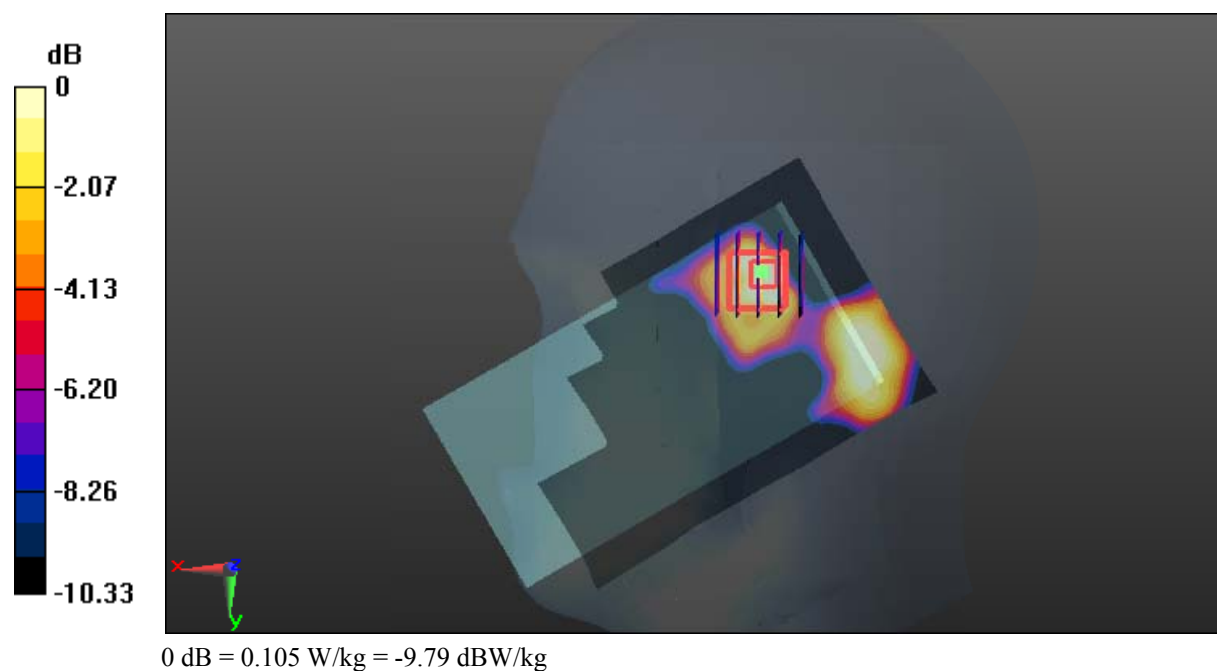
Zoom Scan (5x5x7)/Cube 0: Measurement grid: dx=8mm, dy=8mm, dz=5mm

Reference Value = 4.809 V/m; Power Drift = -0.12 dB

Peak SAR (extrapolated) = 0.129 W/kg

SAR(1 g) = 0.092 W/kg; SAR(10 g) = 0.052 W/kg

Maximum value of SAR (measured) = 0.105 W/kg



Test Plot 55#: Antenna 1(Up Antenna)_WCDMA Band 4_Body Back_Low**DUT: LTE SMARTPHONE; Type: RG850; Serial: 18071000621**

Communication System: Generic WCDMA; Frequency: 1712.4 MHz; Duty Cycle: 1:1
Medium parameters used: $f = 1712.4$ MHz; $\sigma = 1.496$ S/m; $\epsilon_r = 52.972$; $\rho = 1000$ kg/m³ ;
Phantom section: Left Section

DASY5 Configuration:

- Probe: EX3DV4 - SN7431; ConvF(8.23, 8.23, 8.23); Calibrated: 2017/9/30;
- Sensor-Surface: 1.4mm (Mechanical Surface Detection)
- Electronics: DAE4 Sn772; Calibrated: 2017/10/9
- Phantom: Triple Flat Phantom 5.1C; Type: QD 000 P51 CA; Serial: 1130
- Measurement SW: DASY52, Version 52.8 (8);

Area Scan (131x71x1): Interpolated grid: dx=1.500 mm, dy=1.500 mm

Maximum value of SAR (interpolated) = 0.644 W/kg

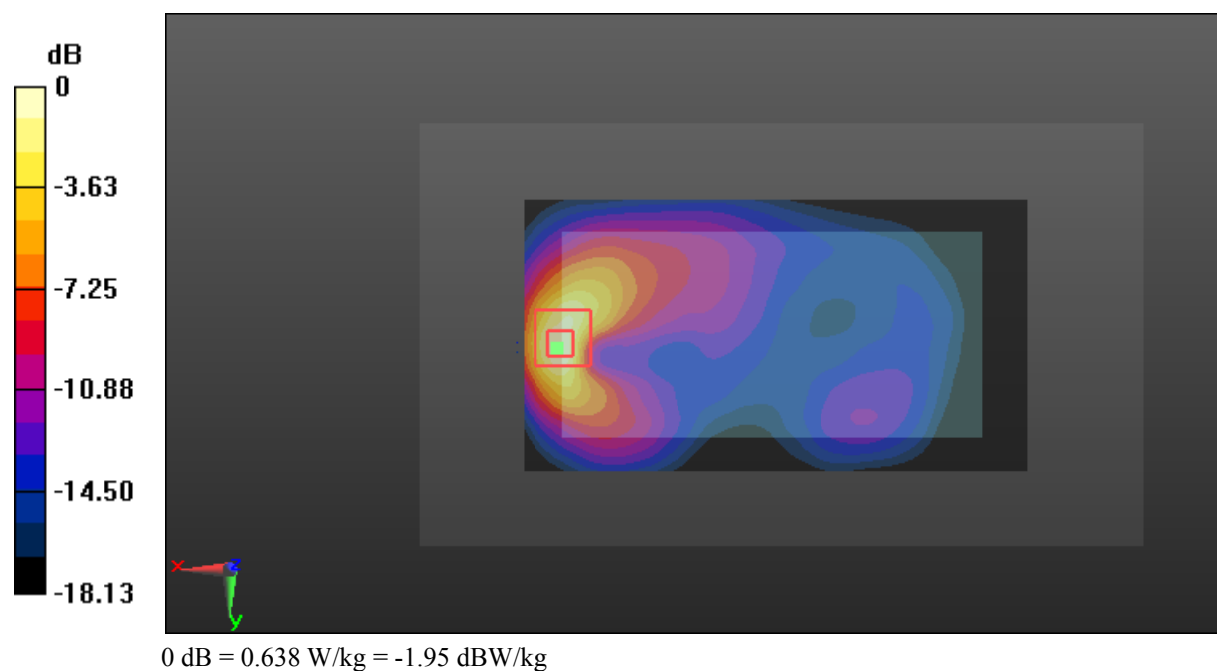
Zoom Scan (5x5x7)/Cube 0: Measurement grid: dx=8mm, dy=8mm, dz=5mm

Reference Value = 3.844 V/m; Power Drift = -0.15 dB

Peak SAR (extrapolated) = 0.778 W/kg

SAR(1 g) = 0.412 W/kg; SAR(10 g) = 0.210 W/kg

Maximum value of SAR (measured) = 0.638 W/kg



Test Plot 56#: Antenna 1(Up Antenna)_WCDMA Band 4_Body Back_Middle

DUT: LTE SMARTPHONE; Type: RG850; Serial: 18071000621

Communication System: Generic WCDMA; Frequency: 1732.6 MHz; Duty Cycle: 1:1
 Medium parameters used: $f = 1732.6 \text{ MHz}$; $\sigma = 1.526 \text{ S/m}$; $\epsilon_r = 52.811$; $\rho = 1000 \text{ kg/m}^3$;
 Phantom section: Left Section

DASY5 Configuration:

- Probe: EX3DV4 - SN7431; ConvF(8.23, 8.23, 8.23); Calibrated: 2017/9/30;
- Sensor-Surface: 1.4mm (Mechanical Surface Detection)
- Electronics: DAE4 Sn772; Calibrated: 2017/10/9
- Phantom: Triple Flat Phantom 5.1C; Type: QD 000 P51 CA; Serial: 1130
- Measurement SW: DASY52, Version 52.8 (8);

Area Scan (131x71x1): Interpolated grid: $dx=1.500 \text{ mm}$, $dy=1.500 \text{ mm}$

Maximum value of SAR (interpolated) = 0.693 W/kg


Zoom Scan (5x5x7)/Cube 0: Measurement grid: $dx=8\text{mm}$, $dy=8\text{mm}$, $dz=5\text{mm}$

Reference Value = 3.922 V/m; Power Drift = -0.14 dB

Peak SAR (extrapolated) = 0.847 W/kg

SAR(1 g) = 0.451 W/kg; SAR(10 g) = 0.229 W/kg

Maximum value of SAR (measured) = 0.693 W/kg



Test Plot 57#: Antenna 1(Up Antenna)_WCDMA Band 4 _Body Back_High**DUT: LTE SMARTPHONE; Type: RG850; Serial: 18071000621**

Communication System: Generic WCDMA; Frequency: 1752.6 MHz; Duty Cycle: 1:1
Medium parameters used: $f = 1752.6$ MHz; $\sigma = 1.551$ S/m; $\epsilon_r = 52.633$; $\rho = 1000$ kg/m³ ;
Phantom section: Left Section

DASY5 Configuration:

- Probe: EX3DV4 - SN7431; ConvF(8.23, 8.23, 8.23); Calibrated: 2017/9/30;
- Sensor-Surface: 1.4mm (Mechanical Surface Detection)
- Electronics: DAE4 Sn772; Calibrated: 2017/10/9
- Phantom: Triple Flat Phantom 5.1C; Type: QD 000 P51 CA; Serial: 1130
- Measurement SW: DASY52, Version 52.8 (8);

Area Scan (131x71x1): Interpolated grid: dx=1.500 mm, dy=1.500 mm

Maximum value of SAR (interpolated) = 0.801 W/kg

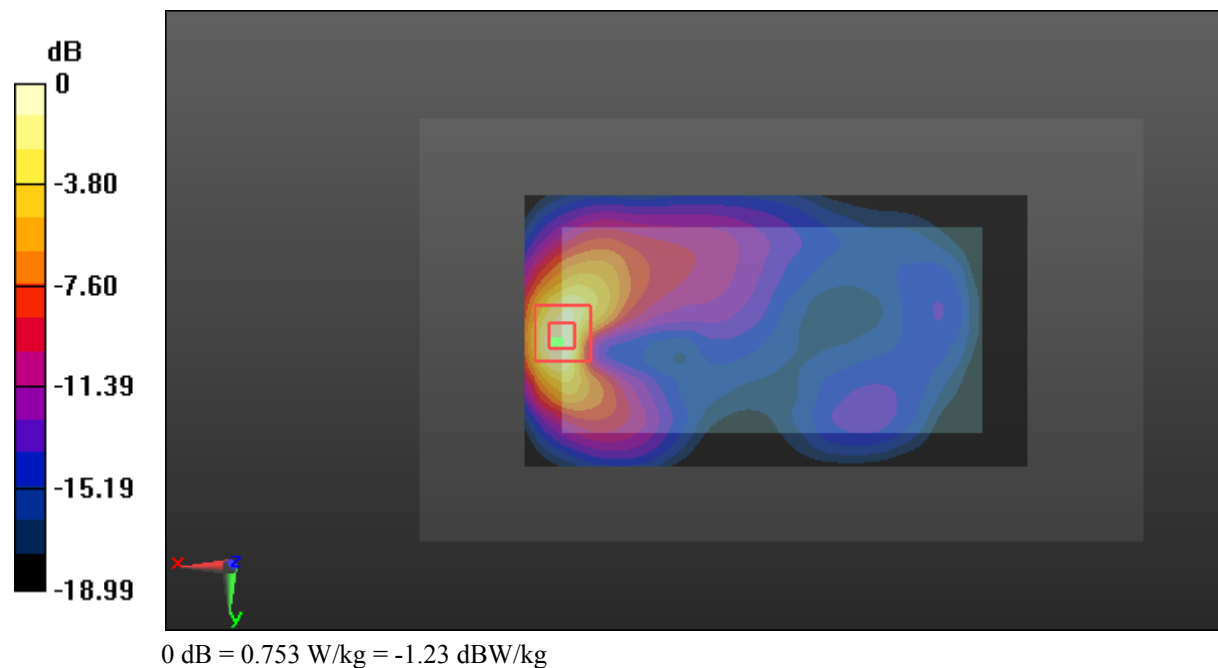
Zoom Scan (5x5x7)/Cube 0: Measurement grid: dx=8mm, dy=8mm, dz=5mm

Reference Value = 3.825 V/m; Power Drift = 0.10 dB

Peak SAR (extrapolated) = 0.920 W/kg

SAR(1 g) = 0.498 W/kg; SAR(10 g) = 0.249 W/kg

Maximum value of SAR (measured) = 0.753 W/kg



Test Plot 58#: Antenna 1(Up Antenna)_WCDMA Band 4_Body Left_Middle**DUT: LTE SMARTPHONE; Type: RG850; Serial: 18071000621**

Communication System: Generic WCDMA; Frequency: 1732.6 MHz; Duty Cycle: 1:1
Medium parameters used: $f = 1732.6$ MHz; $\sigma = 1.526$ S/m; $\epsilon_r = 52.811$; $\rho = 1000$ kg/m³ ;
Phantom section: Left Section

DASY5 Configuration:

- Probe: EX3DV4 - SN7431; ConvF(8.23, 8.23, 8.23); Calibrated: 2017/9/30;
- Sensor-Surface: 1.4mm (Mechanical Surface Detection)
- Electronics: DAE4 Sn772; Calibrated: 2017/10/9
- Phantom: Triple Flat Phantom 5.1C; Type: QD 000 P51 CA; Serial: 1130
- Measurement SW: DASY52, Version 52.8 (8);

Area Scan (131x41x1): Interpolated grid: dx=1.500 mm, dy=1.500 mm

Maximum value of SAR (interpolated) = 0.101 W/kg


Zoom Scan (5x5x7)/Cube 0: Measurement grid: dx=8mm, dy=8mm, dz=5mm

Reference Value = 5.240 V/m; Power Drift = 0.12 dB

Peak SAR (extrapolated) = 0.121 W/kg

SAR(1 g) = 0.071 W/kg; SAR(10 g) = 0.043 W/kg

Maximum value of SAR (measured) = 0.101 W/kg



Test Plot 59#: Antenna 1(Up Antenna)_WCDMA Band 4_Body Top_Middle**DUT: LTE SMARTPHONE; Type: RG850; Serial: 18071000621**

Communication System: Generic WCDMA; Frequency: 1732.6 MHz; Duty Cycle: 1:1
Medium parameters used: $f = 1732.6$ MHz; $\sigma = 1.526$ S/m; $\epsilon_r = 52.811$; $\rho = 1000$ kg/m³ ;
Phantom section: Left Section

DASY5 Configuration:

- Probe: EX3DV4 - SN7431; ConvF(8.23, 8.23, 8.23); Calibrated: 2017/9/30;
- Sensor-Surface: 1.4mm (Mechanical Surface Detection)
- Electronics: DAE4 Sn772; Calibrated: 2017/10/9
- Phantom: Triple Flat Phantom 5.1C; Type: QD 000 P51 CA; Serial: 1130
- Measurement SW: DASY52, Version 52.8 (8);

Area Scan (41x71x1): Interpolated grid: dx=1.500 mm, dy=1.500 mm

Maximum value of SAR (interpolated) = 0.285 W/kg


Zoom Scan (5x5x7)/Cube 0: Measurement grid: dx=8mm, dy=8mm, dz=5mm

Reference Value = 13.45 V/m; Power Drift = -0.04 dB

Peak SAR (extrapolated) = 0.325 W/kg

SAR(1 g) = 0.190 W/kg; SAR(10 g) = 0.105 W/kg

Maximum value of SAR (measured) = 0.278 W/kg



Test Plot 60#: Antenna 2(Down Antenna)_WCDMA Band 4_Head Flat_Low**DUT: LTE SMARTPHONE; Type: RG850; Serial: 18071000621**

Communication System: Generic WCDMA; Frequency: 1712.4 MHz; Duty Cycle: 1:1
Medium parameters used: $f = 1712.4$ MHz; $\sigma = 1.316$ S/m; $\epsilon_r = 41.355$; $\rho = 1000$ kg/m³ ;
Phantom section: Flat Section

DASY5 Configuration:

- Probe: EX3DV4 - SN7431; ConvF(8.36, 8.36, 8.36); Calibrated: 2017/9/30;
- Sensor-Surface: 1.4mm (Mechanical Surface Detection)
- Electronics: DAE4 Sn772; Calibrated: 2017/10/9
- Phantom: Twin SAM; Type: Twin SAM V5.0; Serial: 1412
- Measurement SW: DASY52, Version 52.8 (8);

Area Scan (71x121x1): Interpolated grid: dx=1.500 mm, dy=1.500 mm

Maximum value of SAR (interpolated) = 0.141 W/kg

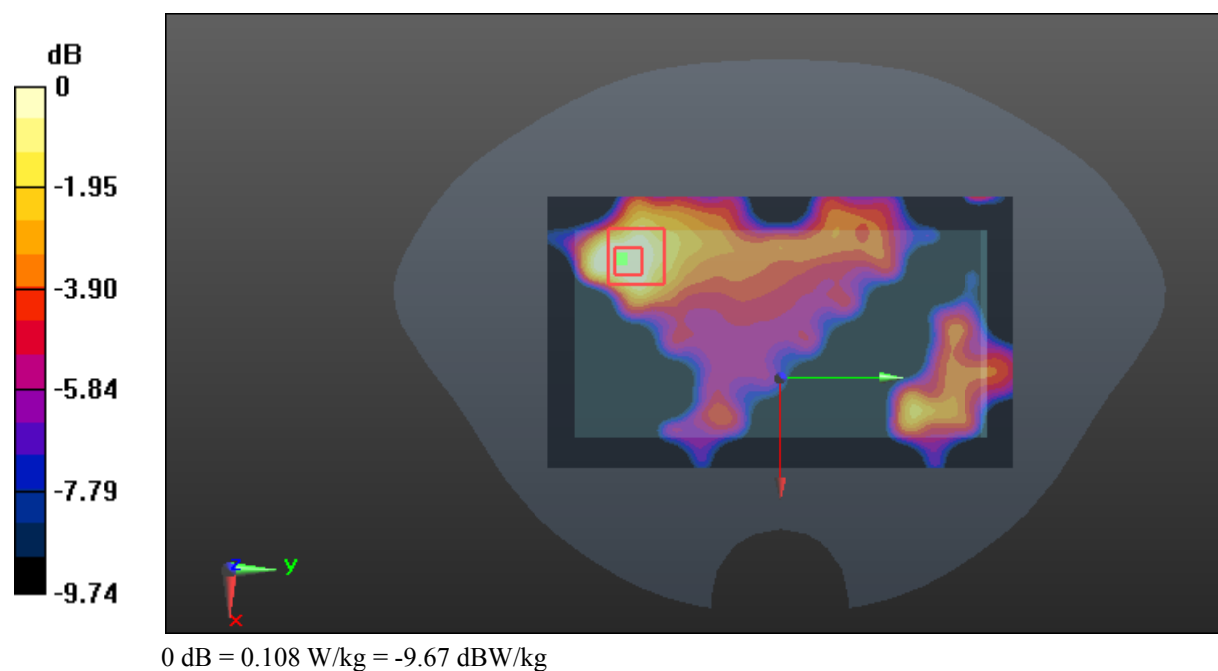
Zoom Scan (5x5x7)/Cube 0: Measurement grid: dx=8mm, dy=8mm, dz=5mm

Reference Value = 4.910 V/m; Power Drift = 0.00 dB

Peak SAR (extrapolated) = 0.148 W/kg

SAR(1 g) = 0.097 W/kg; SAR(10 g) = 0.057 W/kg

Maximum value of SAR (measured) = 0.108 W/kg



Test Plot 61#: Antenna 2(Down Antenna)_WCDMA Band 4_Head Flat_Middle**DUT: LTE SMARTPHONE; Type: RG850; Serial: 18071000621**

Communication System: Generic WCDMA; Frequency: 1732.6 MHz; Duty Cycle: 1:1
Medium parameters used: $f = 1732.6$ MHz; $\sigma = 1.345$ S/m; $\epsilon_r = 41.143$; $\rho = 1000$ kg/m³ ;
Phantom section: Flat Section

DASY5 Configuration:

- Probe: EX3DV4 - SN7431; ConvF(8.36, 8.36, 8.36); Calibrated: 2017/9/30;
- Sensor-Surface: 1.4mm (Mechanical Surface Detection)
- Electronics: DAE4 Sn772; Calibrated: 2017/10/9
- Phantom: Twin SAM; Type: Twin SAM V5.0; Serial: 1412
- Measurement SW: DASY52, Version 52.8 (8);

Area Scan (71x121x1): Interpolated grid: dx=1.500 mm, dy=1.500 mm

Maximum value of SAR (interpolated) = 0.118 W/kg

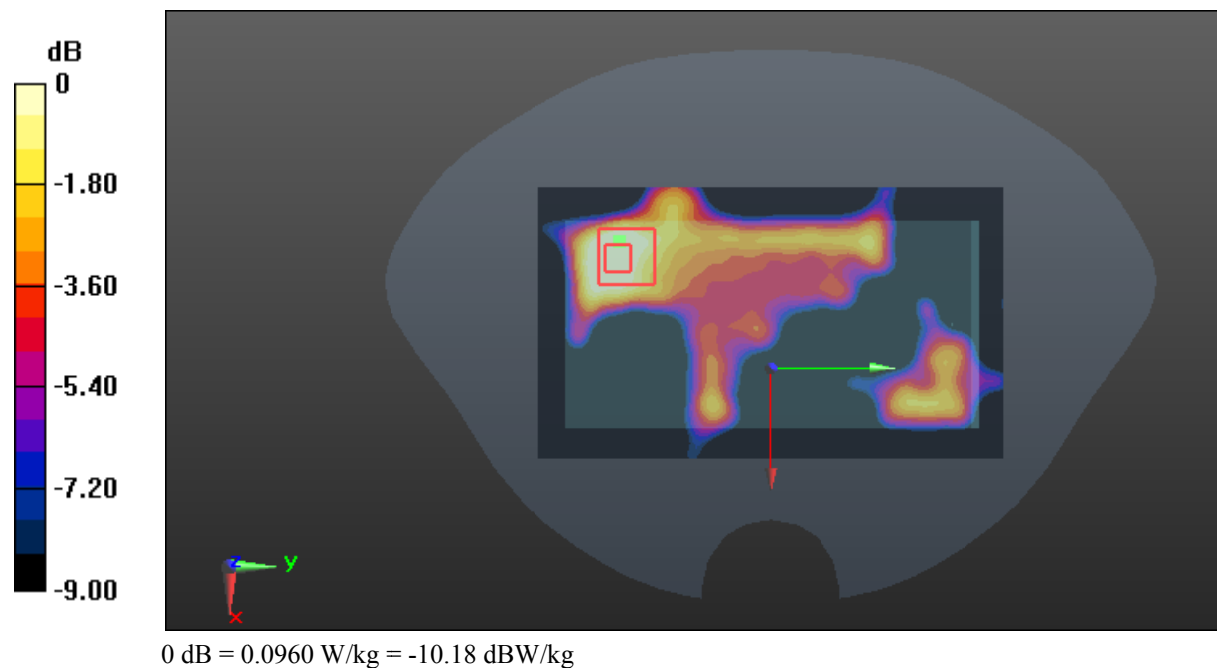
Zoom Scan (5x5x7)/Cube 0: Measurement grid: dx=8mm, dy=8mm, dz=5mm

Reference Value = 4.696 V/m; Power Drift = 0.09 dB

Peak SAR (extrapolated) = 0.275 W/kg

SAR(1 g) = 0.081 W/kg; SAR(10 g) = 0.046 W/kg

Maximum value of SAR (measured) = 0.0960 W/kg



Test Plot 62#: Antenna 2(Down Antenna)_WCDMA Band 4_Head Flat_High**DUT: LTE SMARTPHONE; Type: RG850; Serial: 18071000621**

Communication System: Generic WCDMA; Frequency: 1752.6 MHz; Duty Cycle: 1:1
Medium parameters used: $f = 1752.6$ MHz; $\sigma = 1.364$ S/m; $\epsilon_r = 41.019$; $\rho = 1000$ kg/m³ ;
Phantom section: Flat Section

DASY5 Configuration:

- Probe: EX3DV4 - SN7431; ConvF(8.36, 8.36, 8.36); Calibrated: 2017/9/30;
- Sensor-Surface: 1.4mm (Mechanical Surface Detection)
- Electronics: DAE4 Sn772; Calibrated: 2017/10/9
- Phantom: Twin SAM; Type: Twin SAM V5.0; Serial: 1412
- Measurement SW: DASY52, Version 52.8 (8);

Area Scan (71x121x1): Interpolated grid: dx=1.500 mm, dy=1.500 mm

Maximum value of SAR (interpolated) = 0.127 W/kg

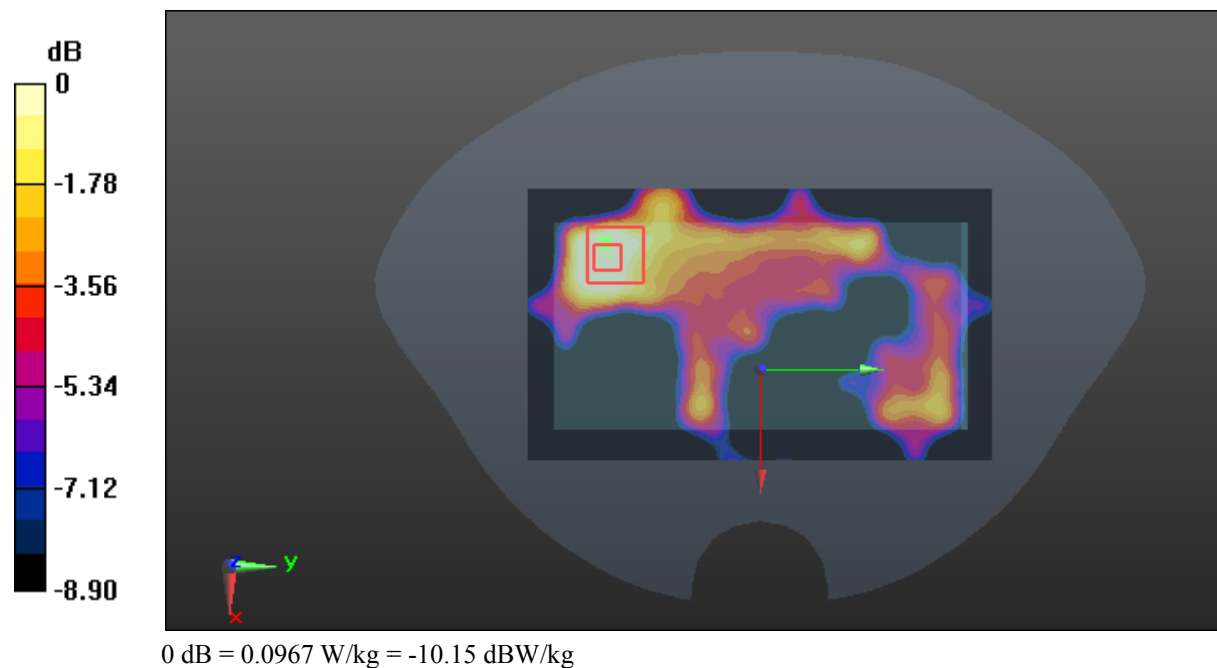
Zoom Scan (5x5x7)/Cube 0: Measurement grid: dx=8mm, dy=8mm, dz=5mm

Reference Value = 4.868 V/m; Power Drift = -0.09 dB

Peak SAR (extrapolated) = 0.131 W/kg

SAR(1 g) = 0.087 W/kg; SAR(10 g) = 0.050 W/kg

Maximum value of SAR (measured) = 0.0967 W/kg



Test Plot 63#: Antenna 2(Down Antenna)_WCDMA Band 4_Body Back_Low**DUT: LTE SMARTPHONE; Type: RG850; Serial: 18071000621**

Communication System: Generic WCDMA; Frequency: 1712.4 MHz; Duty Cycle: 1:1
Medium parameters used: $f = 1712.4$ MHz; $\sigma = 1.496$ S/m; $\epsilon_r = 52.972$; $\rho = 1000$ kg/m³ ;
Phantom section: Left Section

DASY5 Configuration:

- Probe: EX3DV4 - SN7431; ConvF(8.23, 8.23, 8.23); Calibrated: 2017/9/30;
- Sensor-Surface: 1.4mm (Mechanical Surface Detection)
- Electronics: DAE4 Sn772; Calibrated: 2017/10/9
- Phantom: Triple Flat Phantom 5.1C; Type: QD 000 P51 CA; Serial: 1130
- Measurement SW: DASY52, Version 52.8 (8);

Area Scan (131x71x1): Interpolated grid: dx=1.500 mm, dy=1.500 mm

Maximum value of SAR (interpolated) = 0.153 W/kg

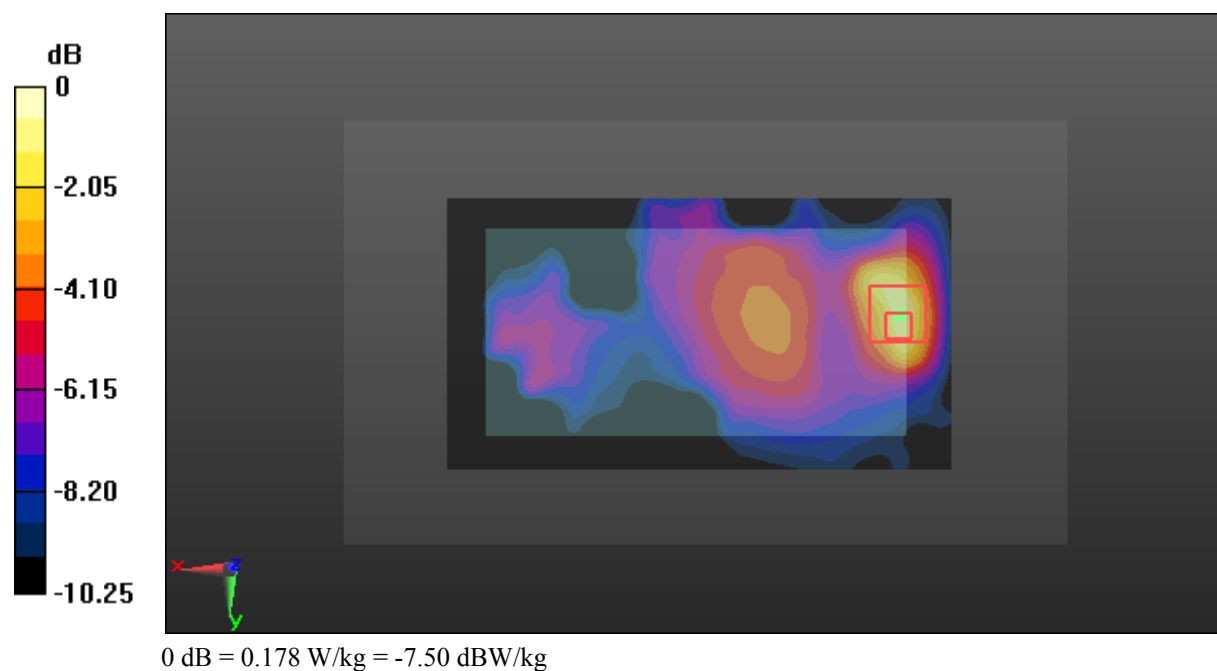
Zoom Scan (5x5x7)/Cube 0: Measurement grid: dx=8mm, dy=8mm, dz=5mm

Reference Value = 6.515 V/m; Power Drift = -0.16 dB

Peak SAR (extrapolated) = 0.307 W/kg

SAR(1 g) = 0.165 W/kg; SAR(10 g) = 0.090 W/kg

Maximum value of SAR (measured) = 0.178 W/kg



Test Plot 64#: Antenna 2(Down Antenna)_WCDMA Band 4_Body Back_Middle

DUT: LTE SMARTPHONE; Type: RG850; Serial: 18071000621

Communication System: Generic WCDMA; Frequency: 1732.6 MHz; Duty Cycle: 1:1
 Medium parameters used: $f = 1732.6 \text{ MHz}$; $\sigma = 1.526 \text{ S/m}$; $\epsilon_r = 52.811$; $\rho = 1000 \text{ kg/m}^3$;
 Phantom section: Left Section

DASY5 Configuration:

- Probe: EX3DV4 - SN7431; ConvF(8.23, 8.23, 8.23); Calibrated: 2017/9/30;
- Sensor-Surface: 1.4mm (Mechanical Surface Detection)
- Electronics: DAE4 Sn772; Calibrated: 2017/10/9
- Phantom: Triple Flat Phantom 5.1C; Type: QD 000 P51 CA; Serial: 1130
- Measurement SW: DASY52, Version 52.8 (8);

Area Scan (131x71x1): Interpolated grid: $dx=1.500 \text{ mm}$, $dy=1.500 \text{ mm}$

Maximum value of SAR (interpolated) = 0.466 W/kg

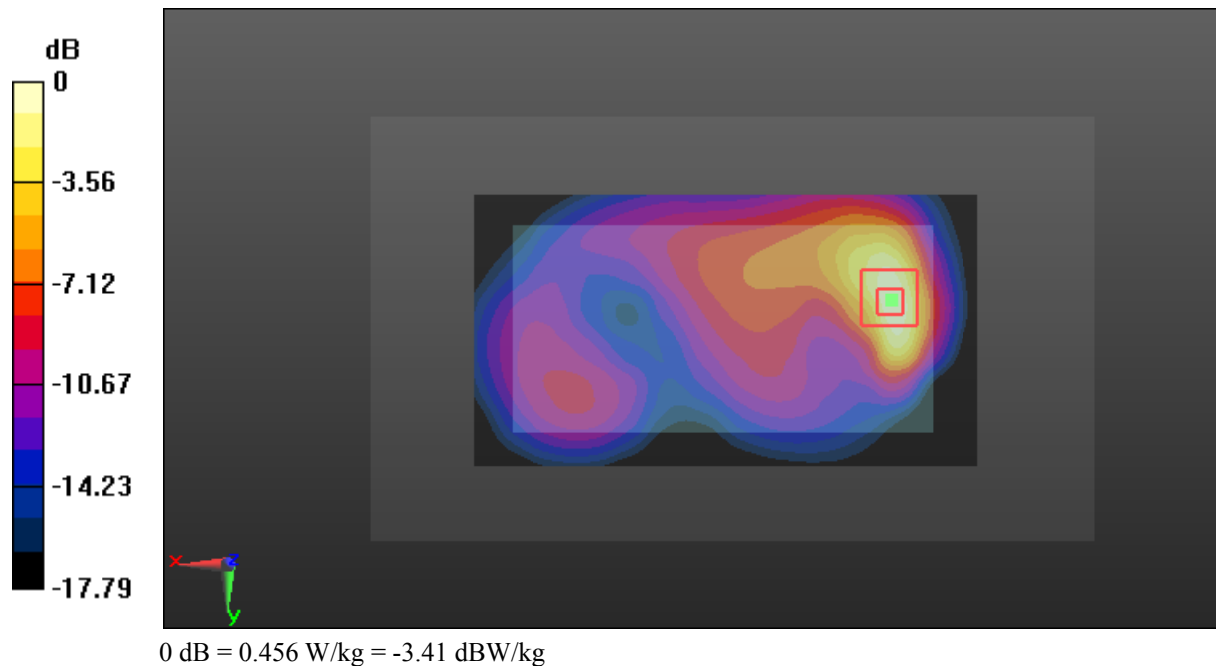
Zoom Scan (5x5x7)/Cube 0: Measurement grid: $dx=8\text{mm}$, $dy=8\text{mm}$, $dz=5\text{mm}$

Reference Value = 6.463 V/m; Power Drift = 0.20 dB

Peak SAR (extrapolated) = 0.556 W/kg

SAR(1 g) = 0.307 W/kg; SAR(10 g) = 0.163 W/kg

Maximum value of SAR (measured) = 0.456 W/kg



Test Plot 65#: Antenna 2(Down Antenna)_WCDMA Band 4_Body Back_High

DUT: LTE SMARTPHONE; Type: RG850; Serial: 18071000621

Communication System: Generic WCDMA; Frequency: 1752.6 MHz; Duty Cycle: 1:1
 Medium parameters used: $f = 1752.6$ MHz; $\sigma = 1.551$ S/m; $\epsilon_r = 52.633$; $\rho = 1000$ kg/m³ ;
 Phantom section: Left Section

DASY5 Configuration:

- Probe: EX3DV4 - SN7431; ConvF(8.23, 8.23, 8.23); Calibrated: 2017/9/30;
- Sensor-Surface: 1.4mm (Mechanical Surface Detection)
- Electronics: DAE4 Sn772; Calibrated: 2017/10/9
- Phantom: Triple Flat Phantom 5.1C; Type: QD 000 P51 CA; Serial: 1130
- Measurement SW: DASY52, Version 52.8 (8);

Area Scan (131x71x1): Interpolated grid: dx=1.500 mm, dy=1.500 mm

Maximum value of SAR (interpolated) = 0.545 W/kg

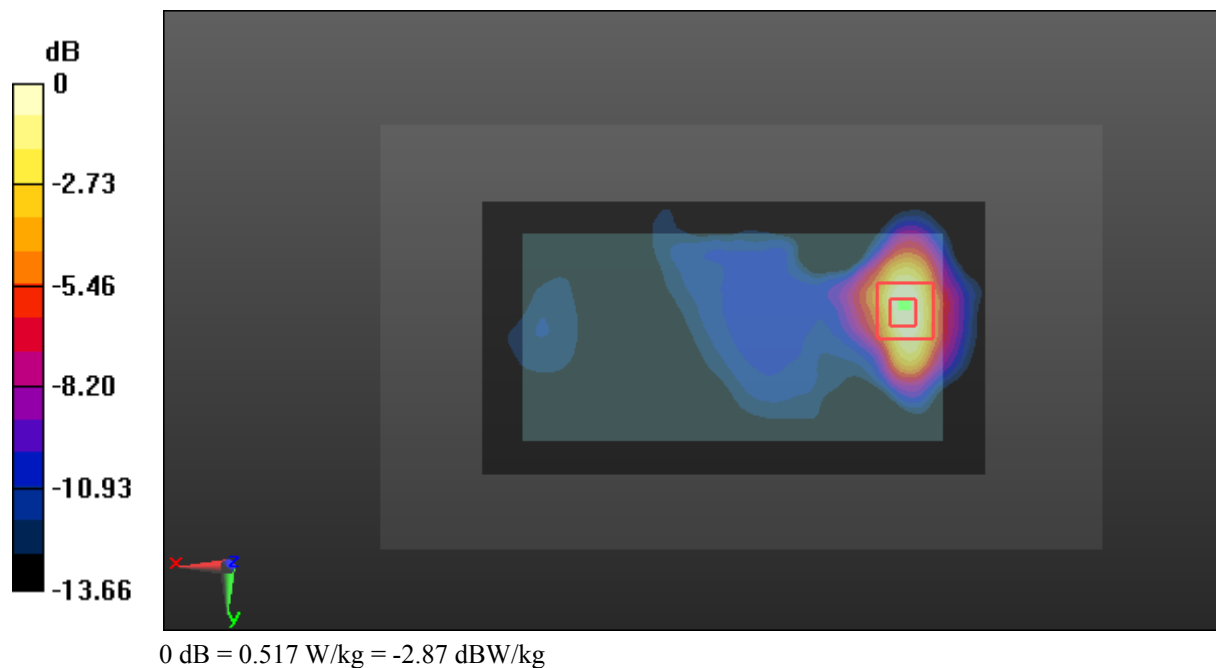
Zoom Scan (5x5x7)/Cube 0: Measurement grid: dx=8mm, dy=8mm, dz=5mm

Reference Value = 5.757 V/m; Power Drift = 0.19 dB

Peak SAR (extrapolated) = 0.809 W/kg

SAR(1 g) = 0.470 W/kg; SAR(10 g) = 0.251 W/kg

Maximum value of SAR (measured) = 0.517 W/kg



Test Plot 66#: Antenna 2(Down Antenna)_WCDMA Band 4_Body Left_Middle**DUT: LTE SMARTPHONE; Type: RG850; Serial: 18071000621**

Communication System: Generic WCDMA; Frequency: 1732.6 MHz; Duty Cycle: 1:1
Medium parameters used: $f = 1732.6$ MHz; $\sigma = 1.526$ S/m; $\epsilon_r = 52.811$; $\rho = 1000$ kg/m³ ;
Phantom section: Left Section

DASY5 Configuration:

- Probe: EX3DV4 - SN7431; ConvF(8.23, 8.23, 8.23); Calibrated: 2017/9/30;
- Sensor-Surface: 1.4mm (Mechanical Surface Detection)
- Electronics: DAE4 Sn772; Calibrated: 2017/10/9
- Phantom: Triple Flat Phantom 5.1C; Type: QD 000 P51 CA; Serial: 1130
- Measurement SW: DASY52, Version 52.8 (8);

Area Scan (131x41x1): Interpolated grid: dx=1.500 mm, dy=1.500 mm

Maximum value of SAR (interpolated) = 0.279 W/kg


Zoom Scan (5x5x7)/Cube 0: Measurement grid: dx=8mm, dy=8mm, dz=5mm

Reference Value = 8.408 V/m; Power Drift = 0.08 dB

Peak SAR (extrapolated) = 0.319 W/kg

SAR(1 g) = 0.193 W/kg; SAR(10 g) = 0.115 W/kg

Maximum value of SAR (measured) = 0.273 W/kg



Test Plot 67#: Antenna 2(Down Antenna)_WCDMA Band 4_Body Right_Middle**DUT: LTE SMARTPHONE; Type: RG850; Serial: 18071000621**

Communication System: Generic WCDMA; Frequency: 1732.6 MHz; Duty Cycle: 1:1
Medium parameters used: $f = 1732.6$ MHz; $\sigma = 1.526$ S/m; $\epsilon_r = 52.811$; $\rho = 1000$ kg/m³ ;
Phantom section: Left Section

DASY5 Configuration:

- Probe: EX3DV4 - SN7431; ConvF(8.23, 8.23, 8.23); Calibrated: 2017/9/30;
- Sensor-Surface: 1.4mm (Mechanical Surface Detection)
- Electronics: DAE4 Sn772; Calibrated: 2017/10/9
- Phantom: Triple Flat Phantom 5.1C; Type: QD 000 P51 CA; Serial: 1130
- Measurement SW: DASY52, Version 52.8 (8);

Area Scan (131x41x1): Interpolated grid: dx=1.500 mm, dy=1.500 mm

Maximum value of SAR (interpolated) = 0.0600 W/kg


Zoom Scan (5x5x7)/Cube 0: Measurement grid: dx=8mm, dy=8mm, dz=5mm

Reference Value = 2.855 V/m; Power Drift = 0.05 dB

Peak SAR (extrapolated) = 0.0690 W/kg

SAR(1 g) = 0.043 W/kg; SAR(10 g) = 0.026 W/kg

Maximum value of SAR (measured) = 0.0590 W/kg



Test Plot 68#: Antenna 2(Down Antenna)_WCDMA Band 4_Body Bottom_Middle**DUT: LTE SMARTPHONE; Type: RG850; Serial: 18071000621**

Communication System: Generic WCDMA; Frequency: 1732.6 MHz; Duty Cycle: 1:1
Medium parameters used: $f = 1732.6$ MHz; $\sigma = 1.526$ S/m; $\epsilon_r = 52.811$; $\rho = 1000$ kg/m³ ;
Phantom section: Left Section

DASY5 Configuration:

- Probe: EX3DV4 - SN7431; ConvF(8.23, 8.23, 8.23); Calibrated: 2017/9/30;
- Sensor-Surface: 1.4mm (Mechanical Surface Detection)
- Electronics: DAE4 Sn772; Calibrated: 2017/10/9
- Phantom: Triple Flat Phantom 5.1C; Type: QD 000 P51 CA; Serial: 1130
- Measurement SW: DASY52, Version 52.8 (8);

Area Scan (41x71x1): Interpolated grid: dx=1.500 mm, dy=1.500 mm

Maximum value of SAR (interpolated) = 0.191 W/kg


Zoom Scan (5x5x7)/Cube 0: Measurement grid: dx=8mm, dy=8mm, dz=5mm

Reference Value = 9.390 V/m; Power Drift = -0.16 dB

Peak SAR (extrapolated) = 0.200 W/kg

SAR(1 g) = 0.116 W/kg; SAR(10 g) = 0.064 W/kg

Maximum value of SAR (measured) = 0.169 W/kg



Test Plot 69#: Antenna 1(Up Antenna)_WCDMA Band 5_Head Left Cheek_Low**DUT: LTE SMARTPHONE; Type: RG850; Serial: 18071000621**

Communication System: Generic WCDMA; Frequency: 826.4 MHz; Duty Cycle: 1:1
Medium parameters used: $f = 826.4$ MHz; $\sigma = 0.869$ S/m; $\epsilon_r = 42.37$; $\rho = 1000$ kg/m³ ;
Phantom section: Left Section

DASY5 Configuration:

- Probe: EX3DV4 - SN7431; ConvF(10.04, 10.04, 10.04); Calibrated: 2017/9/30;
- Sensor-Surface: 1.4mm (Mechanical Surface Detection)
- Electronics: DAE4 Sn772; Calibrated: 2017/10/9
- Phantom: Twin SAM; Type: Twin SAM V5.0; Serial: 1412
- Measurement SW: DASY52, Version 52.8 (8);

Area Scan (121x71x1): Interpolated grid: dx=1.500 mm, dy=1.500 mm

Maximum value of SAR (interpolated) = 0.0258 W/kg


Zoom Scan (6x6x7)/Cube 0: Measurement grid: dx=8mm, dy=8mm, dz=5mm

Reference Value = 3.523 V/m; Power Drift = 0.03 dB

Peak SAR (extrapolated) = 0.0330 W/kg

SAR(1 g) = 0.018 W/kg; SAR(10 g) = 0.010 W/kg

Maximum value of SAR (measured) = 0.0170 W/kg



0 dB = 0.0170 W/kg = -17.70 dBW/kg

Test Plot 70#: Antenna 1(Up Antenna)_WCDMA Band 5_Head Left Cheek_Middle**DUT: LTE SMARTPHONE; Type: RG850; Serial: 18071000621**

Communication System: Generic WCDMA; Frequency: 836.6 MHz; Duty Cycle: 1:1
Medium parameters used: $f = 836.6$ MHz; $\sigma = 0.88$ S/m; $\epsilon_r = 42.27$; $\rho = 1000$ kg/m³ ;
Phantom section: Left Section

DASY5 Configuration:

- Probe: EX3DV4 - SN7431; ConvF(10.04, 10.04, 10.04); Calibrated: 2017/9/30;
- Sensor-Surface: 1.4mm (Mechanical Surface Detection)
- Electronics: DAE4 Sn772; Calibrated: 2017/10/9
- Phantom: Twin SAM; Type: Twin SAM V5.0; Serial: 1412
- Measurement SW: DASY52, Version 52.8 (8);

Area Scan (131x71x1): Interpolated grid: dx=1.500 mm, dy=1.500 mm

Maximum value of SAR (interpolated) = 0.0214 W/kg

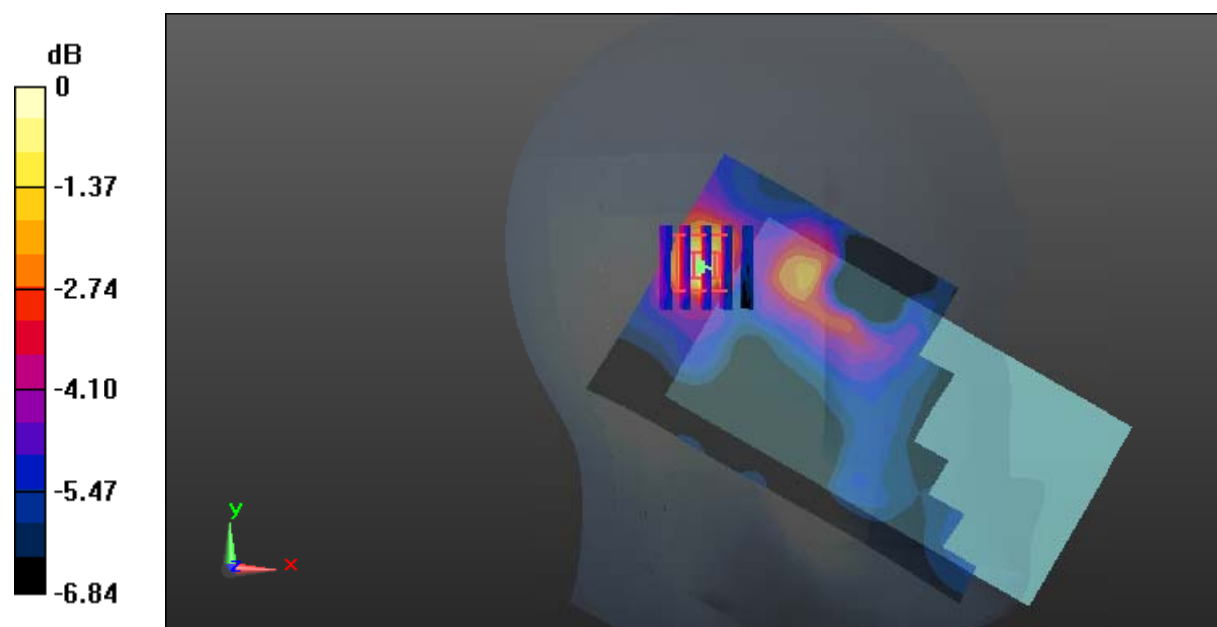
Zoom Scan (5x5x7)/Cube 0: Measurement grid: dx=8mm, dy=8mm, dz=5mm

Reference Value = 2.575 V/m; Power Drift = -0.10 dB

Peak SAR (extrapolated) = 0.0820 W/kg

SAR(1 g) = 0.022 W/kg; SAR(10 g) = 0.012 W/kg

Maximum value of SAR (measured) = 0.0207 W/kg



0 dB = 0.0207 W/kg = -16.84 dBW/kg

Test Plot 71#: Antenna 1(Up Antenna)_WCDMA Band 5_Head Left Cheek_High**DUT: LTE SMARTPHONE; Type: RG850; Serial: 18071000621**

Communication System: Generic WCDMA; Frequency: 846.6 MHz; Duty Cycle: 1:1
Medium parameters used: $f = 846.6$ MHz; $\sigma = 0.885$ S/m; $\epsilon_r = 42.014$; $\rho = 1000$ kg/m³ ;
Phantom section: Left Section

DASY5 Configuration:

- Probe: EX3DV4 - SN7431; ConvF(10.04, 10.04, 10.04); Calibrated: 2017/9/30;
- Sensor-Surface: 1.4mm (Mechanical Surface Detection)
- Electronics: DAE4 Sn772; Calibrated: 2017/10/9
- Phantom: Twin SAM; Type: Twin SAM V5.0; Serial: 1412
- Measurement SW: DASY52, Version 52.8 (8);

Area Scan (121x71x1): Interpolated grid: dx=1.500 mm, dy=1.500 mm

Maximum value of SAR (interpolated) = 0.0737 W/kg

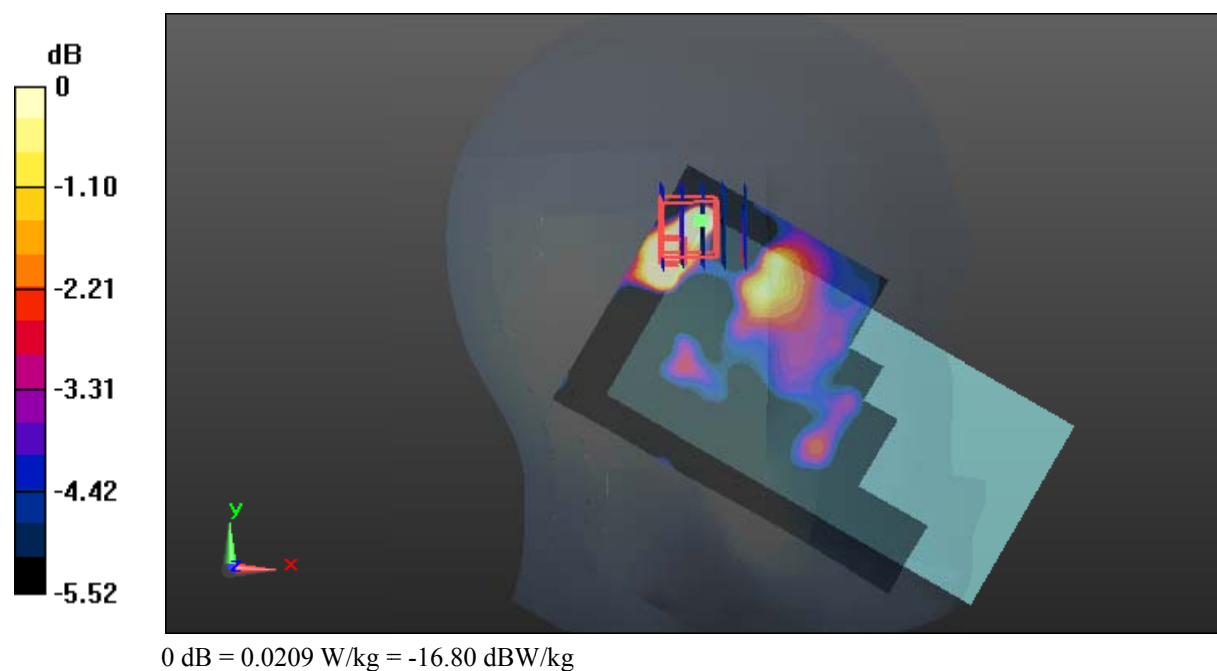
Zoom Scan (5x5x7)/Cube 0: Measurement grid: dx=8mm, dy=8mm, dz=5mm

Reference Value = 3.837 V/m; Power Drift = -0.12 dB

Peak SAR (extrapolated) = 0.0420 W/kg

SAR(1 g) = 0.013 W/kg; SAR(10 g) = 0.00685 W/kg

Maximum value of SAR (measured) = 0.0209 W/kg



Test Plot 72#: Antenna 1(Up Antenna)_WCDMA Band 5_Head Left Tilt_Middle**DUT: LTE SMARTPHONE; Type: RG850; Serial: 18071000621**

Communication System: Generic WCDMA; Frequency: 836.6 MHz; Duty Cycle: 1:1
Medium parameters used: $f = 836.6$ MHz; $\sigma = 0.88$ S/m; $\epsilon_r = 42.27$; $\rho = 1000$ kg/m³ ;
Phantom section: Left Section

DASY5 Configuration:

- Probe: EX3DV4 - SN7431; ConvF(10.04, 10.04, 10.04); Calibrated: 2017/9/30;
- Sensor-Surface: 1.4mm (Mechanical Surface Detection)
- Electronics: DAE4 Sn772; Calibrated: 2017/10/9
- Phantom: Twin SAM; Type: Twin SAM V5.0; Serial: 1412
- Measurement SW: DASY52, Version 52.8 (8);

Area Scan (131x71x1): Interpolated grid: dx=1.500 mm, dy=1.500 mm

Maximum value of SAR (interpolated) = 0.0246 W/kg

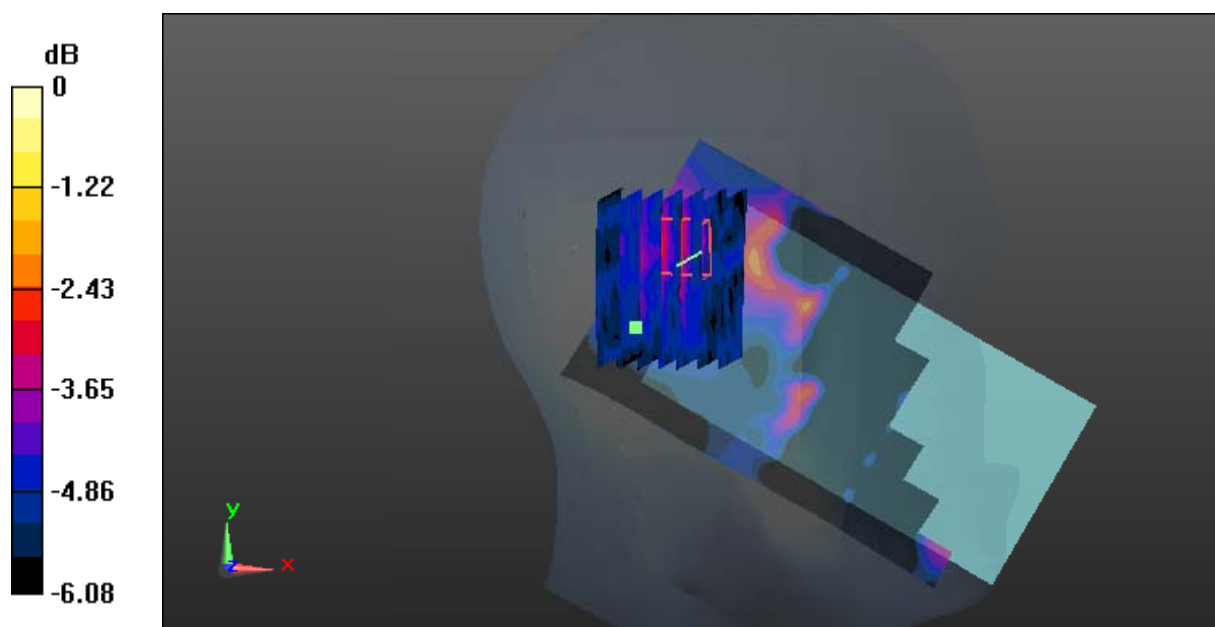
Zoom Scan (7x9x7)/Cube 0: Measurement grid: dx=8mm, dy=8mm, dz=5mm

Reference Value = 2.302 V/m; Power Drift = -0.05 dB

Peak SAR (extrapolated) = 0.0350 W/kg

SAR(1 g) = 0.017 W/kg; SAR(10 g) = 0.00997 W/kg

Maximum value of SAR (measured) = 0.0182 W/kg



0 dB = 0.0182 W/kg = -17.40 dBW/kg

Test Plot 73#: Antenna 1(Up Antenna)_WCDMA Band 5_Head Right Cheek_Middle**DUT: LTE SMARTPHONE; Type: RG850; Serial: 18071000621**

Communication System: Generic WCDMA; Frequency: 836.6 MHz; Duty Cycle: 1:1
Medium parameters used: $f = 836.6$ MHz; $\sigma = 0.88$ S/m; $\epsilon_r = 42.27$; $\rho = 1000$ kg/m³ ;
Phantom section: Right Section

DASY5 Configuration:

- Probe: EX3DV4 - SN7431; ConvF(10.04, 10.04, 10.04); Calibrated: 2017/9/30;
- Sensor-Surface: 1.4mm (Mechanical Surface Detection)
- Electronics: DAE4 Sn772; Calibrated: 2017/10/9
- Phantom: Twin SAM; Type: Twin SAM V5.0; Serial: 1412
- Measurement SW: DASY52, Version 52.8 (8);

Area Scan (121x71x1): Interpolated grid: dx=1.500 mm, dy=1.500 mm

Maximum value of SAR (interpolated) = 0.0361 W/kg


Zoom Scan (6x6x7)/Cube 0: Measurement grid: dx=8mm, dy=8mm, dz=5mm

Reference Value = 3.484 V/m; Power Drift = 0.04 dB

Peak SAR (extrapolated) = 0.0530 W/kg

SAR(1 g) = 0.013 W/kg; SAR(10 g) = 0.00501 W/kg

Maximum value of SAR (measured) = 0.0131 W/kg



0 dB = 0.0131 W/kg = -18.83 dBW/kg

Test Plot 74#: Antenna 1(Up Antenna)_WCDMA Band 5_Head Right Tilt_Middle**DUT: LTE SMARTPHONE; Type: RG850; Serial: 18071000621**

Communication System: Generic WCDMA; Frequency: 836.6 MHz; Duty Cycle: 1:1
Medium parameters used: $f = 836.6$ MHz; $\sigma = 0.88$ S/m; $\epsilon_r = 42.27$; $\rho = 1000$ kg/m³ ;
Phantom section: Right Section

DASY5 Configuration:

- Probe: EX3DV4 - SN7431; ConvF(10.04, 10.04, 10.04); Calibrated: 2017/9/30;
- Sensor-Surface: 1.4mm (Mechanical Surface Detection)
- Electronics: DAE4 Sn772; Calibrated: 2017/10/9
- Phantom: Twin SAM; Type: Twin SAM V5.0; Serial: 1412
- Measurement SW: DASY52, Version 52.8 (8);

Area Scan (131x71x1): Interpolated grid: dx=1.500 mm, dy=1.500 mm

Maximum value of SAR (interpolated) = 0.0232 W/kg

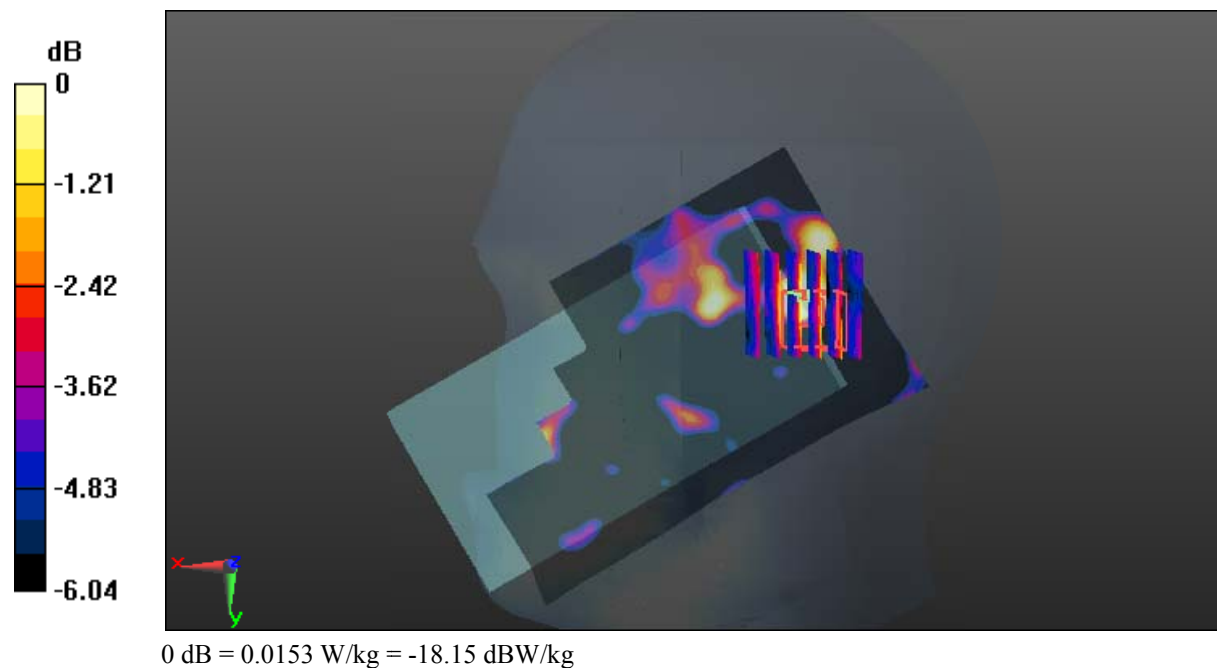
Zoom Scan (6x6x7)/Cube 0: Measurement grid: dx=8mm, dy=8mm, dz=5mm

Reference Value = 3.606 V/m; Power Drift = -0.14 dB

Peak SAR (extrapolated) = 0.0340 W/kg

SAR(1 g) = 0.015 W/kg; SAR(10 g) = 0.00618 W/kg

Maximum value of SAR (measured) = 0.0153 W/kg



Test Plot 75#: Antenna 1(Up Antenna)_WCDMA Band 5_Body Back_Low**DUT: LTE SMARTPHONE; Type: RG850; Serial: 18071000621**

Communication System: Generic WCDMA; Frequency: 826.4 MHz; Duty Cycle: 1:1
Medium parameters used: $f = 826.4$ MHz; $\sigma = 0.951$ S/m; $\epsilon_r = 57.289$; $\rho = 1000$ kg/m³ ;
Phantom section: Right Section

DASY5 Configuration:

- Probe: EX3DV4 - SN7431; ConvF(10.11, 10.11, 10.11); Calibrated: 2017/9/30;
- Sensor-Surface: 1.4mm (Mechanical Surface Detection)
- Electronics: DAE4 Sn772; Calibrated: 2017/10/9
- Phantom: Triple Flat Phantom 5.1C; Type: QD 000 P51 CA; Serial: 1130
- Measurement SW: DASY52, Version 52.8 (8);

Area Scan (131x71x1): Interpolated grid: dx=1.500 mm, dy=1.500 mm

Maximum value of SAR (interpolated) = 0.0493 W/kg

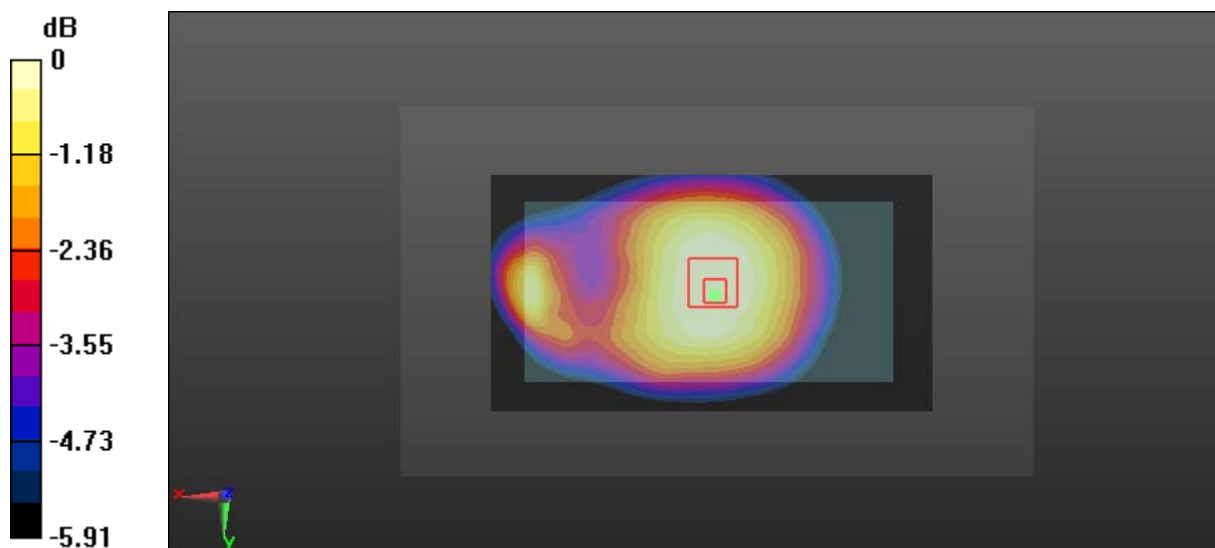
Zoom Scan (6x6x7)/Cube 0: Measurement grid: dx=8mm, dy=8mm, dz=5mm

Reference Value = 3.433 V/m; Power Drift = -0.06 dB

Peak SAR (extrapolated) = 0.0880 W/kg

SAR(1 g) = 0.024 W/kg; SAR(10 g) = 0.013 W/kg

Maximum value of SAR (measured) = 0.0232 W/kg



0 dB = 0.0232 W/kg = -16.35 dBW/kg

Test Plot 76#: Antenna 1(Up Antenna)_WCDMA Band 5_Body Back_Middle**DUT: LTE SMARTPHONE; Type: RG850; Serial: 18071000621**

Communication System: Generic FDD-LTE; Frequency: 836.6 MHz; Duty Cycle: 1:1
Medium parameters used: $f = 836.6$ MHz; $\sigma = 0.959$ S/m; $\epsilon_r = 57.229$; $\rho = 1000$ kg/m³ ;
Phantom section: Right Section

DASY5 Configuration:

- Probe: EX3DV4 - SN7431; ConvF(10.11, 10.11, 10.11); Calibrated: 2017/9/30;
- Sensor-Surface: 1.4mm (Mechanical Surface Detection)
- Electronics: DAE4 Sn772; Calibrated: 2017/10/9
- Phantom: Triple Flat Phantom 5.1C; Type: QD 000 P51 CA; Serial: 1130
- Measurement SW: DASY52, Version 52.8 (8);

Area Scan (131x71x1): Interpolated grid: dx=1.500 mm, dy=1.500 mm

Maximum value of SAR (interpolated) = 0.0307 W/kg

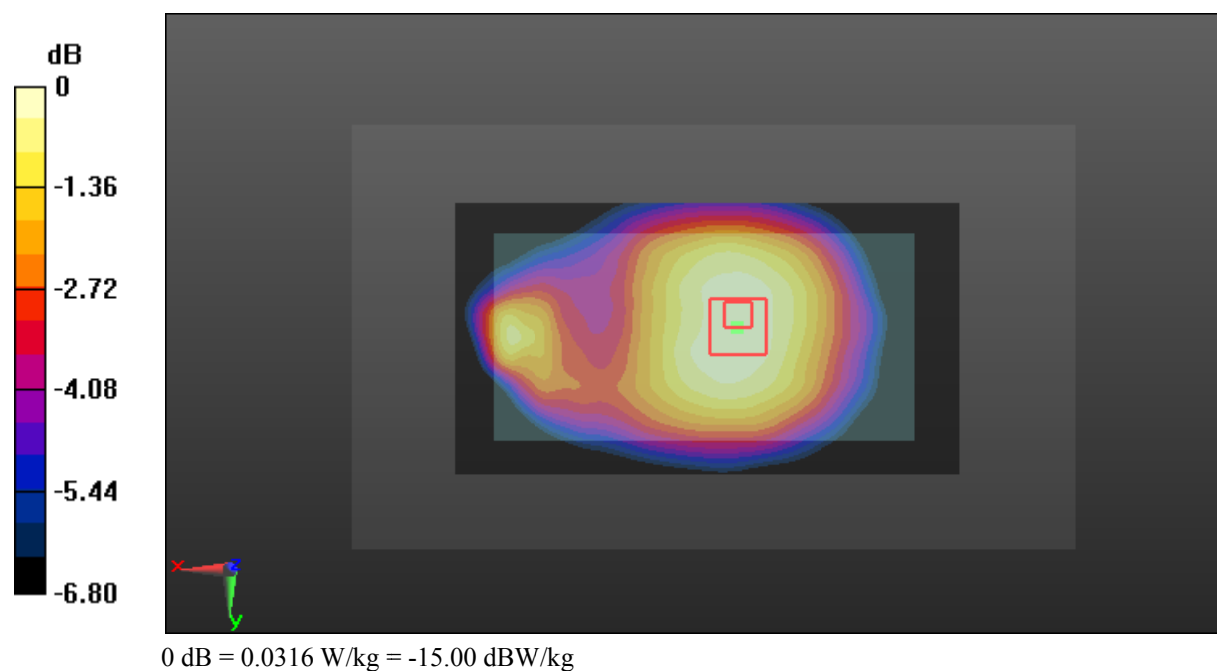
Zoom Scan (5x5x7)/Cube 0: Measurement grid: dx=8mm, dy=8mm, dz=5mm

Reference Value = 5.813 V/m; Power Drift = -0.07 dB

Peak SAR (extrapolated) = 0.0340 W/kg

SAR(1 g) = 0.026 W/kg; SAR(10 g) = 0.020 W/kg

Maximum value of SAR (measured) = 0.0316 W/kg



Test Plot 77#: Antenna 1(Up Antenna)_WCDMA Band 5_Body Back_High**DUT: LTE SMARTPHONE; Type: RG850; Serial: 18071000621**

Communication System: Generic WCDMA; Frequency: 846.6 MHz; Duty Cycle: 1:1
Medium parameters used: $f = 846.6$ MHz; $\sigma = 0.964$ S/m; $\epsilon_r = 56.85$; $\rho = 1000$ kg/m³ ;
Phantom section: Right Section

DASY5 Configuration:

- Probe: EX3DV4 - SN7431; ConvF(10.11, 10.11, 10.11); Calibrated: 2017/9/30;
- Sensor-Surface: 1.4mm (Mechanical Surface Detection)
- Electronics: DAE4 Sn772; Calibrated: 2017/10/9
- Phantom: Triple Flat Phantom 5.1C; Type: QD 000 P51 CA; Serial: 1130
- Measurement SW: DASY52, Version 52.8 (8);

Area Scan (131x71x1): Interpolated grid: dx=1.500 mm, dy=1.500 mm

Maximum value of SAR (interpolated) = 0.0270 W/kg


Zoom Scan (5x5x7)/Cube 0: Measurement grid: dx=8mm, dy=8mm, dz=5mm

Reference Value = 3.861 V/m; Power Drift = -0.11 dB

Peak SAR (extrapolated) = 0.0910 W/kg

SAR(1 g) = 0.042 W/kg; SAR(10 g) = 0.020 W/kg

Maximum value of SAR (measured) = 0.0699 W/kg



0 dB = 0.0699 W/kg = -11.56 dBW/kg

Test Plot 78#: Antenna 1(Up Antenna)_WCDMA Band 5_Body Left_Middle**DUT: LTE SMARTPHONE; Type: RG850; Serial: 18071000621**

Communication System: Generic WCDMA; Frequency: 836.6 MHz; Duty Cycle: 1:1
Medium parameters used: $f = 836.6$ MHz; $\sigma = 0.959$ S/m; $\epsilon_r = 57.229$; $\rho = 1000$ kg/m³ ;
Phantom section: Right Section

DASY5 Configuration:

- Probe: EX3DV4 - SN7431; ConvF(10.11, 10.11, 10.11); Calibrated: 2017/9/30;
- Sensor-Surface: 1.4mm (Mechanical Surface Detection)
- Electronics: DAE4 Sn772; Calibrated: 2017/10/9
- Phantom: Triple Flat Phantom 5.1C; Type: QD 000 P51 CA; Serial: 1130
- Measurement SW: DASY52, Version 52.8 (8);

Area Scan (131x41x1): Interpolated grid: dx=1.500 mm, dy=1.500 mm

Maximum value of SAR (interpolated) = 0.0129 W/kg


Zoom Scan (5x5x7)/Cube 0: Measurement grid: dx=8mm, dy=8mm, dz=5mm

Reference Value = 3.919 V/m; Power Drift = -0.19 dB

Peak SAR (extrapolated) = 0.0140 W/kg

SAR(1 g) = 0.00939 W/kg; SAR(10 g) = 0.00672 W/kg

Maximum value of SAR (measured) = 0.0121 W/kg



Test Plot 79#: Antenna 1(Up Antenna)_WCDMA Band 5_Body Top_Middle**DUT: LTE SMARTPHONE; Type: RG850; Serial: 18071000621**

Communication System: Generic WCDMA; Frequency: 836.6 MHz; Duty Cycle: 1:1
Medium parameters used: $f = 836.6$ MHz; $\sigma = 0.959$ S/m; $\epsilon_r = 57.229$; $\rho = 1000$ kg/m³ ;
Phantom section: Right Section

DASY5 Configuration:

- Probe: EX3DV4 - SN7431; ConvF(10.11, 10.11, 10.11); Calibrated: 2017/9/30;
- Sensor-Surface: 1.4mm (Mechanical Surface Detection)
- Electronics: DAE4 Sn772; Calibrated: 2017/10/9
- Phantom: Triple Flat Phantom 5.1C; Type: QD 000 P51 CA; Serial: 1130
- Measurement SW: DASY52, Version 52.8 (8);

Area Scan (41x71x1): Interpolated grid: dx=1.500 mm, dy=1.500 mm

Maximum value of SAR (interpolated) = 0.0101 W/kg

Zoom Scan (5x5x7)/Cube 0: Measurement grid: dx=8mm, dy=8mm, dz=5mm

Reference Value = 3.307 V/m; Power Drift = -0.04 dB

Peak SAR (extrapolated) = 0.0130 W/kg

SAR(1 g) = 0.00683 W/kg; SAR(10 g) = 0.0043 W/kg

Maximum value of SAR (measured) = 0.00973 W/kg



Test Plot 80#: Antenna 2(Down Antenna)_WCDMA Band 5_Head Left Cheek_Middle**DUT: LTE SMARTPHONE; Type: RG850; Serial: 18071000621**

Communication System: Generic WCDMA; Frequency: 836.6 MHz; Duty Cycle: 1:1
Medium parameters used: $f = 836.6$ MHz; $\sigma = 0.88$ S/m; $\epsilon_r = 42.27$; $\rho = 1000$ kg/m³ ;
Phantom section: Left Section

DASY5 Configuration:

- Probe: EX3DV4 - SN7431; ConvF(10.04, 10.04, 10.04); Calibrated: 2017/9/30;
- Sensor-Surface: 1.4mm (Mechanical Surface Detection)
- Electronics: DAE4 Sn772; Calibrated: 2017/10/9
- Phantom: Twin SAM; Type: Twin SAM V5.0; Serial: 1412
- Measurement SW: DASY52, Version 52.8 (8);

Area Scan (121x81x1): Interpolated grid: dx=1.500 mm, dy=1.500 mm

Maximum value of SAR (interpolated) = 0.0411 W/kg


Zoom Scan (5x5x7)/Cube 0: Measurement grid: dx=8mm, dy=8mm, dz=5mm

Reference Value = 3.650 V/m; Power Drift = 0.07 dB

Peak SAR (extrapolated) = 0.0640 W/kg

SAR(1 g) = 0.022 W/kg; SAR(10 g) = 0.016 W/kg

Maximum value of SAR (measured) = 0.0241 W/kg



0 dB = 0.0241 W/kg = -16.18 dBW/kg

Test Plot 81#: Antenna 2(Down Antenna)_WCDMA Band 5_Head Left Tilt_Middle**DUT: LTE SMARTPHONE; Type: RG850; Serial: 18071000621**

Communication System: Generic WCDMA; Frequency: 836.6 MHz; Duty Cycle: 1:1
Medium parameters used: $f = 836.6$ MHz; $\sigma = 0.88$ S/m; $\epsilon_r = 42.27$; $\rho = 1000$ kg/m³ ;
Phantom section: Left Section

DASY5 Configuration:

- Probe: EX3DV4 - SN7431; ConvF(10.04, 10.04, 10.04); Calibrated: 2017/9/30;
- Sensor-Surface: 1.4mm (Mechanical Surface Detection)
- Electronics: DAE4 Sn772; Calibrated: 2017/10/9
- Phantom: Twin SAM; Type: Twin SAM V5.0; Serial: 1412
- Measurement SW: DASY52, Version 52.8 (8);

Area Scan (121x71x1): Interpolated grid: dx=1.500 mm, dy=1.500 mm

Maximum value of SAR (interpolated) = 0.0612 W/kg


Zoom Scan (5x5x7)/Cube 0: Measurement grid: dx=8mm, dy=8mm, dz=5mm

Reference Value = 4.145 V/m; Power Drift = -0.02 dB

Peak SAR (extrapolated) = 0.104 W/kg

SAR(1 g) = 0.022 W/kg; SAR(10 g) = 0.00714 W/kg

Maximum value of SAR (measured) = 0.0287 W/kg



0 dB = 0.0287 W/kg = -15.42 dBW/kg

Test Plot 82#: Antenna 2(Down Antenna)_WCDMA Band 5_Head Right Cheek_Low**DUT: LTE SMARTPHONE; Type: RG850; Serial: 18071000621**

Communication System: Generic WCDMA; Frequency: 826.4 MHz; Duty Cycle: 1:1
Medium parameters used: $f = 826.4$ MHz; $\sigma = 0.869$ S/m; $\epsilon_r = 42.37$; $\rho = 1000$ kg/m³ ;
Phantom section: Right Section

DASY5 Configuration:

- Probe: EX3DV4 - SN7431; ConvF(10.04, 10.04, 10.04); Calibrated: 2017/9/30;
- Sensor-Surface: 1.4mm (Mechanical Surface Detection)
- Electronics: DAE4 Sn772; Calibrated: 2017/10/9
- Phantom: Twin SAM; Type: Twin SAM V5.0; Serial: 1412
- Measurement SW: DASY52, Version 52.8 (8);

Area Scan (121x71x1): Interpolated grid: dx=1.500 mm, dy=1.500 mm

Maximum value of SAR (interpolated) = 0.115 W/kg


Zoom Scan (6x6x7)/Cube 0: Measurement grid: dx=8mm, dy=8mm, dz=5mm

Reference Value = 4.644 V/m; Power Drift = -0.13 dB

Peak SAR (extrapolated) = 0.171 W/kg

SAR(1 g) = 0.114 W/kg; SAR(10 g) = 0.087 W/kg

Maximum value of SAR (measured) = 0.119 W/kg



Test Plot 83#: Antenna 2(Down Antenna)_WCDMA Band 5_Head Right Cheek_Middle**DUT: LTE SMARTPHONE; Type: RG850; Serial: 18071000621**

Communication System: Generic WCDMA; Frequency: 836.6 MHz; Duty Cycle: 1:1
Medium parameters used: $f = 836.6$ MHz; $\sigma = 0.88$ S/m; $\epsilon_r = 42.27$; $\rho = 1000$ kg/m³ ;
Phantom section: Right Section

DASY5 Configuration:

- Probe: EX3DV4 - SN7431; ConvF(10.04, 10.04, 10.04); Calibrated: 2017/9/30;
- Sensor-Surface: 1.4mm (Mechanical Surface Detection)
- Electronics: DAE4 Sn772; Calibrated: 2017/10/9
- Phantom: Twin SAM; Type: Twin SAM V5.0; Serial: 1412
- Measurement SW: DASY52, Version 52.8 (8);

Area Scan (121x71x1): Interpolated grid: dx=1.500 mm, dy=1.500 mm

Maximum value of SAR (interpolated) = 0.111 W/kg


Zoom Scan (6x5x7)/Cube 0: Measurement grid: dx=8mm, dy=8mm, dz=5mm

Reference Value = 4.879 V/m; Power Drift = 0.01 dB

Peak SAR (extrapolated) = 0.144 W/kg

SAR(1 g) = 0.106 W/kg; SAR(10 g) = 0.080 W/kg

Maximum value of SAR (measured) = 0.114 W/kg



0 dB = 0.114 W/kg = -9.43 dBW/kg

Test Plot 84#: Antenna 2(Down Antenna)_WCDMA Band 5_Head Right Cheek_High**DUT: LTE SMARTPHONE; Type: RG850; Serial: 18071000621**

Communication System: Generic WCDMA; Frequency: 846.6 MHz; Duty Cycle: 1:1
Medium parameters used: $f = 846.6$ MHz; $\sigma = 0.885$ S/m; $\epsilon_r = 42.014$; $\rho = 1000$ kg/m³ ;
Phantom section: Right Section

DASY5 Configuration:

- Probe: EX3DV4 - SN7431; ConvF(10.04, 10.04, 10.04); Calibrated: 2017/9/30;
- Sensor-Surface: 1.4mm (Mechanical Surface Detection)
- Electronics: DAE4 Sn772; Calibrated: 2017/10/9
- Phantom: Twin SAM; Type: Twin SAM V5.0; Serial: 1412
- Measurement SW: DASY52, Version 52.8 (8);

Area Scan (121x71x1): Interpolated grid: dx=1.500 mm, dy=1.500 mm

Maximum value of SAR (interpolated) = 0.124 W/kg

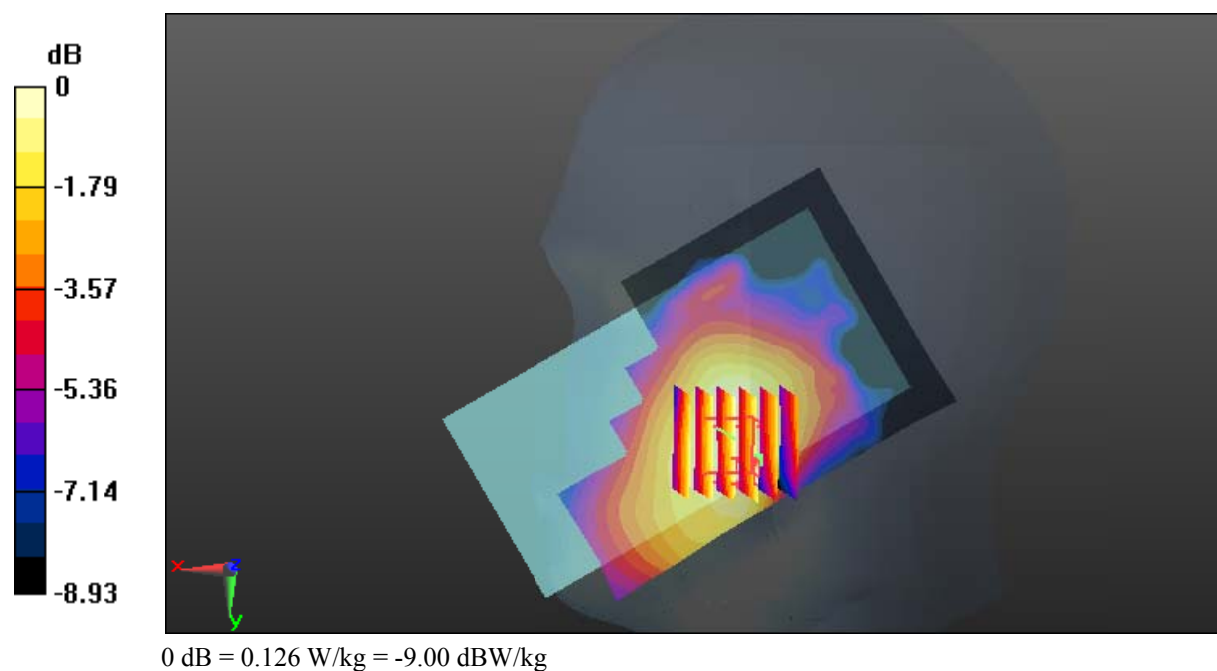
Zoom Scan (6x6x7)/Cube 0: Measurement grid: dx=8mm, dy=8mm, dz=5mm

Reference Value = 5.412 V/m; Power Drift = -0.12 dB

Peak SAR (extrapolated) = 0.183 W/kg

SAR(1 g) = 0.122 W/kg; SAR(10 g) = 0.093 W/kg

Maximum value of SAR (measured) = 0.126 W/kg



Test Plot 85#: Antenna 2(Down Antenna)_WCDMA Band 5_Head Right Tilt_Middle**DUT: LTE SMARTPHONE; Type: RG850; Serial: 18071000621**

Communication System: Generic WCDMA; Frequency: 836.6 MHz; Duty Cycle: 1:1
Medium parameters used: $f = 836.6$ MHz; $\sigma = 0.88$ S/m; $\epsilon_r = 42.27$; $\rho = 1000$ kg/m³ ;
Phantom section: Right Section

DASY5 Configuration:

- Probe: EX3DV4 - SN7431; ConvF(10.04, 10.04, 10.04); Calibrated: 2017/9/30;
- Sensor-Surface: 1.4mm (Mechanical Surface Detection)
- Electronics: DAE4 Sn772; Calibrated: 2017/10/9
- Phantom: Twin SAM; Type: Twin SAM V5.0; Serial: 1412
- Measurement SW: DASY52, Version 52.8 (8);

Area Scan (121x71x1): Interpolated grid: dx=1.500 mm, dy=1.500 mm

Maximum value of SAR (interpolated) = 0.0433 W/kg


Zoom Scan (5x5x7)/Cube 0: Measurement grid: dx=8mm, dy=8mm, dz=5mm

Reference Value = 4.552 V/m; Power Drift = -0.16 dB

Peak SAR (extrapolated) = 0.163 W/kg

SAR(1 g) = 0.019 W/kg; SAR(10 g) = 0.013 W/kg

Maximum value of SAR (measured) = 0.0263 W/kg



0 dB = 0.0263 W/kg = -15.80 dBW/kg

Test Plot 86#: Antenna 2(Down Antenna)_WCDMA Band 5_Body Back_Low**DUT: LTE SMARTPHONE; Type: RG850; Serial: 18071000621**

Communication System: Generic WCDMA; Frequency: 826.4 MHz; Duty Cycle: 1:1
Medium parameters used: $f = 826.4$ MHz; $\sigma = 0.951$ S/m; $\epsilon_r = 57.289$; $\rho = 1000$ kg/m³ ;
Phantom section: Right Section

DASY5 Configuration:

- Probe: EX3DV4 - SN7431; ConvF(10.11, 10.11, 10.11); Calibrated: 2017/9/30;
- Sensor-Surface: 1.4mm (Mechanical Surface Detection)
- Electronics: DAE4 Sn772; Calibrated: 2017/10/9
- Phantom: Triple Flat Phantom 5.1C; Type: QD 000 P51 CA; Serial: 1130
- Measurement SW: DASY52, Version 52.8 (8);

Area Scan (131x71x1): Interpolated grid: dx=1.500 mm, dy=1.500 mm

Maximum value of SAR (interpolated) = 0.216 W/kg


Zoom Scan (5x5x7)/Cube 0: Measurement grid: dx=8mm, dy=8mm, dz=5mm

Reference Value = 9.115 V/m; Power Drift = -0.13 dB

Peak SAR (extrapolated) = 0.379 W/kg

SAR(1 g) = 0.186 W/kg; SAR(10 g) = 0.102 W/kg

Maximum value of SAR (measured) = 0.208 W/kg



Test Plot 87#: Antenna 2(Down Antenna)_WCDMA Band 5_Body Back_Middle**DUT: LTE SMARTPHONE; Type: RG850; Serial: 18071000621**

Communication System: Generic FDD-LTE; Frequency: 836.6 MHz; Duty Cycle: 1:1
Medium parameters used: $f = 836.6$ MHz; $\sigma = 0.959$ S/m; $\epsilon_r = 57.229$; $\rho = 1000$ kg/m³ ;
Phantom section: Right Section

DASY5 Configuration:

- Probe: EX3DV4 - SN7431; ConvF(10.11, 10.11, 10.11); Calibrated: 2017/9/30;
- Sensor-Surface: 1.4mm (Mechanical Surface Detection)
- Electronics: DAE4 Sn772; Calibrated: 2017/10/9
- Phantom: Triple Flat Phantom 5.1C; Type: QD 000 P51 CA; Serial: 1130
- Measurement SW: DASY52, Version 52.8 (8);

Area Scan (131x71x1): Interpolated grid: dx=1.500 mm, dy=1.500 mm

Maximum value of SAR (interpolated) = 0.348 W/kg

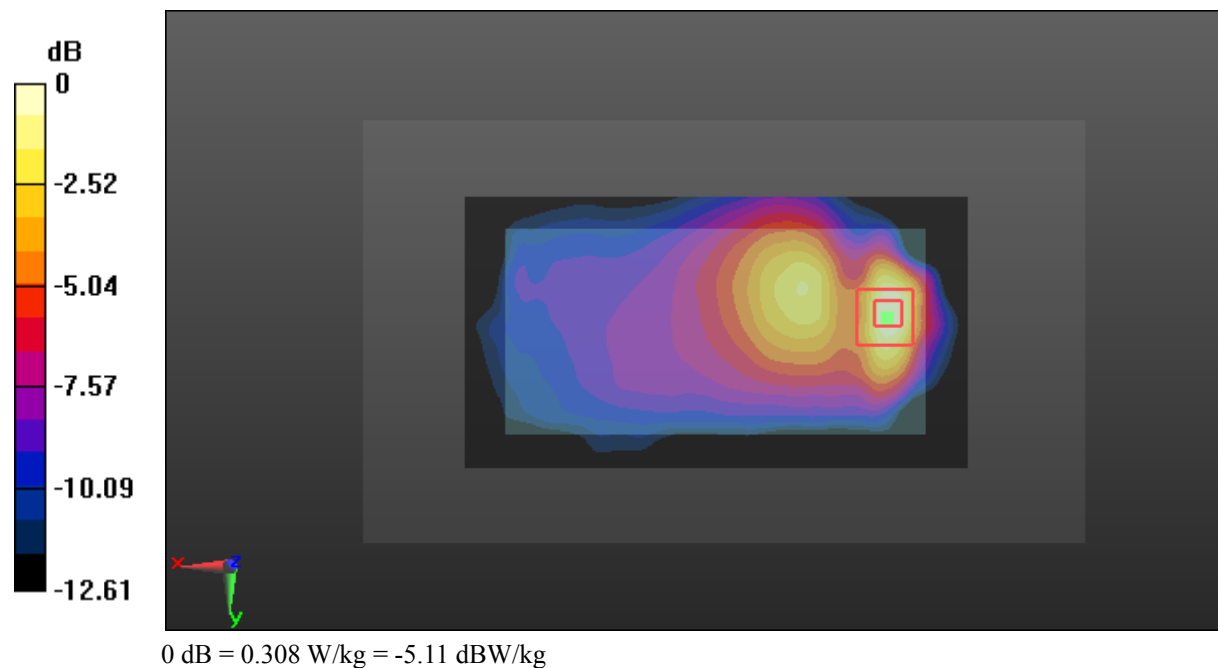
Zoom Scan (6x6x7)/Cube 0: Measurement grid: dx=8mm, dy=8mm, dz=5mm

Reference Value = 16.77 V/m; Power Drift = 0.01 dB

Peak SAR (extrapolated) = 0.391 W/kg

SAR(1 g) = 0.211 W/kg; SAR(10 g) = 0.125 W/kg

Maximum value of SAR (measured) = 0.308 W/kg



Test Plot 88#: Antenna 2(Down Antenna)_WCDMA Band 5_Body Back_High**DUT: LTE SMARTPHONE; Type: RG850; Serial: 18071000621**

Communication System: Generic WCDMA; Frequency: 846.6 MHz; Duty Cycle: 1:1
Medium parameters used: $f = 846.6$ MHz; $\sigma = 0.964$ S/m; $\epsilon_r = 56.85$; $\rho = 1000$ kg/m³ ;
Phantom section: Right Section

DASY5 Configuration:

- Probe: EX3DV4 - SN7431; ConvF(10.11, 10.11, 10.11); Calibrated: 2017/9/30;
- Sensor-Surface: 1.4mm (Mechanical Surface Detection)
- Electronics: DAE4 Sn772; Calibrated: 2017/10/9
- Phantom: Triple Flat Phantom 5.1C; Type: QD 000 P51 CA; Serial: 1130
- Measurement SW: DASY52, Version 52.8 (8);

Area Scan (131x71x1): Interpolated grid: dx=1.500 mm, dy=1.500 mm

Maximum value of SAR (interpolated) = 0.233 W/kg

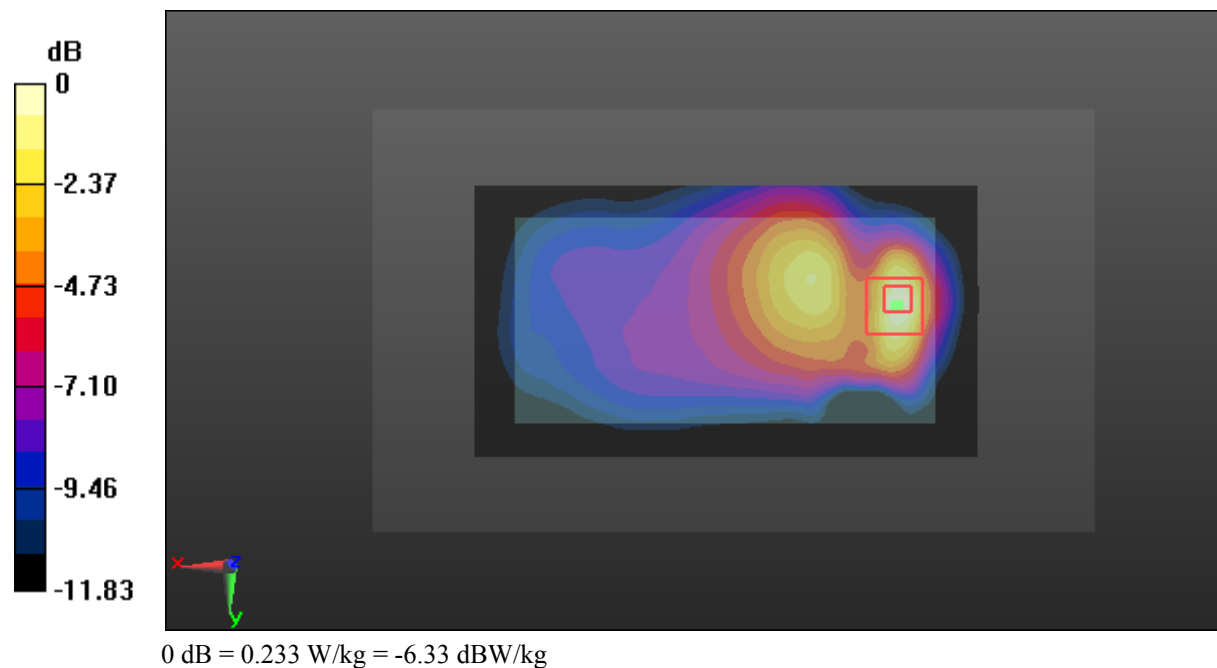
Zoom Scan (5x5x7)/Cube 0: Measurement grid: dx=8mm, dy=8mm, dz=5mm

Reference Value = 8.385 V/m; Power Drift = 0.18 dB

Peak SAR (extrapolated) = 0.438 W/kg

SAR(1 g) = 0.210 W/kg; SAR(10 g) = 0.113 W/kg

Maximum value of SAR (measured) = 0.233 W/kg



Test Plot 89#: Antenna 2(Down Antenna)_WCDMA Band 5_Body Left_Middle**DUT: LTE SMARTPHONE; Type: RG850; Serial: 18071000621**

Communication System: Generic WCDMA; Frequency: 836.6 MHz; Duty Cycle: 1:1
Medium parameters used: $f = 836.6$ MHz; $\sigma = 0.959$ S/m; $\epsilon_r = 57.229$; $\rho = 1000$ kg/m³ ;
Phantom section: Right Section

DASY5 Configuration:

- Probe: EX3DV4 - SN7431; ConvF(10.11, 10.11, 10.11); Calibrated: 2017/9/30;
- Sensor-Surface: 1.4mm (Mechanical Surface Detection)
- Electronics: DAE4 Sn772; Calibrated: 2017/10/9
- Phantom: Triple Flat Phantom 5.1C; Type: QD 000 P51 CA; Serial: 1130
- Measurement SW: DASY52, Version 52.8 (8);

Area Scan (131x41x1): Interpolated grid: dx=1.500 mm, dy=1.500 mm

Maximum value of SAR (interpolated) = 0.136 W/kg


Zoom Scan (5x5x7)/Cube 0: Measurement grid: dx=8mm, dy=8mm, dz=5mm

Reference Value = 10.86 V/m; Power Drift = -0.20 dB

Peak SAR (extrapolated) = 0.155 W/kg

SAR(1 g) = 0.102 W/kg; SAR(10 g) = 0.069 W/kg

Maximum value of SAR (measured) = 0.136 W/kg



Test Plot 90#: Antenna 2(Down Antenna)_WCDMA Band 5_Body Right_Middle**DUT: LTE SMARTPHONE; Type: RG850; Serial: 18071000621**

Communication System: Generic WCDMA; Frequency: 836.6 MHz; Duty Cycle: 1:1
Medium parameters used: $f = 836.6$ MHz; $\sigma = 0.959$ S/m; $\epsilon_r = 57.229$; $\rho = 1000$ kg/m³ ;
Phantom section: Right Section

DASY5 Configuration:

- Probe: EX3DV4 - SN7431; ConvF(10.11, 10.11, 10.11); Calibrated: 2017/9/30;
- Sensor-Surface: 1.4mm (Mechanical Surface Detection)
- Electronics: DAE4 Sn772; Calibrated: 2017/10/9
- Phantom: Triple Flat Phantom 5.1C; Type: QD 000 P51 CA; Serial: 1130
- Measurement SW: DASY52, Version 52.8 (8);

Area Scan (131x41x1): Interpolated grid: dx=1.500 mm, dy=1.500 mm

Maximum value of SAR (interpolated) = 0.259 W/kg


Zoom Scan (5x5x7)/Cube 0: Measurement grid: dx=8mm, dy=8mm, dz=5mm

Reference Value = 16.52 V/m; Power Drift = -0.01 dB

Peak SAR (extrapolated) = 0.292 W/kg

SAR(1 g) = 0.194 W/kg; SAR(10 g) = 0.132 W/kg

Maximum value of SAR (measured) = 0.258 W/kg



Test Plot 91#: Antenna 2(Down Antenna)_WCDMA Band 5_Body Bottom_Middle**DUT: LTE SMARTPHONE; Type: RG850; Serial: 18071000621**

Communication System: Generic WCDMA; Frequency: 836.6 MHz; Duty Cycle: 1:1
Medium parameters used: $f = 836.6$ MHz; $\sigma = 0.959$ S/m; $\epsilon_r = 57.229$; $\rho = 1000$ kg/m³ ;
Phantom section: Right Section

DASY5 Configuration:

- Probe: EX3DV4 - SN7431; ConvF(10.11, 10.11, 10.11); Calibrated: 2017/9/30;
- Sensor-Surface: 1.4mm (Mechanical Surface Detection)
- Electronics: DAE4 Sn772; Calibrated: 2017/10/9
- Phantom: Triple Flat Phantom 5.1C; Type: QD 000 P51 CA; Serial: 1130
- Measurement SW: DASY52, Version 52.8 (8);

Area Scan (41x71x1): Interpolated grid: dx=1.500 mm, dy=1.500 mm

Maximum value of SAR (interpolated) = 0.0715 W/kg


Zoom Scan (6x6x7)/Cube 0: Measurement grid: dx=8mm, dy=8mm, dz=5mm

Reference Value = 7.384 V/m; Power Drift = -0.13 dB

Peak SAR (extrapolated) = 0.0820 W/kg

SAR(1 g) = 0.046 W/kg; SAR(10 g) = 0.029 W/kg

Maximum value of SAR (measured) = 0.0665 W/kg



Test Plot 92#: Antenna 1(Up Antenna)_LTE Band 2_Head Left Cheek_Low_1RB**DUT: LTE SMARTPHONE; Type: RG850; Serial: 18071000621**

Communication System: Generic FDD-LTE; Frequency: 1860 MHz; Duty Cycle: 1:1
Medium parameters used: $f = 1860$ MHz; $\sigma = 1.349$ S/m; $\epsilon_r = 40.614$; $\rho = 1000$ kg/m³ ;
Phantom section: Left Section

DASY5 Configuration:

- Probe: EX3DV4 - SN7431; ConvF(8.24, 8.24, 8.24); Calibrated: 2017/9/30;
- Sensor-Surface: 1.4mm (Mechanical Surface Detection)
- Electronics: DAE4 Sn772; Calibrated: 2017/10/9
- Phantom: Twin SAM; Type: Twin SAM V5.0; Serial: 1412
- Measurement SW: DASY52, Version 52.8 (8);

Area Scan (131x71x1): Interpolated grid: dx=1.500 mm, dy=1.500 mm

Maximum value of SAR (interpolated) = 0.843 W/kg

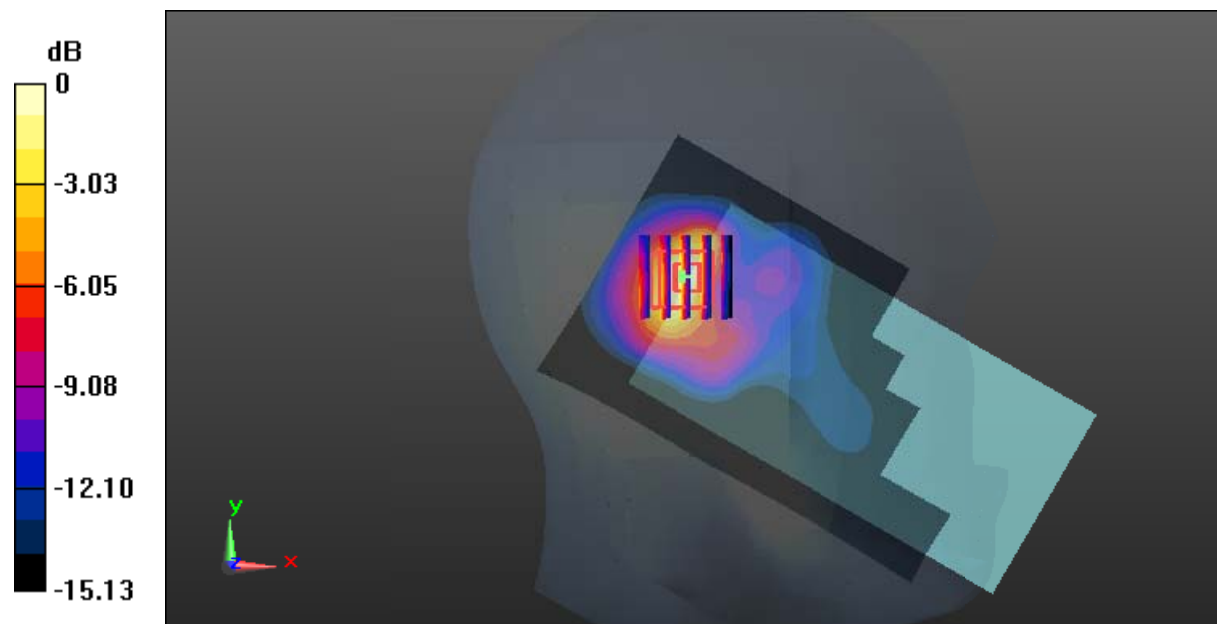
Zoom Scan (5x5x7)/Cube 0: Measurement grid: dx=8mm, dy=8mm, dz=5mm

Reference Value = 16.71 V/m; Power Drift = 0.01 dB

Peak SAR (extrapolated) = 1.41 W/kg

SAR(1 g) = 0.707 W/kg; SAR(10 g) = 0.348 W/kg

Maximum value of SAR (measured) = 0.740 W/kg



0 dB = 0.740 W/kg = -1.31 dBW/kg

Test Plot 93#: Antenna 1(Up Antenna)_LTE Band 2_Head Left Cheek_Middle_1RB**DUT: LTE SMARTPHONE; Type: RG850; Serial: 18071000621**

Communication System: Generic FDD-LTE; Frequency: 1880 MHz; Duty Cycle: 1:1
Medium parameters used: $f = 1880$ MHz; $\sigma = 1.368$ S/m; $\epsilon_r = 40.406$; $\rho = 1000$ kg/m³ ;
Phantom section: Left Section

DASY5 Configuration:

- Probe: EX3DV4 - SN7431; ConvF(8.24, 8.24, 8.24); Calibrated: 2017/9/30;
- Sensor-Surface: 1.4mm (Mechanical Surface Detection)
- Electronics: DAE4 Sn772; Calibrated: 2017/10/9
- Phantom: Twin SAM; Type: Twin SAM V5.0; Serial: 1412
- Measurement SW: DASY52, Version 52.8 (8);

Area Scan (131x71x1): Interpolated grid: dx=1.500 mm, dy=1.500 mm

Maximum value of SAR (interpolated) = 0.840 W/kg


Zoom Scan (5x5x7)/Cube 0: Measurement grid: dx=8mm, dy=8mm, dz=5mm

Reference Value = 12.07 V/m; Power Drift = -0.12 dB

Peak SAR (extrapolated) = 1.49 W/kg

SAR(1 g) = 0.748 W/kg; SAR(10 g) = 0.370 W/kg

Maximum value of SAR (measured) = 0.843 W/kg



0 dB = 0.843 W/kg = -0.74 dBW/kg

Test Plot 94#: Antenna 1(Up Antenna)_LTE Band 2_Head Left Cheek_High_1RB**DUT: LTE SMARTPHONE; Type: RG850; Serial: 18071000621**

Communication System: Generic FDD-LTE; Frequency: 1900 MHz; Duty Cycle: 1:1
Medium parameters used: $f = 1900$ MHz; $\sigma = 1.394$ S/m; $\epsilon_r = 40.329$; $\rho = 1000$ kg/m³ ;
Phantom section: Left Section

DASY5 Configuration:

- Probe: EX3DV4 - SN7431; ConvF(8.24, 8.24, 8.24); Calibrated: 2017/9/30;
- Sensor-Surface: 1.4mm (Mechanical Surface Detection)
- Electronics: DAE4 Sn772; Calibrated: 2017/10/9
- Phantom: Twin SAM; Type: Twin SAM V5.0; Serial: 1412
- Measurement SW: DASY52, Version 52.8 (8);

Area Scan (131x71x1): Interpolated grid: dx=1.500 mm, dy=1.500 mm

Maximum value of SAR (interpolated) = 0.843 W/kg

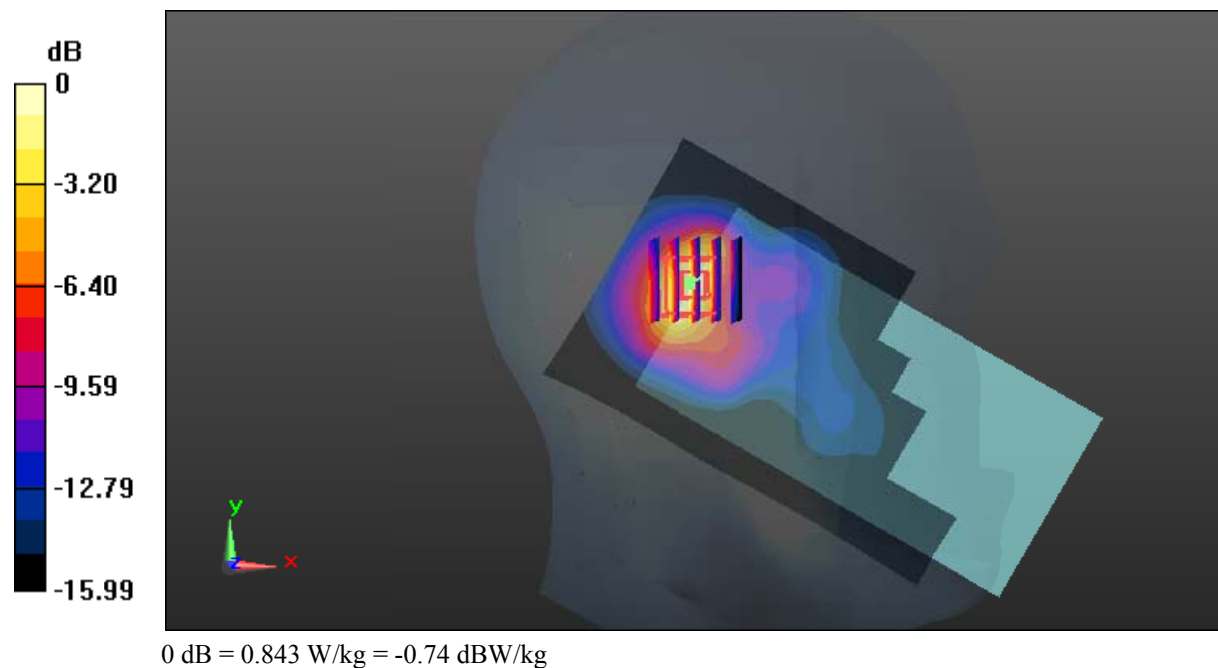
Zoom Scan (5x5x7)/Cube 0: Measurement grid: dx=8mm, dy=8mm, dz=5mm

Reference Value = 18.84 V/m; Power Drift = 0.03 dB

Peak SAR (extrapolated) = 1.73 W/kg

SAR(1 g) = 0.806 W/kg; SAR(10 g) = 0.384 W/kg

Maximum value of SAR (measured) = 0.843 W/kg



Test Plot 95#: Antenna 1(Up Antenna)_LTE Band 2_Head Left Cheek_Middle_50%RB**DUT: LTE SMARTPHONE; Type: RG850; Serial: 18071000621**

Communication System: Generic FDD-LTE; Frequency: 1880 MHz; Duty Cycle: 1:1
Medium parameters used: $f = 1880$ MHz; $\sigma = 1.368$ S/m; $\epsilon_r = 40.406$; $\rho = 1000$ kg/m³ ;
Phantom section: Left Section

DASY5 Configuration:

- Probe: EX3DV4 - SN7431; ConvF(8.24, 8.24, 8.24); Calibrated: 2017/9/30;
- Sensor-Surface: 1.4mm (Mechanical Surface Detection)
- Electronics: DAE4 Sn772; Calibrated: 2017/10/9
- Phantom: Twin SAM; Type: Twin SAM V5.0; Serial: 1412
- Measurement SW: DASY52, Version 52.8 (8);

Area Scan (131x71x1): Interpolated grid: dx=1.500 mm, dy=1.500 mm

Maximum value of SAR (interpolated) = 0.684 W/kg


Zoom Scan (5x5x7)/Cube 0: Measurement grid: dx=8mm, dy=8mm, dz=5mm

Reference Value = 10.54 V/m; Power Drift = -0.04 dB

Peak SAR (extrapolated) = 1.13 W/kg

SAR(1 g) = 0.563 W/kg; SAR(10 g) = 0.278 W/kg

Maximum value of SAR (measured) = 0.636 W/kg



0 dB = 0.636 W/kg = -1.97 dBW/kg

Test Plot 96#: Antenna 1(Up Antenna)_LTE Band 2_Head Left Tilt_Middle_1RB**DUT: LTE SMARTPHONE; Type: RG850; Serial: 18071000621**

Communication System: Generic FDD-LTE; Frequency: 1880 MHz; Duty Cycle: 1:1
Medium parameters used: $f = 1880$ MHz; $\sigma = 1.368$ S/m; $\epsilon_r = 40.406$; $\rho = 1000$ kg/m³ ;
Phantom section: Left Section

DASY5 Configuration:

- Probe: EX3DV4 - SN7431; ConvF(8.24, 8.24, 8.24); Calibrated: 2017/9/30;
- Sensor-Surface: 1.4mm (Mechanical Surface Detection)
- Electronics: DAE4 Sn772; Calibrated: 2017/10/9
- Phantom: Twin SAM; Type: Twin SAM V5.0; Serial: 1412
- Measurement SW: DASY52, Version 52.8 (8);

Area Scan (121x71x1): Interpolated grid: dx=1.500 mm, dy=1.500 mm

Maximum value of SAR (interpolated) = 0.836 W/kg

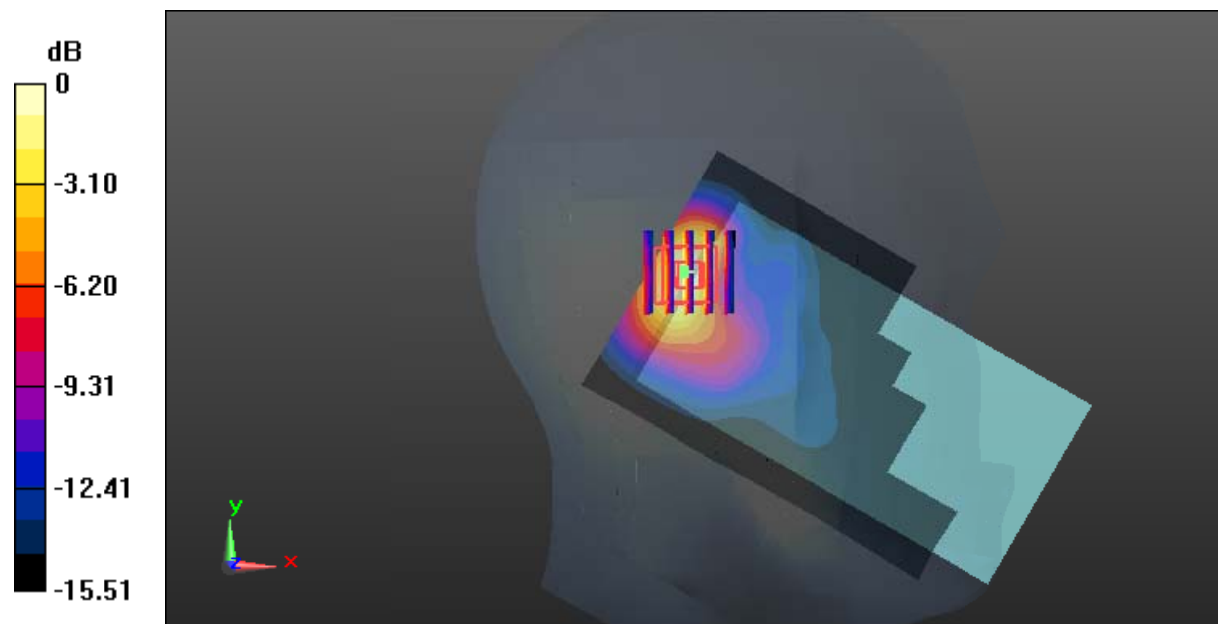
Zoom Scan (5x5x7)/Cube 0: Measurement grid: dx=8mm, dy=8mm, dz=5mm

Reference Value = 16.27 V/m; Power Drift = 0.02 dB

Peak SAR (extrapolated) = 1.35 W/kg

SAR(1 g) = 0.715 W/kg; SAR(10 g) = 0.367 W/kg

Maximum value of SAR (measured) = 0.780 W/kg



0 dB = 0.780 W/kg = -1.08 dBW/kg

Test Plot 97#: Antenna 1(Up Antenna)_LTE Band 2_Head Left Tilt_Middle_50%RB**DUT: LTE SMARTPHONE; Type: RG850; Serial: 18071000621**

Communication System: Generic FDD-LTE; Frequency: 1880 MHz; Duty Cycle: 1:1
Medium parameters used: $f = 1880$ MHz; $\sigma = 1.368$ S/m; $\epsilon_r = 40.406$; $\rho = 1000$ kg/m³ ;
Phantom section: Left Section

DASY5 Configuration:

- Probe: EX3DV4 - SN7431; ConvF(8.24, 8.24, 8.24); Calibrated: 2017/9/30;
- Sensor-Surface: 1.4mm (Mechanical Surface Detection)
- Electronics: DAE4 Sn772; Calibrated: 2017/10/9
- Phantom: Twin SAM; Type: Twin SAM V5.0; Serial: 1412
- Measurement SW: DASY52, Version 52.8 (8);

Area Scan (121x71x1): Interpolated grid: dx=1.500 mm, dy=1.500 mm

Maximum value of SAR (interpolated) = 0.661 W/kg

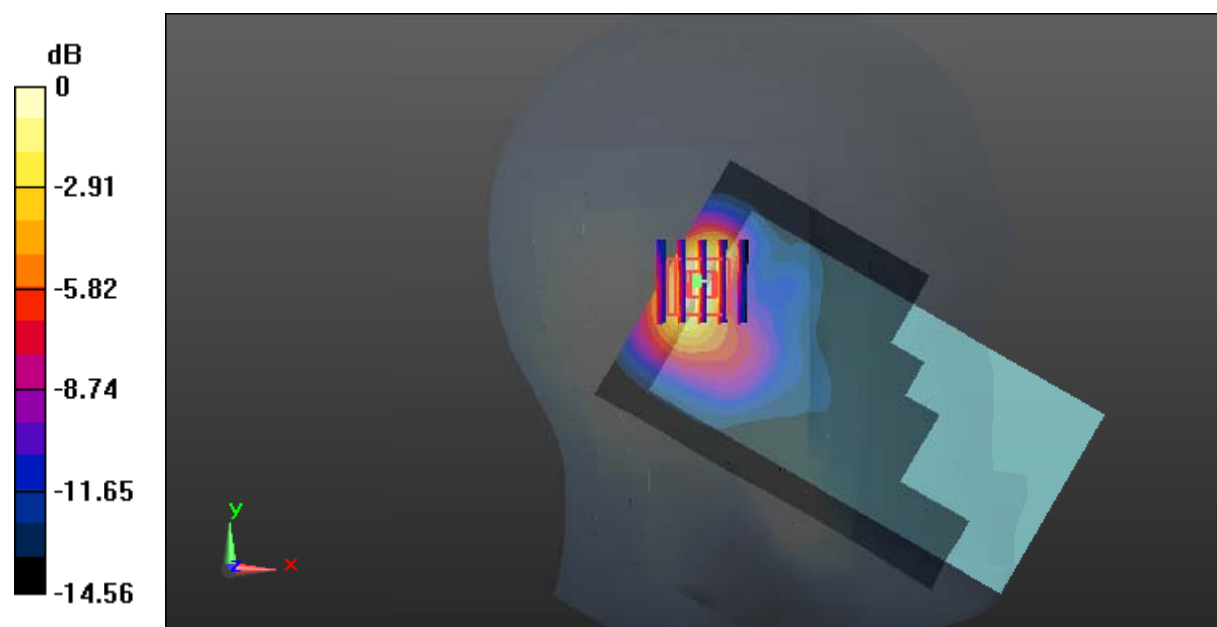
Zoom Scan (5x5x7)/Cube 0: Measurement grid: dx=8mm, dy=8mm, dz=5mm

Reference Value = 14.26 V/m; Power Drift = -0.01 dB

Peak SAR (extrapolated) = 1.03 W/kg

SAR(1 g) = 0.541 W/kg; SAR(10 g) = 0.277 W/kg

Maximum value of SAR (measured) = 0.587 W/kg



0 dB = 0.587 W/kg = -2.31 dBW/kg

Test Plot 98#: Antenna 1(Up Antenna)_LTE Band 2_Head Right Cheek_Middle_1RB**DUT: LTE SMARTPHONE; Type: RG850; Serial: 18071000621**

Communication System: Generic FDD-LTE; Frequency: 1880 MHz; Duty Cycle: 1:1
Medium parameters used: $f = 1880$ MHz; $\sigma = 1.368$ S/m; $\epsilon_r = 40.406$; $\rho = 1000$ kg/m³ ;
Phantom section: Right Section

DASY5 Configuration:

- Probe: EX3DV4 - SN7431; ConvF(8.24, 8.24, 8.24); Calibrated: 2017/9/30;
- Sensor-Surface: 1.4mm (Mechanical Surface Detection)
- Electronics: DAE4 Sn772; Calibrated: 2017/10/9
- Phantom: Twin SAM; Type: Twin SAM V5.0; Serial: 1412
- Measurement SW: DASY52, Version 52.8 (8);

Area Scan (121x71x1): Interpolated grid: dx=1.500 mm, dy=1.500 mm

Maximum value of SAR (interpolated) = 0.215 W/kg

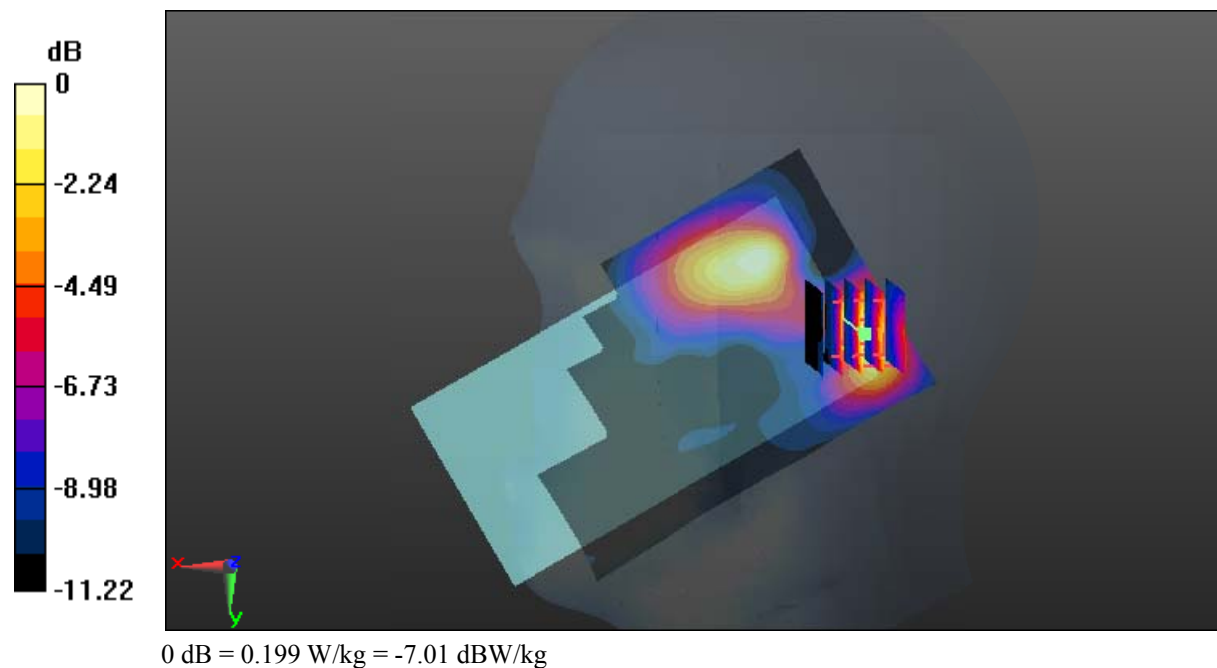
Zoom Scan (5x5x7)/Cube 0: Measurement grid: dx=8mm, dy=8mm, dz=5mm

Reference Value = 5.700 V/m; Power Drift = -0.12 dB

Peak SAR (extrapolated) = 0.398 W/kg

SAR(1 g) = 0.185 W/kg; SAR(10 g) = 0.092 W/kg

Maximum value of SAR (measured) = 0.199 W/kg



Test Plot 99#: Antenna 1(Up Antenna)_LTE Band 2_Head Right Cheek_Middle_50%RB**DUT: LTE SMARTPHONE; Type: RG850; Serial: 18071000621**

Communication System: Generic FDD-LTE; Frequency: 1880 MHz; Duty Cycle: 1:1
Medium parameters used: $f = 1880$ MHz; $\sigma = 1.368$ S/m; $\epsilon_r = 40.406$; $\rho = 1000$ kg/m³ ;
Phantom section: Right Section

DASY5 Configuration:

- Probe: EX3DV4 - SN7431; ConvF(8.24, 8.24, 8.24); Calibrated: 2017/9/30;
- Sensor-Surface: 1.4mm (Mechanical Surface Detection)
- Electronics: DAE4 Sn772; Calibrated: 2017/10/9
- Phantom: Twin SAM; Type: Twin SAM V5.0; Serial: 1412
- Measurement SW: DASY52, Version 52.8 (8);

Area Scan (121x71x1): Interpolated grid: dx=1.500 mm, dy=1.500 mm

Maximum value of SAR (interpolated) = 0.165 W/kg

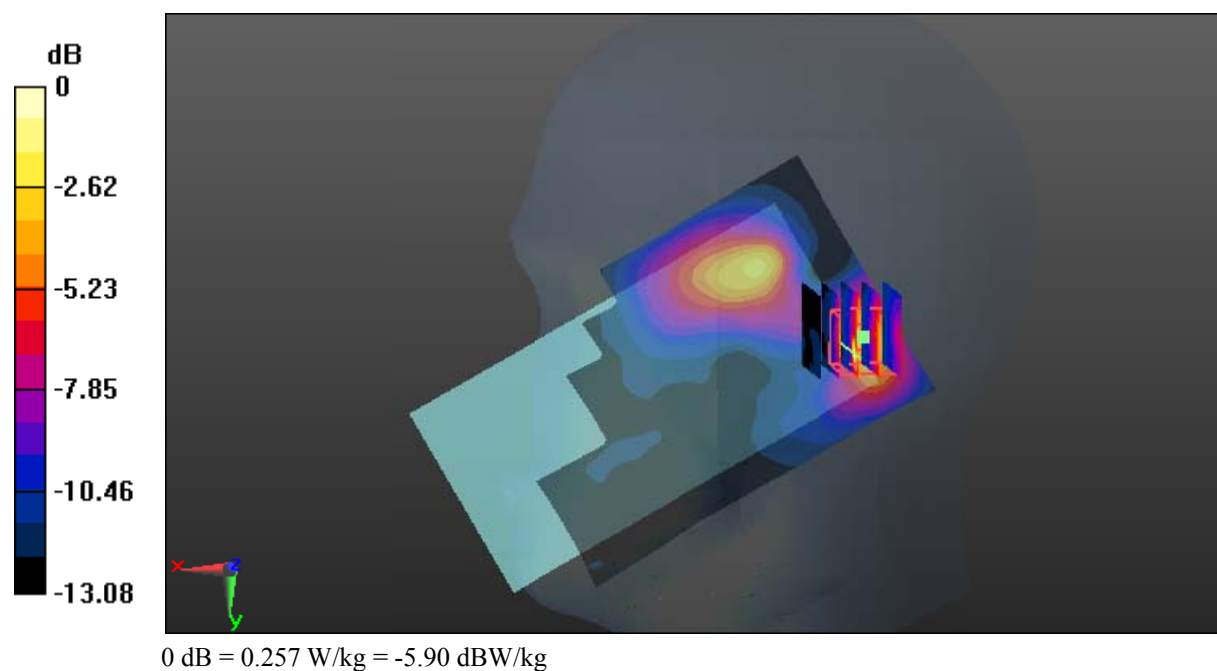
Zoom Scan (5x5x7)/Cube 0: Measurement grid: dx=8mm, dy=8mm, dz=5mm

Reference Value = 5.048 V/m; Power Drift = -0.05 dB

Peak SAR (extrapolated) = 0.320 W/kg

SAR(1 g) = 0.152 W/kg; SAR(10 g) = 0.081 W/kg

Maximum value of SAR (measured) = 0.257 W/kg



Test Plot 100#: Antenna 1(Up Antenna)_LTE Band 2_Head Right Tilt_Middle_1RB**DUT: LTE SMARTPHONE; Type: RG850; Serial: 18071000621**

Communication System: Generic FDD-LTE; Frequency: 1880 MHz; Duty Cycle: 1:1
Medium parameters used: $f = 1880$ MHz; $\sigma = 1.368$ S/m; $\epsilon_r = 40.406$; $\rho = 1000$ kg/m³ ;
Phantom section: Right Section

DASY5 Configuration:

- Probe: EX3DV4 - SN7431; ConvF(8.24, 8.24, 8.24); Calibrated: 2017/9/30;
- Sensor-Surface: 1.4mm (Mechanical Surface Detection)
- Electronics: DAE4 Sn772; Calibrated: 2017/10/9
- Phantom: Twin SAM; Type: Twin SAM V5.0; Serial: 1412
- Measurement SW: DASY52, Version 52.8 (8);

Area Scan (121x71x1): Interpolated grid: dx=1.500 mm, dy=1.500 mm

Maximum value of SAR (interpolated) = 0.224 W/kg

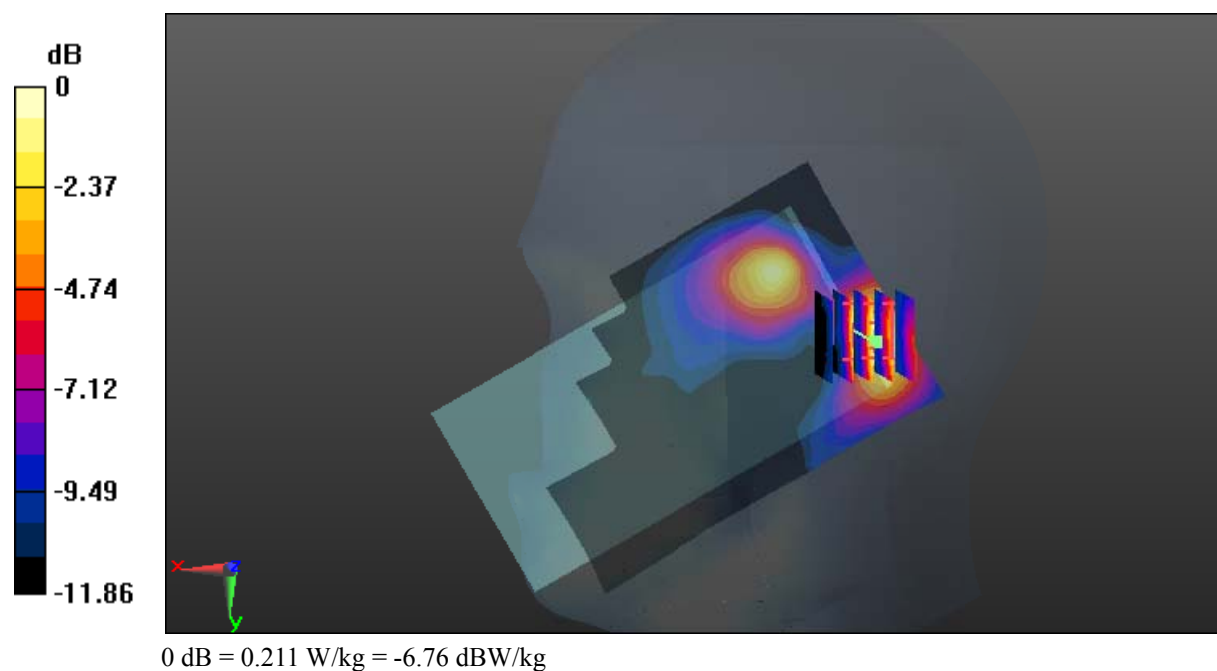
Zoom Scan (5x5x7)/Cube 0: Measurement grid: dx=8mm, dy=8mm, dz=5mm

Reference Value = 3.842 V/m; Power Drift = 0.15 dB

Peak SAR (extrapolated) = 0.475 W/kg

SAR(1 g) = 0.206 W/kg; SAR(10 g) = 0.103 W/kg

Maximum value of SAR (measured) = 0.211 W/kg



Test Plot 101#: Antenna 1(Up Antenna)_LTE Band 2_Head Right Tilt_Middle_50%RB**DUT: LTE SMARTPHONE; Type: RG850; Serial: 18071000621**

Communication System: Generic FDD-LTE; Frequency: 1880 MHz; Duty Cycle: 1:1
Medium parameters used: $f = 1880$ MHz; $\sigma = 1.368$ S/m; $\epsilon_r = 40.406$; $\rho = 1000$ kg/m³ ;
Phantom section: Right Section

DASY5 Configuration:

- Probe: EX3DV4 - SN7431; ConvF(8.24, 8.24, 8.24); Calibrated: 2017/9/30;
- Sensor-Surface: 1.4mm (Mechanical Surface Detection)
- Electronics: DAE4 Sn772; Calibrated: 2017/10/9
- Phantom: Twin SAM; Type: Twin SAM V5.0; Serial: 1412
- Measurement SW: DASY52, Version 52.8 (8);

Area Scan (121x71x1): Interpolated grid: dx=1.500 mm, dy=1.500 mm

Maximum value of SAR (interpolated) = 0.162 W/kg

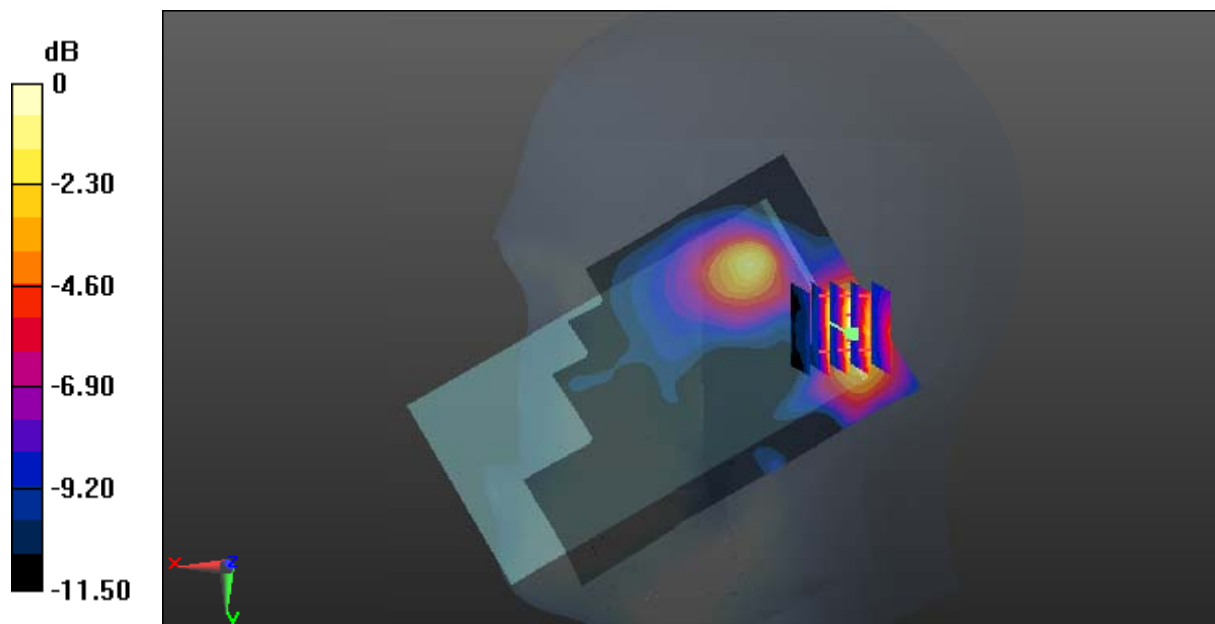
Zoom Scan (5x5x7)/Cube 0: Measurement grid: dx=8mm, dy=8mm, dz=5mm

Reference Value = 3.547 V/m; Power Drift = -0.06 dB

Peak SAR (extrapolated) = 0.326 W/kg

SAR(1 g) = 0.158 W/kg; SAR(10 g) = 0.080 W/kg

Maximum value of SAR (measured) = 0.168 W/kg



Test Plot 102#: Antenna 1(Up Antenna)_LTE Band 2_Body Back_Low_1RB**DUT: LTE SMARTPHONE; Type: RG850; Serial: 18071000621**

Communication System: Generic FDD-LTE; Frequency: 1860 MHz; Duty Cycle: 1:1
Medium parameters used: $f = 1860$ MHz; $\sigma = 1.47$ S/m; $\epsilon_r = 54.416$; $\rho = 1000$ kg/m³ ;
Phantom section: Left Section

DASY5 Configuration:

- Probe: EX3DV4 - SN7431; ConvF(8, 8, 8); Calibrated: 2017/9/30;
- Sensor-Surface: 1.4mm (Mechanical Surface Detection)
- Electronics: DAE4 Sn772; Calibrated: 2017/10/9
- Phantom: Triple Flat Phantom 5.1C; Type: QD 000 P51 CA; Serial: 1130
- Measurement SW: DASY52, Version 52.8 (8);

Area Scan (131x71x1): Interpolated grid: dx=1.500 mm, dy=1.500 mm

Maximum value of SAR (interpolated) = 0.642 W/kg

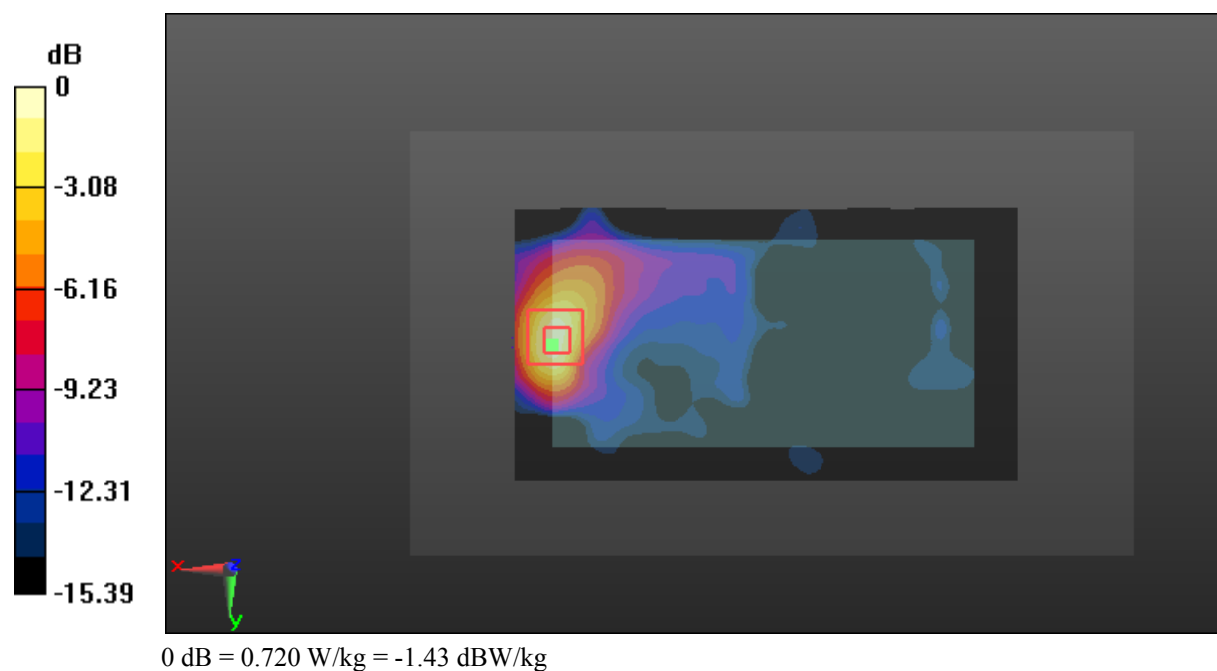
Zoom Scan (5x5x7)/Cube 0: Measurement grid: dx=8mm, dy=8mm, dz=5mm

Reference Value = 5.101 V/m; Power Drift = -0.13 dB

Peak SAR (extrapolated) = 1.09 W/kg

SAR(1 g) = 0.638 W/kg; SAR(10 g) = 0.331 W/kg

Maximum value of SAR (measured) = 0.720 W/kg



Test Plot 103#: Antenna 1(Up Antenna)_LTE Band 2_Body Back_Middle_1RB**DUT: LTE SMARTPHONE; Type: RG850; Serial: 18071000621**

Communication System: Generic FDD-LTE; Frequency: 1880 MHz; Duty Cycle: 1:1
Medium parameters used: $f = 1880$ MHz; $\sigma = 1.488$ S/m; $\epsilon_r = 54.158$; $\rho = 1000$ kg/m³ ;
Phantom section: Left Section

DASY5 Configuration:

- Probe: EX3DV4 - SN7431; ConvF(8, 8, 8); Calibrated: 2017/9/30;
- Sensor-Surface: 1.4mm (Mechanical Surface Detection)
- Electronics: DAE4 Sn772; Calibrated: 2017/10/9
- Phantom: Triple Flat Phantom 5.1C; Type: QD 000 P51 CA; Serial: 1130
- Measurement SW: DASY52, Version 52.8 (8);

Area Scan (141x71x1): Interpolated grid: dx=1.500 mm, dy=1.500 mm

Maximum value of SAR (interpolated) = 1.09 W/kg

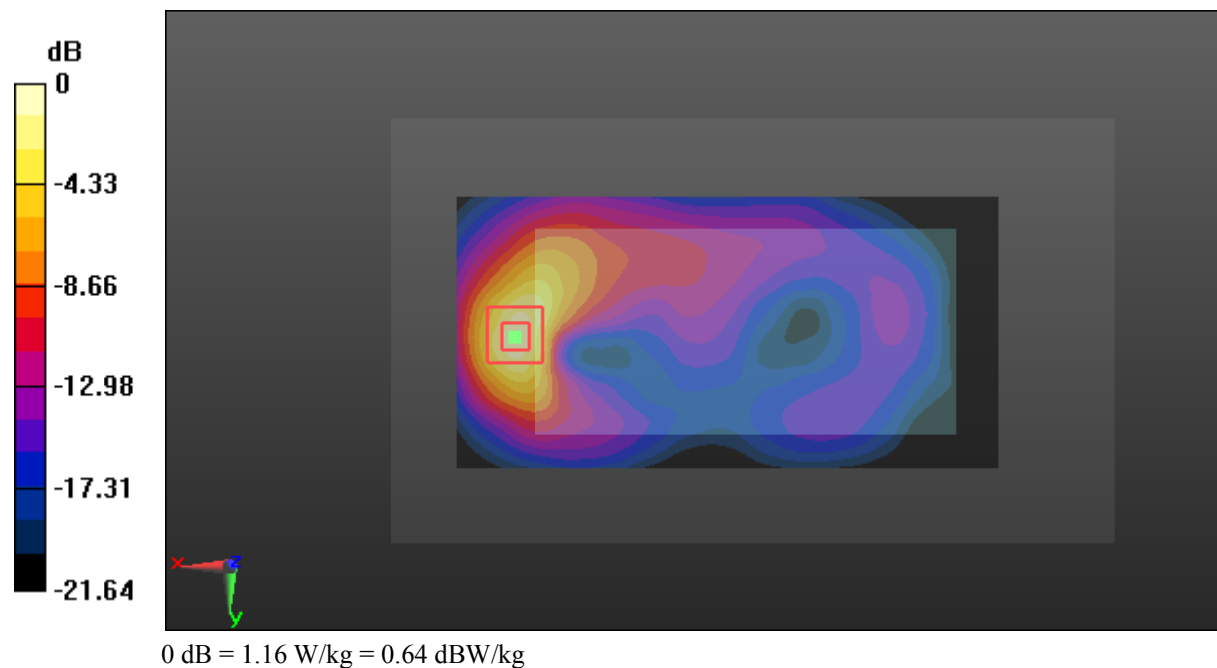
Zoom Scan (5x5x7)/Cube 0: Measurement grid: dx=8mm, dy=8mm, dz=5mm

Reference Value = 4.055 V/m; Power Drift = -0.10 dB

Peak SAR (extrapolated) = 1.38 W/kg

SAR(1 g) = 0.749 W/kg; SAR(10 g) = 0.376 W/kg

Maximum value of SAR (measured) = 1.16 W/kg



Test Plot 104#: Antenna 1(Up Antenna)_LTE Band 2_Body Back_High_1RB**DUT: LTE SMARTPHONE; Type: RG850; Serial: 18071000621**

Communication System: Generic FDD-LTE; Frequency: 1900 MHz; Duty Cycle: 1:1
Medium parameters used: $f = 1900$ MHz; $\sigma = 1.513$ S/m; $\epsilon_r = 54.069$; $\rho = 1000$ kg/m³ ;
Phantom section: Left Section

DASY5 Configuration:

- Probe: EX3DV4 - SN7431; ConvF(8, 8, 8); Calibrated: 2017/9/30;
- Sensor-Surface: 1.4mm (Mechanical Surface Detection)
- Electronics: DAE4 Sn772; Calibrated: 2017/10/9
- Phantom: Triple Flat Phantom 5.1C; Type: QD 000 P51 CA; Serial: 1130
- Measurement SW: DASY52, Version 52.8 (8);

Area Scan (131x71x1): Interpolated grid: dx=1.500 mm, dy=1.500 mm

Maximum value of SAR (interpolated) = 0.772 W/kg

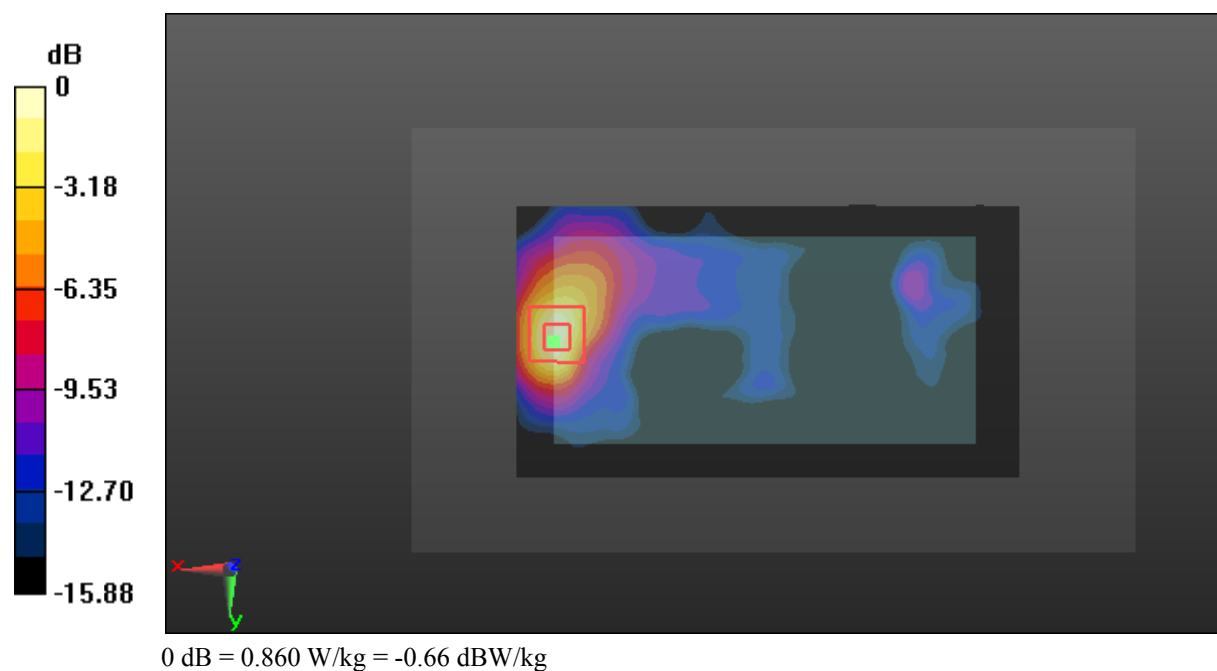
Zoom Scan (5x5x7)/Cube 0: Measurement grid: dx=8mm, dy=8mm, dz=5mm

Reference Value = 5.015 V/m; Power Drift = 0.02 dB

Peak SAR (extrapolated) = 1.32 W/kg

SAR(1 g) = 0.745 W/kg; SAR(10 g) = 0.383 W/kg

Maximum value of SAR (measured) = 0.860 W/kg



Test Plot 105#: Antenna 1(Up Antenna)_LTE Band 2_Body Back_Middle_50%RB**DUT: LTE SMARTPHONE; Type: RG850; Serial: 18071000621**

Communication System: Generic FDD-LTE; Frequency: 1880 MHz; Duty Cycle: 1:1
Medium parameters used: $f = 1880$ MHz; $\sigma = 1.488$ S/m; $\epsilon_r = 54.158$; $\rho = 1000$ kg/m³ ;
Phantom section: Left Section

DASY5 Configuration:

- Probe: EX3DV4 - SN7431; ConvF(8, 8, 8); Calibrated: 2017/9/30;
- Sensor-Surface: 1.4mm (Mechanical Surface Detection)
- Electronics: DAE4 Sn772; Calibrated: 2017/10/9
- Phantom: Triple Flat Phantom 5.1C; Type: QD 000 P51 CA; Serial: 1130
- Measurement SW: DASY52, Version 52.8 (8);

Area Scan (141x71x1): Interpolated grid: dx=1.500 mm, dy=1.500 mm

Maximum value of SAR (interpolated) = 0.819 W/kg


Zoom Scan (5x5x7)/Cube 0: Measurement grid: dx=8mm, dy=8mm, dz=5mm

Reference Value = 3.500 V/m; Power Drift = -0.04 dB

Peak SAR (extrapolated) = 1.01 W/kg

SAR(1 g) = 0.545 W/kg; SAR(10 g) = 0.273 W/kg

Maximum value of SAR (measured) = 0.851 W/kg



Test Plot 106#: Antenna 1(Up Antenna)_LTE Band 2_Body Left_Middle_1RB

DUT: LTE SMARTPHONE; Type: RG850; Serial: 18071000621

Communication System: Generic FDD-LTE; Frequency: 1880 MHz; Duty Cycle: 1:1
 Medium parameters used: $f = 1880$ MHz; $\sigma = 1.488$ S/m; $\epsilon_r = 54.158$; $\rho = 1000$ kg/m³ ;
 Phantom section: Left Section

DASY5 Configuration:

- Probe: EX3DV4 - SN7431; ConvF(8, 8, 8); Calibrated: 2017/9/30;
- Sensor-Surface: 1.4mm (Mechanical Surface Detection)
- Electronics: DAE4 Sn772; Calibrated: 2017/10/9
- Phantom: Triple Flat Phantom 5.1C; Type: QD 000 P51 CA; Serial: 1130
- Measurement SW: DASY52, Version 52.8 (8);

Area Scan (131x41x1): Interpolated grid: dx=1.500 mm, dy=1.500 mm

Maximum value of SAR (interpolated) = 0.192 W/kg


Zoom Scan (5x5x7)/Cube 0: Measurement grid: dx=8mm, dy=8mm, dz=5mm

Reference Value = 7.080 V/m; Power Drift = -0.18 dB

Peak SAR (extrapolated) = 0.221 W/kg

SAR(1 g) = 0.130 W/kg; SAR(10 g) = 0.075 W/kg

Maximum value of SAR (measured) = 0.186 W/kg



Test Plot 107#: Antenna 1(Up Antenna)_LTE Band 2_Body Left_Middle_50%RB

DUT: LTE SMARTPHONE; Type: RG850; Serial: 18071000621

Communication System: Generic FDD-LTE; Frequency: 1880 MHz; Duty Cycle: 1:1
 Medium parameters used: $f = 1880$ MHz; $\sigma = 1.488$ S/m; $\epsilon_r = 54.158$; $\rho = 1000$ kg/m³ ;
 Phantom section: Left Section

DASY5 Configuration:

- Probe: EX3DV4 - SN7431; ConvF(8, 8, 8); Calibrated: 2017/9/30;
- Sensor-Surface: 1.4mm (Mechanical Surface Detection)
- Electronics: DAE4 Sn772; Calibrated: 2017/10/9
- Phantom: Triple Flat Phantom 5.1C; Type: QD 000 P51 CA; Serial: 1130
- Measurement SW: DASY52, Version 52.8 (8);

Area Scan (131x41x1): Interpolated grid: dx=1.500 mm, dy=1.500 mm

Maximum value of SAR (interpolated) = 0.141 W/kg


Zoom Scan (5x5x7)/Cube 0: Measurement grid: dx=8mm, dy=8mm, dz=5mm

Reference Value = 5.949 V/m; Power Drift = -0.10 dB

Peak SAR (extrapolated) = 0.167 W/kg

SAR(1 g) = 0.097 W/kg; SAR(10 g) = 0.056 W/kg

Maximum value of SAR (measured) = 0.141 W/kg



Test Plot 108#: Antenna 1(Up Antenna)_LTE Band 2_Body Top_Middle_1RB**DUT: LTE SMARTPHONE; Type: RG850; Serial: 18071000621**

Communication System: Generic FDD-LTE; Frequency: 1880 MHz; Duty Cycle: 1:1
Medium parameters used: $f = 1880$ MHz; $\sigma = 1.488$ S/m; $\epsilon_r = 54.158$; $\rho = 1000$ kg/m³ ;
Phantom section: Left Section

DASY5 Configuration:

- Probe: EX3DV4 - SN7431; ConvF(8, 8, 8); Calibrated: 2017/9/30;
- Sensor-Surface: 1.4mm (Mechanical Surface Detection)
- Electronics: DAE4 Sn772; Calibrated: 2017/10/9
- Phantom: Triple Flat Phantom 5.1C; Type: QD 000 P51 CA; Serial: 1130
- Measurement SW: DASY52, Version 52.8 (8);

Area Scan (41x71x1): Interpolated grid: dx=1.500 mm, dy=1.500 mm

Maximum value of SAR (interpolated) = 0.567 W/kg

Zoom Scan (5x5x7)/Cube 0: Measurement grid: dx=8mm, dy=8mm, dz=5mm

Reference Value = 19.44 V/m; Power Drift = -0.11 dB

Peak SAR (extrapolated) = 0.660 W/kg

SAR(1 g) = 0.376 W/kg; SAR(10 g) = 0.204 W/kg

Maximum value of SAR (measured) = 0.563 W/kg



Test Plot 109#: Antenna 1(Up Antenna)_LTE Band 2_Body Top_Middle_50%RB

DUT: LTE SMARTPHONE; Type: RG850; Serial: 18071000621

Communication System: Generic FDD-LTE; Frequency: 1880 MHz; Duty Cycle: 1:1
 Medium parameters used: $f = 1880$ MHz; $\sigma = 1.488$ S/m; $\epsilon_r = 54.158$; $\rho = 1000$ kg/m³ ;
 Phantom section: Left Section

DASY5 Configuration:

- Probe: EX3DV4 - SN7431; ConvF(8, 8, 8); Calibrated: 2017/9/30;
- Sensor-Surface: 1.4mm (Mechanical Surface Detection)
- Electronics: DAE4 Sn772; Calibrated: 2017/10/9
- Phantom: Triple Flat Phantom 5.1C; Type: QD 000 P51 CA; Serial: 1130
- Measurement SW: DASY52, Version 52.8 (8);

Area Scan (41x71x1): Interpolated grid: dx=1.500 mm, dy=1.500 mm

Maximum value of SAR (interpolated) = 0.446 W/kg


Zoom Scan (5x5x7)/Cube 0: Measurement grid: dx=8mm, dy=8mm, dz=5mm

Reference Value = 15.63 V/m; Power Drift = 0.05 dB

Peak SAR (extrapolated) = 0.518 W/kg

SAR(1 g) = 0.291 W/kg; SAR(10 g) = 0.157 W/kg

Maximum value of SAR (measured) = 0.439 W/kg



Test Plot 110#: Antenna 2(Down Antenna)_LTE Band 2_Head Left Cheek_Low_1RB**DUT: LTE SMARTPHONE; Type: RG850; Serial: 18071000621**

Communication System: Generic FDD-LTE; Frequency: 1860 MHz; Duty Cycle: 1:1
Medium parameters used: $f = 1860$ MHz; $\sigma = 1.349$ S/m; $\epsilon_r = 40.614$; $\rho = 1000$ kg/m³ ;
Phantom section: Left Section

DASY5 Configuration:

- Probe: EX3DV4 - SN7431; ConvF(8.24, 8.24, 8.24); Calibrated: 2017/9/30;
- Sensor-Surface: 1.4mm (Mechanical Surface Detection)
- Electronics: DAE4 Sn772; Calibrated: 2017/10/9
- Phantom: Twin SAM; Type: Twin SAM V5.0; Serial: 1412
- Measurement SW: DASY52, Version 52.8 (8);

Area Scan (121x71x1): Interpolated grid: dx=1.500 mm, dy=1.500 mm

Maximum value of SAR (interpolated) = 0.154 W/kg


Zoom Scan (5x5x7)/Cube 0: Measurement grid: dx=8mm, dy=8mm, dz=5mm

Reference Value = 7.130 V/m; Power Drift = -0.20 dB

Peak SAR (extrapolated) = 0.148 W/kg

SAR(1 g) = 0.098 W/kg; SAR(10 g) = 0.067 W/kg

Maximum value of SAR (measured) = 0.110 W/kg



0 dB = 0.110 W/kg = -9.59 dBW/kg

Test Plot 111#: Antenna 2(Down Antenna)_LTE Band 2_Head Left Cheek_Middle_1RB**DUT: LTE SMARTPHONE; Type: RG850; Serial: 18071000621**

Communication System: Generic FDD-LTE; Frequency: 1880 MHz; Duty Cycle: 1:1
Medium parameters used: $f = 1880$ MHz; $\sigma = 1.368$ S/m; $\epsilon_r = 40.406$; $\rho = 1000$ kg/m³ ;
Phantom section: Left Section

DASY5 Configuration:

- Probe: EX3DV4 - SN7431; ConvF(8.24, 8.24, 8.24); Calibrated: 2017/9/30;
- Sensor-Surface: 1.4mm (Mechanical Surface Detection)
- Electronics: DAE4 Sn772; Calibrated: 2017/10/9
- Phantom: Twin SAM; Type: Twin SAM V5.0; Serial: 1412
- Measurement SW: DASY52, Version 52.8 (8);

Area Scan (121x71x1): Interpolated grid: dx=1.500 mm, dy=1.500 mm

Maximum value of SAR (interpolated) = 0.132 W/kg


Zoom Scan (5x5x7)/Cube 0: Measurement grid: dx=8mm, dy=8mm, dz=5mm

Reference Value = 6.971 V/m; Power Drift = -0.08 dB

Peak SAR (extrapolated) = 0.170 W/kg

SAR(1 g) = 0.109 W/kg; SAR(10 g) = 0.067 W/kg

Maximum value of SAR (measured) = 0.103 W/kg



0 dB = 0.103 W/kg = -9.87 dBW/kg

Test Plot 112#: Antenna 2(Down Antenna)_LTE Band 2_Head Left Cheek_High_1RB**DUT: LTE SMARTPHONE; Type: RG850; Serial: 18071000621**

Communication System: Generic FDD-LTE; Frequency: 1900 MHz; Duty Cycle: 1:1
Medium parameters used: $f = 1900$ MHz; $\sigma = 1.394$ S/m; $\epsilon_r = 40.329$; $\rho = 1000$ kg/m³ ;
Phantom section: Left Section

DASY5 Configuration:

- Probe: EX3DV4 - SN7431; ConvF(8.24, 8.24, 8.24); Calibrated: 2017/9/30;
- Sensor-Surface: 1.4mm (Mechanical Surface Detection)
- Electronics: DAE4 Sn772; Calibrated: 2017/10/9
- Phantom: Twin SAM; Type: Twin SAM V5.0; Serial: 1412
- Measurement SW: DASY52, Version 52.8 (8);

Area Scan (121x71x1): Interpolated grid: dx=1.500 mm, dy=1.500 mm

Maximum value of SAR (interpolated) = 0.134 W/kg


Zoom Scan (5x5x7)/Cube 0: Measurement grid: dx=8mm, dy=8mm, dz=5mm

Reference Value = 6.699 V/m; Power Drift = 0.04 dB

Peak SAR (extrapolated) = 0.181 W/kg

SAR(1 g) = 0.119 W/kg; SAR(10 g) = 0.069 W/kg

Maximum value of SAR (measured) = 0.143 W/kg



0 dB = 0.143 W/kg = -8.45 dBW/kg

Test Plot 113#: Antenna 2(Down Antenna)_LTE Band 2_Head Left Cheek_Middle_50%RB**DUT: LTE SMARTPHONE; Type: RG850; Serial: 18071000621**

Communication System: Generic FDD-LTE; Frequency: 1880 MHz; Duty Cycle: 1:1
Medium parameters used: $f = 1880$ MHz; $\sigma = 1.368$ S/m; $\epsilon_r = 40.406$; $\rho = 1000$ kg/m³ ;
Phantom section: Left Section

DASY5 Configuration:

- Probe: EX3DV4 - SN7431; ConvF(8.24, 8.24, 8.24); Calibrated: 2017/9/30;
- Sensor-Surface: 1.4mm (Mechanical Surface Detection)
- Electronics: DAE4 Sn772; Calibrated: 2017/10/9
- Phantom: Twin SAM; Type: Twin SAM V5.0; Serial: 1412
- Measurement SW: DASY52, Version 52.8 (8);

Area Scan (121x71x1): Interpolated grid: dx=1.500 mm, dy=1.500 mm

Maximum value of SAR (interpolated) = 0.107 W/kg


Zoom Scan (5x5x7)/Cube 0: Measurement grid: dx=8mm, dy=8mm, dz=5mm

Reference Value = 6.169 V/m; Power Drift = 0.17 dB

Peak SAR (extrapolated) = 0.173 W/kg

SAR(1 g) = 0.070 W/kg; SAR(10 g) = 0.047 W/kg

Maximum value of SAR (measured) = 0.0776 W/kg



0 dB = 0.0776 W/kg = -11.10 dBW/kg

Test Plot 114#: Antenna 2(Down Antenna)_LTE Band 2_Head Left Tilt_Middle_1RB**DUT: LTE SMARTPHONE; Type: RG850; Serial: 18071000621**

Communication System: Generic FDD-LTE; Frequency: 1880 MHz; Duty Cycle: 1:1
Medium parameters used: $f = 1880$ MHz; $\sigma = 1.368$ S/m; $\epsilon_r = 40.406$; $\rho = 1000$ kg/m³ ;
Phantom section: Left Section

DASY5 Configuration:

- Probe: EX3DV4 - SN7431; ConvF(8.24, 8.24, 8.24); Calibrated: 2017/9/30;
- Sensor-Surface: 1.4mm (Mechanical Surface Detection)
- Electronics: DAE4 Sn772; Calibrated: 2017/10/9
- Phantom: Twin SAM; Type: Twin SAM V5.0; Serial: 1412
- Measurement SW: DASY52, Version 52.8 (8);

Area Scan (121x71x1): Interpolated grid: dx=1.500 mm, dy=1.500 mm

Maximum value of SAR (interpolated) = 0.711 W/kg

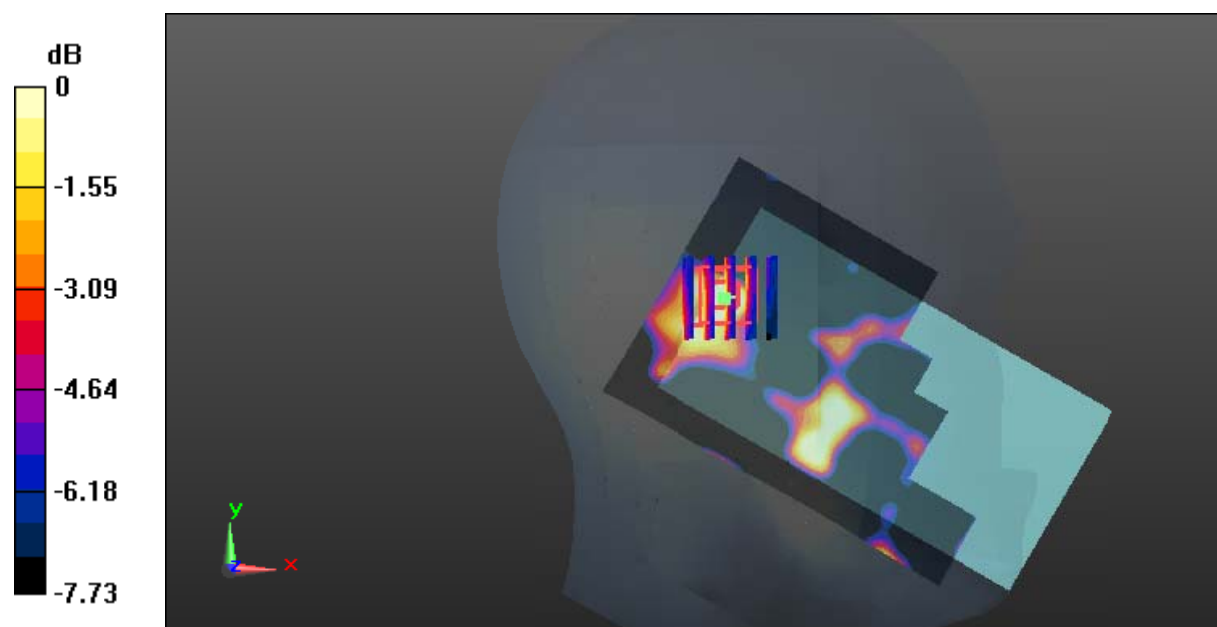
Zoom Scan (5x5x7)/Cube 0: Measurement grid: dx=8mm, dy=8mm, dz=5mm

Reference Value = 6.863 V/m; Power Drift = -0.14 dB

Peak SAR (extrapolated) = 0.0850 W/kg

SAR(1 g) = 0.056 W/kg; SAR(10 g) = 0.032 W/kg

Maximum value of SAR (measured) = 0.0609 W/kg



0 dB = 0.0609 W/kg = -12.15 dBW/kg

Test Plot 115#: Antenna 2(Down Antenna)_LTE Band 2_Head Left Tilt_Middle_50%RB**DUT: LTE SMARTPHONE; Type: RG850; Serial: 18071000621**

Communication System: Generic FDD-LTE; Frequency: 1880 MHz; Duty Cycle: 1:1
Medium parameters used: $f = 1880$ MHz; $\sigma = 1.368$ S/m; $\epsilon_r = 40.406$; $\rho = 1000$ kg/m³ ;
Phantom section: Left Section

DASY5 Configuration:

- Probe: EX3DV4 - SN7431; ConvF(8.24, 8.24, 8.24); Calibrated: 2017/9/30;
- Sensor-Surface: 1.4mm (Mechanical Surface Detection)
- Electronics: DAE4 Sn772; Calibrated: 2017/10/9
- Phantom: Twin SAM; Type: Twin SAM V5.0; Serial: 1412
- Measurement SW: DASY52, Version 52.8 (8);

Area Scan (121x71x1): Interpolated grid: dx=1.500 mm, dy=1.500 mm

Maximum value of SAR (interpolated) = 0.0483 W/kg


Zoom Scan (5x5x7)/Cube 0: Measurement grid: dx=8mm, dy=8mm, dz=5mm

Reference Value = 5.950 V/m; Power Drift = 0.19 dB

Peak SAR (extrapolated) = 0.152 W/kg

SAR(1 g) = 0.046 W/kg; SAR(10 g) = 0.020 W/kg

Maximum value of SAR (measured) = 0.0458 W/kg



0 dB = 0.0458 W/kg = -13.39 dBW/kg

Test Plot 116#: Antenna 2(Down Antenna)_LTE Band 2_Head Right Cheek_Middle_1RB**DUT: LTE SMARTPHONE; Type: RG850; Serial: 18071000621**

Communication System: Generic FDD-LTE; Frequency: 1880 MHz; Duty Cycle: 1:1
Medium parameters used: $f = 1880$ MHz; $\sigma = 1.368$ S/m; $\epsilon_r = 40.406$; $\rho = 1000$ kg/m³ ;
Phantom section: Right Section

DASY5 Configuration:

- Probe: EX3DV4 - SN7431; ConvF(8.24, 8.24, 8.24); Calibrated: 2017/9/30;
- Sensor-Surface: 1.4mm (Mechanical Surface Detection)
- Electronics: DAE4 Sn772; Calibrated: 2017/10/9
- Phantom: Twin SAM; Type: Twin SAM V5.0; Serial: 1412
- Measurement SW: DASY52, Version 52.8 (8);

Area Scan (121x71x1): Interpolated grid: dx=1.500 mm, dy=1.500 mm

Maximum value of SAR (interpolated) = 0.109 W/kg

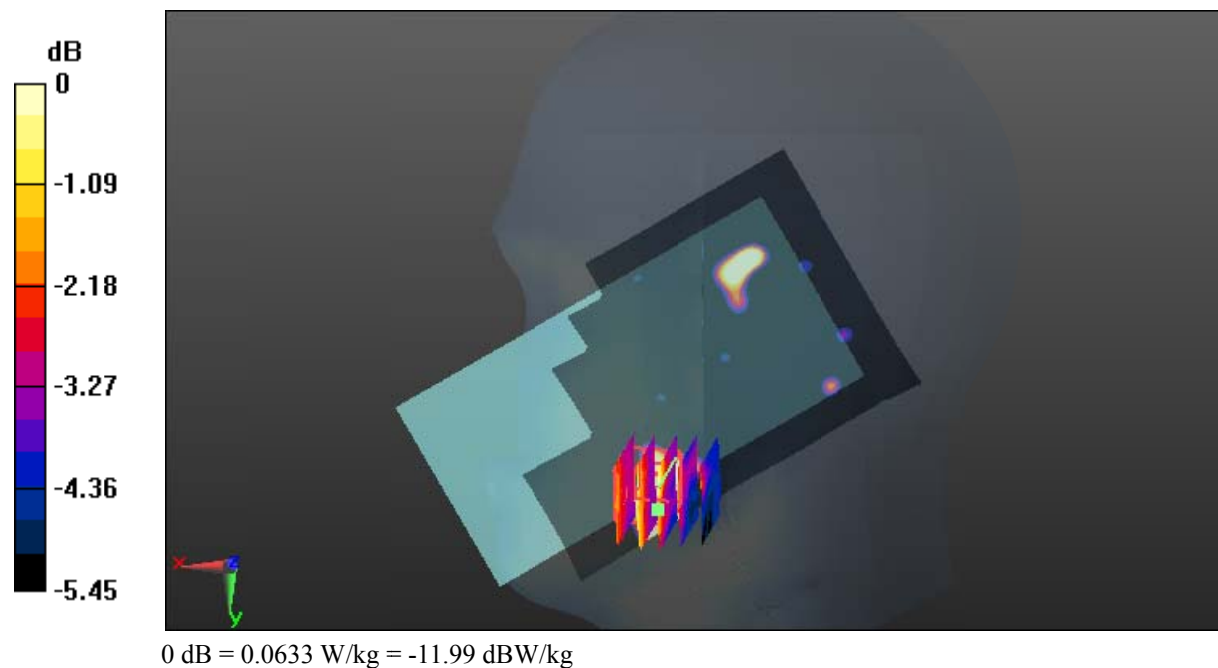
Zoom Scan (5x5x7)/Cube 0: Measurement grid: dx=8mm, dy=8mm, dz=5mm

Reference Value = 3.003 V/m; Power Drift = 0.04 dB

Peak SAR (extrapolated) = 0.190 W/kg

SAR(1 g) = 0.041 W/kg; SAR(10 g) = 0.014 W/kg

Maximum value of SAR (measured) = 0.0633 W/kg



Test Plot 117#: Antenna 2(Down Antenna)_LTE Band 2_Head Right Cheek_Middle_50%RB**DUT: LTE SMARTPHONE; Type: RG850; Serial: 18071000621**

Communication System: Generic FDD-LTE; Frequency: 1880 MHz; Duty Cycle: 1:1
Medium parameters used: $f = 1880$ MHz; $\sigma = 1.368$ S/m; $\epsilon_r = 40.406$; $\rho = 1000$ kg/m³ ;
Phantom section: Right Section

DASY5 Configuration:

- Probe: EX3DV4 - SN7431; ConvF(8.24, 8.24, 8.24); Calibrated: 2017/9/30;
- Sensor-Surface: 1.4mm (Mechanical Surface Detection)
- Electronics: DAE4 Sn772; Calibrated: 2017/10/9
- Phantom: Twin SAM; Type: Twin SAM V5.0; Serial: 1412
- Measurement SW: DASY52, Version 52.8 (8);

Area Scan (121x71x1): Interpolated grid: dx=1.500 mm, dy=1.500 mm

Maximum value of SAR (interpolated) = 0.0914 W/kg

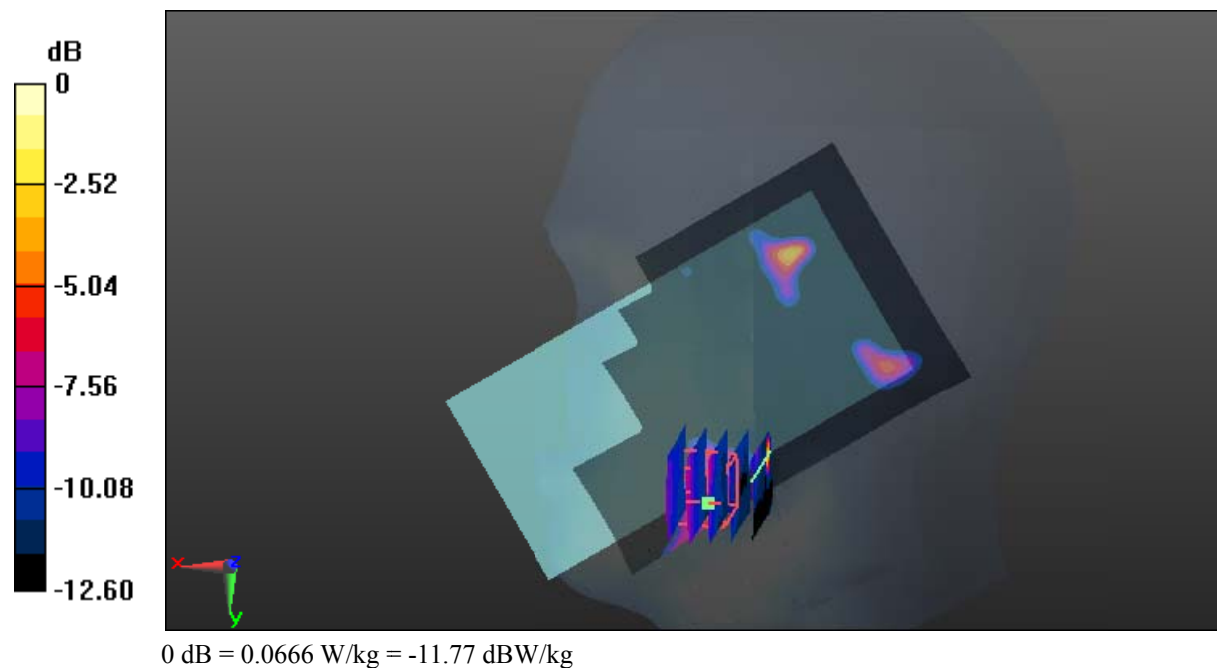
Zoom Scan (5x5x7)/Cube 0: Measurement grid: dx=8mm, dy=8mm, dz=5mm

Reference Value = 3.283 V/m; Power Drift = -0.00 dB

Peak SAR (extrapolated) = 0.166 W/kg

SAR(1 g) = 0.037 W/kg; SAR(10 g) = 0.015 W/kg

Maximum value of SAR (measured) = 0.0666 W/kg



Test Plot 118#: Antenna 2(Down Antenna)_LTE Band 2_Head Right Tilt_Middle_1RB**DUT: LTE SMARTPHONE; Type: RG850; Serial: 18071000621**

Communication System: Generic FDD-LTE; Frequency: 1880 MHz; Duty Cycle: 1:1
Medium parameters used: $f = 1880$ MHz; $\sigma = 1.368$ S/m; $\epsilon_r = 40.406$; $\rho = 1000$ kg/m³ ;
Phantom section: Right Section

DASY5 Configuration:

- Probe: EX3DV4 - SN7431; ConvF(8.24, 8.24, 8.24); Calibrated: 2017/9/30;
- Sensor-Surface: 1.4mm (Mechanical Surface Detection)
- Electronics: DAE4 Sn772; Calibrated: 2017/10/9
- Phantom: Twin SAM; Type: Twin SAM V5.0; Serial: 1412
- Measurement SW: DASY52, Version 52.8 (8);

Area Scan (121x71x1): Interpolated grid: dx=1.500 mm, dy=1.500 mm

Maximum value of SAR (interpolated) = 0.0821 W/kg

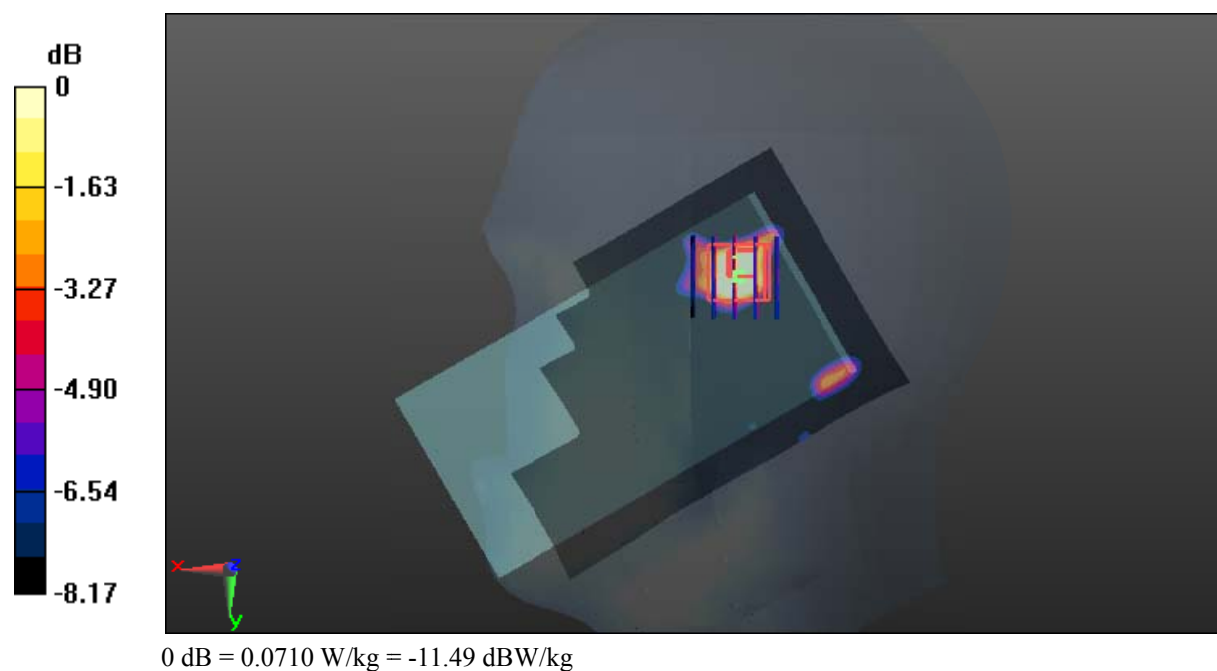
Zoom Scan (5x5x7)/Cube 0: Measurement grid: dx=8mm, dy=8mm, dz=5mm

Reference Value = 4.481 V/m; Power Drift = -0.12 dB

Peak SAR (extrapolated) = 0.121 W/kg

SAR(1 g) = 0.067 W/kg; SAR(10 g) = 0.032 W/kg

Maximum value of SAR (measured) = 0.0710 W/kg



Test Plot 119#: Antenna 2(Down Antenna)_LTE Band 2_Head Right Tilt_Middle_50%RB

DUT: LTE SMARTPHONE; Type: RG850; Serial: 18071000621

Communication System: Generic FDD-LTE; Frequency: 1880 MHz; Duty Cycle: 1:1
 Medium parameters used: $f = 1880 \text{ MHz}$; $\sigma = 1.368 \text{ S/m}$; $\epsilon_r = 40.406$; $\rho = 1000 \text{ kg/m}^3$;
 Phantom section: Right Section

DASY5 Configuration:

- Probe: EX3DV4 - SN7431; ConvF(8.24, 8.24, 8.24); Calibrated: 2017/9/30;
- Sensor-Surface: 1.4mm (Mechanical Surface Detection)
- Electronics: DAE4 Sn772; Calibrated: 2017/10/9
- Phantom: Twin SAM; Type: Twin SAM V5.0; Serial: 1412
- Measurement SW: DASY52, Version 52.8 (8);

Area Scan (121x71x1): Interpolated grid: $dx=1.500 \text{ mm}$, $dy=1.500 \text{ mm}$

Maximum value of SAR (interpolated) = 0.0660 W/kg


Zoom Scan (5x5x7)/Cube 0: Measurement grid: $dx=8\text{mm}$, $dy=8\text{mm}$, $dz=5\text{mm}$

Reference Value = 4.165 V/m; Power Drift = -0.11 dB

Peak SAR (extrapolated) = 0.112 W/kg

SAR(1 g) = 0.057 W/kg; SAR(10 g) = 0.024 W/kg

Maximum value of SAR (measured) = 0.0584 W/kg



0 dB = 0.0584 W/kg = -12.34 dBW/kg

Test Plot 120#: Antenna 2(Down Antenna)_LTE Band 2_Body Back_Low_1RB**DUT: LTE SMARTPHONE; Type: RG850; Serial: 18071000621**

Communication System: Generic FDD-LTE; Frequency: 1860 MHz; Duty Cycle: 1:1
Medium parameters used: $f = 1860$ MHz; $\sigma = 1.47$ S/m; $\epsilon_r = 54.416$; $\rho = 1000$ kg/m³ ;
Phantom section: Left Section

DASY5 Configuration:

- Probe: EX3DV4 - SN7431; ConvF(8, 8, 8); Calibrated: 2017/9/30;
- Sensor-Surface: 1.4mm (Mechanical Surface Detection)
- Electronics: DAE4 Sn772; Calibrated: 2017/10/9
- Phantom: Triple Flat Phantom 5.1C; Type: QD 000 P51 CA; Serial: 1130
- Measurement SW: DASY52, Version 52.8 (8);

Area Scan (131x71x1): Interpolated grid: dx=1.500 mm, dy=1.500 mm

Maximum value of SAR (interpolated) = 1.18 W/kg

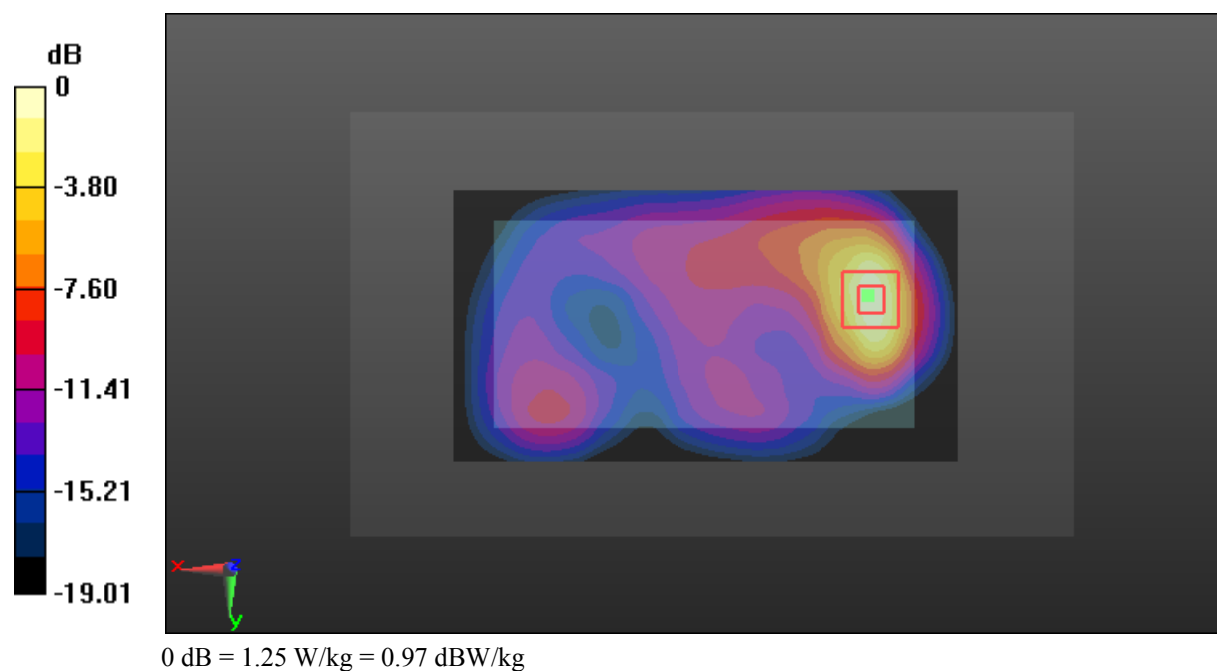
Zoom Scan (5x5x7)/Cube 0: Measurement grid: dx=8mm, dy=8mm, dz=5mm

Reference Value = 8.676 V/m; Power Drift = 0.04 dB

Peak SAR (extrapolated) = 1.50 W/kg

SAR(1 g) = 0.812 W/kg; SAR(10 g) = 0.415 W/kg

Maximum value of SAR (measured) = 1.25 W/kg



Test Plot 121#: Antenna 2(Down Antenna)_LTE Band 2_Body Back_Middle_1RB**DUT: LTE SMARTPHONE; Type: RG850; Serial: 18071000621**

Communication System: Generic FDD-LTE; Frequency: 1880 MHz; Duty Cycle: 1:1
Medium parameters used: $f = 1880$ MHz; $\sigma = 1.488$ S/m; $\epsilon_r = 54.158$; $\rho = 1000$ kg/m³ ;
Phantom section: Left Section

DASY5 Configuration:

- Probe: EX3DV4 - SN7431; ConvF(8, 8, 8); Calibrated: 2017/9/30;
- Sensor-Surface: 1.4mm (Mechanical Surface Detection)
- Electronics: DAE4 Sn772; Calibrated: 2017/10/9
- Phantom: Triple Flat Phantom 5.1C; Type: QD 000 P51 CA; Serial: 1130
- Measurement SW: DASY52, Version 52.8 (8);

Area Scan (131x71x1): Interpolated grid: dx=1.500 mm, dy=1.500 mm

Maximum value of SAR (interpolated) = 1.21 W/kg

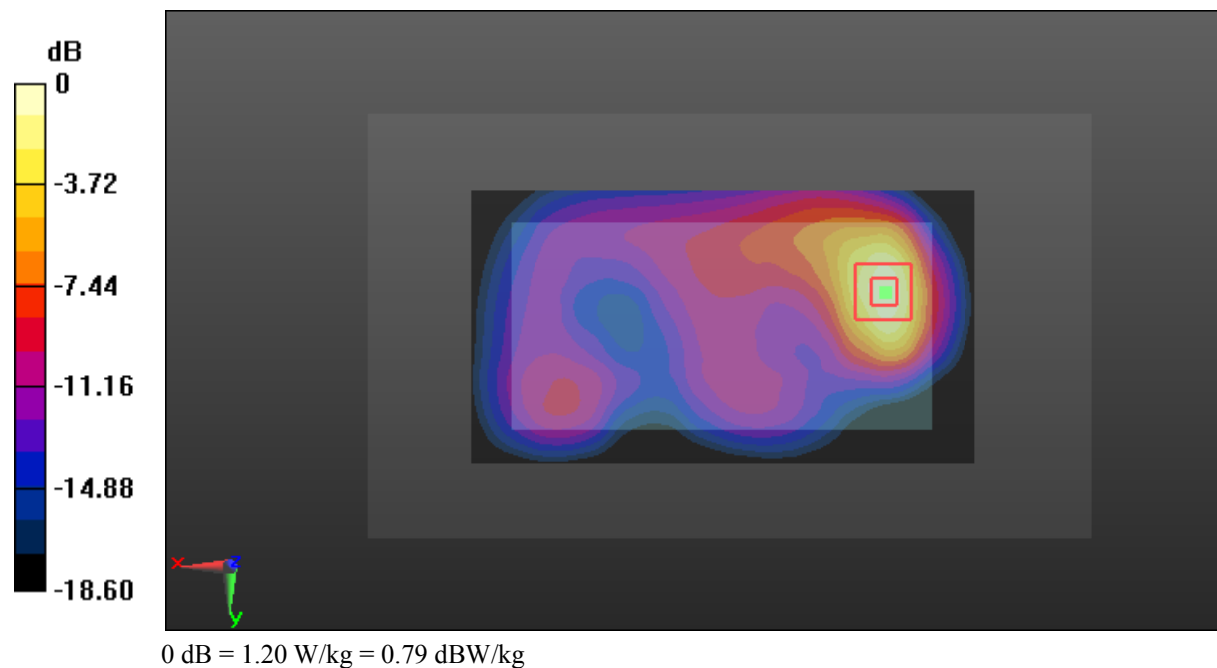
Zoom Scan (5x5x7)/Cube 0: Measurement grid: dx=8mm, dy=8mm, dz=5mm

Reference Value = 9.246 V/m; Power Drift = -0.07 dB

Peak SAR (extrapolated) = 1.43 W/kg

SAR(1 g) = 0.777 W/kg; SAR(10 g) = 0.405 W/kg

Maximum value of SAR (measured) = 1.20 W/kg



Test Plot 122#: Antenna 2(Down Antenna)_LTE Band 2_Body Back_High_1RB**DUT: LTE SMARTPHONE; Type: RG850; Serial: 18071000621**

Communication System: Generic FDD-LTE; Frequency: 1900 MHz; Duty Cycle: 1:1
Medium parameters used: $f = 1900$ MHz; $\sigma = 1.513$ S/m; $\epsilon_r = 54.069$; $\rho = 1000$ kg/m³ ;
Phantom section: Left Section

DASY5 Configuration:

- Probe: EX3DV4 - SN7431; ConvF(8, 8, 8); Calibrated: 2017/9/30;
- Sensor-Surface: 1.4mm (Mechanical Surface Detection)
- Electronics: DAE4 Sn772; Calibrated: 2017/10/9
- Phantom: Triple Flat Phantom 5.1C; Type: QD 000 P51 CA; Serial: 1130
- Measurement SW: DASY52, Version 52.8 (8);

Area Scan (131x71x1): Interpolated grid: dx=1.500 mm, dy=1.500 mm

Maximum value of SAR (interpolated) = 1.22 W/kg

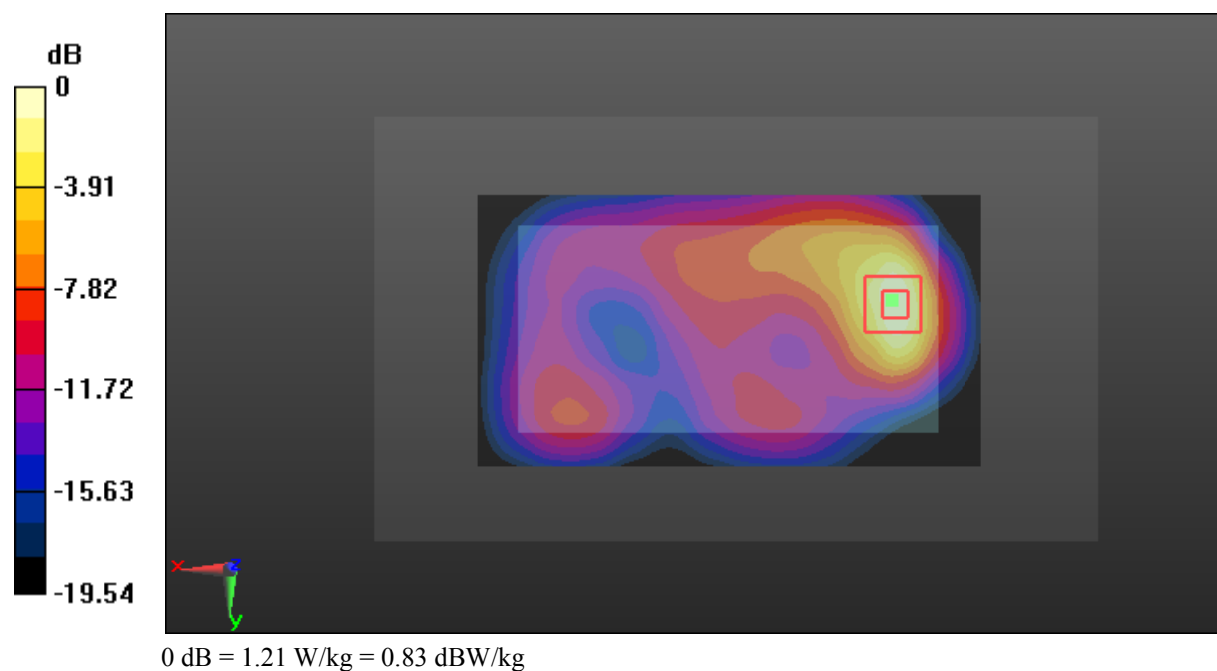
Zoom Scan (5x5x7)/Cube 0: Measurement grid: dx=8mm, dy=8mm, dz=5mm

Reference Value = 9.164 V/m; Power Drift = 0.09 dB

Peak SAR (extrapolated) = 1.46 W/kg

SAR(1 g) = 0.788 W/kg; SAR(10 g) = 0.407 W/kg

Maximum value of SAR (measured) = 1.21 W/kg



Test Plot 123#: Antenna 2(Down Antenna)_LTE Band 2_Body Back_Middle_50%RB**DUT: LTE SMARTPHONE; Type: RG850; Serial: 18071000621**

Communication System: Generic FDD-LTE; Frequency: 1880 MHz; Duty Cycle: 1:1
Medium parameters used: $f = 1880$ MHz; $\sigma = 1.488$ S/m; $\epsilon_r = 54.158$; $\rho = 1000$ kg/m³ ;
Phantom section: Left Section

DASY5 Configuration:

- Probe: EX3DV4 - SN7431; ConvF(8, 8, 8); Calibrated: 2017/9/30;
- Sensor-Surface: 1.4mm (Mechanical Surface Detection)
- Electronics: DAE4 Sn772; Calibrated: 2017/10/9
- Phantom: Triple Flat Phantom 5.1C; Type: QD 000 P51 CA; Serial: 1130
- Measurement SW: DASY52, Version 52.8 (8);

Area Scan (131x71x1): Interpolated grid: dx=1.500 mm, dy=1.500 mm

Maximum value of SAR (interpolated) = 0.958 W/kg

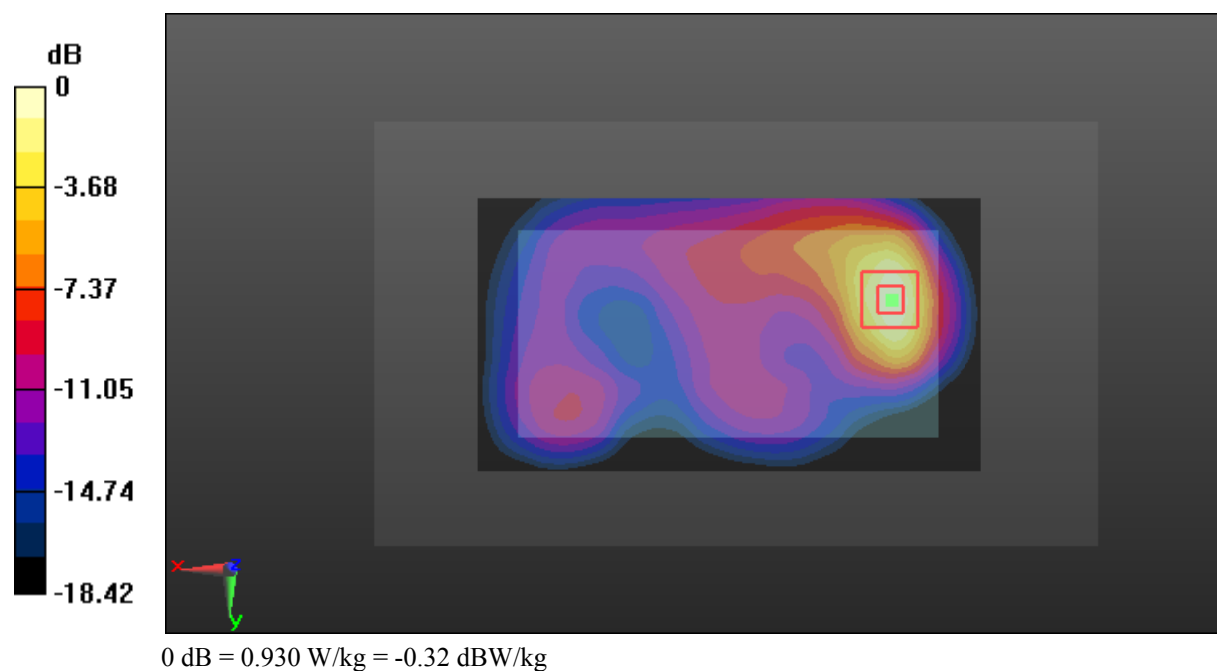
Zoom Scan (5x5x7)/Cube 0: Measurement grid: dx=8mm, dy=8mm, dz=5mm

Reference Value = 7.706 V/m; Power Drift = -0.13 dB

Peak SAR (extrapolated) = 1.11 W/kg

SAR(1 g) = 0.602 W/kg; SAR(10 g) = 0.314 W/kg

Maximum value of SAR (measured) = 0.930 W/kg



Test Plot 124#: Antenna 2(Down Antenna)_LTE Band 2_Body Left_Middle_1RB**DUT: LTE SMARTPHONE; Type: RG850; Serial: 18071000621**

Communication System: Generic FDD-LTE; Frequency: 1880 MHz; Duty Cycle: 1:1
Medium parameters used: $f = 1880$ MHz; $\sigma = 1.488$ S/m; $\epsilon_r = 54.158$; $\rho = 1000$ kg/m³ ;
Phantom section: Left Section

DASY5 Configuration:

- Probe: EX3DV4 - SN7431; ConvF(8, 8, 8); Calibrated: 2017/9/30;
- Sensor-Surface: 1.4mm (Mechanical Surface Detection)
- Electronics: DAE4 Sn772; Calibrated: 2017/10/9
- Phantom: Triple Flat Phantom 5.1C; Type: QD 000 P51 CA; Serial: 1130
- Measurement SW: DASY52, Version 52.8 (8);

Area Scan (131x41x1): Interpolated grid: dx=1.500 mm, dy=1.500 mm

Maximum value of SAR (interpolated) = 0.520 W/kg

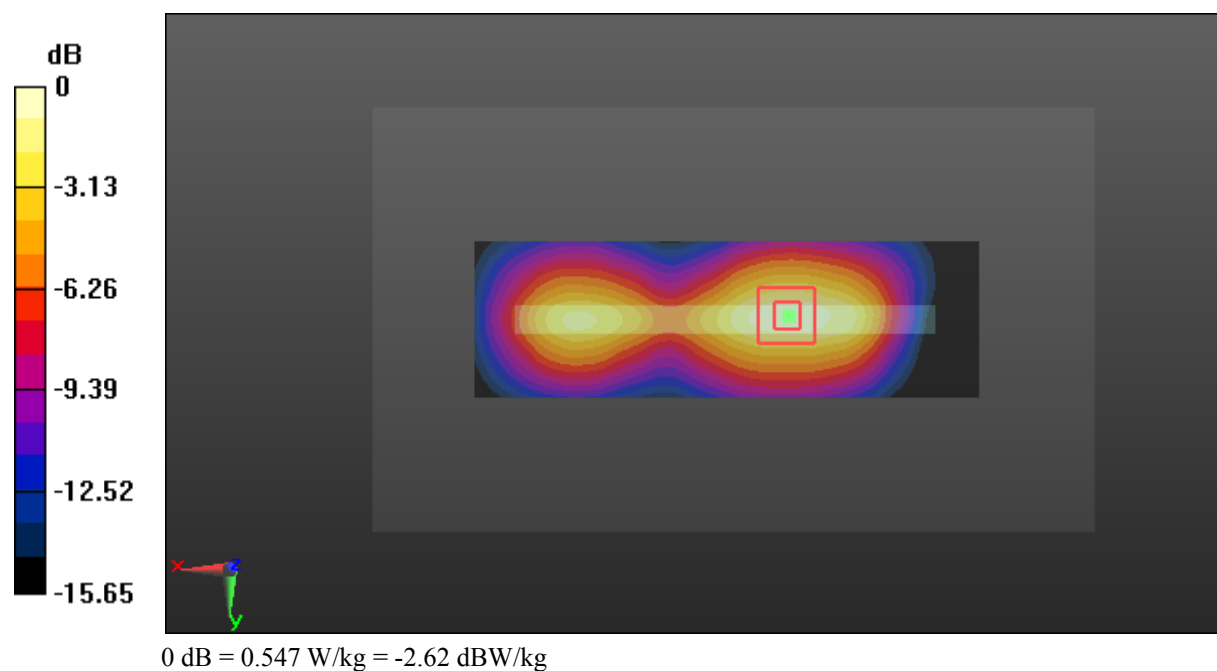
Zoom Scan (5x5x7)/Cube 0: Measurement grid: dx=8mm, dy=8mm, dz=5mm

Reference Value = 15.98 V/m; Power Drift = 0.08 dB

Peak SAR (extrapolated) = 0.643 W/kg

SAR(1 g) = 0.378 W/kg; SAR(10 g) = 0.219 W/kg

Maximum value of SAR (measured) = 0.547 W/kg



Test Plot 125#: Antenna 2(Down Antenna)_LTE Band 2_Body Left_Middle_50%RB**DUT: LTE SMARTPHONE; Type: RG850; Serial: 18071000621**

Communication System: Generic FDD-LTE; Frequency: 1880 MHz; Duty Cycle: 1:1
Medium parameters used: $f = 1880$ MHz; $\sigma = 1.488$ S/m; $\epsilon_r = 54.158$; $\rho = 1000$ kg/m³ ;
Phantom section: Left Section

DASY5 Configuration:

- Probe: EX3DV4 - SN7431; ConvF(8, 8, 8); Calibrated: 2017/9/30;
- Sensor-Surface: 1.4mm (Mechanical Surface Detection)
- Electronics: DAE4 Sn772; Calibrated: 2017/10/9
- Phantom: Triple Flat Phantom 5.1C; Type: QD 000 P51 CA; Serial: 1130
- Measurement SW: DASY52, Version 52.8 (8);

Area Scan (131x41x1): Interpolated grid: dx=1.500 mm, dy=1.500 mm

Maximum value of SAR (interpolated) = 0.419 W/kg


Zoom Scan (5x5x7)/Cube 0: Measurement grid: dx=8mm, dy=8mm, dz=5mm

Reference Value = 14.65 V/m; Power Drift = 0.01 dB

Peak SAR (extrapolated) = 0.500 W/kg

SAR(1 g) = 0.293 W/kg; SAR(10 g) = 0.171 W/kg

Maximum value of SAR (measured) = 0.424 W/kg



Test Plot 126#: Antenna 2(Down Antenna)_LTE Band 2_Body Right_Middle_1RB

DUT: LTE SMARTPHONE; Type: RG850; Serial: 18071000621

Communication System: Generic FDD-LTE; Frequency: 1880 MHz; Duty Cycle: 1:1
 Medium parameters used: $f = 1880$ MHz; $\sigma = 1.488$ S/m; $\epsilon_r = 54.158$; $\rho = 1000$ kg/m³ ;
 Phantom section: Left Section

DASY5 Configuration:

- Probe: EX3DV4 - SN7431; ConvF(8, 8, 8); Calibrated: 2017/9/30;
- Sensor-Surface: 1.4mm (Mechanical Surface Detection)
- Electronics: DAE4 Sn772; Calibrated: 2017/10/9
- Phantom: Triple Flat Phantom 5.1C; Type: QD 000 P51 CA; Serial: 1130
- Measurement SW: DASY52, Version 52.8 (8);

Area Scan (131x41x1): Interpolated grid: dx=1.500 mm, dy=1.500 mm

Maximum value of SAR (interpolated) = 0.111 W/kg


Zoom Scan (5x5x7)/Cube 0: Measurement grid: dx=8mm, dy=8mm, dz=5mm

Reference Value = 6.505 V/m; Power Drift = 0.16 dB

Peak SAR (extrapolated) = 0.128 W/kg

SAR(1 g) = 0.076 W/kg; SAR(10 g) = 0.044 W/kg

Maximum value of SAR (measured) = 0.107 W/kg



0 dB = 0.107 W/kg = -9.71 dBW/kg

Test Plot 127#: Antenna 2(Down Antenna)_LTE Band 2_Body Right_Middle_50%RB**DUT: LTE SMARTPHONE; Type: RG850; Serial: 18071000621**

Communication System: Generic FDD-LTE; Frequency: 1880 MHz; Duty Cycle: 1:1
Medium parameters used: $f = 1880$ MHz; $\sigma = 1.488$ S/m; $\epsilon_r = 54.158$; $\rho = 1000$ kg/m³ ;
Phantom section: Left Section

DASY5 Configuration:

- Probe: EX3DV4 - SN7431; ConvF(8, 8, 8); Calibrated: 2017/9/30;
- Sensor-Surface: 1.4mm (Mechanical Surface Detection)
- Electronics: DAE4 Sn772; Calibrated: 2017/10/9
- Phantom: Triple Flat Phantom 5.1C; Type: QD 000 P51 CA; Serial: 1130
- Measurement SW: DASY52, Version 52.8 (8);

Area Scan (131x41x1): Interpolated grid: dx=1.500 mm, dy=1.500 mm

Maximum value of SAR (interpolated) = 0.0853 W/kg


Zoom Scan (5x5x7)/Cube 0: Measurement grid: dx=8mm, dy=8mm, dz=5mm

Reference Value = 5.774 V/m; Power Drift = 0.07 dB

Peak SAR (extrapolated) = 0.0940 W/kg

SAR(1 g) = 0.056 W/kg; SAR(10 g) = 0.033 W/kg

Maximum value of SAR (measured) = 0.0791 W/kg



Test Plot 128#: Antenna 2(Down Antenna)_LTE Band 2_Body Bottom_Middle_1RB**DUT: LTE SMARTPHONE; Type: RG850; Serial: 18071000621**

Communication System: Generic FDD-LTE; Frequency: 1880 MHz; Duty Cycle: 1:1
Medium parameters used: $f = 1880$ MHz; $\sigma = 1.488$ S/m; $\epsilon_r = 54.158$; $\rho = 1000$ kg/m³ ;
Phantom section: Left Section

DASY5 Configuration:

- Probe: EX3DV4 - SN7431; ConvF(8, 8, 8); Calibrated: 2017/9/30;
- Sensor-Surface: 1.4mm (Mechanical Surface Detection)
- Electronics: DAE4 Sn772; Calibrated: 2017/10/9
- Phantom: Triple Flat Phantom 5.1C; Type: QD 000 P51 CA; Serial: 1130
- Measurement SW: DASY52, Version 52.8 (8);

Area Scan (41x71x1): Interpolated grid: dx=1.500 mm, dy=1.500 mm

Maximum value of SAR (interpolated) = 0.575 W/kg


Zoom Scan (5x5x7)/Cube 0: Measurement grid: dx=8mm, dy=8mm, dz=5mm

Reference Value = 13.73 V/m; Power Drift = -0.12 dB

Peak SAR (extrapolated) = 0.602 W/kg

SAR(1 g) = 0.340 W/kg; SAR(10 g) = 0.185 W/kg

Maximum value of SAR (measured) = 0.506 W/kg



Test Plot 129#: Antenna 2(Down Antenna)_LTE Band 2_Body Bottom_Middle_50%RB**DUT: LTE SMARTPHONE; Type: RG850; Serial: 18071000621**

Communication System: Generic FDD-LTE; Frequency: 1880 MHz; Duty Cycle: 1:1
Medium parameters used: $f = 1880$ MHz; $\sigma = 1.488$ S/m; $\epsilon_r = 54.158$; $\rho = 1000$ kg/m³ ;
Phantom section: Left Section

DASY5 Configuration:

- Probe: EX3DV4 - SN7431; ConvF(8, 8, 8); Calibrated: 2017/9/30;
- Sensor-Surface: 1.4mm (Mechanical Surface Detection)
- Electronics: DAE4 Sn772; Calibrated: 2017/10/9
- Phantom: Triple Flat Phantom 5.1C; Type: QD 000 P51 CA; Serial: 1130
- Measurement SW: DASY52, Version 52.8 (8);

Area Scan (41x71x1): Interpolated grid: dx=1.500 mm, dy=1.500 mm

Maximum value of SAR (interpolated) = 0.440 W/kg


Zoom Scan (5x5x7)/Cube 0: Measurement grid: dx=8mm, dy=8mm, dz=5mm

Reference Value = 12.21 V/m; Power Drift = -0.17 dB

Peak SAR (extrapolated) = 0.469 W/kg

SAR(1 g) = 0.265 W/kg; SAR(10 g) = 0.144 W/kg

Maximum value of SAR (measured) = 0.396 W/kg



Test Plot 130#: Antenna 1(Up Antenna)_LTE Band 4_Head Left Cheek_Low_1RB**DUT: LTE SMARTPHONE; Type: RG850; Serial: 18071000621**

Communication System: Generic FDD-LTE; Frequency: 1720 MHz; Duty Cycle: 1:1
Medium parameters used: $f = 1720$ MHz; $\sigma = 1.327$ S/m; $\epsilon_r = 41.235$; $\rho = 1000$ kg/m³ ;
Phantom section: Left Section

DASY5 Configuration:

- Probe: EX3DV4 - SN7431; ConvF(8.36, 8.36, 8.36); Calibrated: 2017/9/30;
- Sensor-Surface: 1.4mm (Mechanical Surface Detection)
- Electronics: DAE4 Sn772; Calibrated: 2017/10/9
- Phantom: Twin SAM; Type: Twin SAM V5.0; Serial: 1412
- Measurement SW: DASY52, Version 52.8 (8);

Area Scan (121x71x1): Interpolated grid: dx=1.500 mm, dy=1.500 mm

Maximum value of SAR (interpolated) = 0.400 W/kg

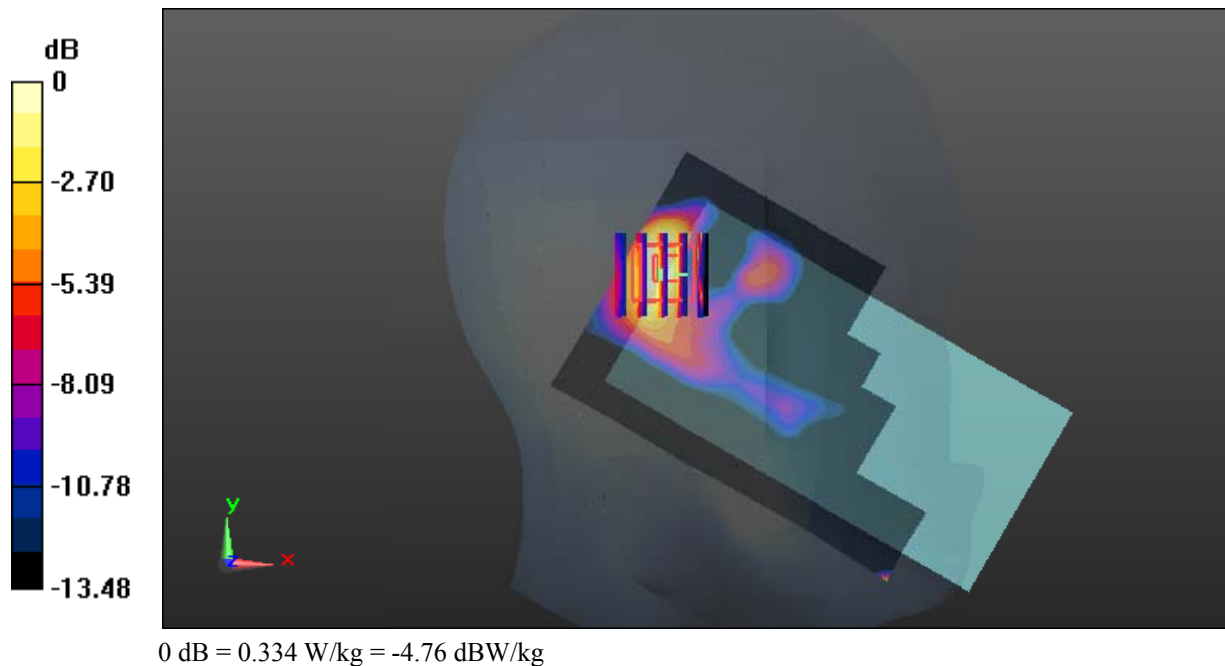
Zoom Scan (5x5x7)/Cube 0: Measurement grid: dx=8mm, dy=8mm, dz=5mm

Reference Value = 12.85 V/m; Power Drift = -0.11 dB

Peak SAR (extrapolated) = 0.801 W/kg

SAR(1 g) = 0.342 W/kg; SAR(10 g) = 0.166 W/kg

Maximum value of SAR (measured) = 0.334 W/kg



Test Plot 131#: Antenna 1(Up Antenna)_LTE Band 4_Head Left Cheek_Middle_1RB**DUT: LTE SMARTPHONE; Type: RG850; Serial: 18071000621**

Communication System: Generic FDD-LTE; Frequency: 1732.5 MHz; Duty Cycle: 1:1
Medium parameters used: $f = 1732.5$ MHz; $\sigma = 1.344$ S/m; $\epsilon_r = 41.222$; $\rho = 1000$ kg/m³ ;
Phantom section: Left Section

DASY5 Configuration:

- Probe: EX3DV4 - SN7431; ConvF(8.36, 8.36, 8.36); Calibrated: 2017/9/30;
- Sensor-Surface: 1.4mm (Mechanical Surface Detection)
- Electronics: DAE4 Sn772; Calibrated: 2017/10/9
- Phantom: Twin SAM; Type: Twin SAM V5.0; Serial: 1412
- Measurement SW: DASY52, Version 52.8 (8);

Area Scan (121x71x1): Interpolated grid: dx=1.500 mm, dy=1.500 mm

Maximum value of SAR (interpolated) = 0.432 W/kg

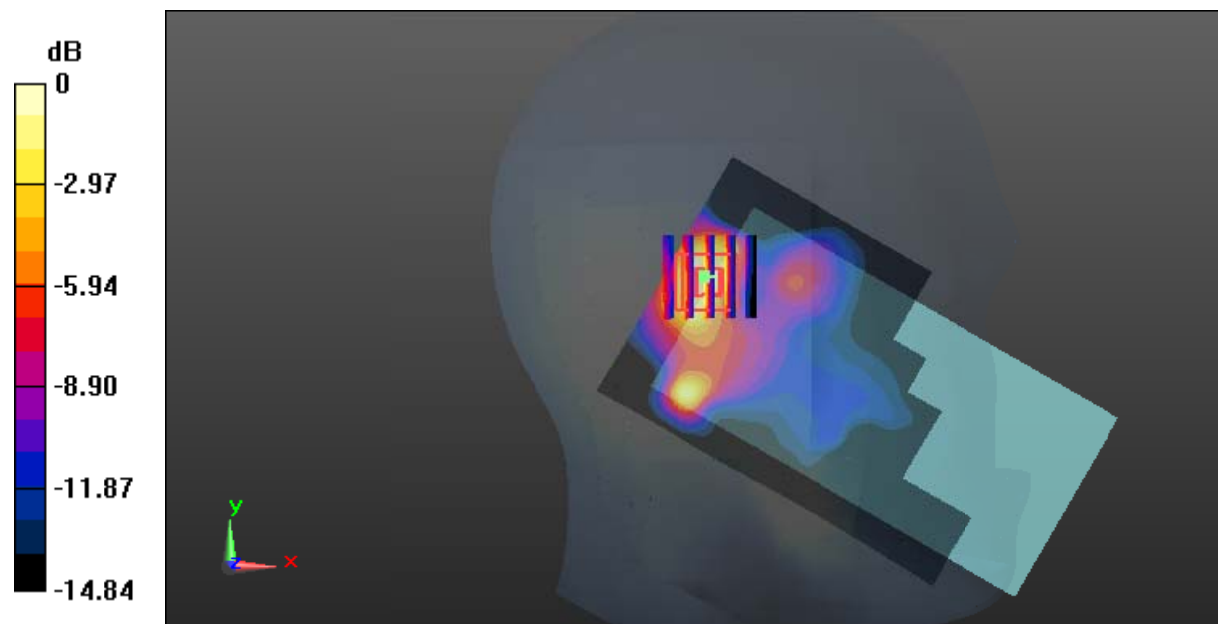
Zoom Scan (5x5x7)/Cube 0: Measurement grid: dx=8mm, dy=8mm, dz=5mm

Reference Value = 13.33 V/m; Power Drift = -0.12 dB

Peak SAR (extrapolated) = 0.850 W/kg

SAR(1 g) = 0.392 W/kg; SAR(10 g) = 0.182 W/kg

Maximum value of SAR (measured) = 0.400 W/kg



0 dB = 0.400 W/kg = -3.98 dBW/kg

Test Plot 132#: Antenna 1(Up Antenna)_LTE Band 4_Head Left Cheek_High_1RB**DUT: LTE SMARTPHONE; Type: RG850; Serial: 18071000621**

Communication System: Generic FDD-LTE; Frequency: 1745 MHz; Duty Cycle: 1:1
Medium parameters used: $f = 1745$ MHz; $\sigma = 1.351$ S/m; $\epsilon_r = 41.128$; $\rho = 1000$ kg/m³ ;
Phantom section: Left Section

DASY5 Configuration:

- Probe: EX3DV4 - SN7431; ConvF(8.36, 8.36, 8.36); Calibrated: 2017/9/30;
- Sensor-Surface: 1.4mm (Mechanical Surface Detection)
- Electronics: DAE4 Sn772; Calibrated: 2017/10/9
- Phantom: Twin SAM; Type: Twin SAM V5.0; Serial: 1412
- Measurement SW: DASY52, Version 52.8 (8);

Area Scan (121x71x1): Interpolated grid: dx=1.500 mm, dy=1.500 mm

Maximum value of SAR (interpolated) = 0.433 W/kg


Zoom Scan (5x5x7)/Cube 0: Measurement grid: dx=8mm, dy=8mm, dz=5mm

Reference Value = 12.93 V/m; Power Drift = 0.05 dB

Peak SAR (extrapolated) = 0.738 W/kg

SAR(1 g) = 0.382 W/kg; SAR(10 g) = 0.186 W/kg

Maximum value of SAR (measured) = 0.410 W/kg



0 dB = 0.410 W/kg = -3.87 dBW/kg

Test Plot 133#: Antenna 1(Up Antenna)_LTE Band 4_Head Left Cheek_Middle_50%RB

DUT: LTE SMARTPHONE; Type: RG850; Serial: 18071000621

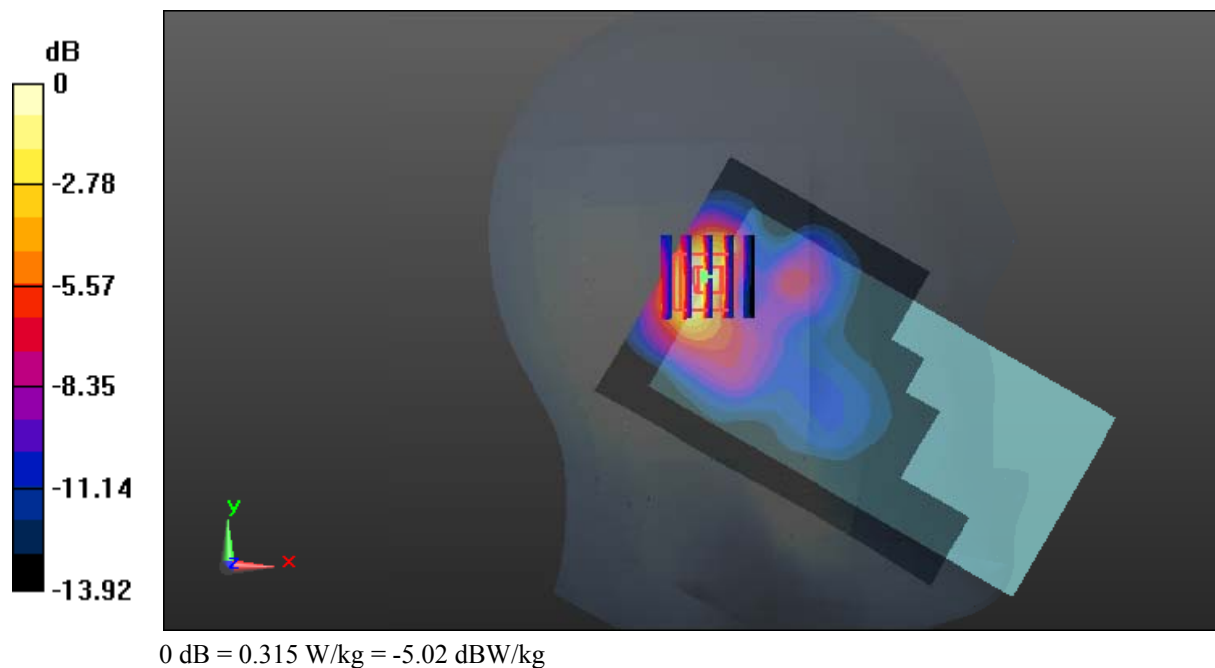
Communication System: Generic FDD-LTE; Frequency: 1732.5 MHz;Duty Cycle: 1:1
 Medium parameters used: $f = 1732.5$ MHz; $\sigma = 1.344$ S/m; $\epsilon_r = 41.222$; $\rho = 1000$ kg/m³ ;
 Phantom section: Left Section

DASY5 Configuration:

- Probe: EX3DV4 - SN7431; ConvF(8.36, 8.36, 8.36); Calibrated: 2017/9/30;
- Sensor-Surface: 1.4mm (Mechanical Surface Detection)
- Electronics: DAE4 Sn772;Calibrated: 2017/10/9
- Phantom: Twin SAM; Type: Twin SAM V5.0; Serial: 1412
- Measurement SW: DASY52, Version 52.8 (8);

Area Scan (121x71x1): Interpolated grid: dx=1.500 mm, dy=1.500 mm
 Maximum value of SAR (interpolated) = 0.343 W/kg

Zoom Scan (5x5x7)/Cube 0: Measurement grid: dx=8mm, dy=8mm, dz=5mm
 Reference Value = 11.31 V/m; Power Drift = 0.01 dB
 Peak SAR (extrapolated) = 0.685 W/kg
SAR(1 g) = 0.312 W/kg; SAR(10 g) = 0.147 W/kg
 Maximum value of SAR (measured) = 0.315 W/kg



Test Plot 134#: Antenna 1(Up Antenna)_LTE Band 4_Head Left Tilt_Middle_1RB**DUT: LTE SMARTPHONE; Type: RG850; Serial: 18071000621**

Communication System: Generic FDD-LTE; Frequency: 1732.5 MHz; Duty Cycle: 1:1
Medium parameters used: $f = 1732.5$ MHz; $\sigma = 1.344$ S/m; $\epsilon_r = 41.222$; $\rho = 1000$ kg/m³ ;
Phantom section: Left Section

DASY5 Configuration:

- Probe: EX3DV4 - SN7431; ConvF(8.36, 8.36, 8.36); Calibrated: 2017/9/30;
- Sensor-Surface: 1.4mm (Mechanical Surface Detection)
- Electronics: DAE4 Sn772; Calibrated: 2017/10/9
- Phantom: Twin SAM; Type: Twin SAM V5.0; Serial: 1412
- Measurement SW: DASY52, Version 52.8 (8);

Area Scan (121x71x1): Interpolated grid: dx=1.500 mm, dy=1.500 mm

Maximum value of SAR (interpolated) = 0.406 W/kg

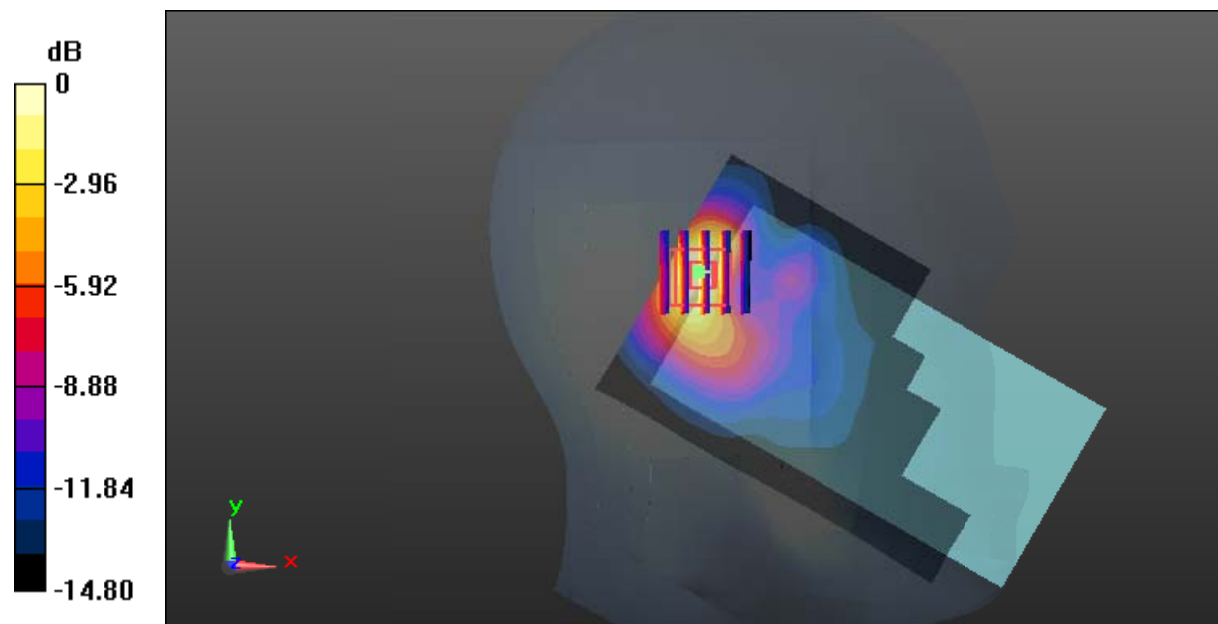
Zoom Scan (5x5x7)/Cube 0: Measurement grid: dx=8mm, dy=8mm, dz=5mm

Reference Value = 11.38 V/m; Power Drift = 0.01 dB

Peak SAR (extrapolated) = 0.648 W/kg

SAR(1 g) = 0.342 W/kg; SAR(10 g) = 0.175 W/kg

Maximum value of SAR (measured) = 0.366 W/kg



0 dB = 0.366 W/kg = -4.37 dBW/kg

Test Plot 135#: Antenna 1(Up Antenna)_LTE Band 4_Head Left Tilt_Middle_50%RB**DUT: LTE SMARTPHONE; Type: RG850; Serial: 18071000621**

Communication System: Generic FDD-LTE; Frequency: 1732.5 MHz; Duty Cycle: 1:1
Medium parameters used: $f = 1732.5$ MHz; $\sigma = 1.344$ S/m; $\epsilon_r = 41.222$; $\rho = 1000$ kg/m³ ;
Phantom section: Left Section

DASY5 Configuration:

- Probe: EX3DV4 - SN7431; ConvF(8.36, 8.36, 8.36); Calibrated: 2017/9/30;
- Sensor-Surface: 1.4mm (Mechanical Surface Detection)
- Electronics: DAE4 Sn772; Calibrated: 2017/10/9
- Phantom: Twin SAM; Type: Twin SAM V5.0; Serial: 1412
- Measurement SW: DASY52, Version 52.8 (8);

Area Scan (121x71x1): Interpolated grid: dx=1.500 mm, dy=1.500 mm

Maximum value of SAR (interpolated) = 0.323 W/kg


Zoom Scan (5x5x7)/Cube 0: Measurement grid: dx=8mm, dy=8mm, dz=5mm

Reference Value = 10.12 V/m; Power Drift = 0.07 dB

Peak SAR (extrapolated) = 0.532 W/kg

SAR(1 g) = 0.278 W/kg; SAR(10 g) = 0.142 W/kg

Maximum value of SAR (measured) = 0.302 W/kg



0 dB = 0.302 W/kg = -5.20 dBW/kg

Test Plot 136#: Antenna 1(Up Antenna)_LTE Band 4_Head Right Cheek_Middle_1RB**DUT: LTE SMARTPHONE; Type: RG850; Serial: 18071000621**

Communication System: Generic FDD-LTE; Frequency: 1732.5 MHz; Duty Cycle: 1:1
Medium parameters used: $f = 1732.5$ MHz; $\sigma = 1.344$ S/m; $\epsilon_r = 41.222$; $\rho = 1000$ kg/m³ ;
Phantom section: Right Section

DASY5 Configuration:

- Probe: EX3DV4 - SN7431; ConvF(8.36, 8.36, 8.36); Calibrated: 2017/9/30;
- Sensor-Surface: 1.4mm (Mechanical Surface Detection)
- Electronics: DAE4 Sn772; Calibrated: 2017/10/9
- Phantom: Twin SAM; Type: Twin SAM V5.0; Serial: 1412
- Measurement SW: DASY52, Version 52.8 (8);

Area Scan (121x71x1): Interpolated grid: dx=1.500 mm, dy=1.500 mm

Maximum value of SAR (interpolated) = 0.135 W/kg


Zoom Scan (5x5x7)/Cube 0: Measurement grid: dx=8mm, dy=8mm, dz=5mm

Reference Value = 5.132 V/m; Power Drift = 0.12 dB

Peak SAR (extrapolated) = 0.240 W/kg

SAR(1 g) = 0.118 W/kg; SAR(10 g) = 0.062 W/kg

Maximum value of SAR (measured) = 0.119 W/kg



0 dB = 0.119 W/kg = -9.24 dBW/kg

Test Plot 137#: Antenna 1(Up Antenna)_LTE Band 4_Head Right Cheek_Middle_50%RB**DUT: LTE SMARTPHONE; Type: RG850; Serial: 18071000621**

Communication System: Generic FDD-LTE; Frequency: 1732.5 MHz; Duty Cycle: 1:1
Medium parameters used: $f = 1732.5$ MHz; $\sigma = 1.344$ S/m; $\epsilon_r = 41.222$; $\rho = 1000$ kg/m³ ;
Phantom section: Right Section

DASY5 Configuration:

- Probe: EX3DV4 - SN7431; ConvF(8.36, 8.36, 8.36); Calibrated: 2017/9/30;
- Sensor-Surface: 1.4mm (Mechanical Surface Detection)
- Electronics: DAE4 Sn772; Calibrated: 2017/10/9
- Phantom: Twin SAM; Type: Twin SAM V5.0; Serial: 1412
- Measurement SW: DASY52, Version 52.8 (8);

Area Scan (121x71x1): Interpolated grid: dx=1.500 mm, dy=1.500 mm

Maximum value of SAR (interpolated) = 0.110 W/kg

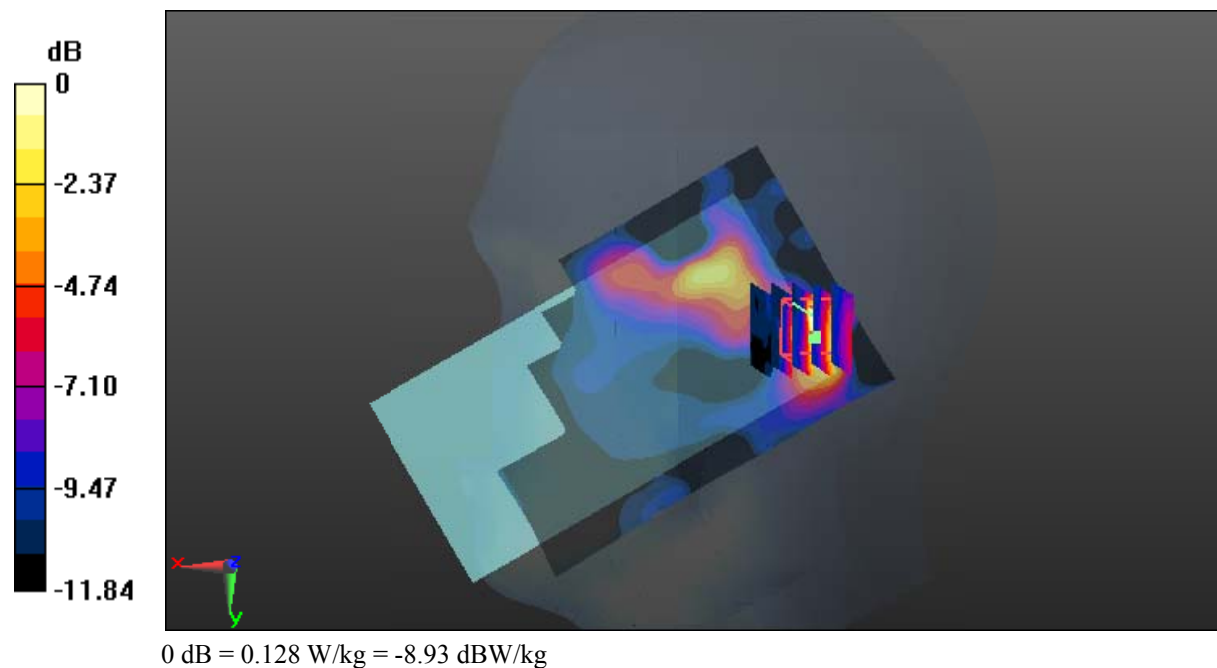
Zoom Scan (5x5x7)/Cube 0: Measurement grid: dx=8mm, dy=8mm, dz=5mm

Reference Value = 4.742 V/m; Power Drift = 0.04 dB

Peak SAR (extrapolated) = 0.139 W/kg

SAR(1 g) = 0.101 W/kg; SAR(10 g) = 0.050 W/kg

Maximum value of SAR (measured) = 0.128 W/kg



Test Plot 138#: Antenna 1(Up Antenna)_LTE Band 4_Head Right Tilt_Middle_1RB**DUT: LTE SMARTPHONE; Type: RG850; Serial: 18071000621**

Communication System: Generic FDD-LTE; Frequency: 1732.5 MHz; Duty Cycle: 1:1
Medium parameters used: $f = 1732.5$ MHz; $\sigma = 1.344$ S/m; $\epsilon_r = 41.222$; $\rho = 1000$ kg/m³ ;
Phantom section: Right Section

DASY5 Configuration:

- Probe: EX3DV4 - SN7431; ConvF(8.36, 8.36, 8.36); Calibrated: 2017/9/30;
- Sensor-Surface: 1.4mm (Mechanical Surface Detection)
- Electronics: DAE4 Sn772; Calibrated: 2017/10/9
- Phantom: Twin SAM; Type: Twin SAM V5.0; Serial: 1412
- Measurement SW: DASY52, Version 52.8 (8);

Area Scan (121x71x1): Interpolated grid: dx=1.500 mm, dy=1.500 mm

Maximum value of SAR (interpolated) = 0.0970 W/kg

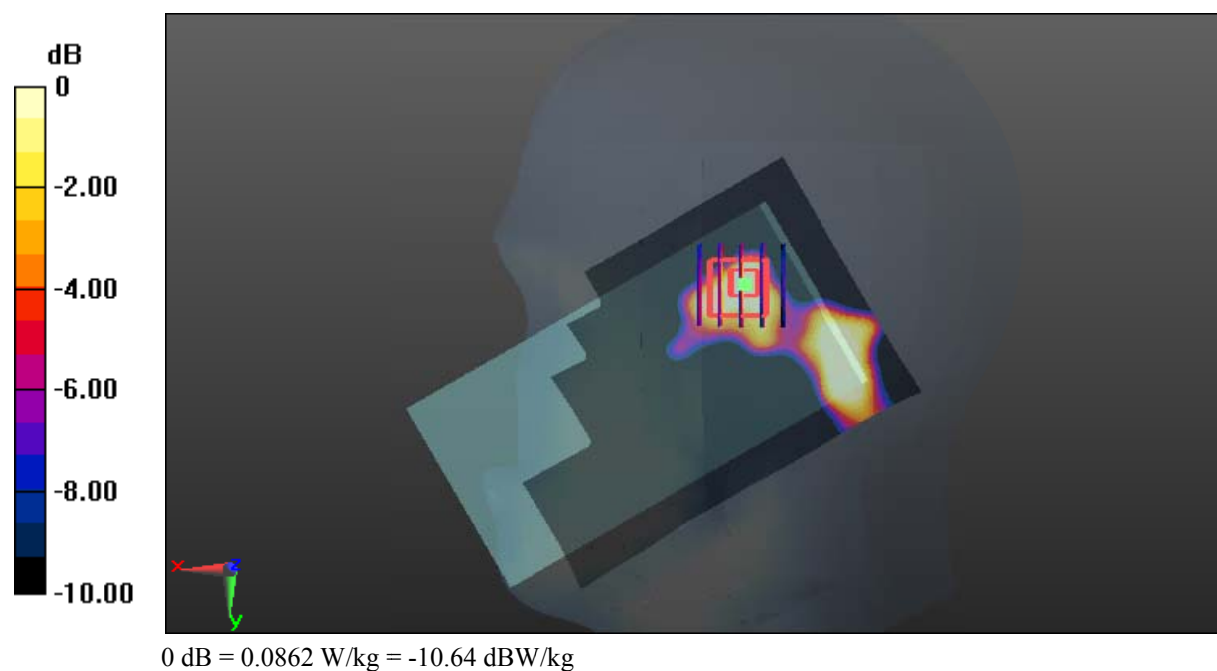
Zoom Scan (5x5x7)/Cube 0: Measurement grid: dx=8mm, dy=8mm, dz=5mm

Reference Value = 4.087 V/m; Power Drift = 0.02 dB

Peak SAR (extrapolated) = 0.113 W/kg

SAR(1 g) = 0.076 W/kg; SAR(10 g) = 0.041 W/kg

Maximum value of SAR (measured) = 0.0862 W/kg



Test Plot 139#: Antenna 1(Up Antenna)_LTE Band 4_Head Right Tilt_Middle_50%RB**DUT: LTE SMARTPHONE; Type: RG850; Serial: 18071000621**

Communication System: Generic FDD-LTE; Frequency: 1732.5 MHz; Duty Cycle: 1:1
Medium parameters used: $f = 1732.5$ MHz; $\sigma = 1.344$ S/m; $\epsilon_r = 41.222$; $\rho = 1000$ kg/m³ ;
Phantom section: Right Section

DASY5 Configuration:

- Probe: EX3DV4 - SN7431; ConvF(8.36, 8.36, 8.36); Calibrated: 2017/9/30;
- Sensor-Surface: 1.4mm (Mechanical Surface Detection)
- Electronics: DAE4 Sn772; Calibrated: 2017/10/9
- Phantom: Twin SAM; Type: Twin SAM V5.0; Serial: 1412
- Measurement SW: DASY52, Version 52.8 (8);

Area Scan (121x71x1): Interpolated grid: dx=1.500 mm, dy=1.500 mm

Maximum value of SAR (interpolated) = 0.194 W/kg

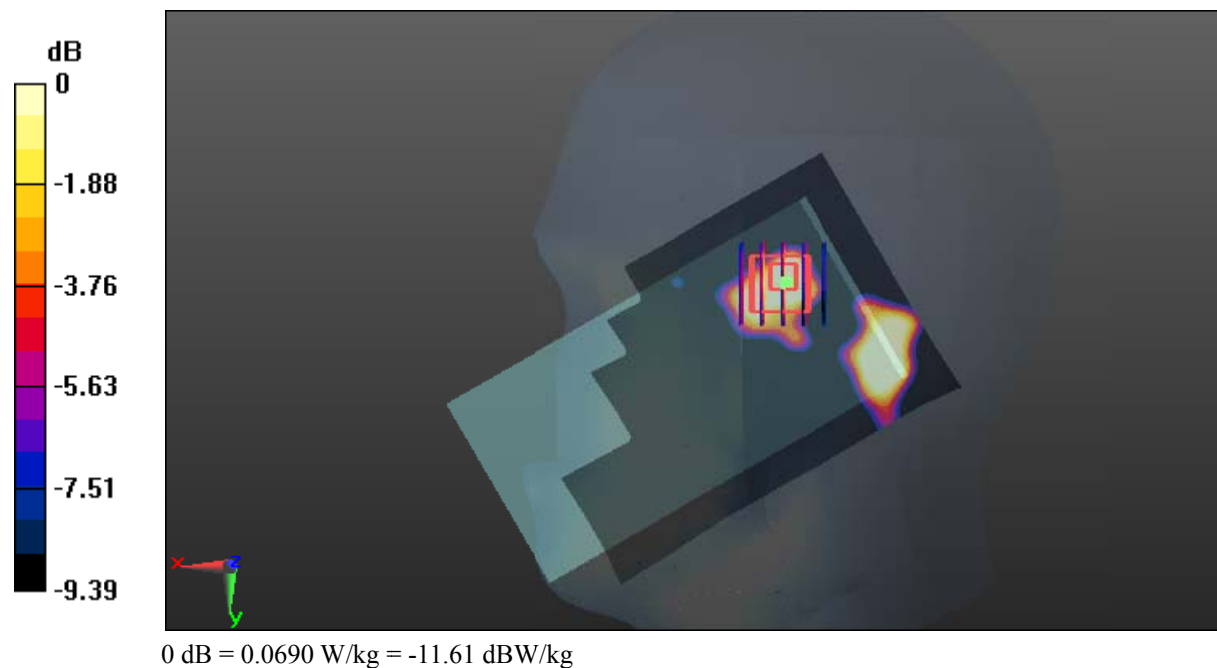
Zoom Scan (5x5x7)/Cube 0: Measurement grid: dx=8mm, dy=8mm, dz=5mm

Reference Value = 4.390 V/m; Power Drift = -0.03 dB

Peak SAR (extrapolated) = 0.115 W/kg

SAR(1 g) = 0.065 W/kg; SAR(10 g) = 0.032 W/kg

Maximum value of SAR (measured) = 0.0690 W/kg



Test Plot 140#: Antenna 1(Up Antenna)_LTE Band 4_Body Back_Low_1RB

DUT: LTE SMARTPHONE; Type: RG850; Serial: 18071000621

Communication System: Generic FDD-LTE; Frequency: 1720 MHz;Duty Cycle: 1:1
 Medium parameters used: $f = 1720$ MHz; $\sigma = 1.513$ S/m; $\epsilon_r = 52.88$; $\rho = 1000$ kg/m³ ;
 Phantom section: Left Section

DASY5 Configuration:

- Probe: EX3DV4 - SN7431; ConvF(8.23, 8.23, 8.23); Calibrated: 2017/9/30;
- Sensor-Surface: 1.4mm (Mechanical Surface Detection)
- Electronics: DAE4 Sn772;Calibrated: 2017/10/9
- Phantom: Triple Flat Phantom 5.1C; Type: QD 000 P51 CA; Serial: 1130
- Measurement SW: DASY52, Version 52.8 (8);

Area Scan (141x71x1): Interpolated grid: dx=1.500 mm, dy=1.500 mm

Maximum value of SAR (interpolated) = 0.527 W/kg

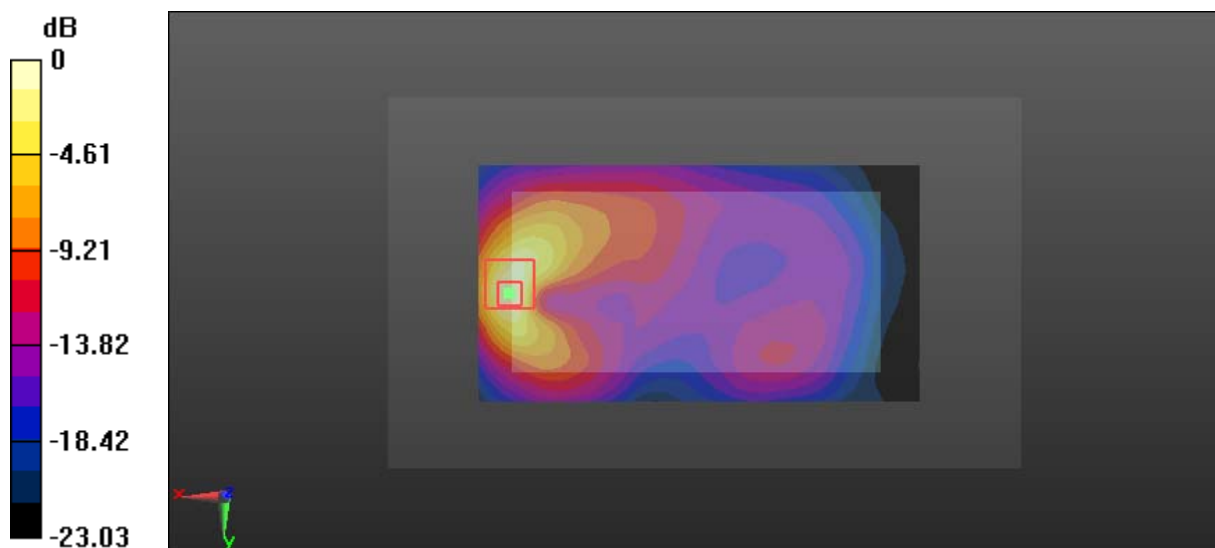
Zoom Scan (6x8x7)/Cube 0: Measurement grid: dx=8mm, dy=8mm, dz=5mm

Reference Value = 4.030 V/m; Power Drift = -0.17 dB

Peak SAR (extrapolated) = 0.924 W/kg

SAR(1 g) = 0.393 W/kg; SAR(10 g) = 0.201 W/kg

Maximum value of SAR (measured) = 0.494 W/kg



0 dB = 0.494 W/kg = -3.06 dBW/kg

Test Plot 141#: Antenna 1(Up Antenna)_LTE Band 4_Body Back_Middle_1RB**DUT: LTE SMARTPHONE; Type: RG850; Serial: 18071000621**

Communication System: Generic FDD-LTE; Frequency: 1732.5 MHz; Duty Cycle: 1:1
Medium parameters used: $f = 1732.5$ MHz; $\sigma = 1.525$ S/m; $\epsilon_r = 52.869$; $\rho = 1000$ kg/m³ ;
Phantom section: Left Section

DASY5 Configuration:

- Probe: EX3DV4 - SN7431; ConvF(8.23, 8.23, 8.23); Calibrated: 2017/9/30;
- Sensor-Surface: 1.4mm (Mechanical Surface Detection)
- Electronics: DAE4 Sn772; Calibrated: 2017/10/9
- Phantom: Triple Flat Phantom 5.1C; Type: QD 000 P51 CA; Serial: 1130
- Measurement SW: DASY52, Version 52.8 (8);

Area Scan (131x71x1): Interpolated grid: dx=1.500 mm, dy=1.500 mm

Maximum value of SAR (interpolated) = 0.628 W/kg

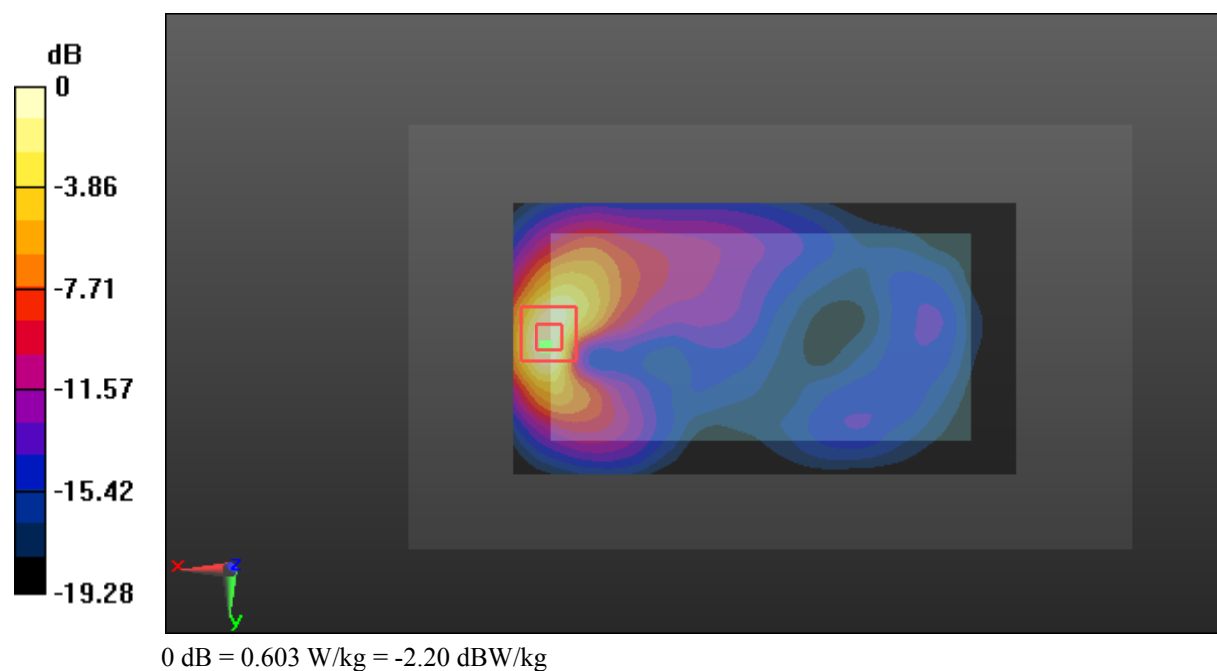
Zoom Scan (5x5x7)/Cube 0: Measurement grid: dx=8mm, dy=8mm, dz=5mm

Reference Value = 3.264 V/m; Power Drift = 0.20 dB

Peak SAR (extrapolated) = 0.727 W/kg

SAR(1 g) = 0.394 W/kg; SAR(10 g) = 0.201 W/kg

Maximum value of SAR (measured) = 0.603 W/kg



Test Plot 142#: Antenna 1(Up Antenna)_LTE Band 4_Body Back_High_1RB**DUT: LTE SMARTPHONE; Type: RG850; Serial: 18071000621**

Communication System: Generic FDD-LTE; Frequency: 1745 MHz; Duty Cycle: 1:1
Medium parameters used: $f = 1745$ MHz; $\sigma = 1.534$ S/m; $\epsilon_r = 52.708$; $\rho = 1000$ kg/m³ ;
Phantom section: Left Section

DASY5 Configuration:

- Probe: EX3DV4 - SN7431; ConvF(8.23, 8.23, 8.23); Calibrated: 2017/9/30;
- Sensor-Surface: 1.4mm (Mechanical Surface Detection)
- Electronics: DAE4 Sn772; Calibrated: 2017/10/9
- Phantom: Triple Flat Phantom 5.1C; Type: QD 000 P51 CA; Serial: 1130
- Measurement SW: DASY52, Version 52.8 (8);

Area Scan (141x71x1): Interpolated grid: dx=1.500 mm, dy=1.500 mm

Maximum value of SAR (interpolated) = 0.565 W/kg

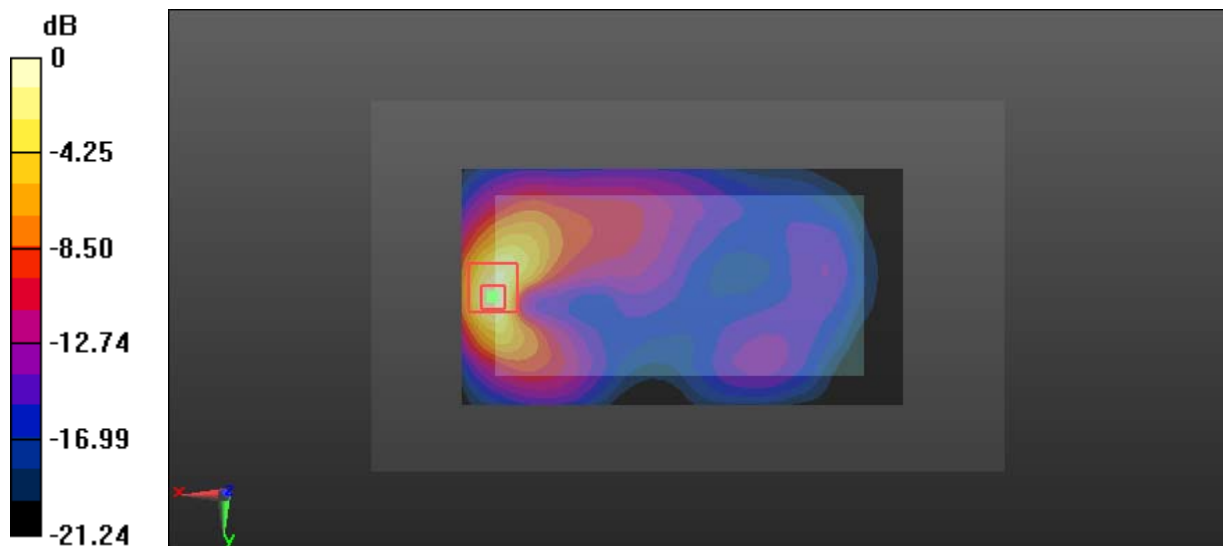
Zoom Scan (5x5x7)/Cube 0: Measurement grid: dx=8mm, dy=8mm, dz=5mm

Reference Value = 3.759 V/m; Power Drift = 0.18 dB

Peak SAR (extrapolated) = 0.745 W/kg

SAR(1 g) = 0.401 W/kg; SAR(10 g) = 0.201 W/kg

Maximum value of SAR (measured) = 0.639 W/kg



0 dB = 0.639 W/kg = -1.94 dBW/kg

Test Plot 143#: Antenna 1(Up Antenna)_LTE Band 4_Body Back_Middle_50%RB**DUT: LTE SMARTPHONE; Type: RG850; Serial: 18071000621**

Communication System: Generic FDD-LTE; Frequency: 1732.5 MHz; Duty Cycle: 1:1
Medium parameters used: $f = 1732.5$ MHz; $\sigma = 1.525$ S/m; $\epsilon_r = 52.869$; $\rho = 1000$ kg/m³ ;
Phantom section: Left Section

DASY5 Configuration:

- Probe: EX3DV4 - SN7431; ConvF(8.23, 8.23, 8.23); Calibrated: 2017/9/30;
- Sensor-Surface: 1.4mm (Mechanical Surface Detection)
- Electronics: DAE4 Sn772; Calibrated: 2017/10/9
- Phantom: Triple Flat Phantom 5.1C; Type: QD 000 P51 CA; Serial: 1130
- Measurement SW: DASY52, Version 52.8 (8);

Area Scan (131x71x1): Interpolated grid: dx=1.500 mm, dy=1.500 mm

Maximum value of SAR (interpolated) = 0.502 W/kg

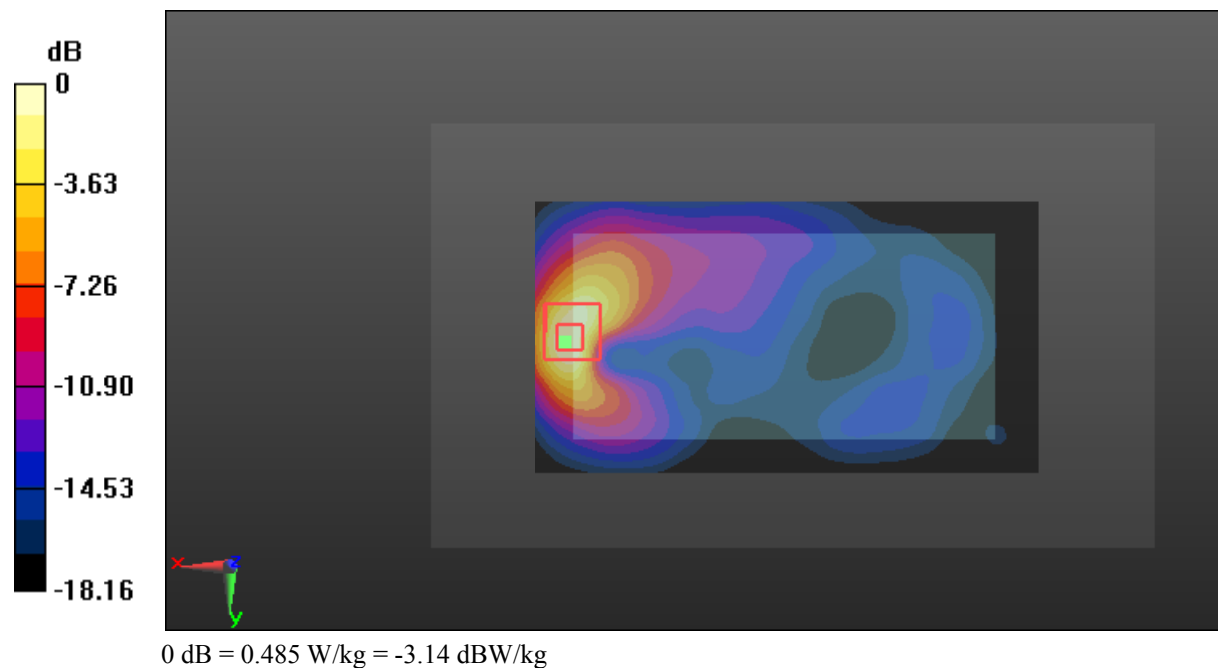
Zoom Scan (5x5x7)/Cube 0: Measurement grid: dx=8mm, dy=8mm, dz=5mm

Reference Value = 3.212 V/m; Power Drift = -0.06 dB

Peak SAR (extrapolated) = 0.605 W/kg

SAR(1 g) = 0.324 W/kg; SAR(10 g) = 0.164 W/kg

Maximum value of SAR (measured) = 0.485 W/kg



Test Plot 144#: Antenna 1(Up Antenna)_LTE Band 4_Body Left_Middle_1RB**DUT: LTE SMARTPHONE; Type: RG850; Serial: 18071000621**

Communication System: Generic FDD-LTE; Frequency: 1732.5 MHz; Duty Cycle: 1:1
Medium parameters used: $f = 1732.5$ MHz; $\sigma = 1.525$ S/m; $\epsilon_r = 52.869$; $\rho = 1000$ kg/m³ ;
Phantom section: Left Section

DASY5 Configuration:

- Probe: EX3DV4 - SN7431; ConvF(8.23, 8.23, 8.23); Calibrated: 2017/9/30;
- Sensor-Surface: 1.4mm (Mechanical Surface Detection)
- Electronics: DAE4 Sn772; Calibrated: 2017/10/9
- Phantom: Triple Flat Phantom 5.1C; Type: QD 000 P51 CA; Serial: 1130
- Measurement SW: DASY52, Version 52.8 (8);

Area Scan (131x41x1): Interpolated grid: dx=1.500 mm, dy=1.500 mm

Maximum value of SAR (interpolated) = 0.0918 W/kg


Zoom Scan (5x5x7)/Cube 0: Measurement grid: dx=8mm, dy=8mm, dz=5mm

Reference Value = 5.967 V/m; Power Drift = -0.07 dB

Peak SAR (extrapolated) = 0.111 W/kg

SAR(1 g) = 0.065 W/kg; SAR(10 g) = 0.039 W/kg

Maximum value of SAR (measured) = 0.0933 W/kg



Test Plot 145#: Antenna 1(Up Antenna)_LTE Band 4_Body Left_Middle_50%RB

DUT: LTE SMARTPHONE; Type: RG850; Serial: 18071000621

Communication System: Generic FDD-LTE; Frequency: 1732.5 MHz;Duty Cycle: 1:1
 Medium parameters used: $f = 1732.5$ MHz; $\sigma = 1.525$ S/m; $\epsilon_r = 52.869$; $\rho = 1000$ kg/m³ ;
 Phantom section: Left Section

DASY5 Configuration:

- Probe: EX3DV4 - SN7431; ConvF(8.23, 8.23, 8.23); Calibrated: 2017/9/30;
- Sensor-Surface: 1.4mm (Mechanical Surface Detection)
- Electronics: DAE4 Sn772;Calibrated: 2017/10/9
- Phantom: Triple Flat Phantom 5.1C; Type: QD 000 P51 CA; Serial: 1130
- Measurement SW: DASY52, Version 52.8 (8);

Area Scan (131x41x1): Interpolated grid: dx=1.500 mm, dy=1.500 mm

Maximum value of SAR (interpolated) = 0.0759 W/kg


Zoom Scan (5x5x7)/Cube 0: Measurement grid: dx=8mm, dy=8mm, dz=5mm

Reference Value = 5.253 V/m; Power Drift = -0.03 dB

Peak SAR (extrapolated) = 0.0890 W/kg

SAR(1 g) = 0.052 W/kg; SAR(10 g) = 0.032 W/kg

Maximum value of SAR (measured) = 0.0756 W/kg



Test Plot 146#: Antenna 1(Up Antenna)_LTE Band 4_Body Top_Middle_1RB**DUT: LTE SMARTPHONE; Type: RG850; Serial: 18071000621**

Communication System: Generic FDD-LTE; Frequency: 1732.5 MHz; Duty Cycle: 1:1
Medium parameters used: $f = 1732.5$ MHz; $\sigma = 1.525$ S/m; $\epsilon_r = 52.869$; $\rho = 1000$ kg/m³ ;
Phantom section: Left Section

DASY5 Configuration:

- Probe: EX3DV4 - SN7431; ConvF(8.23, 8.23, 8.23); Calibrated: 2017/9/30;
- Sensor-Surface: 1.4mm (Mechanical Surface Detection)
- Electronics: DAE4 Sn772; Calibrated: 2017/10/9
- Phantom: Triple Flat Phantom 5.1C; Type: QD 000 P51 CA; Serial: 1130
- Measurement SW: DASY52, Version 52.8 (8);

Area Scan (41x71x1): Interpolated grid: dx=1.500 mm, dy=1.500 mm

Maximum value of SAR (interpolated) = 0.250 W/kg


Zoom Scan (5x5x7)/Cube 0: Measurement grid: dx=8mm, dy=8mm, dz=5mm

Reference Value = 13.25 V/m; Power Drift = -0.18 dB

Peak SAR (extrapolated) = 0.283 W/kg

SAR(1 g) = 0.166 W/kg; SAR(10 g) = 0.093 W/kg

Maximum value of SAR (measured) = 0.240 W/kg



Test Plot 147#: Antenna 1(Up Antenna)_LTE Band 4_Body Top_Middle_50%RB**DUT: LTE SMARTPHONE; Type: RG850; Serial: 18071000621**

Communication System: Generic FDD-LTE; Frequency: 1732.5 MHz; Duty Cycle: 1:1
Medium parameters used: $f = 1732.5$ MHz; $\sigma = 1.525$ S/m; $\epsilon_r = 52.869$; $\rho = 1000$ kg/m³ ;
Phantom section: Left Section

DASY5 Configuration:

- Probe: EX3DV4 - SN7431; ConvF(8.23, 8.23, 8.23); Calibrated: 2017/9/30;
- Sensor-Surface: 1.4mm (Mechanical Surface Detection)
- Electronics: DAE4 Sn772; Calibrated: 2017/10/9
- Phantom: Triple Flat Phantom 5.1C; Type: QD 000 P51 CA; Serial: 1130
- Measurement SW: DASY52, Version 52.8 (8);

Area Scan (41x71x1): Interpolated grid: dx=1.500 mm, dy=1.500 mm

Maximum value of SAR (interpolated) = 0.186 W/kg


Zoom Scan (5x5x7)/Cube 0: Measurement grid: dx=8mm, dy=8mm, dz=5mm

Reference Value = 11.44 V/m; Power Drift = -0.09 dB

Peak SAR (extrapolated) = 0.219 W/kg

SAR(1 g) = 0.129 W/kg; SAR(10 g) = 0.073 W/kg

Maximum value of SAR (measured) = 0.185 W/kg



Test Plot 148#: Antenna 2(Down Antenna)_LTE Band 4_Head Flat_Low_1RB**DUT: LTE SMARTPHONE; Type: RG850; Serial: 18071000621**

Communication System: Generic FDD-LTE; Frequency: 1720 MHz; Duty Cycle: 1:1
Medium parameters used: $f = 1720$ MHz; $\sigma = 1.327$ S/m; $\epsilon_r = 41.235$; $\rho = 1000$ kg/m³ ;
Phantom section: Flat Section

DASY5 Configuration:

- Probe: EX3DV4 - SN7431; ConvF(8.36, 8.36, 8.36); Calibrated: 2017/9/30;
- Sensor-Surface: 1.4mm (Mechanical Surface Detection)
- Electronics: DAE4 Sn772; Calibrated: 2017/10/9
- Phantom: Twin SAM; Type: Twin SAM V5.0; Serial: 1412
- Measurement SW: DASY52, Version 52.8 (8);

Area Scan (71x121x1): Interpolated grid: dx=1.500 mm, dy=1.500 mm

Maximum value of SAR (interpolated) = 0.104 W/kg

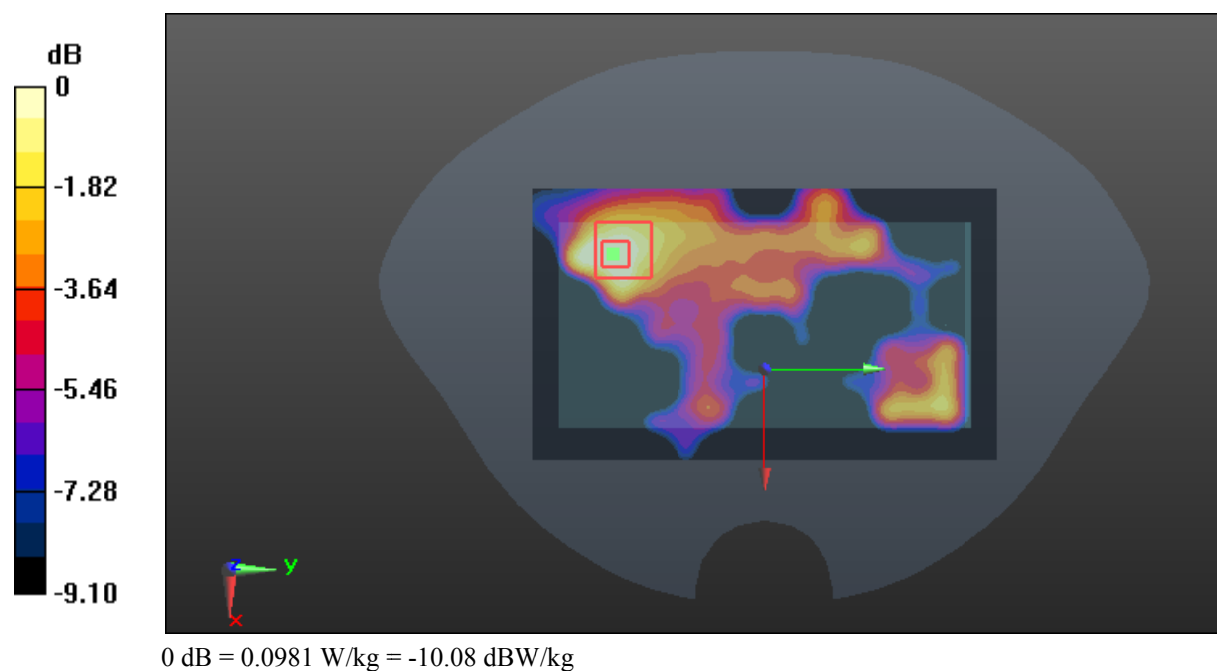
Zoom Scan (5x5x7)/Cube 0: Measurement grid: dx=8mm, dy=8mm, dz=5mm

Reference Value = 4.694 V/m; Power Drift = -0.05 dB

Peak SAR (extrapolated) = 0.130 W/kg

SAR(1 g) = 0.087 W/kg; SAR(10 g) = 0.051 W/kg

Maximum value of SAR (measured) = 0.0981 W/kg



Test Plot 149#: Antenna 2(Down Antenna)_LTE Band 4_Head Flat_Middle_1RB**DUT: LTE SMARTPHONE; Type: RG850; Serial: 18071000621**

Communication System: Generic FDD-LTE; Frequency: 1732.5 MHz; Duty Cycle: 1:1
Medium parameters used: $f = 1732.5$ MHz; $\sigma = 1.344$ S/m; $\epsilon_r = 41.222$; $\rho = 1000$ kg/m³ ;
Phantom section: Flat Section

DASY5 Configuration:

- Probe: EX3DV4 - SN7431; ConvF(8.36, 8.36, 8.36); Calibrated: 2017/9/30;
- Sensor-Surface: 1.4mm (Mechanical Surface Detection)
- Electronics: DAE4 Sn772; Calibrated: 2017/10/9
- Phantom: Twin SAM; Type: Twin SAM V5.0; Serial: 1412
- Measurement SW: DASY52, Version 52.8 (8);

Area Scan (71x121x1): Interpolated grid: dx=1.500 mm, dy=1.500 mm

Maximum value of SAR (interpolated) = 0.118 W/kg

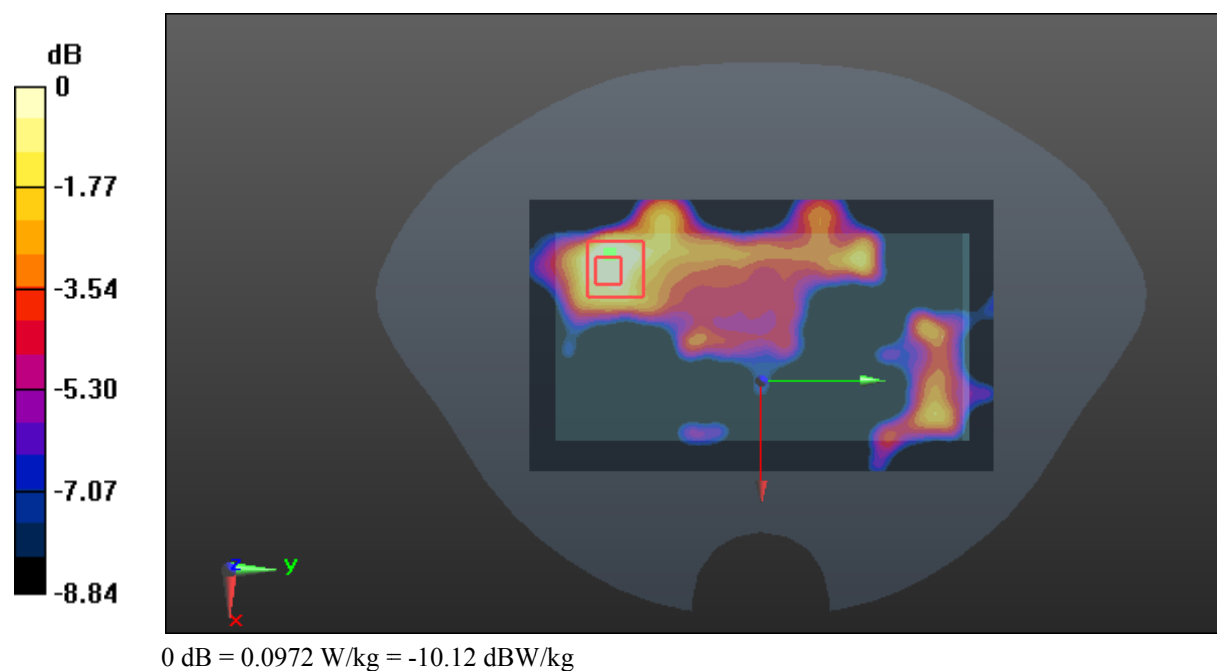
Zoom Scan (5x5x7)/Cube 0: Measurement grid: dx=8mm, dy=8mm, dz=5mm

Reference Value = 4.553 V/m; Power Drift = 0.14 dB

Peak SAR (extrapolated) = 0.137 W/kg

SAR(1 g) = 0.085 W/kg; SAR(10 g) = 0.049 W/kg

Maximum value of SAR (measured) = 0.0972 W/kg



Test Plot 150#: Antenna 2(Down Antenna)_LTE Band 4_Head Flat_Middle_50%RB**DUT: LTE SMARTPHONE; Type: RG850; Serial: 18071000621**

Communication System: Generic FDD-LTE; Frequency: 1732.5 MHz; Duty Cycle: 1:1
Medium parameters used: $f = 1732.5$ MHz; $\sigma = 1.344$ S/m; $\epsilon_r = 41.222$; $\rho = 1000$ kg/m³ ;
Phantom section: Flat Section

DASY5 Configuration:

- Probe: EX3DV4 - SN7431; ConvF(8.36, 8.36, 8.36); Calibrated: 2017/9/30;
- Sensor-Surface: 1.4mm (Mechanical Surface Detection)
- Electronics: DAE4 Sn772; Calibrated: 2017/10/9
- Phantom: Twin SAM; Type: Twin SAM V5.0; Serial: 1412
- Measurement SW: DASY52, Version 52.8 (8);

Area Scan (71x121x1): Interpolated grid: dx=1.500 mm, dy=1.500 mm

Maximum value of SAR (interpolated) = 0.0826 W/kg

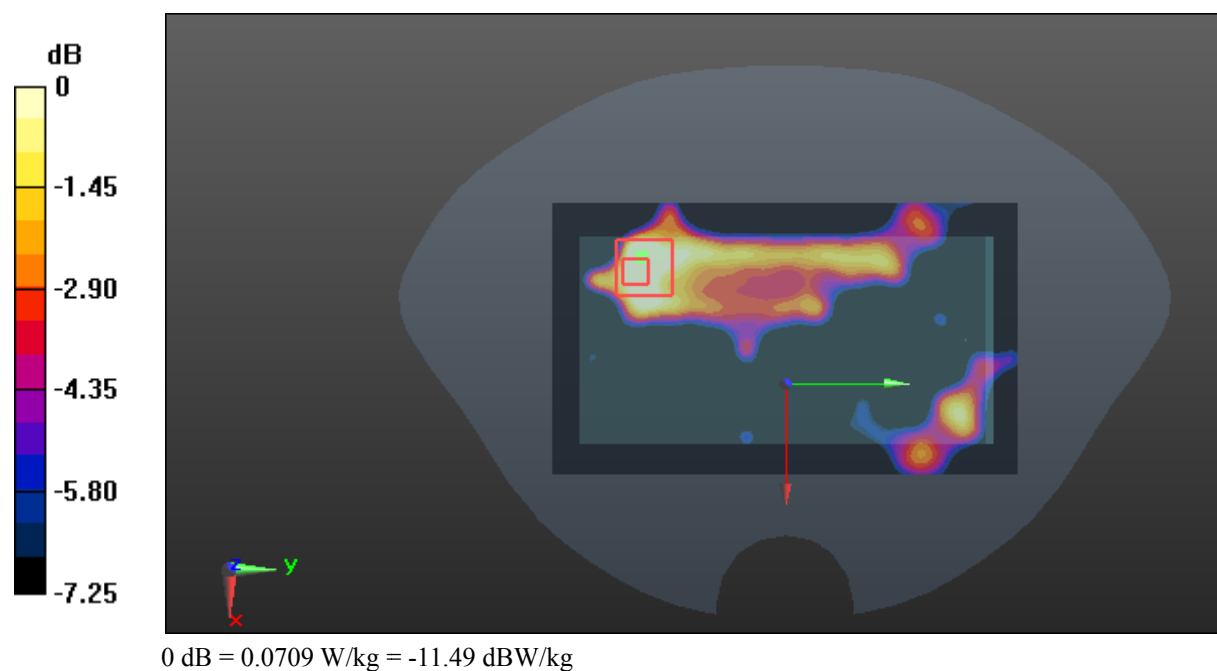
Zoom Scan (5x5x7)/Cube 0: Measurement grid: dx=8mm, dy=8mm, dz=5mm

Reference Value = 4.250 V/m; Power Drift = 0.02 dB

Peak SAR (extrapolated) = 0.120 W/kg

SAR(1 g) = 0.064 W/kg; SAR(10 g) = 0.033 W/kg

Maximum value of SAR (measured) = 0.0709 W/kg



Test Plot 151#: Antenna 2(Down Antenna)_LTE Band 4_Head Flat_High_1RB**DUT: LTE SMARTPHONE; Type: RG850; Serial: 18071000621**

Communication System: Generic FDD-LTE; Frequency: 1745 MHz; Duty Cycle: 1:1
Medium parameters used: $f = 1745$ MHz; $\sigma = 1.351$ S/m; $\epsilon_r = 41.128$; $\rho = 1000$ kg/m³ ;
Phantom section: Flat Section

DASY5 Configuration:

- Probe: EX3DV4 - SN7431; ConvF(8.36, 8.36, 8.36); Calibrated: 2017/9/30;
- Sensor-Surface: 1.4mm (Mechanical Surface Detection)
- Electronics: DAE4 Sn772; Calibrated: 2017/10/9
- Phantom: Twin SAM; Type: Twin SAM V5.0; Serial: 1412
- Measurement SW: DASY52, Version 52.8 (8);

Area Scan (71x121x1): Interpolated grid: dx=1.500 mm, dy=1.500 mm

Maximum value of SAR (interpolated) = 0.100 W/kg

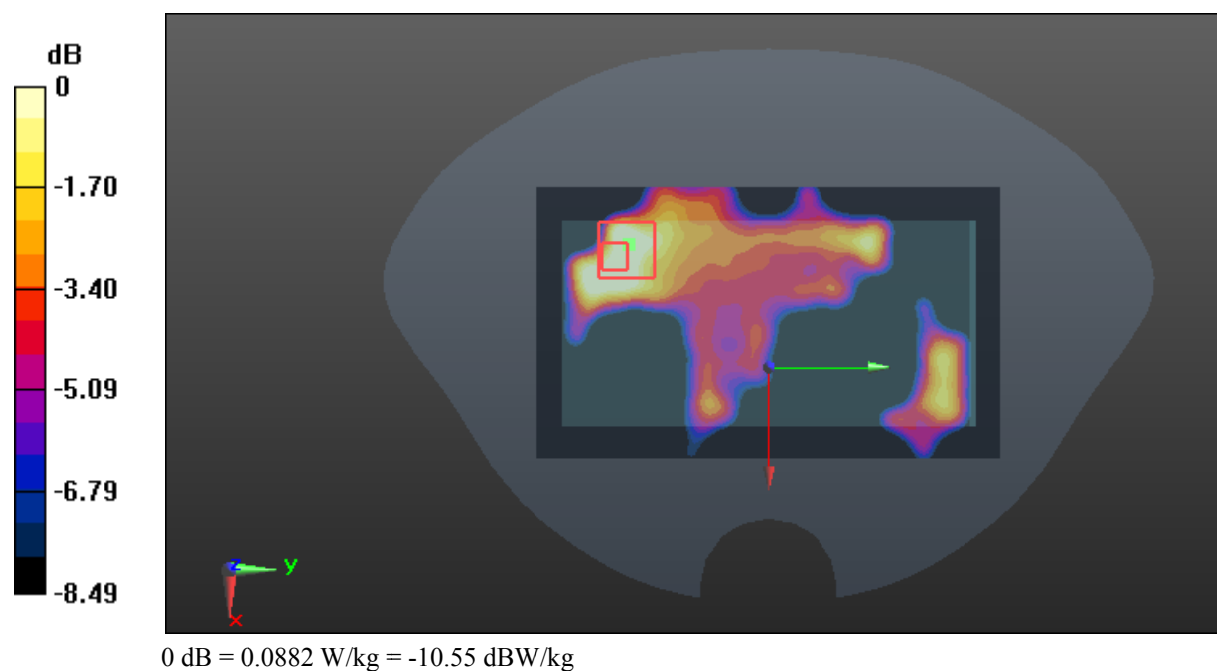
Zoom Scan (5x5x7)/Cube 0: Measurement grid: dx=8mm, dy=8mm, dz=5mm

Reference Value = 4.528 V/m; Power Drift = 0.12 dB

Peak SAR (extrapolated) = 0.126 W/kg

SAR(1 g) = 0.079 W/kg; SAR(10 g) = 0.043 W/kg

Maximum value of SAR (measured) = 0.0882 W/kg



Test Plot 152#: Antenna 2(Down Antenna)_LTE Band 4 _Body Back_Low_1RB**DUT: LTE SMARTPHONE; Type: RG850; Serial: 18071000621**

Communication System: Generic FDD-LTE; Frequency: 1720 MHz; Duty Cycle: 1:1
Medium parameters used: $f = 1720$ MHz; $\sigma = 1.513$ S/m; $\epsilon_r = 52.88$; $\rho = 1000$ kg/m³ ;
Phantom section: Left Section

DASY5 Configuration:

- Probe: EX3DV4 - SN7431; ConvF(8.23, 8.23, 8.23); Calibrated: 2017/9/30;
- Sensor-Surface: 1.4mm (Mechanical Surface Detection)
- Electronics: DAE4 Sn772; Calibrated: 2017/10/9
- Phantom: Triple Flat Phantom 5.1C; Type: QD 000 P51 CA; Serial: 1130
- Measurement SW: DASY52, Version 52.8 (8);

Area Scan (131x71x1): Interpolated grid: dx=1.500 mm, dy=1.500 mm

Maximum value of SAR (interpolated) = 0.310 W/kg

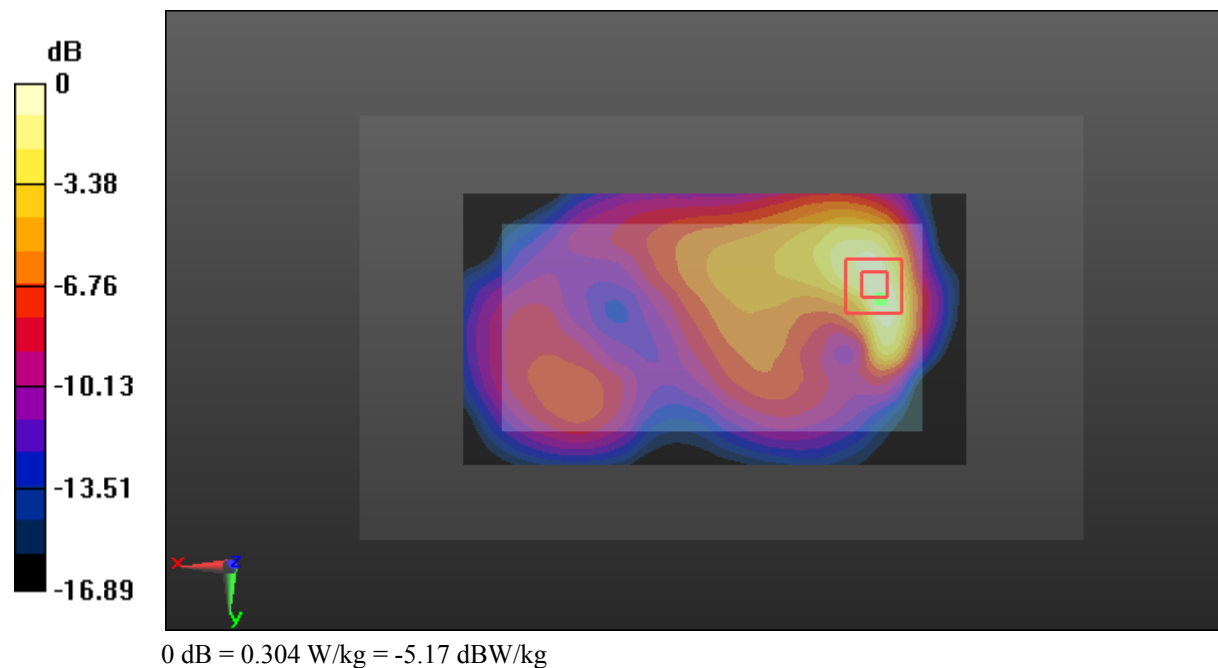
Zoom Scan (5x5x7)/Cube 0: Measurement grid: dx=8mm, dy=8mm, dz=5mm

Reference Value = 6.879 V/m; Power Drift = 0.07 dB

Peak SAR (extrapolated) = 0.375 W/kg

SAR(1 g) = 0.209 W/kg; SAR(10 g) = 0.116 W/kg

Maximum value of SAR (measured) = 0.304 W/kg



Test Plot 153#: Antenna 2(Down Antenna)_LTE Band 4 _Body Back _Middle _1RB**DUT: LTE SMARTPHONE; Type: RG850; Serial: 18071000621**

Communication System: Generic FDD-LTE; Frequency: 1732.5 MHz; Duty Cycle: 1:1
Medium parameters used: $f = 1732.5$ MHz; $\sigma = 1.525$ S/m; $\epsilon_r = 52.869$; $\rho = 1000$ kg/m³ ;
Phantom section: Left Section

DASY5 Configuration:

- Probe: EX3DV4 - SN7431; ConvF(8.23, 8.23, 8.23); Calibrated: 2017/9/30;
- Sensor-Surface: 1.4mm (Mechanical Surface Detection)
- Electronics: DAE4 Sn772; Calibrated: 2017/10/9
- Phantom: Triple Flat Phantom 5.1C; Type: QD 000 P51 CA; Serial: 1130
- Measurement SW: DASY52, Version 52.8 (8);

Area Scan (131x71x1): Interpolated grid: dx=1.500 mm, dy=1.500 mm

Maximum value of SAR (interpolated) = 0.550 W/kg

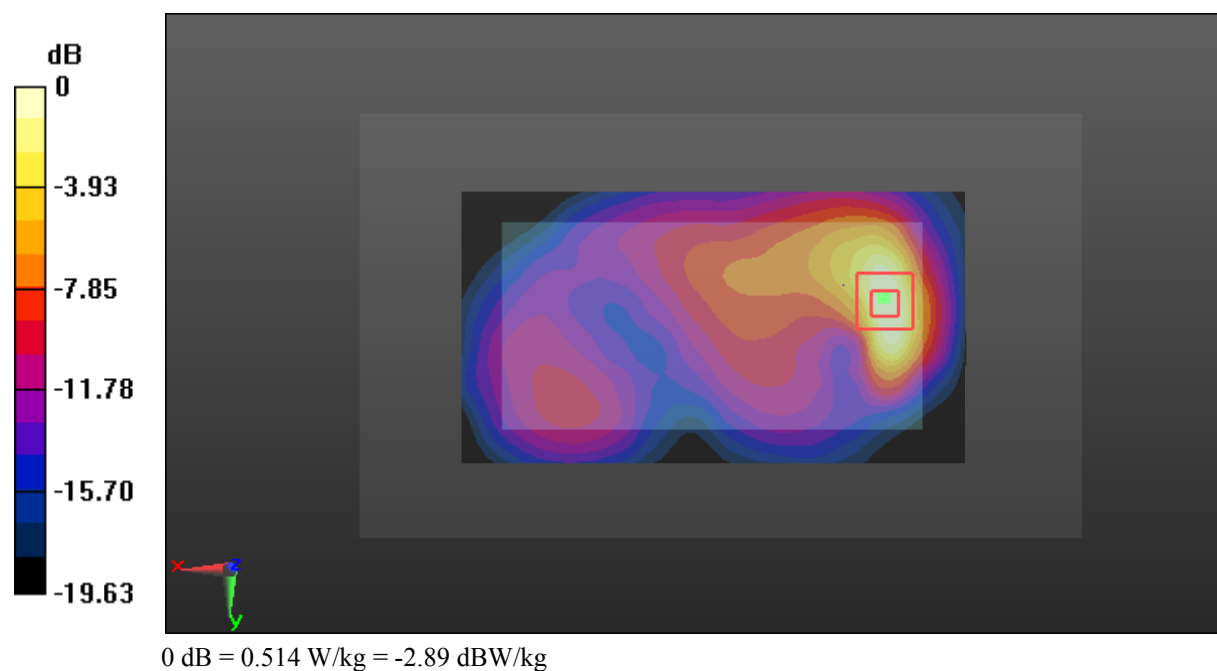
Zoom Scan (5x5x7)/Cube 0: Measurement grid: dx=8mm, dy=8mm, dz=5mm

Reference Value = 6.329 V/m; Power Drift = 0.10 dB

Peak SAR (extrapolated) = 0.625 W/kg

SAR(1 g) = 0.340 W/kg; SAR(10 g) = 0.180 W/kg

Maximum value of SAR (measured) = 0.514 W/kg



Test Plot 154#: Antenna 2(Down Antenna)_LTE Band 4_Body Back_High_1RB

DUT: LTE SMARTPHONE; Type: RG850; Serial: 18071000621

Communication System: Generic FDD-LTE; Frequency: 1745 MHz; Duty Cycle: 1:1
 Medium parameters used: $f = 1745 \text{ MHz}$; $\sigma = 1.534 \text{ S/m}$; $\epsilon_r = 52.708$; $\rho = 1000 \text{ kg/m}^3$;
 Phantom section: Left Section

DASY5 Configuration:

- Probe: EX3DV4 - SN7431; ConvF(8.23, 8.23, 8.23); Calibrated: 2017/9/30;
- Sensor-Surface: 1.4mm (Mechanical Surface Detection)
- Electronics: DAE4 Sn772; Calibrated: 2017/10/9
- Phantom: Triple Flat Phantom 5.1C; Type: QD 000 P51 CA; Serial: 1130
- Measurement SW: DASY52, Version 52.8 (8);

Area Scan (131x71x1): Interpolated grid: $dx=1.500 \text{ mm}$, $dy=1.500 \text{ mm}$

Maximum value of SAR (interpolated) = 0.520 W/kg

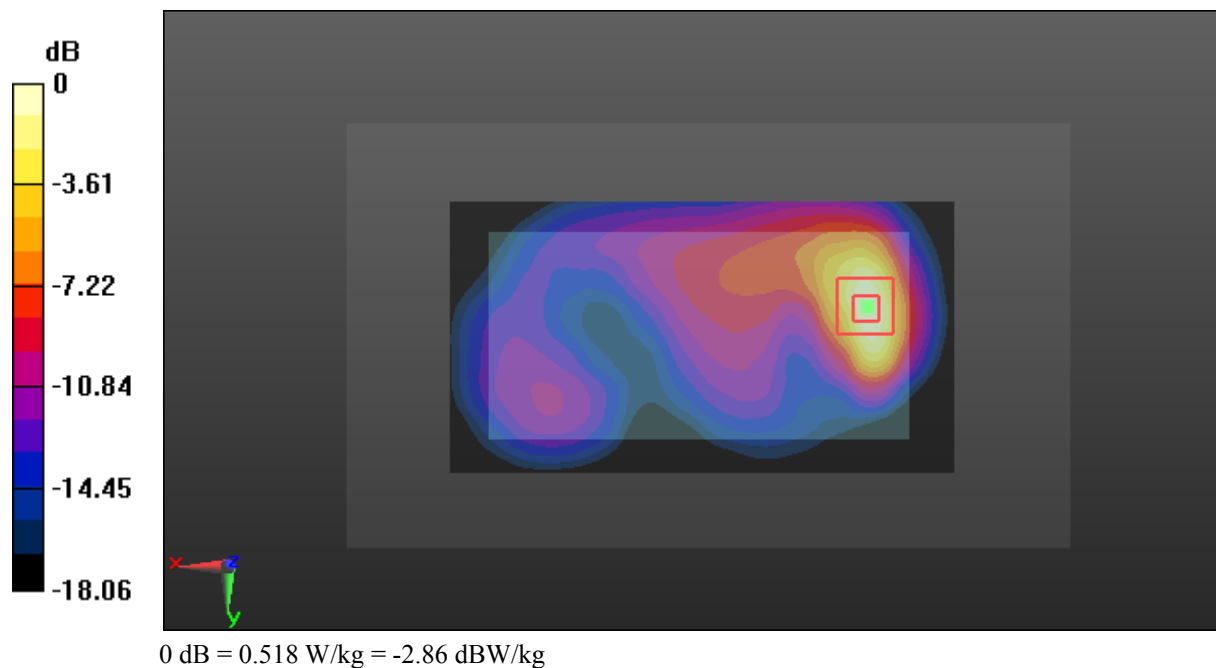
Zoom Scan (5x5x7)/Cube 0: Measurement grid: $dx=8\text{mm}$, $dy=8\text{mm}$, $dz=5\text{mm}$

Reference Value = 5.879 V/m; Power Drift = -0.05 dB

Peak SAR (extrapolated) = 0.632 W/kg

SAR(1 g) = 0.351 W/kg; SAR(10 g) = 0.183 W/kg

Maximum value of SAR (measured) = 0.518 W/kg



Test Plot 155#: Antenna 2(Down Antenna)_LTE Band 4_Body Back_Middle_50%RB**DUT: LTE SMARTPHONE; Type: RG850; Serial: 18071000621**

Communication System: Generic FDD-LTE; Frequency: 1732.5 MHz; Duty Cycle: 1:1
Medium parameters used: $f = 1732.5$ MHz; $\sigma = 1.525$ S/m; $\epsilon_r = 52.869$; $\rho = 1000$ kg/m³ ;
Phantom section: Left Section

DASY5 Configuration:

- Probe: EX3DV4 - SN7431; ConvF(8.23, 8.23, 8.23); Calibrated: 2017/9/30;
- Sensor-Surface: 1.4mm (Mechanical Surface Detection)
- Electronics: DAE4 Sn772; Calibrated: 2017/10/9
- Phantom: Triple Flat Phantom 5.1C; Type: QD 000 P51 CA; Serial: 1130
- Measurement SW: DASY52, Version 52.8 (8);

Area Scan (131x71x1): Interpolated grid: dx=1.500 mm, dy=1.500 mm

Maximum value of SAR (interpolated) = 0.453 W/kg

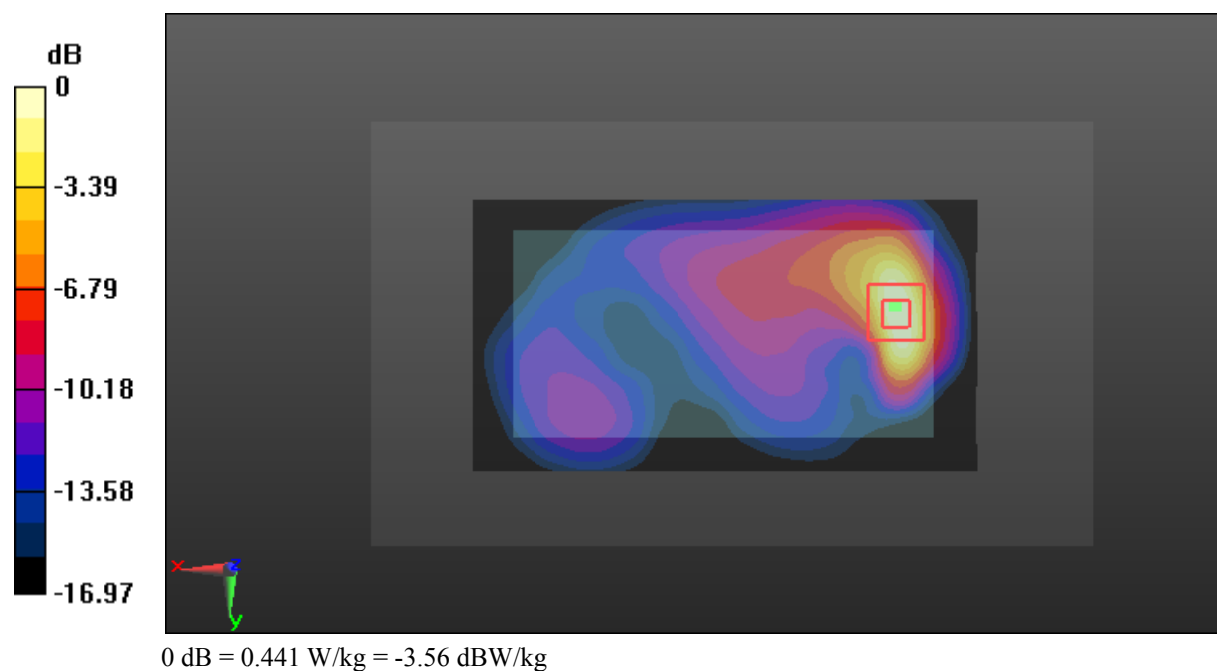
Zoom Scan (5x5x7)/Cube 0: Measurement grid: dx=8mm, dy=8mm, dz=5mm

Reference Value = 5.531 V/m; Power Drift = 0.03 dB

Peak SAR (extrapolated) = 0.543 W/kg

SAR(1 g) = 0.293 W/kg; SAR(10 g) = 0.154 W/kg

Maximum value of SAR (measured) = 0.441 W/kg



Test Plot 156#: Antenna 2(Down Antenna)_LTE Band 4_Body Left_Middle_1RB

DUT: LTE SMARTPHONE; Type: RG850; Serial: 18071000621

Communication System: Generic FDD-LTE; Frequency: 1732.5 MHz;Duty Cycle: 1:1
 Medium parameters used: $f = 1732.5$ MHz; $\sigma = 1.525$ S/m; $\epsilon_r = 52.869$; $\rho = 1000$ kg/m³ ;
 Phantom section: Left Section

DASY5 Configuration:

- Probe: EX3DV4 - SN7431; ConvF(8.23, 8.23, 8.23); Calibrated: 2017/9/30;
- Sensor-Surface: 1.4mm (Mechanical Surface Detection)
- Electronics: DAE4 Sn772;Calibrated: 2017/10/9
- Phantom: Triple Flat Phantom 5.1C; Type: QD 000 P51 CA; Serial: 1130
- Measurement SW: DASY52, Version 52.8 (8);

Area Scan (131x41x1): Interpolated grid: dx=1.500 mm, dy=1.500 mm

Maximum value of SAR (interpolated) = 0.265 W/kg


Zoom Scan (6x5x7)/Cube 0: Measurement grid: dx=8mm, dy=8mm, dz=5mm

Reference Value = 8.245 V/m; Power Drift = 0.05 dB

Peak SAR (extrapolated) = 0.322 W/kg

SAR(1 g) = 0.191 W/kg; SAR(10 g) = 0.112 W/kg

Maximum value of SAR (measured) = 0.276 W/kg



Test Plot 157#: Antenna 2(Down Antenna)_LTE Band 4_Body Left_Middle_50%RB**DUT: LTE SMARTPHONE; Type: RG850; Serial: 18071000621**

Communication System: Generic FDD-LTE; Frequency: 1732.5 MHz; Duty Cycle: 1:1
Medium parameters used: $f = 1732.5$ MHz; $\sigma = 1.525$ S/m; $\epsilon_r = 52.869$; $\rho = 1000$ kg/m³ ;
Phantom section: Left Section

DASY5 Configuration:

- Probe: EX3DV4 - SN7431; ConvF(8.23, 8.23, 8.23); Calibrated: 2017/9/30;
- Sensor-Surface: 1.4mm (Mechanical Surface Detection)
- Electronics: DAE4 Sn772; Calibrated: 2017/10/9
- Phantom: Triple Flat Phantom 5.1C; Type: QD 000 P51 CA; Serial: 1130
- Measurement SW: DASY52, Version 52.8 (8);

Area Scan (131x41x1): Interpolated grid: dx=1.500 mm, dy=1.500 mm

Maximum value of SAR (interpolated) = 0.202 W/kg


Zoom Scan (5x5x7)/Cube 0: Measurement grid: dx=8mm, dy=8mm, dz=5mm

Reference Value = 7.213 V/m; Power Drift = 0.08 dB

Peak SAR (extrapolated) = 0.236 W/kg

SAR(1 g) = 0.143 W/kg; SAR(10 g) = 0.085 W/kg

Maximum value of SAR (measured) = 0.202 W/kg



Test Plot 158#: Antenna 2(Down Antenna)_LTE Band 4_Body Right_Middle_1RB**DUT: LTE SMARTPHONE; Type: RG850; Serial: 18071000621**

Communication System: Generic FDD-LTE; Frequency: 1732.5 MHz; Duty Cycle: 1:1
Medium parameters used: $f = 1732.5$ MHz; $\sigma = 1.525$ S/m; $\epsilon_r = 52.869$; $\rho = 1000$ kg/m³ ;
Phantom section: Left Section

DASY5 Configuration:

- Probe: EX3DV4 - SN7431; ConvF(8.23, 8.23, 8.23); Calibrated: 2017/9/30;
- Sensor-Surface: 1.4mm (Mechanical Surface Detection)
- Electronics: DAE4 Sn772; Calibrated: 2017/10/9
- Phantom: Triple Flat Phantom 5.1C; Type: QD 000 P51 CA; Serial: 1130
- Measurement SW: DASY52, Version 52.8 (8);

Area Scan (131x41x1): Interpolated grid: dx=1.500 mm, dy=1.500 mm

Maximum value of SAR (interpolated) = 0.0633 W/kg


Zoom Scan (5x5x7)/Cube 0: Measurement grid: dx=8mm, dy=8mm, dz=5mm

Reference Value = 3.158 V/m; Power Drift = 0.02 dB

Peak SAR (extrapolated) = 0.0760 W/kg

SAR(1 g) = 0.046 W/kg; SAR(10 g) = 0.028 W/kg

Maximum value of SAR (measured) = 0.0650 W/kg



Test Plot 159#: Antenna 2(Down Antenna)_LTE Band 4_Body Right_Middle_50%RB**DUT: LTE SMARTPHONE; Type: RG850; Serial: 18071000621**

Communication System: Generic FDD-LTE; Frequency: 1732.5 MHz; Duty Cycle: 1:1
Medium parameters used: $f = 1732.5$ MHz; $\sigma = 1.525$ S/m; $\epsilon_r = 52.869$; $\rho = 1000$ kg/m³ ;
Phantom section: Left Section

DASY5 Configuration:

- Probe: EX3DV4 - SN7431; ConvF(8.23, 8.23, 8.23); Calibrated: 2017/9/30;
- Sensor-Surface: 1.4mm (Mechanical Surface Detection)
- Electronics: DAE4 Sn772; Calibrated: 2017/10/9
- Phantom: Triple Flat Phantom 5.1C; Type: QD 000 P51 CA; Serial: 1130
- Measurement SW: DASY52, Version 52.8 (8);

Area Scan (131x41x1): Interpolated grid: dx=1.500 mm, dy=1.500 mm

Maximum value of SAR (interpolated) = 0.0466 W/kg


Zoom Scan (5x5x7)/Cube 0: Measurement grid: dx=8mm, dy=8mm, dz=5mm

Reference Value = 2.922 V/m; Power Drift = 0.19 dB

Peak SAR (extrapolated) = 0.0550 W/kg

SAR(1 g) = 0.033 W/kg; SAR(10 g) = 0.020 W/kg

Maximum value of SAR (measured) = 0.0469 W/kg



Test Plot 160#: Antenna 2(Down Antenna)_LTE Band 4 _Body Bottom _Middle _1RB

DUT: LTE SMARTPHONE; Type: RG850; Serial: 18071000621

Communication System: Generic FDD-LTE; Frequency: 1732.5 MHz;Duty Cycle: 1:1
 Medium parameters used: $f = 1732.5 \text{ MHz}$; $\sigma = 1.525 \text{ S/m}$; $\epsilon_r = 52.869$; $\rho = 1000 \text{ kg/m}^3$;
 Phantom section: Left Section

DASY5 Configuration:

- Probe: EX3DV4 - SN7431; ConvF(8.23, 8.23, 8.23); Calibrated: 2017/9/30;
- Sensor-Surface: 1.4mm (Mechanical Surface Detection)
- Electronics: DAE4 Sn772;Calibrated: 2017/10/9
- Phantom: Triple Flat Phantom 5.1C; Type: QD 000 P51 CA; Serial: 1130
- Measurement SW: DASY52, Version 52.8 (8);

Area Scan (41x71x1): Interpolated grid: $dx=1.500 \text{ mm}$, $dy=1.500 \text{ mm}$

Maximum value of SAR (interpolated) = 0.203 W/kg


Zoom Scan (5x5x7)/Cube 0: Measurement grid: $dx=8\text{mm}$, $dy=8\text{mm}$, $dz=5\text{mm}$

Reference Value = 9.743 V/m; Power Drift = -0.16 dB

Peak SAR (extrapolated) = 0.216 W/kg

SAR(1 g) = 0.123 W/kg; SAR(10 g) = 0.068 W/kg

Maximum value of SAR (measured) = 0.183 W/kg



Test Plot 161#: Antenna 2(Down Antenna)_LTE Band 4_Body Bottom_Middle_50%RB**DUT: LTE SMARTPHONE; Type: RG850; Serial: 18071000621**

Communication System: Generic FDD-LTE; Frequency: 1732.5 MHz; Duty Cycle: 1:1
Medium parameters used: $f = 1732.5$ MHz; $\sigma = 1.525$ S/m; $\epsilon_r = 52.869$; $\rho = 1000$ kg/m³ ;
Phantom section: Left Section

DASY5 Configuration:

- Probe: EX3DV4 - SN7431; ConvF(8.23, 8.23, 8.23); Calibrated: 2017/9/30;
- Sensor-Surface: 1.4mm (Mechanical Surface Detection)
- Electronics: DAE4 Sn772; Calibrated: 2017/10/9
- Phantom: Triple Flat Phantom 5.1C; Type: QD 000 P51 CA; Serial: 1130
- Measurement SW: DASY52, Version 52.8 (8);

Area Scan (41x71x1): Interpolated grid: dx=1.500 mm, dy=1.500 mm

Maximum value of SAR (interpolated) = 0.160 W/kg


Zoom Scan (5x5x7)/Cube 0: Measurement grid: dx=8mm, dy=8mm, dz=5mm

Reference Value = 8.825 V/m; Power Drift = -0.04 dB

Peak SAR (extrapolated) = 0.176 W/kg

SAR(1 g) = 0.102 W/kg; SAR(10 g) = 0.056 W/kg

Maximum value of SAR (measured) = 0.150 W/kg



Test Plot 162#: Antenna 1(Up Antenna)_LTE Band 5_Head Left Cheek_Low_1RB**DUT: LTE SMARTPHONE; Type: RG850; Serial: 18071000621**

Communication System: Generic FDD-LTE; Frequency: 829 MHz; Duty Cycle: 1:1
Medium parameters used: $f = 829$ MHz; $\sigma = 0.875$ S/m; $\epsilon_r = 42.369$; $\rho = 1000$ kg/m³ ;
Phantom section: Left Section

DASY5 Configuration:

- Probe: EX3DV4 - SN7431; ConvF(10.04, 10.04, 10.04); Calibrated: 2017/9/30;
- Sensor-Surface: 1.4mm (Mechanical Surface Detection)
- Electronics: DAE4 Sn772; Calibrated: 2017/10/9
- Phantom: Twin SAM; Type: Twin SAM V5.0; Serial: 1412
- Measurement SW: DASY52, Version 52.8 (8);

Area Scan (131x71x1): Interpolated grid: dx=1.500 mm, dy=1.500 mm

Maximum value of SAR (interpolated) = 0.0286 W/kg

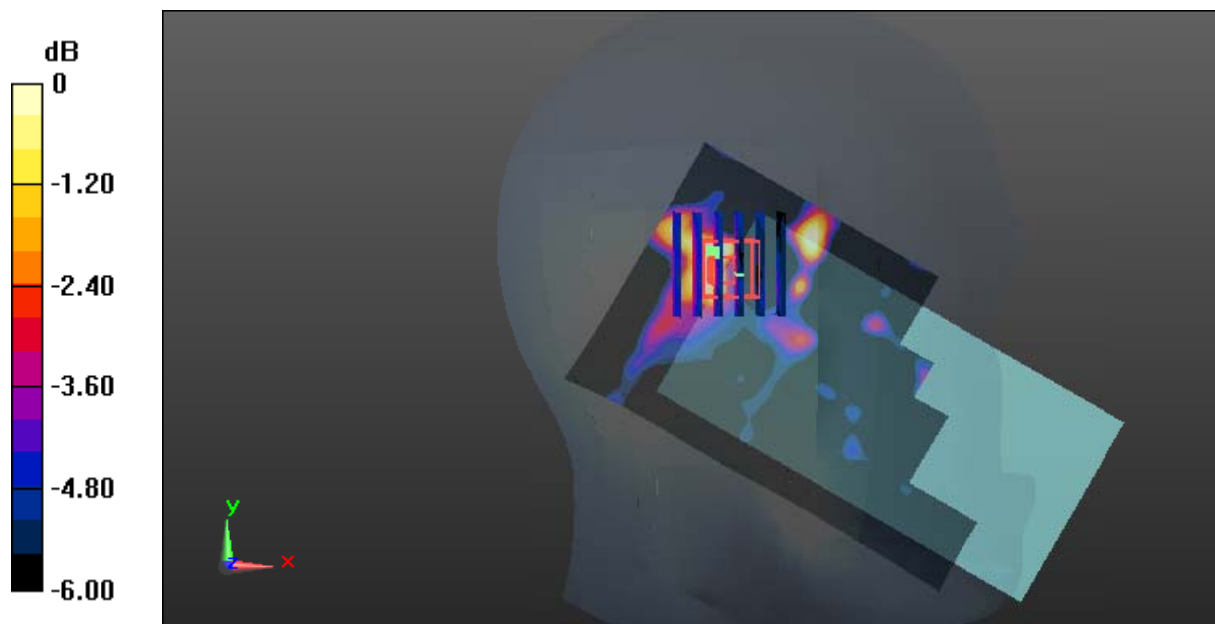
Zoom Scan (6x6x7)/Cube 0: Measurement grid: dx=8mm, dy=8mm, dz=5mm

Reference Value = 3.565 V/m; Power Drift = -0.19 dB

Peak SAR (extrapolated) = 0.120 W/kg

SAR(1 g) = 0.025 W/kg; SAR(10 g) = 0.00717 W/kg

Maximum value of SAR (measured) = 0.0220 W/kg



0 dB = 0.0220 W/kg = -16.58 dBW/kg

Test Plot 163#: Antenna 1(Up Antenna)_LTE Band 5_Head Left Cheek_Middle_1RB**DUT: LTE SMARTPHONE; Type: RG850; Serial: 18071000621**

Communication System: Generic FDD-LTE; Frequency: 836.5 MHz; Duty Cycle: 1:1
Medium parameters used: $f = 836.5$ MHz; $\sigma = 0.879$ S/m; $\epsilon_r = 42.319$; $\rho = 1000$ kg/m³ ;
Phantom section: Left Section

DASY5 Configuration:

- Probe: EX3DV4 - SN7431; ConvF(10.04, 10.04, 10.04); Calibrated: 2017/9/30;
- Sensor-Surface: 1.4mm (Mechanical Surface Detection)
- Electronics: DAE4 Sn772; Calibrated: 2017/10/9
- Phantom: Twin SAM; Type: Twin SAM V5.0; Serial: 1412
- Measurement SW: DASY52, Version 52.8 (8);

Area Scan (131x71x1): Interpolated grid: dx=1.500 mm, dy=1.500 mm

Maximum value of SAR (interpolated) = 0.0200 W/kg


Zoom Scan (5x5x7)/Cube 0: Measurement grid: dx=8mm, dy=8mm, dz=5mm

Reference Value = 2.551 V/m; Power Drift = -0.12 dB

Peak SAR (extrapolated) = 0.0450 W/kg

SAR(1 g) = 0.019 W/kg; SAR(10 g) = 0.011 W/kg

Maximum value of SAR (measured) = 0.0198 W/kg



0 dB = 0.0198 W/kg = -17.03 dBW/kg

Test Plot 165#: Antenna 1(Up Antenna)_LTE Band 5_Head Left Cheek_Middle_50%RB**DUT: LTE SMARTPHONE; Type: RG850; Serial: 18071000621**

Communication System: Generic FDD-LTE; Frequency: 836.5 MHz; Duty Cycle: 1:1
Medium parameters used: $f = 836.5$ MHz; $\sigma = 0.879$ S/m; $\epsilon_r = 42.319$; $\rho = 1000$ kg/m³ ;
Phantom section: Left Section

DASY5 Configuration:

- Probe: EX3DV4 - SN7431; ConvF(10.04, 10.04, 10.04); Calibrated: 2017/9/30;
- Sensor-Surface: 1.4mm (Mechanical Surface Detection)
- Electronics: DAE4 Sn772; Calibrated: 2017/10/9
- Phantom: Twin SAM; Type: Twin SAM V5.0; Serial: 1412
- Measurement SW: DASY52, Version 52.8 (8);

Area Scan (131x71x1): Interpolated grid: dx=1.500 mm, dy=1.500 mm

Maximum value of SAR (interpolated) = 0.0260 W/kg


Zoom Scan (5x5x7)/Cube 0: Measurement grid: dx=8mm, dy=8mm, dz=5mm

Reference Value = 2.479 V/m; Power Drift = -0.19 dB

Peak SAR (extrapolated) = 0.0550 W/kg

SAR(1 g) = 0.015 W/kg; SAR(10 g) = 0.0059 W/kg

Maximum value of SAR (measured) = 0.0179 W/kg



0 dB = 0.0179 W/kg = -17.47 dBW/kg

Test Plot 166#: Antenna 1(Up Antenna)_LTE Band 5_Head Left Tilt_Middle_1RB**DUT: LTE SMARTPHONE; Type: RG850; Serial: 18071000621**

Communication System: Generic FDD-LTE; Frequency: 836.5 MHz; Duty Cycle: 1:1
Medium parameters used: $f = 836.5$ MHz; $\sigma = 0.879$ S/m; $\epsilon_r = 42.319$; $\rho = 1000$ kg/m³ ;
Phantom section: Left Section

DASY5 Configuration:

- Probe: EX3DV4 - SN7431; ConvF(10.04, 10.04, 10.04); Calibrated: 2017/9/30;
- Sensor-Surface: 1.4mm (Mechanical Surface Detection)
- Electronics: DAE4 Sn772; Calibrated: 2017/10/9
- Phantom: Twin SAM; Type: Twin SAM V5.0; Serial: 1412
- Measurement SW: DASY52, Version 52.8 (8);

Area Scan (121x71x1): Interpolated grid: dx=1.500 mm, dy=1.500 mm

Maximum value of SAR (interpolated) = 0.0295 W/kg


Zoom Scan (5x5x7)/Cube 0: Measurement grid: dx=8mm, dy=8mm, dz=5mm

Reference Value = 3.726 V/m; Power Drift = -0.12 dB

Peak SAR (extrapolated) = 0.0760 W/kg

SAR(1 g) = 0.015 W/kg; SAR(10 g) = 0.00338 W/kg

Maximum value of SAR (measured) = 0.0201 W/kg



0 dB = 0.0201 W/kg = -16.97 dBW/kg

Test Plot 167#: Antenna 1(Up Antenna)_LTE Band 5_Head Left Tilt_Middle_50%RB**DUT: LTE SMARTPHONE; Type: RG850; Serial: 18071000621**

Communication System: Generic FDD-LTE; Frequency: 836.5 MHz; Duty Cycle: 1:1
Medium parameters used: $f = 836.5$ MHz; $\sigma = 0.879$ S/m; $\epsilon_r = 42.319$; $\rho = 1000$ kg/m³ ;
Phantom section: Left Section

DASY5 Configuration:

- Probe: EX3DV4 - SN7431; ConvF(10.04, 10.04, 10.04); Calibrated: 2017/9/30;
- Sensor-Surface: 1.4mm (Mechanical Surface Detection)
- Electronics: DAE4 Sn772; Calibrated: 2017/10/9
- Phantom: Twin SAM; Type: Twin SAM V5.0; Serial: 1412
- Measurement SW: DASY52, Version 52.8 (8);

Area Scan (121x71x1): Interpolated grid: dx=1.500 mm, dy=1.500 mm

Maximum value of SAR (interpolated) = 0.00724 W/kg

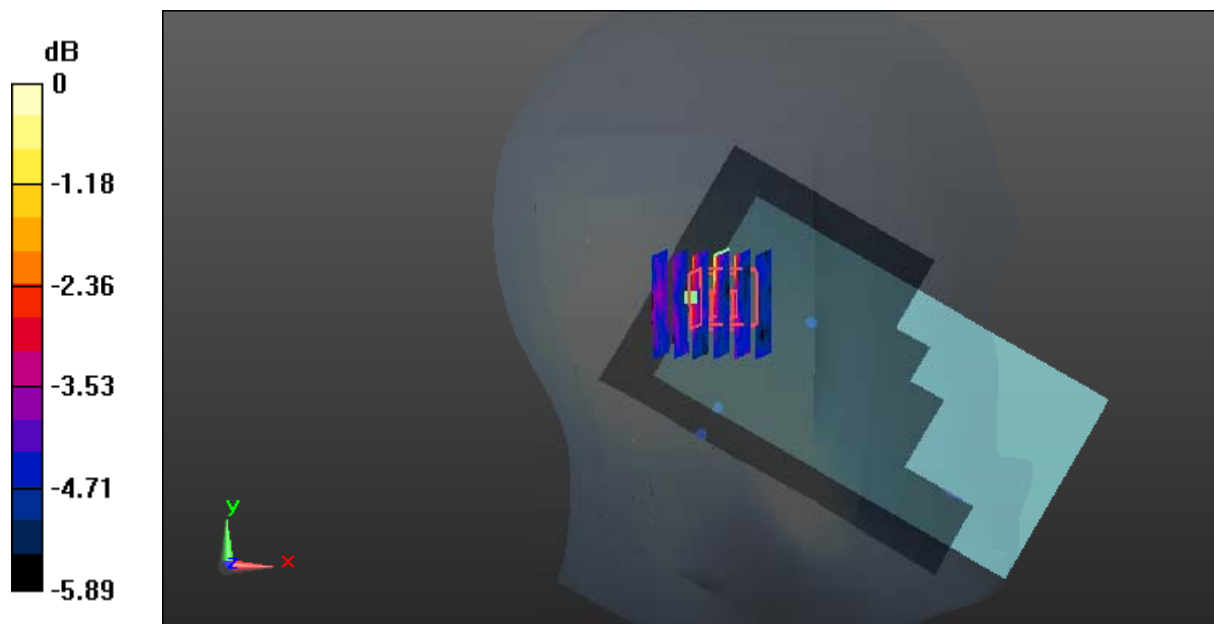
Zoom Scan (6x6x7)/Cube 0: Measurement grid: dx=8mm, dy=8mm, dz=5mm

Reference Value = 3.468 V/m; Power Drift = -0.10 dB

Peak SAR (extrapolated) = 0.0400 W/kg

SAR(1 g) = 0.00781 W/kg; SAR(10 g) = 0.00274 W/kg

Maximum value of SAR (measured) = 0.0145 W/kg



0 dB = 0.0145 W/kg = -18.39 dBW/kg

Test Plot 168#: Antenna 1(Up Antenna)_LTE Band 5_Head Right Cheek_Middle_1RB**DUT: LTE SMARTPHONE; Type: RG850; Serial: 18071000621**

Communication System: Generic FDD-LTE; Frequency: 836.5 MHz; Duty Cycle: 1:1
Medium parameters used: $f = 836.5$ MHz; $\sigma = 0.879$ S/m; $\epsilon_r = 42.319$; $\rho = 1000$ kg/m³ ;
Phantom section: Right Section

DASY5 Configuration:

- Probe: EX3DV4 - SN7431; ConvF(10.04, 10.04, 10.04); Calibrated: 2017/9/30;
- Sensor-Surface: 1.4mm (Mechanical Surface Detection)
- Electronics: DAE4 Sn772; Calibrated: 2017/10/9
- Phantom: Twin SAM; Type: Twin SAM V5.0; Serial: 1412
- Measurement SW: DASY52, Version 52.8 (8);

Area Scan (121x71x1): Interpolated grid: dx=1.500 mm, dy=1.500 mm

Maximum value of SAR (interpolated) = 0.0229 W/kg

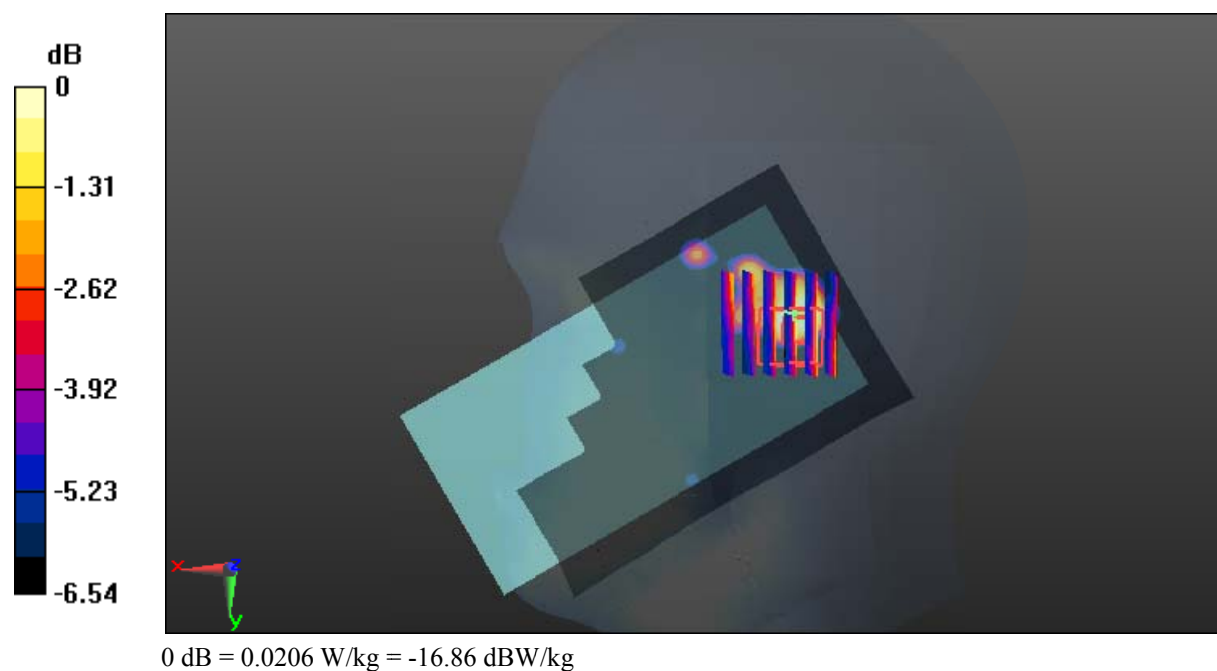
Zoom Scan (6x6x7)/Cube 0: Measurement grid: dx=8mm, dy=8mm, dz=5mm

Reference Value = 4.770 V/m; Power Drift = -0.01 dB

Peak SAR (extrapolated) = 0.119 W/kg

SAR(1 g) = 0.025 W/kg; SAR(10 g) = 0.00939 W/kg

Maximum value of SAR (measured) = 0.0206 W/kg



Test Plot 169#: Antenna 1(Up Antenna)_LTE Band 5_Head Right Cheek_Middle_50%RB**DUT: LTE SMARTPHONE; Type: RG850; Serial: 18071000621**

Communication System: Generic FDD-LTE; Frequency: 836.5 MHz; Duty Cycle: 1:1
Medium parameters used: $f = 836.5$ MHz; $\sigma = 0.879$ S/m; $\epsilon_r = 42.319$; $\rho = 1000$ kg/m³ ;
Phantom section: Right Section

DASY5 Configuration:

- Probe: EX3DV4 - SN7431; ConvF(10.04, 10.04, 10.04); Calibrated: 2017/9/30;
- Sensor-Surface: 1.4mm (Mechanical Surface Detection)
- Electronics: DAE4 Sn772; Calibrated: 2017/10/9
- Phantom: Twin SAM; Type: Twin SAM V5.0; Serial: 1412
- Measurement SW: DASY52, Version 52.8 (8);

Area Scan (121x71x1): Interpolated grid: dx=1.500 mm, dy=1.500 mm

Maximum value of SAR (interpolated) = 0.0149 W/kg

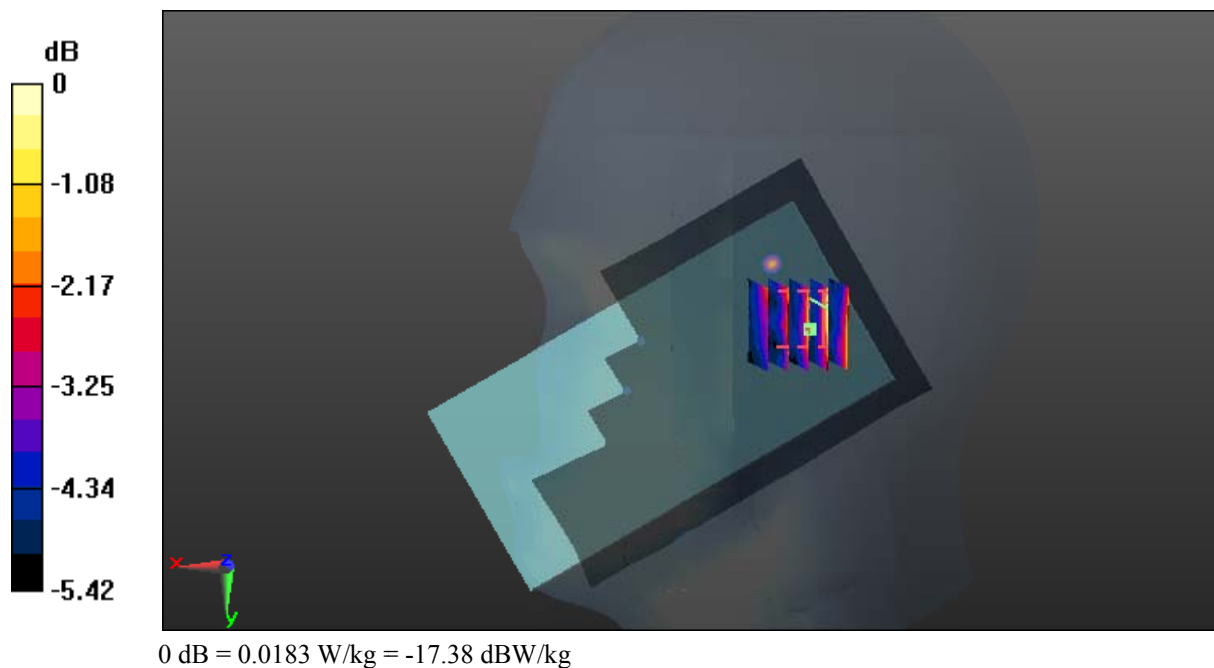
Zoom Scan (5x5x7)/Cube 0: Measurement grid: dx=8mm, dy=8mm, dz=5mm

Reference Value = 4.481 V/m; Power Drift = -0.13 dB

Peak SAR (extrapolated) = 0.0980 W/kg

SAR(1 g) = 0.021 W/kg; SAR(10 g) = 0.007 W/kg

Maximum value of SAR (measured) = 0.0183 W/kg



Test Plot 170#: Antenna 1(Up Antenna)_LTE Band 5_Head Right Tilt_Middle_1RB**DUT: LTE SMARTPHONE; Type: RG850; Serial: 18071000621**

Communication System: Generic FDD-LTE; Frequency: 836.5 MHz; Duty Cycle: 1:1
Medium parameters used: $f = 836.5$ MHz; $\sigma = 0.879$ S/m; $\epsilon_r = 42.319$; $\rho = 1000$ kg/m³ ;
Phantom section: Right Section

DASY5 Configuration:

- Probe: EX3DV4 - SN7431; ConvF(10.04, 10.04, 10.04); Calibrated: 2017/9/30;
- Sensor-Surface: 1.4mm (Mechanical Surface Detection)
- Electronics: DAE4 Sn772; Calibrated: 2017/10/9
- Phantom: Twin SAM; Type: Twin SAM V5.0; Serial: 1412
- Measurement SW: DASY52, Version 52.8 (8);

Area Scan (121x71x1): Interpolated grid: dx=1.500 mm, dy=1.500 mm

Maximum value of SAR (interpolated) = 0.0199 W/kg

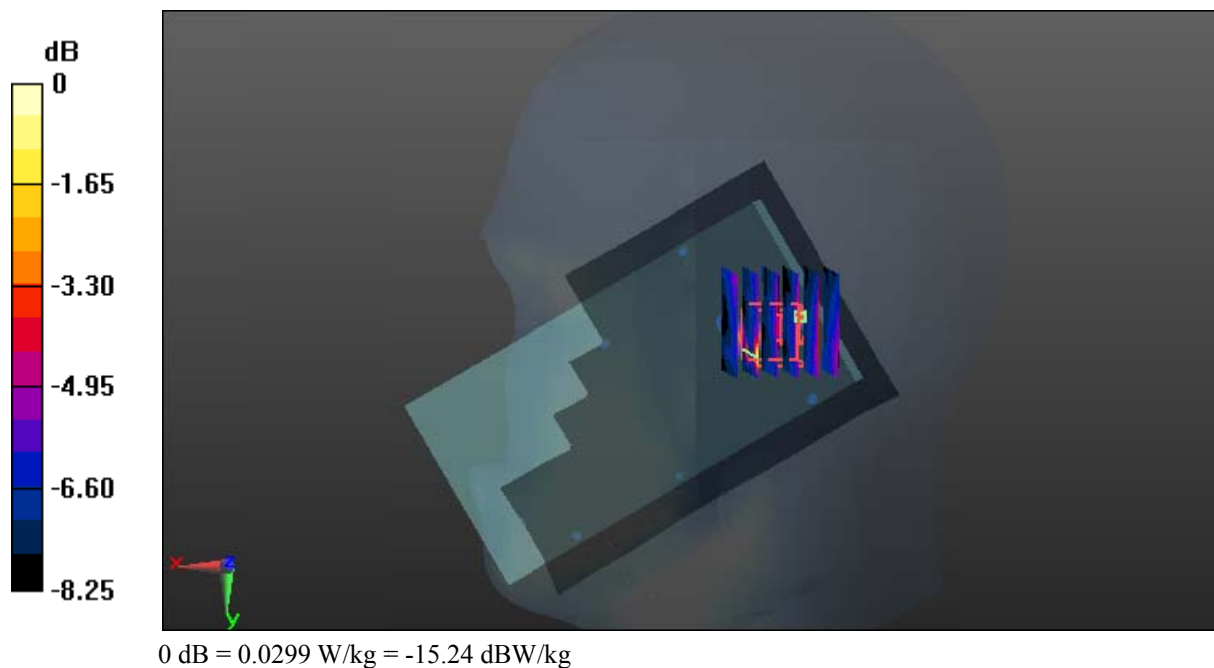
Zoom Scan (6x6x7)/Cube 0: Measurement grid: dx=8mm, dy=8mm, dz=5mm

Reference Value = 3.816 V/m; Power Drift = -0.08 dB

Peak SAR (extrapolated) = 0.0730 W/kg

SAR(1 g) = 0.016 W/kg; SAR(10 g) = 0.00632 W/kg

Maximum value of SAR (measured) = 0.0299 W/kg



Test Plot 171#: Antenna 1(Up Antenna)_LTE Band 5_Head Right Tilt_Middle_50%RB**DUT: LTE SMARTPHONE; Type: RG850; Serial: 18071000621**

Communication System: Generic FDD-LTE; Frequency: 836.5 MHz; Duty Cycle: 1:1
Medium parameters used: $f = 836.5$ MHz; $\sigma = 0.879$ S/m; $\epsilon_r = 42.319$; $\rho = 1000$ kg/m³ ;
Phantom section: Right Section

DASY5 Configuration:

- Probe: EX3DV4 - SN7431; ConvF(10.04, 10.04, 10.04); Calibrated: 2017/9/30;
- Sensor-Surface: 1.4mm (Mechanical Surface Detection)
- Electronics: DAE4 Sn772; Calibrated: 2017/10/9
- Phantom: Twin SAM; Type: Twin SAM V5.0; Serial: 1412
- Measurement SW: DASY52, Version 52.8 (8);

Area Scan (121x71x1): Interpolated grid: dx=1.500 mm, dy=1.500 mm

Maximum value of SAR (interpolated) = 0.0157 W/kg


Zoom Scan (5x5x7)/Cube 0: Measurement grid: dx=8mm, dy=8mm, dz=5mm

Reference Value = 3.800 V/m; Power Drift = 0.01 dB

Peak SAR (extrapolated) = 0.0240 W/kg

SAR(1 g) = 0.00453 W/kg; SAR(10 g) = 0.00106 W/kg

Maximum value of SAR (measured) = 0.0135 W/kg



0 dB = 0.0135 W/kg = -18.70 dBW/kg

Test Plot 172#: Antenna 1(Up Antenna)_LTE Band 5_Body Back_Low_1RB**DUT: LTE SMARTPHONE; Type: RG850; Serial: 18071000621**

Communication System: Generic FDD-LTE; Frequency: 829 MHz; Duty Cycle: 1:1
Medium parameters used: $f = 829$ MHz; $\sigma = 0.954$ S/m; $\epsilon_r = 57.276$; $\rho = 1000$ kg/m³ ;
Phantom section: Right Section

DASY5 Configuration:

- Probe: EX3DV4 - SN7431; ConvF(10.11, 10.11, 10.11); Calibrated: 2017/9/30;
- Sensor-Surface: 1.4mm (Mechanical Surface Detection)
- Electronics: DAE4 Sn772; Calibrated: 2017/10/9
- Phantom: Triple Flat Phantom 5.1C; Type: QD 000 P51 CA; Serial: 1130
- Measurement SW: DASY52, Version 52.8 (8);

Area Scan (131x71x1): Interpolated grid: dx=1.500 mm, dy=1.500 mm

Maximum value of SAR (interpolated) = 0.0527 W/kg


Zoom Scan (6x6x7)/Cube 0: Measurement grid: dx=8mm, dy=8mm, dz=5mm

Reference Value = 3.979 V/m; Power Drift = -0.05 dB

Peak SAR (extrapolated) = 0.0870 W/kg

SAR(1 g) = 0.029 W/kg; SAR(10 g) = 0.015 W/kg

Maximum value of SAR (measured) = 0.0321 W/kg



0 dB = 0.0321 W/kg = -14.93 dBW/kg

Test Plot 173#: Antenna 1(Up Antenna)_LTE Band 5_Body Back_Middle_1RB**DUT: LTE SMARTPHONE; Type: RG850; Serial: 18071000621**

Communication System: Generic FDD-LTE; Frequency: 836.5 MHz; Duty Cycle: 1:1
Medium parameters used: $f = 836.5$ MHz; $\sigma = 0.958$ S/m; $\epsilon_r = 57.231$; $\rho = 1000$ kg/m³ ;
Phantom section: Right Section

DASY5 Configuration:

- Probe: EX3DV4 - SN7431; ConvF(10.11, 10.11, 10.11); Calibrated: 2017/9/30;
- Sensor-Surface: 1.4mm (Mechanical Surface Detection)
- Electronics: DAE4 Sn772; Calibrated: 2017/10/9
- Phantom: Triple Flat Phantom 5.1C; Type: QD 000 P51 CA; Serial: 1130
- Measurement SW: DASY52, Version 52.8 (8);

Area Scan (131x71x1): Interpolated grid: dx=1.500 mm, dy=1.500 mm

Maximum value of SAR (interpolated) = 0.0322 W/kg

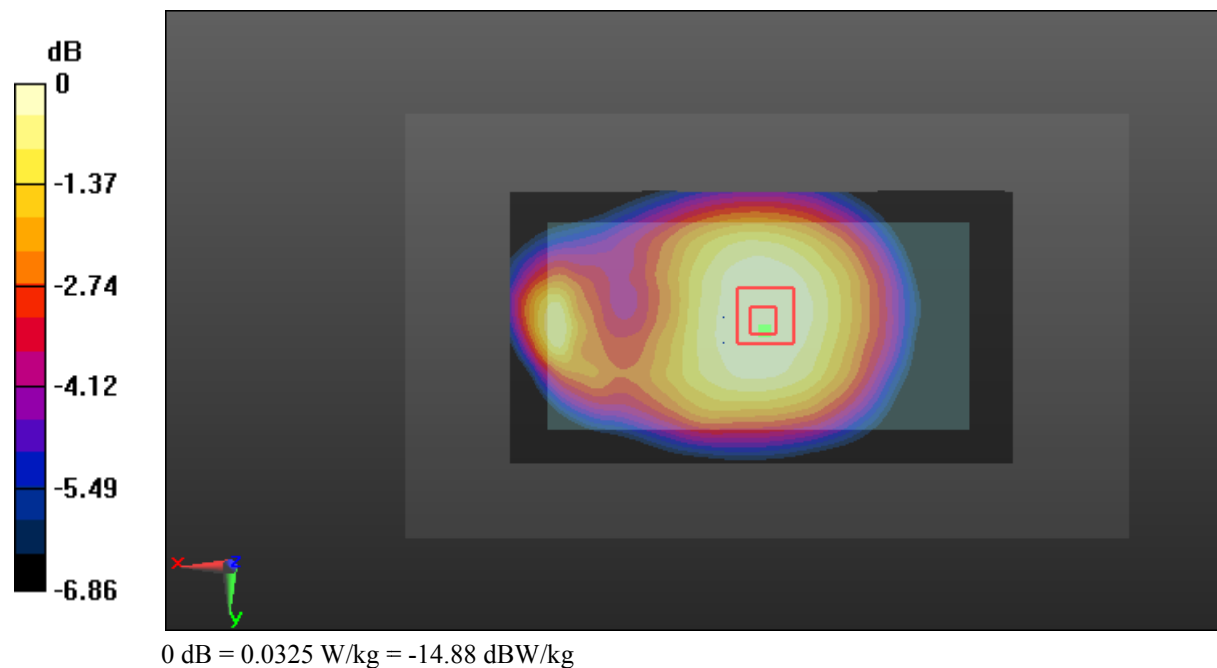
Zoom Scan (5x6x7)/Cube 0: Measurement grid: dx=8mm, dy=8mm, dz=5mm

Reference Value = 6.230 V/m; Power Drift = -0.12 dB

Peak SAR (extrapolated) = 0.0360 W/kg

SAR(1 g) = 0.027 W/kg; SAR(10 g) = 0.021 W/kg

Maximum value of SAR (measured) = 0.0325 W/kg



Test Plot 174#: Antenna 1(Up Antenna)_LTE Band 5_Body Back_High_1RB**DUT: LTE SMARTPHONE; Type: RG850; Serial: 18071000621**

Communication System: Generic FDD-LTE; Frequency: 844 MHz; Duty Cycle: 1:1
Medium parameters used: $f = 844$ MHz; $\sigma = 0.961$ S/m; $\epsilon_r = 56.972$; $\rho = 1000$ kg/m³ ;
Phantom section: Right Section

DASY5 Configuration:

- Probe: EX3DV4 - SN7431; ConvF(10.11, 10.11, 10.11); Calibrated: 2017/9/30;
- Sensor-Surface: 1.4mm (Mechanical Surface Detection)
- Electronics: DAE4 Sn772; Calibrated: 2017/10/9
- Phantom: Triple Flat Phantom 5.1C; Type: QD 000 P51 CA; Serial: 1130
- Measurement SW: DASY52, Version 52.8 (8);

Area Scan (131x71x1): Interpolated grid: dx=1.500 mm, dy=1.500 mm

Maximum value of SAR (interpolated) = 0.0632 W/kg

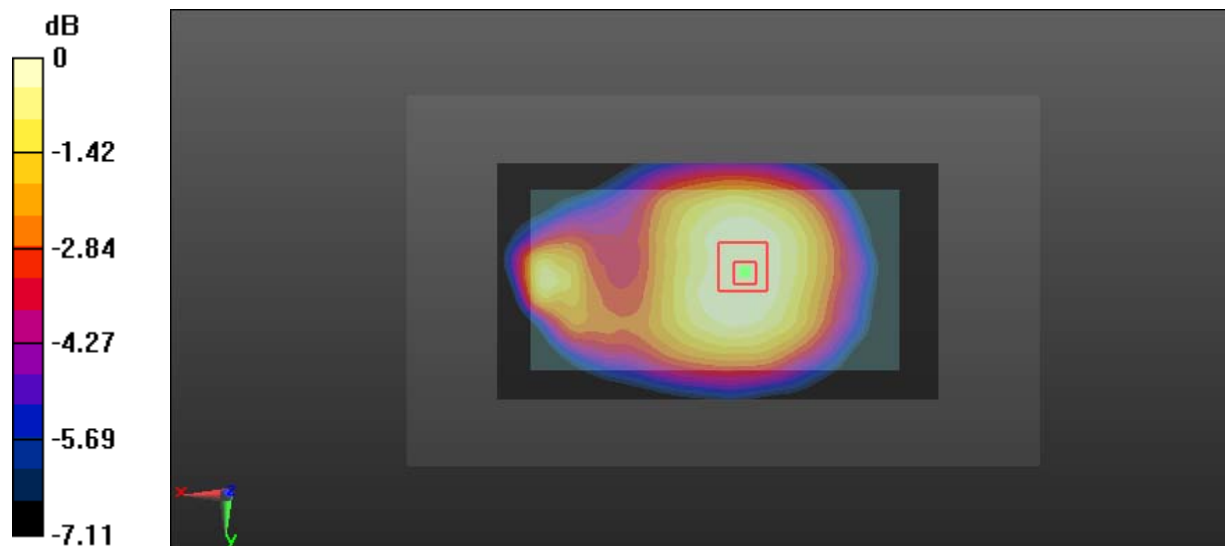
Zoom Scan (6x6x7)/Cube 0: Measurement grid: dx=8mm, dy=8mm, dz=5mm

Reference Value = 3.849 V/m; Power Drift = -0.01 dB

Peak SAR (extrapolated) = 0.0730 W/kg

SAR(1 g) = 0.031 W/kg; SAR(10 g) = 0.020 W/kg

Maximum value of SAR (measured) = 0.0307 W/kg



0 dB = 0.0307 W/kg = -15.13 dBW/kg

Test Plot 175#: Antenna 1(Up Antenna)_LTE Band 5_Body Back_Middle_50%RB**DUT: LTE SMARTPHONE; Type: RG850; Serial: 18071000621**

Communication System: Generic FDD-LTE; Frequency: 836.5 MHz; Duty Cycle: 1:1
Medium parameters used: $f = 836.5$ MHz; $\sigma = 0.958$ S/m; $\epsilon_r = 57.231$; $\rho = 1000$ kg/m³ ;
Phantom section: Right Section

DASY5 Configuration:

- Probe: EX3DV4 - SN7431; ConvF(10.11, 10.11, 10.11); Calibrated: 2017/9/30;
- Sensor-Surface: 1.4mm (Mechanical Surface Detection)
- Electronics: DAE4 Sn772; Calibrated: 2017/10/9
- Phantom: Triple Flat Phantom 5.1C; Type: QD 000 P51 CA; Serial: 1130
- Measurement SW: DASY52, Version 52.8 (8);

Area Scan (131x71x1): Interpolated grid: dx=1.500 mm, dy=1.500 mm

Maximum value of SAR (interpolated) = 0.0269 W/kg

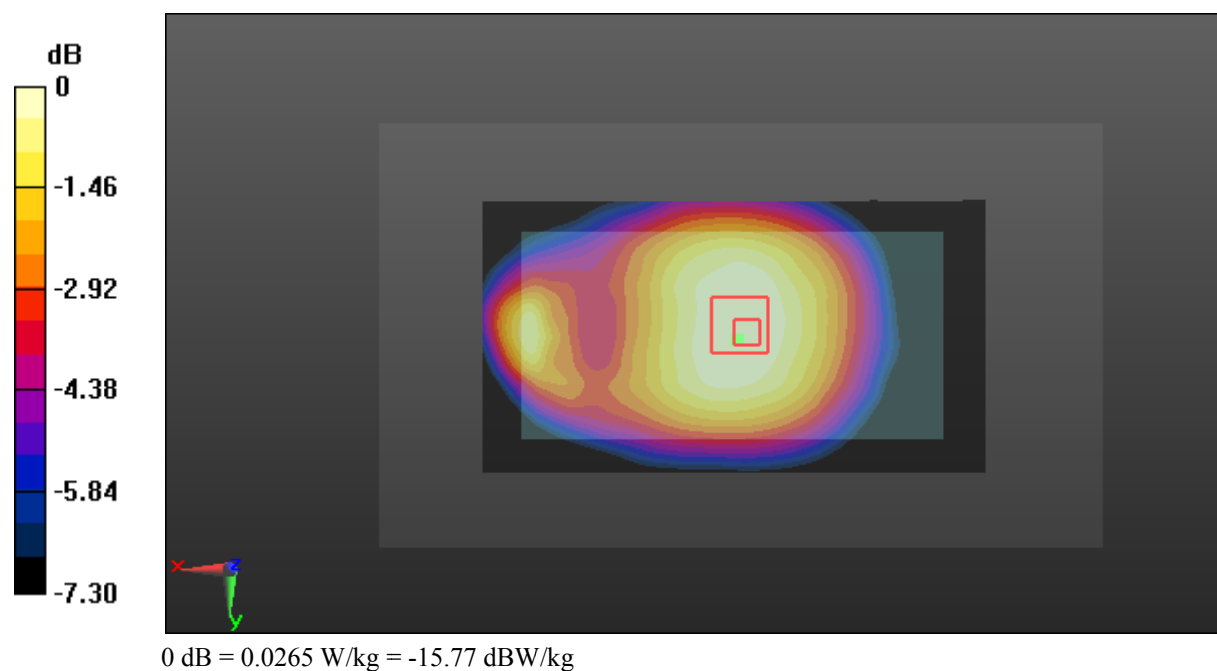
Zoom Scan (5x6x7)/Cube 0: Measurement grid: dx=8mm, dy=8mm, dz=5mm

Reference Value = 5.476 V/m; Power Drift = -0.13 dB

Peak SAR (extrapolated) = 0.0290 W/kg

SAR(1 g) = 0.022 W/kg; SAR(10 g) = 0.017 W/kg

Maximum value of SAR (measured) = 0.0265 W/kg



Test Plot 176#: Antenna 1(Up Antenna)_LTE Band 5_Body Left_Middle_1RB**DUT: LTE SMARTPHONE; Type: RG850; Serial: 18071000621**

Communication System: Generic FDD-LTE; Frequency: 836.5 MHz; Duty Cycle: 1:1
Medium parameters used: $f = 836.5$ MHz; $\sigma = 0.958$ S/m; $\epsilon_r = 57.231$; $\rho = 1000$ kg/m³ ;
Phantom section: Right Section

DASY5 Configuration:

- Probe: EX3DV4 - SN7431; ConvF(10.11, 10.11, 10.11); Calibrated: 2017/9/30;
- Sensor-Surface: 1.4mm (Mechanical Surface Detection)
- Electronics: DAE4 Sn772; Calibrated: 2017/10/9
- Phantom: Triple Flat Phantom 5.1C; Type: QD 000 P51 CA; Serial: 1130
- Measurement SW: DASY52, Version 52.8 (8);

Area Scan (131x41x1): Interpolated grid: dx=1.500 mm, dy=1.500 mm

Maximum value of SAR (interpolated) = 0.0151 W/kg


Zoom Scan (5x5x7)/Cube 0: Measurement grid: dx=8mm, dy=8mm, dz=5mm

Reference Value = 4.113 V/m; Power Drift = -0.11 dB

Peak SAR (extrapolated) = 0.0170 W/kg

SAR(1 g) = 0.012 W/kg; SAR(10 g) = 0.00855 W/kg

Maximum value of SAR (measured) = 0.0155 W/kg



Test Plot 177#: Antenna 1(Up Antenna)_LTE Band 5_Body Left_Middle_50%RB**DUT: LTE SMARTPHONE; Type: RG850; Serial: 18071000621**

Communication System: Generic FDD-LTE; Frequency: 836.5 MHz; Duty Cycle: 1:1
Medium parameters used: $f = 836.5$ MHz; $\sigma = 0.958$ S/m; $\epsilon_r = 57.231$; $\rho = 1000$ kg/m³ ;
Phantom section: Right Section

DASY5 Configuration:

- Probe: EX3DV4 - SN7431; ConvF(10.11, 10.11, 10.11); Calibrated: 2017/9/30;
- Sensor-Surface: 1.4mm (Mechanical Surface Detection)
- Electronics: DAE4 Sn772; Calibrated: 2017/10/9
- Phantom: Triple Flat Phantom 5.1C; Type: QD 000 P51 CA; Serial: 1130
- Measurement SW: DASY52, Version 52.8 (8);

Area Scan (131x41x1): Interpolated grid: dx=1.500 mm, dy=1.500 mm

Maximum value of SAR (interpolated) = 0.0125 W/kg


Zoom Scan (5x5x7)/Cube 0: Measurement grid: dx=8mm, dy=8mm, dz=5mm

Reference Value = 3.765 V/m; Power Drift = -0.18 dB

Peak SAR (extrapolated) = 0.0150 W/kg

SAR(1 g) = 0.00946 W/kg; SAR(10 g) = 0.00676 W/kg

Maximum value of SAR (measured) = 0.0127 W/kg



Test Plot 178#: Antenna 1(Up Antenna)_LTE Band 5_Body Top_Middle_1RB**DUT: LTE SMARTPHONE; Type: RG850; Serial: 18071000621**

Communication System: Generic FDD-LTE; Frequency: 836.5 MHz; Duty Cycle: 1:1
Medium parameters used: $f = 836.5$ MHz; $\sigma = 0.958$ S/m; $\epsilon_r = 57.231$; $\rho = 1000$ kg/m³ ;
Phantom section: Right Section

DASY5 Configuration:

- Probe: EX3DV4 - SN7431; ConvF(10.11, 10.11, 10.11); Calibrated: 2017/9/30;
- Sensor-Surface: 1.4mm (Mechanical Surface Detection)
- Electronics: DAE4 Sn772; Calibrated: 2017/10/9
- Phantom: Triple Flat Phantom 5.1C; Type: QD 000 P51 CA; Serial: 1130
- Measurement SW: DASY52, Version 52.8 (8);

Area Scan (41x71x1): Interpolated grid: dx=1.500 mm, dy=1.500 mm

Maximum value of SAR (interpolated) = 0.00995 W/kg


Zoom Scan (5x5x7)/Cube 0: Measurement grid: dx=8mm, dy=8mm, dz=5mm

Reference Value = 3.209 V/m; Power Drift = 0.03 dB

Peak SAR (extrapolated) = 0.0130 W/kg

SAR(1 g) = 0.00675 W/kg; SAR(10 g) = 0.00433 W/kg

Maximum value of SAR (measured) = 0.0105 W/kg



Test Plot 179#: Antenna 1(Up Antenna)_LTE Band 5_Body Top_Middle_50%RB**DUT: LTE SMARTPHONE; Type: RG850; Serial: 18071000621**

Communication System: Generic FDD-LTE; Frequency: 836.5 MHz; Duty Cycle: 1:1
Medium parameters used: $f = 836.5$ MHz; $\sigma = 0.958$ S/m; $\epsilon_r = 57.231$; $\rho = 1000$ kg/m³ ;
Phantom section: Right Section

DASY5 Configuration:

- Probe: EX3DV4 - SN7431; ConvF(10.11, 10.11, 10.11); Calibrated: 2017/9/30;
- Sensor-Surface: 1.4mm (Mechanical Surface Detection)
- Electronics: DAE4 Sn772; Calibrated: 2017/10/9
- Phantom: Triple Flat Phantom 5.1C; Type: QD 000 P51 CA; Serial: 1130
- Measurement SW: DASY52, Version 52.8 (8);

Area Scan (41x71x1): Interpolated grid: dx=1.500 mm, dy=1.500 mm

Maximum value of SAR (interpolated) = 0.00747 W/kg


Zoom Scan (5x5x7)/Cube 0: Measurement grid: dx=8mm, dy=8mm, dz=5mm

Reference Value = 2.835 V/m; Power Drift = 0.19 dB

Peak SAR (extrapolated) = 0.0100 W/kg

SAR(1 g) = 0.00564 W/kg; SAR(10 g) = 0.00364 W/kg

Maximum value of SAR (measured) = 0.00828 W/kg



Test Plot 180#: Antenna 2(Down Antenna)_LTE Band 5_Head Left Cheek_Middle_1RB**DUT: LTE SMARTPHONE; Type: RG850; Serial: 18071000621**

Communication System: Generic FDD-LTE; Frequency: 836.5 MHz; Duty Cycle: 1:1
Medium parameters used: $f = 836.5$ MHz; $\sigma = 0.879$ S/m; $\epsilon_r = 42.319$; $\rho = 1000$ kg/m³ ;
Phantom section: Left Section

DASY5 Configuration:

- Probe: EX3DV4 - SN7431; ConvF(10.04, 10.04, 10.04); Calibrated: 2017/9/30;
- Sensor-Surface: 1.4mm (Mechanical Surface Detection)
- Electronics: DAE4 Sn772; Calibrated: 2017/10/9
- Phantom: Twin SAM; Type: Twin SAM V5.0; Serial: 1412
- Measurement SW: DASY52, Version 52.8 (8);

Area Scan (121x81x1): Interpolated grid: dx=1.500 mm, dy=1.500 mm

Maximum value of SAR (interpolated) = 0.183 W/kg


Zoom Scan (6x6x7)/Cube 0: Measurement grid: dx=8mm, dy=8mm, dz=5mm

Reference Value = 3.558 V/m; Power Drift = -0.19 dB

Peak SAR (extrapolated) = 0.266 W/kg

SAR(1 g) = 0.113 W/kg; SAR(10 g) = 0.024 W/kg

Maximum value of SAR (measured) = 0.209 W/kg



0 dB = 0.209 W/kg = -6.80 dBW/kg

Test Plot 181#: Antenna 2(Down Antenna)_LTE Band 5_Head Left Cheek_Middle_50%RB**DUT: LTE SMARTPHONE; Type: RG850; Serial: 18071000621**

Communication System: Generic FDD-LTE; Frequency: 836.5 MHz; Duty Cycle: 1:1
Medium parameters used: $f = 836.5$ MHz; $\sigma = 0.879$ S/m; $\epsilon_r = 42.319$; $\rho = 1000$ kg/m³ ;
Phantom section: Left Section

DASY5 Configuration:

- Probe: EX3DV4 - SN7431; ConvF(10.04, 10.04, 10.04); Calibrated: 2017/9/30;
- Sensor-Surface: 1.4mm (Mechanical Surface Detection)
- Electronics: DAE4 Sn772; Calibrated: 2017/10/9
- Phantom: Twin SAM; Type: Twin SAM V5.0; Serial: 1412
- Measurement SW: DASY52, Version 52.8 (8);

Area Scan (131x71x1): Interpolated grid: dx=1.500 mm, dy=1.500 mm

Maximum value of SAR (interpolated) = 0.0432 W/kg

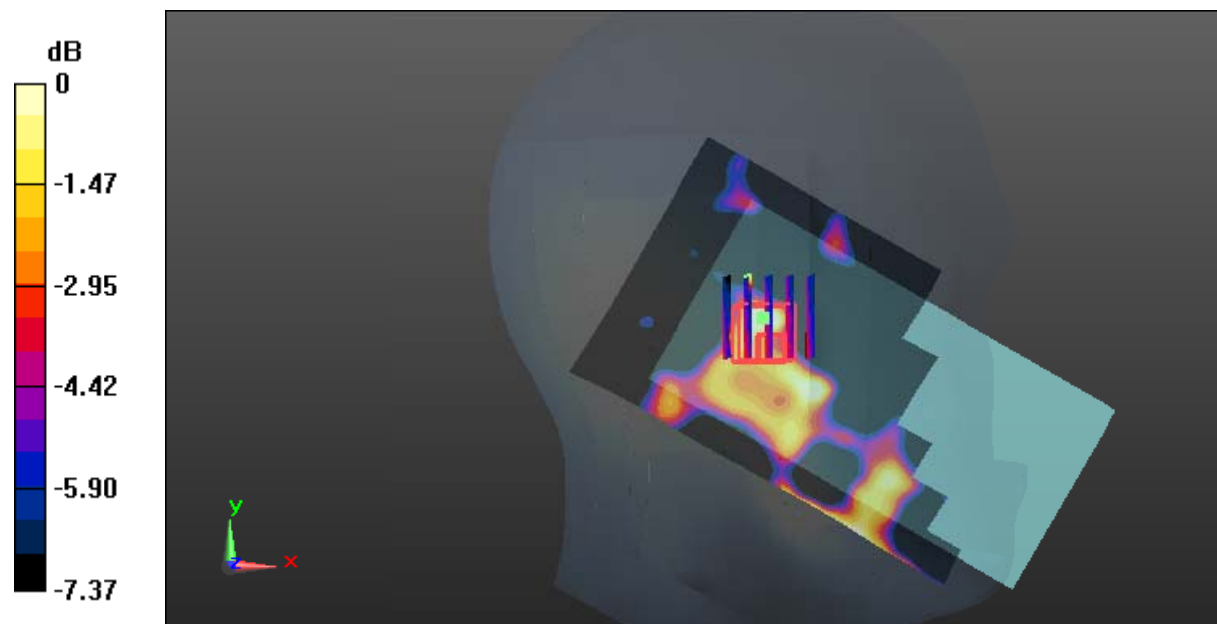
Zoom Scan (5x5x7)/Cube 0: Measurement grid: dx=8mm, dy=8mm, dz=5mm

Reference Value = 3.339 V/m; Power Drift = 0.17 dB

Peak SAR (extrapolated) = 0.0590 W/kg

SAR(1 g) = 0.018 W/kg; SAR(10 g) = 0.00778 W/kg

Maximum value of SAR (measured) = 0.0323 W/kg



0 dB = 0.0323 W/kg = -14.91 dBW/kg

Test Plot 182#: Antenna 2(Down Antenna)_LTE Band 5_Head Left Tilt_Middle_1RB**DUT: LTE SMARTPHONE; Type: RG850; Serial: 18071000621**

Communication System: Generic FDD-LTE; Frequency: 836.5 MHz; Duty Cycle: 1:1
Medium parameters used: $f = 836.5$ MHz; $\sigma = 0.879$ S/m; $\epsilon_r = 42.319$; $\rho = 1000$ kg/m³ ;
Phantom section: Left Section

DASY5 Configuration:

- Probe: EX3DV4 - SN7431; ConvF(10.04, 10.04, 10.04); Calibrated: 2017/9/30;
- Sensor-Surface: 1.4mm (Mechanical Surface Detection)
- Electronics: DAE4 Sn772; Calibrated: 2017/10/9
- Phantom: Twin SAM; Type: Twin SAM V5.0; Serial: 1412
- Measurement SW: DASY52, Version 52.8 (8);

Area Scan (121x71x1): Interpolated grid: dx=1.500 mm, dy=1.500 mm

Maximum value of SAR (interpolated) = 0.0380 W/kg

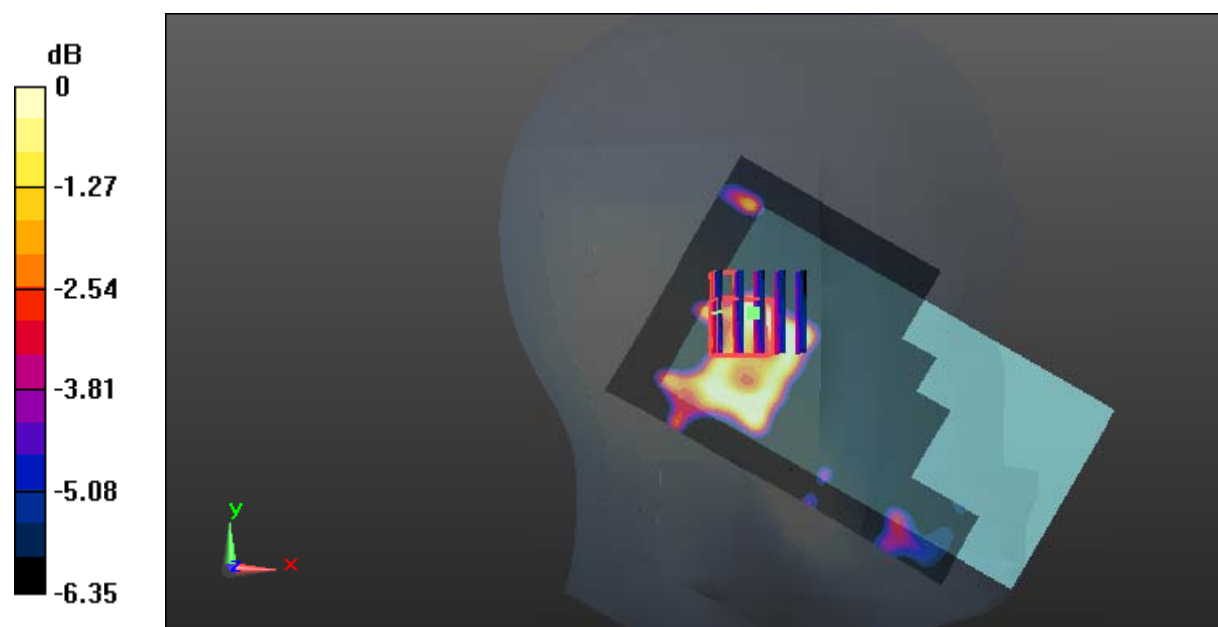
Zoom Scan (5x5x7)/Cube 0: Measurement grid: dx=8mm, dy=8mm, dz=5mm

Reference Value = 4.295 V/m; Power Drift = -0.08 dB

Peak SAR (extrapolated) = 0.0910 W/kg

SAR(1 g) = 0.019 W/kg; SAR(10 g) = 0.00842 W/kg

Maximum value of SAR (measured) = 0.0264 W/kg



0 dB = 0.0264 W/kg = -15.78 dBW/kg

Test Plot 183#: Antenna 2(Down Antenna)_LTE Band 5_Head Left Tilt_Middle_50%RB**DUT: LTE SMARTPHONE; Type: RG850; Serial: 18071000621**

Communication System: Generic FDD-LTE; Frequency: 836.5 MHz; Duty Cycle: 1:1
Medium parameters used: $f = 836.5$ MHz; $\sigma = 0.879$ S/m; $\epsilon_r = 42.319$; $\rho = 1000$ kg/m³ ;
Phantom section: Left Section

DASY5 Configuration:

- Probe: EX3DV4 - SN7431; ConvF(10.04, 10.04, 10.04); Calibrated: 2017/9/30;
- Sensor-Surface: 1.4mm (Mechanical Surface Detection)
- Electronics: DAE4 Sn772; Calibrated: 2017/10/9
- Phantom: Twin SAM; Type: Twin SAM V5.0; Serial: 1412
- Measurement SW: DASY52, Version 52.8 (8);

Area Scan (121x71x1): Interpolated grid: dx=1.500 mm, dy=1.500 mm

Maximum value of SAR (interpolated) = 0.0330 W/kg


Zoom Scan (5x5x7)/Cube 0: Measurement grid: dx=8mm, dy=8mm, dz=5mm

Reference Value = 3.939 V/m; Power Drift = -0.07 dB

Peak SAR (extrapolated) = 0.0540 W/kg

SAR(1 g) = 0.013 W/kg; SAR(10 g) = 0.00268 W/kg

Maximum value of SAR (measured) = 0.0441 W/kg



0 dB = 0.0441 W/kg = -13.56 dBW/kg

Test Plot 184#: Antenna 2(Down Antenna)_LTE Band 5_Head Right Cheek_Low_1RB**DUT: LTE SMARTPHONE; Type: RG850; Serial: 18071000621**

Communication System: Generic FDD-LTE; Frequency: 829 MHz; Duty Cycle: 1:1
Medium parameters used: $f = 829$ MHz; $\sigma = 0.875$ S/m; $\epsilon_r = 42.369$; $\rho = 1000$ kg/m³ ;
Phantom section: Right Section

DASY5 Configuration:

- Probe: EX3DV4 - SN7431; ConvF(10.04, 10.04, 10.04); Calibrated: 2017/9/30;
- Sensor-Surface: 1.4mm (Mechanical Surface Detection)
- Electronics: DAE4 Sn772; Calibrated: 2017/10/9
- Phantom: Twin SAM; Type: Twin SAM V5.0; Serial: 1412
- Measurement SW: DASY52, Version 52.8 (8);

Area Scan (121x71x1): Interpolated grid: dx=1.500 mm, dy=1.500 mm

Maximum value of SAR (interpolated) = 0.101 W/kg

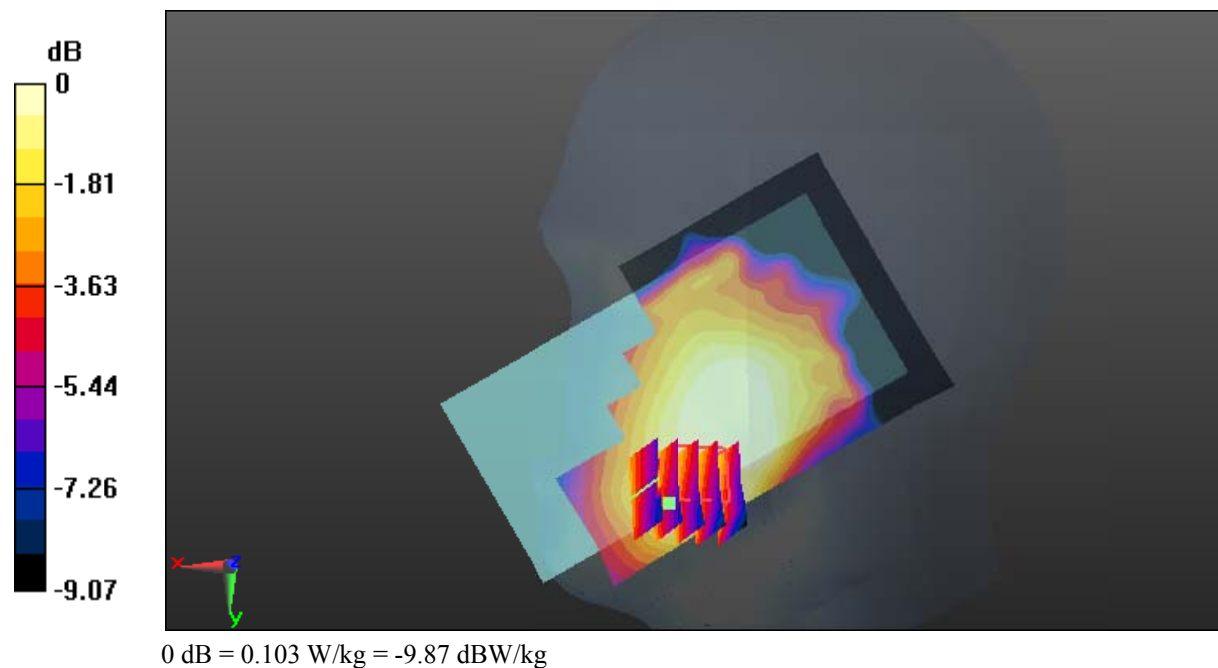
Zoom Scan (5x5x7)/Cube 0: Measurement grid: dx=8mm, dy=8mm, dz=5mm

Reference Value = 4.732 V/m; Power Drift = 0.13 dB

Peak SAR (extrapolated) = 0.119 W/kg

SAR(1 g) = 0.085 W/kg; SAR(10 g) = 0.062 W/kg

Maximum value of SAR (measured) = 0.103 W/kg



Test Plot 185#: Antenna 2(Down Antenna)_LTE Band 5_Head Right Cheek_Middle_1RB**DUT: LTE SMARTPHONE; Type: RG850; Serial: 18071000621**

Communication System: Generic FDD-LTE; Frequency: 836.5 MHz; Duty Cycle: 1:1
Medium parameters used: $f = 836.5$ MHz; $\sigma = 0.879$ S/m; $\epsilon_r = 42.319$; $\rho = 1000$ kg/m³ ;
Phantom section: Right Section

DASY5 Configuration:

- Probe: EX3DV4 - SN7431; ConvF(10.04, 10.04, 10.04); Calibrated: 2017/9/30;
- Sensor-Surface: 1.4mm (Mechanical Surface Detection)
- Electronics: DAE4 Sn772; Calibrated: 2017/10/9
- Phantom: Twin SAM; Type: Twin SAM V5.0; Serial: 1412
- Measurement SW: DASY52, Version 52.8 (8);

Area Scan (121x71x1): Interpolated grid: dx=1.500 mm, dy=1.500 mm

Maximum value of SAR (interpolated) = 0.0560 W/kg


Zoom Scan (6x6x7)/Cube 0: Measurement grid: dx=8mm, dy=8mm, dz=5mm

Reference Value = 2.951 V/m; Power Drift = 0.08 dB

Peak SAR (extrapolated) = 0.0700 W/kg

SAR(1 g) = 0.048 W/kg; SAR(10 g) = 0.036 W/kg

Maximum value of SAR (measured) = 0.0530 W/kg



Test Plot 186#: Antenna 2(Down Antenna)_LTE Band 5_Head Right Cheek_High_1RB**DUT: LTE SMARTPHONE; Type: RG850; Serial: 18071000621**

Communication System: Generic FDD-LTE; Frequency: 844 MHz; Duty Cycle: 1:1
Medium parameters used: $f = 844$ MHz; $\sigma = 0.882$ S/m; $\epsilon_r = 42.093$; $\rho = 1000$ kg/m³ ;
Phantom section: Right Section

DASY5 Configuration:

- Probe: EX3DV4 - SN7431; ConvF(10.04, 10.04, 10.04); Calibrated: 2017/9/30;
- Sensor-Surface: 1.4mm (Mechanical Surface Detection)
- Electronics: DAE4 Sn772; Calibrated: 2017/10/9
- Phantom: Twin SAM; Type: Twin SAM V5.0; Serial: 1412
- Measurement SW: DASY52, Version 52.8 (8);

Area Scan (121x71x1): Interpolated grid: dx=1.500 mm, dy=1.500 mm

Maximum value of SAR (interpolated) = 0.108 W/kg

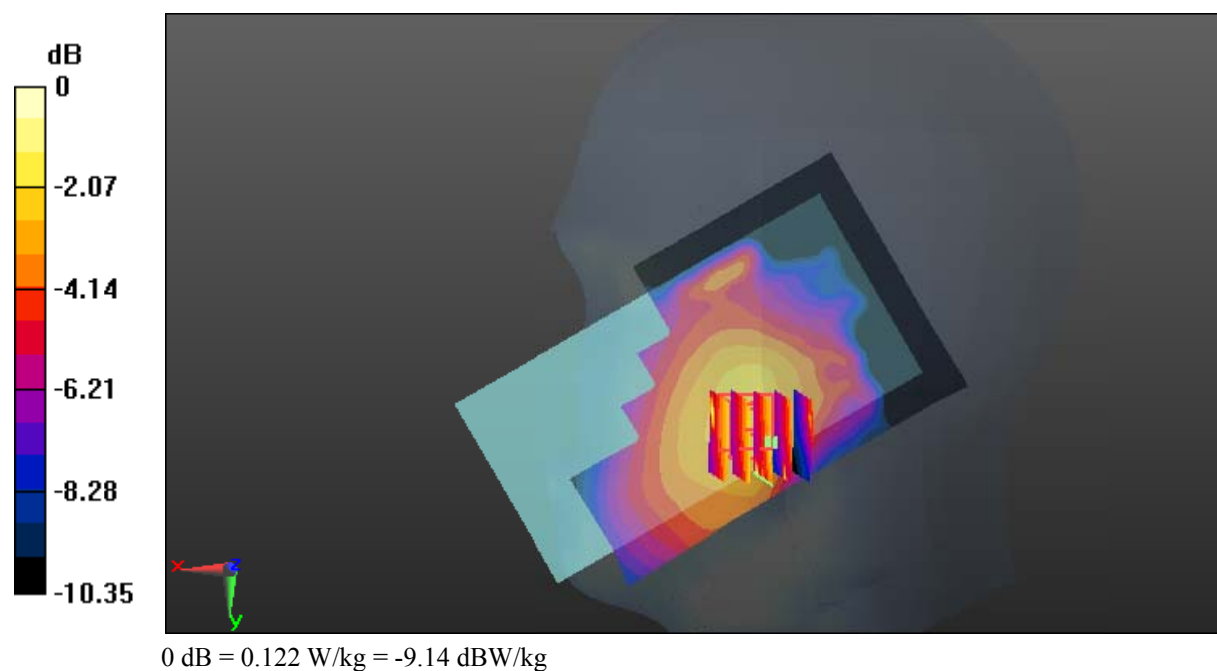
Zoom Scan (5x5x7)/Cube 0: Measurement grid: dx=8mm, dy=8mm, dz=5mm

Reference Value = 5.734 V/m; Power Drift = -0.18 dB

Peak SAR (extrapolated) = 0.172 W/kg

SAR(1 g) = 0.103 W/kg; SAR(10 g) = 0.082 W/kg

Maximum value of SAR (measured) = 0.122 W/kg



Test Plot 187#: Antenna 2(Down Antenna)_LTE Band 5_Head Right Cheek_Middle_50%RB**DUT: LTE SMARTPHONE; Type: RG850; Serial: 18071000621**

Communication System: Generic FDD-LTE; Frequency: 836.5 MHz; Duty Cycle: 1:1
Medium parameters used: $f = 836.5$ MHz; $\sigma = 0.879$ S/m; $\epsilon_r = 42.319$; $\rho = 1000$ kg/m³ ;
Phantom section: Right Section

DASY5 Configuration:

- Probe: EX3DV4 - SN7431; ConvF(10.04, 10.04, 10.04); Calibrated: 2017/9/30;
- Sensor-Surface: 1.4mm (Mechanical Surface Detection)
- Electronics: DAE4 Sn772; Calibrated: 2017/10/9
- Phantom: Twin SAM; Type: Twin SAM V5.0; Serial: 1412
- Measurement SW: DASY52, Version 52.8 (8);

Area Scan (121x71x1): Interpolated grid: dx=1.500 mm, dy=1.500 mm

Maximum value of SAR (interpolated) = 0.0468 W/kg

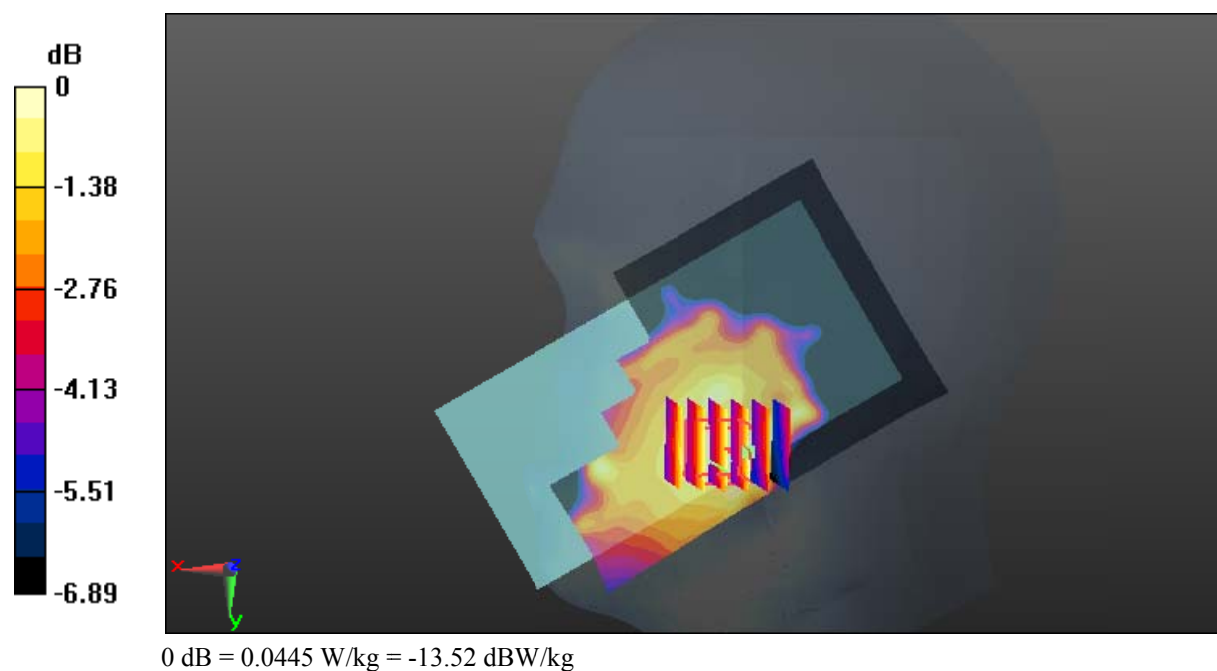
Zoom Scan (6x5x7)/Cube 0: Measurement grid: dx=8mm, dy=8mm, dz=5mm

Reference Value = 3.221 V/m; Power Drift = -0.11 dB

Peak SAR (extrapolated) = 0.0590 W/kg

SAR(1 g) = 0.042 W/kg; SAR(10 g) = 0.032 W/kg

Maximum value of SAR (measured) = 0.0445 W/kg



Test Plot 188#: Antenna 2(Down Antenna)_LTE Band 5_Head Right Tilt_Middle_1RB**DUT: LTE SMARTPHONE; Type: RG850; Serial: 18071000621**

Communication System: Generic FDD-LTE; Frequency: 836.5 MHz; Duty Cycle: 1:1
Medium parameters used: $f = 836.5$ MHz; $\sigma = 0.879$ S/m; $\epsilon_r = 42.319$; $\rho = 1000$ kg/m³ ;
Phantom section: Right Section

DASY5 Configuration:

- Probe: EX3DV4 - SN7431; ConvF(10.04, 10.04, 10.04); Calibrated: 2017/9/30;
- Sensor-Surface: 1.4mm (Mechanical Surface Detection)
- Electronics: DAE4 Sn772; Calibrated: 2017/10/9
- Phantom: Twin SAM; Type: Twin SAM V5.0; Serial: 1412
- Measurement SW: DASY52, Version 52.8 (8);

Area Scan (121x71x1): Interpolated grid: dx=1.500 mm, dy=1.500 mm

Maximum value of SAR (interpolated) = 0.0254 W/kg


Zoom Scan (6x6x7)/Cube 0: Measurement grid: dx=8mm, dy=8mm, dz=5mm

Reference Value = 6.861 V/m; Power Drift = -0.03 dB

Peak SAR (extrapolated) = 0.0890 W/kg

SAR(1 g) = 0.019 W/kg; SAR(10 g) = 0.00758 W/kg

Maximum value of SAR (measured) = 0.0312 W/kg



0 dB = 0.0312 W/kg = -15.06 dBW/kg

Test Plot 189#: Antenna 2(Down Antenna)_LTE Band 5_Head Right Tilt_Middle_50%RB**DUT: LTE SMARTPHONE; Type: RG850; Serial: 18071000621**

Communication System: Generic FDD-LTE; Frequency: 836.5 MHz; Duty Cycle: 1:1
Medium parameters used: $f = 836.5$ MHz; $\sigma = 0.879$ S/m; $\epsilon_r = 42.319$; $\rho = 1000$ kg/m³ ;
Phantom section: Right Section

DASY5 Configuration:

- Probe: EX3DV4 - SN7431; ConvF(10.04, 10.04, 10.04); Calibrated: 2017/9/30;
- Sensor-Surface: 1.4mm (Mechanical Surface Detection)
- Electronics: DAE4 Sn772; Calibrated: 2017/10/9
- Phantom: Twin SAM; Type: Twin SAM V5.0; Serial: 1412
- Measurement SW: DASY52, Version 52.8 (8);

Area Scan (121x71x1): Interpolated grid: dx=1.500 mm, dy=1.500 mm

Maximum value of SAR (interpolated) = 0.0320 W/kg


Zoom Scan (5x5x7)/Cube 0: Measurement grid: dx=8mm, dy=8mm, dz=5mm

Reference Value = 3.749 V/m; Power Drift = 0.08 dB

Peak SAR (extrapolated) = 0.0680 W/kg

SAR(1 g) = 0.017 W/kg; SAR(10 g) = 0.00826 W/kg

Maximum value of SAR (measured) = 0.0191 W/kg



0 dB = 0.0191 W/kg = -17.19 dBW/kg

Test Plot 190#: Antenna 2(Down Antenna)_LTE Band 5_Body Back_Low_1RB

DUT: LTE SMARTPHONE; Type: RG850; Serial: 18071000621

Communication System: Generic FDD-LTE; Frequency: 829 MHz;Duty Cycle: 1:1
 Medium parameters used: $f = 829$ MHz; $\sigma = 0.954$ S/m; $\epsilon_r = 57.276$; $\rho = 1000$ kg/m³ ;
 Phantom section: Right Section

DASY5 Configuration:

- Probe: EX3DV4 - SN7431; ConvF(10.11, 10.11, 10.11); Calibrated: 2017/9/30;
- Sensor-Surface: 1.4mm (Mechanical Surface Detection)
- Electronics: DAE4 Sn772;Calibrated: 2017/10/9
- Phantom: Triple Flat Phantom 5.1C; Type: QD 000 P51 CA; Serial: 1130
- Measurement SW: DASY52, Version 52.8 (8);

Area Scan (131x71x1): Interpolated grid: dx=1.500 mm, dy=1.500 mm

Maximum value of SAR (interpolated) = 0.433 W/kg

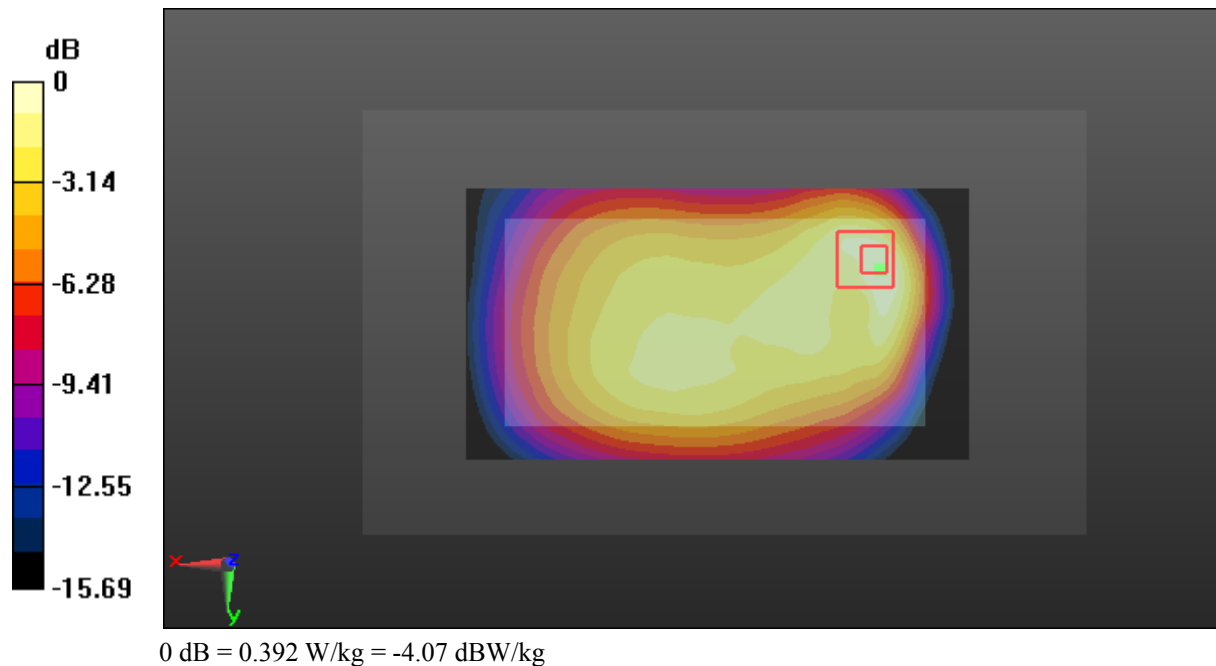
Zoom Scan (6x6x7)/Cube 0: Measurement grid: dx=8mm, dy=8mm, dz=5mm

Reference Value = 16.69 V/m; Power Drift = -0.11 dB

Peak SAR (extrapolated) = 0.494 W/kg

SAR(1 g) = 0.254 W/kg; SAR(10 g) = 0.148 W/kg

Maximum value of SAR (measured) = 0.392 W/kg



Test Plot 191#: Antenna 2(Down Antenna)_LTE Band 5_Body Back_Middle_1RB**DUT: LTE SMARTPHONE; Type: RG850; Serial: 18071000621**

Communication System: Generic FDD-LTE; Frequency: 836.5 MHz; Duty Cycle: 1:1
Medium parameters used: $f = 836.5$ MHz; $\sigma = 0.958$ S/m; $\epsilon_r = 57.231$; $\rho = 1000$ kg/m³ ;
Phantom section: Right Section

DASY5 Configuration:

- Probe: EX3DV4 - SN7431; ConvF(10.11, 10.11, 10.11); Calibrated: 2017/9/30;
- Sensor-Surface: 1.4mm (Mechanical Surface Detection)
- Electronics: DAE4 Sn772; Calibrated: 2017/10/9
- Phantom: Triple Flat Phantom 5.1C; Type: QD 000 P51 CA; Serial: 1130
- Measurement SW: DASY52, Version 52.8 (8);

Area Scan (131x71x1): Interpolated grid: dx=1.500 mm, dy=1.500 mm

Maximum value of SAR (interpolated) = 0.456 W/kg

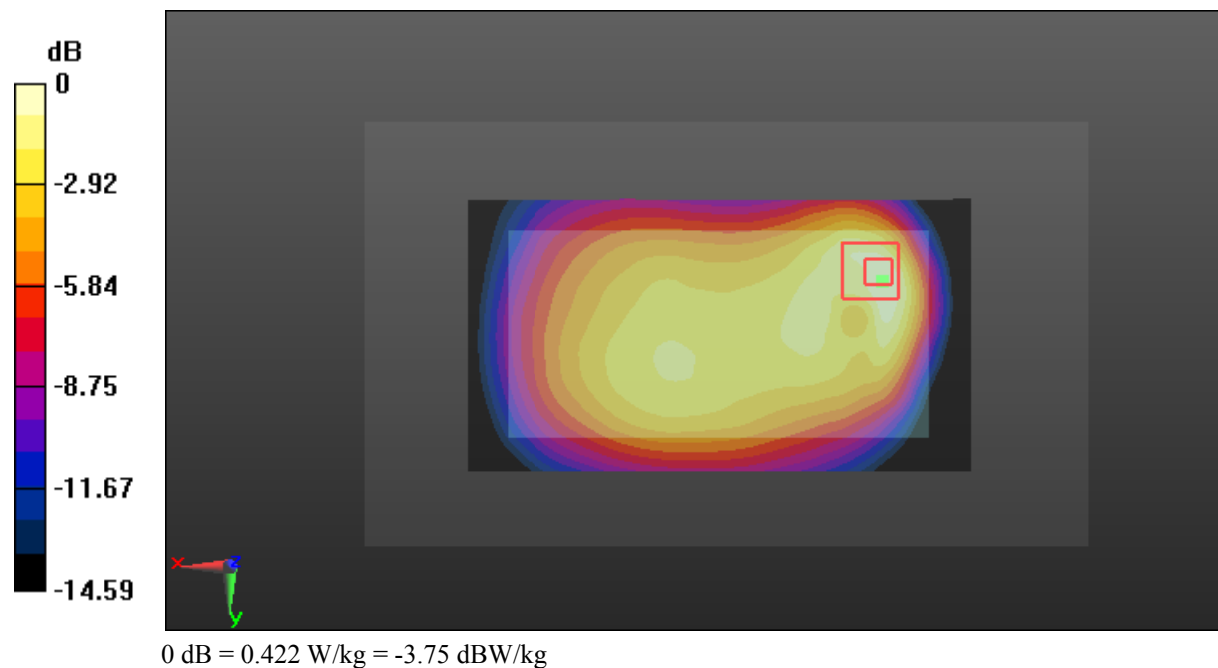
Zoom Scan (5x5x7)/Cube 0: Measurement grid: dx=8mm, dy=8mm, dz=5mm

Reference Value = 17.06 V/m; Power Drift = -0.14 dB

Peak SAR (extrapolated) = 0.529 W/kg

SAR(1 g) = 0.277 W/kg; SAR(10 g) = 0.159 W/kg

Maximum value of SAR (measured) = 0.422 W/kg



Test Plot 192#: Antenna 2(Down Antenna)_LTE Band 5_Body Back_High_1RB

DUT: LTE SMARTPHONE; Type: RG850; Serial: 18071000621

Communication System: Generic FDD-LTE; Frequency: 844 MHz;Duty Cycle: 1:1
 Medium parameters used: $f = 844 \text{ MHz}$; $\sigma = 0.961 \text{ S/m}$; $\epsilon_r = 56.972$; $\rho = 1000 \text{ kg/m}^3$;
 Phantom section: Right Section

DASY5 Configuration:

- Probe: EX3DV4 - SN7431; ConvF(10.11, 10.11, 10.11); Calibrated: 2017/9/30;
- Sensor-Surface: 1.4mm (Mechanical Surface Detection)
- Electronics: DAE4 Sn772;Calibrated: 2017/10/9
- Phantom: Triple Flat Phantom 5.1C; Type: QD 000 P51 CA; Serial: 1130
- Measurement SW: DASY52, Version 52.8 (8);

Area Scan (131x71x1): Interpolated grid: $dx=1.500 \text{ mm}$, $dy=1.500 \text{ mm}$

Maximum value of SAR (interpolated) = 0.486 W/kg

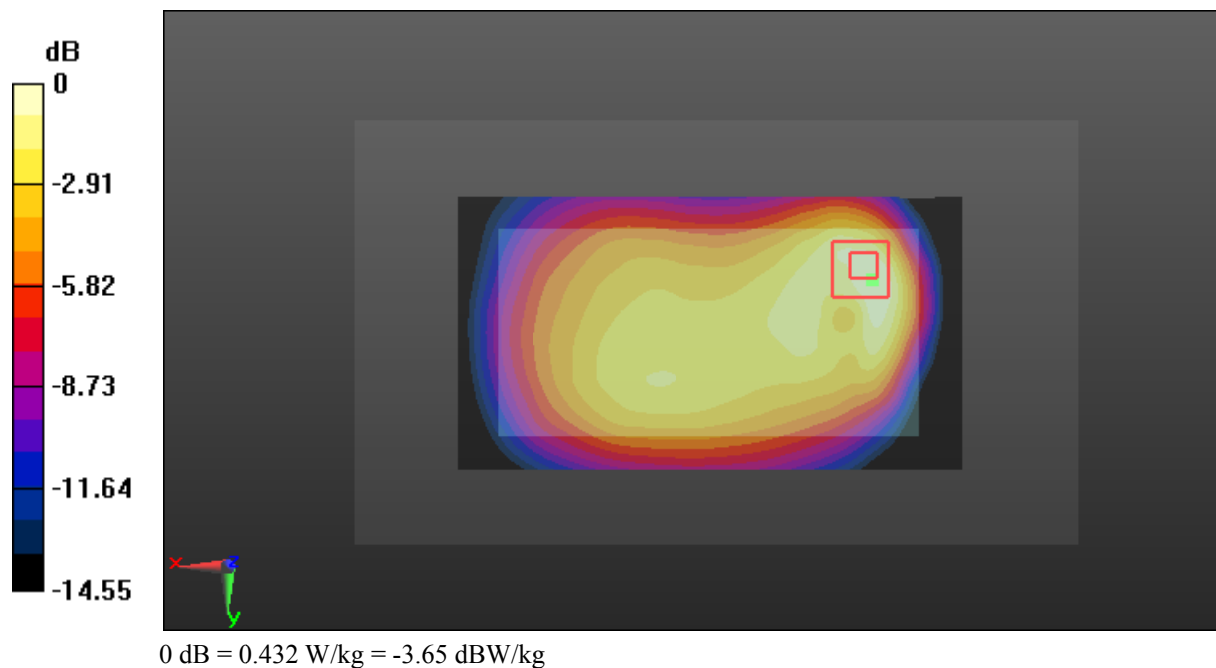
Zoom Scan (5x5x7)/Cube 0: Measurement grid: $dx=8\text{mm}$, $dy=8\text{mm}$, $dz=5\text{mm}$

Reference Value = 17.12 V/m; Power Drift = -0.16 dB

Peak SAR (extrapolated) = 0.548 W/kg

SAR(1 g) = 0.291 W/kg; SAR(10 g) = 0.168 W/kg

Maximum value of SAR (measured) = 0.432 W/kg



Test Plot 193#: Antenna 2(Down Antenna)_LTE Band 5_Body Back_Middle_50%RB

DUT: LTE SMARTPHONE; Type: RG850; Serial: 18071000621

Communication System: Generic FDD-LTE; Frequency: 836.5 MHz; Duty Cycle: 1:1
 Medium parameters used: $f = 836.5 \text{ MHz}$; $\sigma = 0.958 \text{ S/m}$; $\epsilon_r = 57.231$; $\rho = 1000 \text{ kg/m}^3$;
 Phantom section: Right Section

DASY5 Configuration:

- Probe: EX3DV4 - SN7431; ConvF(10.11, 10.11, 10.11); Calibrated: 2017/9/30;
- Sensor-Surface: 1.4mm (Mechanical Surface Detection)
- Electronics: DAE4 Sn772; Calibrated: 2017/10/9
- Phantom: Triple Flat Phantom 5.1C; Type: QD 000 P51 CA; Serial: 1130
- Measurement SW: DASY52, Version 52.8 (8);

Area Scan (131x71x1): Interpolated grid: $dx=1.500 \text{ mm}$, $dy=1.500 \text{ mm}$

Maximum value of SAR (interpolated) = 0.371 W/kg

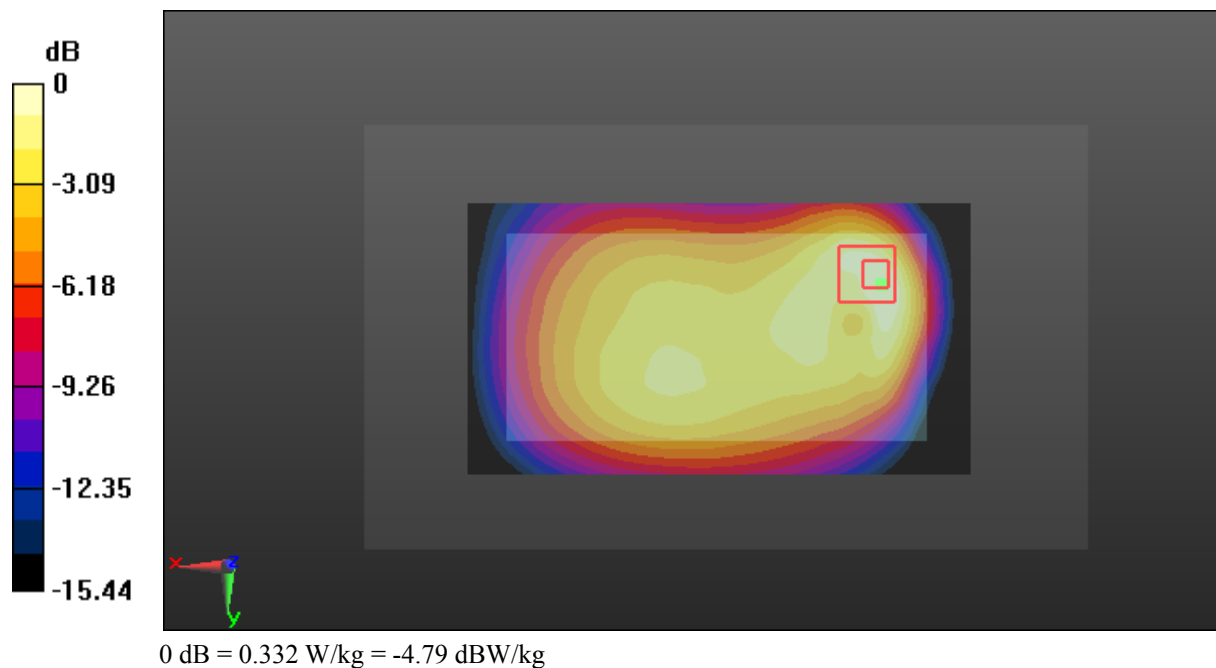
Zoom Scan (6x6x7)/Cube 0: Measurement grid: $dx=8\text{mm}$, $dy=8\text{mm}$, $dz=5\text{mm}$

Reference Value = 14.76 V/m; Power Drift = 0.01 dB

Peak SAR (extrapolated) = 0.418 W/kg

SAR(1 g) = 0.218 W/kg; SAR(10 g) = 0.126 W/kg

Maximum value of SAR (measured) = 0.332 W/kg



Test Plot 194#: Antenna 2(Down Antenna)_LTE Band 5_Body Left_Middle_1RB**DUT: LTE SMARTPHONE; Type: RG850; Serial: 18071000621**

Communication System: Generic FDD-LTE; Frequency: 836.5 MHz; Duty Cycle: 1:1
Medium parameters used: $f = 836.5$ MHz; $\sigma = 0.958$ S/m; $\epsilon_r = 57.231$; $\rho = 1000$ kg/m³ ;
Phantom section: Right Section

DASY5 Configuration:

- Probe: EX3DV4 - SN7431; ConvF(10.11, 10.11, 10.11); Calibrated: 2017/9/30;
- Sensor-Surface: 1.4mm (Mechanical Surface Detection)
- Electronics: DAE4 Sn772; Calibrated: 2017/10/9
- Phantom: Triple Flat Phantom 5.1C; Type: QD 000 P51 CA; Serial: 1130
- Measurement SW: DASY52, Version 52.8 (8);

Area Scan (131x41x1): Interpolated grid: dx=1.500 mm, dy=1.500 mm

Maximum value of SAR (interpolated) = 0.133 W/kg


Zoom Scan (5x5x7)/Cube 0: Measurement grid: dx=8mm, dy=8mm, dz=5mm

Reference Value = 10.22 V/m; Power Drift = -0.01 dB

Peak SAR (extrapolated) = 0.154 W/kg

SAR(1 g) = 0.100 W/kg; SAR(10 g) = 0.067 W/kg

Maximum value of SAR (measured) = 0.135 W/kg



Test Plot 195#: Antenna 2(Down Antenna)_LTE Band 5_Body Left_Middle_50%RB**DUT: LTE SMARTPHONE; Type: RG850; Serial: 18071000621**

Communication System: Generic FDD-LTE; Frequency: 836.5 MHz; Duty Cycle: 1:1
Medium parameters used: $f = 836.5$ MHz; $\sigma = 0.958$ S/m; $\epsilon_r = 57.231$; $\rho = 1000$ kg/m³ ;
Phantom section: Right Section

DASY5 Configuration:

- Probe: EX3DV4 - SN7431; ConvF(10.11, 10.11, 10.11); Calibrated: 2017/9/30;
- Sensor-Surface: 1.4mm (Mechanical Surface Detection)
- Electronics: DAE4 Sn772; Calibrated: 2017/10/9
- Phantom: Triple Flat Phantom 5.1C; Type: QD 000 P51 CA; Serial: 1130
- Measurement SW: DASY52, Version 52.8 (8);

Area Scan (131x41x1): Interpolated grid: dx=1.500 mm, dy=1.500 mm

Maximum value of SAR (interpolated) = 0.104 W/kg


Zoom Scan (5x5x7)/Cube 0: Measurement grid: dx=8mm, dy=8mm, dz=5mm

Reference Value = 8.940 V/m; Power Drift = 0.03 dB

Peak SAR (extrapolated) = 0.118 W/kg

SAR(1 g) = 0.078 W/kg; SAR(10 g) = 0.052 W/kg

Maximum value of SAR (measured) = 0.104 W/kg



Test Plot 196#: Antenna 2(Down Antenna)_LTE Band 5_Body Right_Middle_1RB**DUT: LTE SMARTPHONE; Type: RG850; Serial: 18071000621**

Communication System: Generic FDD-LTE; Frequency: 836.5 MHz; Duty Cycle: 1:1
Medium parameters used: $f = 836.5$ MHz; $\sigma = 0.958$ S/m; $\epsilon_r = 57.231$; $\rho = 1000$ kg/m³ ;
Phantom section: Right Section

DASY5 Configuration:

- Probe: EX3DV4 - SN7431; ConvF(10.11, 10.11, 10.11); Calibrated: 2017/9/30;
- Sensor-Surface: 1.4mm (Mechanical Surface Detection)
- Electronics: DAE4 Sn772; Calibrated: 2017/10/9
- Phantom: Triple Flat Phantom 5.1C; Type: QD 000 P51 CA; Serial: 1130
- Measurement SW: DASY52, Version 52.8 (8);

Area Scan (131x41x1): Interpolated grid: dx=1.500 mm, dy=1.500 mm

Maximum value of SAR (interpolated) = 0.258 W/kg


Zoom Scan (5x5x7)/Cube 0: Measurement grid: dx=8mm, dy=8mm, dz=5mm

Reference Value = 16.87 V/m; Power Drift = -0.00 dB

Peak SAR (extrapolated) = 0.291 W/kg

SAR(1 g) = 0.192 W/kg; SAR(10 g) = 0.129 W/kg

Maximum value of SAR (measured) = 0.256 W/kg



Test Plot 197#: Antenna 2(Down Antenna)_LTE Band 5_Body Right_Middle_50%RB**DUT: LTE SMARTPHONE; Type: RG850; Serial: 18071000621**

Communication System: Generic FDD-LTE; Frequency: 836.5 MHz; Duty Cycle: 1:1
Medium parameters used: $f = 836.5$ MHz; $\sigma = 0.958$ S/m; $\epsilon_r = 57.231$; $\rho = 1000$ kg/m³ ;
Phantom section: Right Section

DASY5 Configuration:

- Probe: EX3DV4 - SN7431; ConvF(10.11, 10.11, 10.11); Calibrated: 2017/9/30;
- Sensor-Surface: 1.4mm (Mechanical Surface Detection)
- Electronics: DAE4 Sn772; Calibrated: 2017/10/9
- Phantom: Triple Flat Phantom 5.1C; Type: QD 000 P51 CA; Serial: 1130
- Measurement SW: DASY52, Version 52.8 (8);

Area Scan (131x41x1): Interpolated grid: dx=1.500 mm, dy=1.500 mm

Maximum value of SAR (interpolated) = 0.204 W/kg


Zoom Scan (5x5x7)/Cube 0: Measurement grid: dx=8mm, dy=8mm, dz=5mm

Reference Value = 15.02 V/m; Power Drift = -0.05 dB

Peak SAR (extrapolated) = 0.233 W/kg

SAR(1 g) = 0.152 W/kg; SAR(10 g) = 0.103 W/kg

Maximum value of SAR (measured) = 0.203 W/kg



Test Plot 198#: Antenna 2(Down Antenna)_LTE Band 5_Body Bottom_Middle_1RB**DUT: LTE SMARTPHONE; Type: RG850; Serial: 18071000621**

Communication System: Generic FDD-LTE; Frequency: 836.5 MHz; Duty Cycle: 1:1
Medium parameters used: $f = 836.5$ MHz; $\sigma = 0.958$ S/m; $\epsilon_r = 57.231$; $\rho = 1000$ kg/m³ ;
Phantom section: Right Section

DASY5 Configuration:

- Probe: EX3DV4 - SN7431; ConvF(10.11, 10.11, 10.11); Calibrated: 2017/9/30;
- Sensor-Surface: 1.4mm (Mechanical Surface Detection)
- Electronics: DAE4 Sn772; Calibrated: 2017/10/9
- Phantom: Triple Flat Phantom 5.1C; Type: QD 000 P51 CA; Serial: 1130
- Measurement SW: DASY52, Version 52.8 (8);

Area Scan (41x71x1): Interpolated grid: dx=1.500 mm, dy=1.500 mm

Maximum value of SAR (interpolated) = 0.0926 W/kg


Zoom Scan (5x5x7)/Cube 0: Measurement grid: dx=8mm, dy=8mm, dz=5mm

Reference Value = 7.511 V/m; Power Drift = -0.01 dB

Peak SAR (extrapolated) = 0.108 W/kg

SAR(1 g) = 0.057 W/kg; SAR(10 g) = 0.034 W/kg

Maximum value of SAR (measured) = 0.0867 W/kg



Test Plot 199#: Antenna 2(Down Antenna)_LTE Band 5_Body Bottom_Middle_50%RB**DUT: LTE SMARTPHONE; Type: RG850; Serial: 18071000621**

Communication System: Generic FDD-LTE; Frequency: 836.5 MHz; Duty Cycle: 1:1
Medium parameters used: $f = 836.5$ MHz; $\sigma = 0.958$ S/m; $\epsilon_r = 57.231$; $\rho = 1000$ kg/m³ ;
Phantom section: Right Section

DASY5 Configuration:

- Probe: EX3DV4 - SN7431; ConvF(10.11, 10.11, 10.11); Calibrated: 2017/9/30;
- Sensor-Surface: 1.4mm (Mechanical Surface Detection)
- Electronics: DAE4 Sn772; Calibrated: 2017/10/9
- Phantom: Triple Flat Phantom 5.1C; Type: QD 000 P51 CA; Serial: 1130
- Measurement SW: DASY52, Version 52.8 (8);

Area Scan (41x71x1): Interpolated grid: dx=1.500 mm, dy=1.500 mm

Maximum value of SAR (interpolated) = 0.0759 W/kg


Zoom Scan (5x5x7)/Cube 0: Measurement grid: dx=8mm, dy=8mm, dz=5mm

Reference Value = 6.727 V/m; Power Drift = -0.03 dB

Peak SAR (extrapolated) = 0.0850 W/kg

SAR(1 g) = 0.045 W/kg; SAR(10 g) = 0.027 W/kg

Maximum value of SAR (measured) = 0.0684 W/kg



Test Plot 200#: Antenna 1(Up Antenna)_LTE Band 7_Head Left Cheek_Middle_1RB**DUT: LTE SMARTPHONE; Type: RG850; Serial: 18071000621**

Communication System: Generic FDD-LTE; Frequency: 2535 MHz; Duty Cycle: 1:1
Medium parameters used: $f = 2535$ MHz; $\sigma = 1.872$ S/m; $\epsilon_r = 40.117$; $\rho = 1000$ kg/m³ ;
Phantom section: Left Section

DASY5 Configuration:

- Probe: EX3DV4 - SN7431; ConvF(7.86, 7.86, 7.86); Calibrated: 2017/9/30;
- Sensor-Surface: 1.4mm (Mechanical Surface Detection)
- Electronics: DAE4 Sn772; Calibrated: 2017/10/9
- Phantom: Twin SAM; Type: Twin SAM V5.0; Serial: 1412
- Measurement SW: DASY52, Version 52.8 (8);

Area Scan (151x91x1): Interpolated grid: dx=1.200 mm, dy=1.200 mm

Maximum value of SAR (interpolated) = 0.616 W/kg


Zoom Scan (5x5x7)/Cube 0: Measurement grid: dx=8mm, dy=8mm, dz=5mm

Reference Value = 16.16 V/m; Power Drift = 0.01 dB

Peak SAR (extrapolated) = 0.972 W/kg

SAR(1 g) = 0.508 W/kg; SAR(10 g) = 0.255 W/kg

Maximum value of SAR (measured) = 0.554 W/kg



Test Plot 201#: Antenna 1(Up Antenna)_LTE Band 7_Head Left Cheek_Middle_50%RB**DUT: LTE SMARTPHONE; Type: RG850; Serial: 18071000621**

Communication System: Generic FDD-LTE; Frequency: 2535 MHz; Duty Cycle: 1:1
Medium parameters used: $f = 2535$ MHz; $\sigma = 1.872$ S/m; $\epsilon_r = 40.117$; $\rho = 1000$ kg/m³ ;
Phantom section: Left Section

DASY5 Configuration:

- Probe: EX3DV4 - SN7431; ConvF(7.86, 7.86, 7.86); Calibrated: 2017/9/30;
- Sensor-Surface: 1.4mm (Mechanical Surface Detection)
- Electronics: DAE4 Sn772; Calibrated: 2017/10/9
- Phantom: Twin SAM; Type: Twin SAM V5.0; Serial: 1412
- Measurement SW: DASY52, Version 52.8 (8);

Area Scan (151x91x1): Interpolated grid: dx=1.200 mm, dy=1.200 mm

Maximum value of SAR (interpolated) = 0.688 W/kg


Zoom Scan (7x6x7)/Cube 0: Measurement grid: dx=8mm, dy=8mm, dz=5mm

Reference Value = 13.24 V/m; Power Drift = -0.11 dB

Peak SAR (extrapolated) = 1.08 W/kg

SAR(1 g) = 0.354 W/kg; SAR(10 g) = 0.187 W/kg

Maximum value of SAR (measured) = 0.379 W/kg



0 dB = 0.379 W/kg = -4.21 dBW/kg

Test Plot 202#: Antenna 1(Up Antenna)_LTE Band 7_Head Left Tilt_Middle_1RB**DUT: LTE SMARTPHONE; Type: RG850; Serial: 18071000621**

Communication System: Generic FDD-LTE; Frequency: 2535 MHz; Duty Cycle: 1:1
Medium parameters used: $f = 2535$ MHz; $\sigma = 1.872$ S/m; $\epsilon_r = 40.117$; $\rho = 1000$ kg/m³ ;
Phantom section: Left Section

DASY5 Configuration:

- Probe: EX3DV4 - SN7431; ConvF(7.86, 7.86, 7.86); Calibrated: 2017/9/30;
- Sensor-Surface: 1.4mm (Mechanical Surface Detection)
- Electronics: DAE4 Sn772; Calibrated: 2017/10/9
- Phantom: Twin SAM; Type: Twin SAM V5.0; Serial: 1412
- Measurement SW: DASY52, Version 52.8 (8);

Area Scan (121x71x1): Interpolated grid: dx=1.500 mm, dy=1.500 mm

Maximum value of SAR (interpolated) = 0.523 W/kg

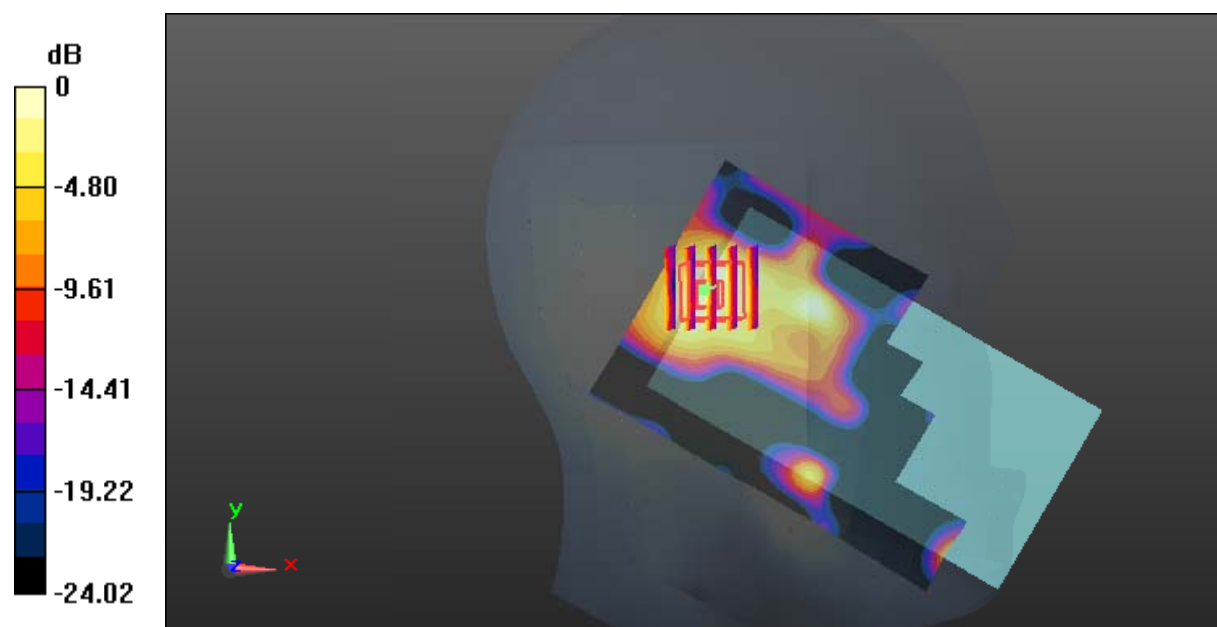
Zoom Scan (5x5x7)/Cube 0: Measurement grid: dx=8mm, dy=8mm, dz=5mm

Reference Value = 14.35 V/m; Power Drift = 0.01 dB

Peak SAR (extrapolated) = 2.17 W/kg

SAR(1 g) = 0.403 W/kg; SAR(10 g) = 0.196 W/kg

Maximum value of SAR (measured) = 0.505 W/kg



0 dB = 0.505 W/kg = -2.97 dBW/kg

Test Plot 203#: Antenna 1(Up Antenna)_LTE Band 7_Head Left Tilt_Middle_50%RB**DUT: LTE SMARTPHONE; Type: RG850; Serial: 18071000621**

Communication System: Generic FDD-LTE; Frequency: 2535 MHz; Duty Cycle: 1:1
Medium parameters used: $f = 2535$ MHz; $\sigma = 1.872$ S/m; $\epsilon_r = 40.117$; $\rho = 1000$ kg/m³ ;
Phantom section: Left Section

DASY5 Configuration:

- Probe: EX3DV4 - SN7431; ConvF(7.86, 7.86, 7.86); Calibrated: 2017/9/30;
- Sensor-Surface: 1.4mm (Mechanical Surface Detection)
- Electronics: DAE4 Sn772; Calibrated: 2017/10/9
- Phantom: Twin SAM; Type: Twin SAM V5.0; Serial: 1412
- Measurement SW: DASY52, Version 52.8 (8);

Area Scan (121x71x1): Interpolated grid: dx=1.500 mm, dy=1.500 mm

Maximum value of SAR (interpolated) = 0.462 W/kg


Zoom Scan (5x5x7)/Cube 0: Measurement grid: dx=8mm, dy=8mm, dz=5mm

Reference Value = 12.76 V/m; Power Drift = -0.05 dB

Peak SAR (extrapolated) = 1.13 W/kg

SAR(1 g) = 0.327 W/kg; SAR(10 g) = 0.148 W/kg

Maximum value of SAR (measured) = 0.391 W/kg



0 dB = 0.391 W/kg = -4.08 dBW/kg

Test Plot 204#: Antenna 1(Up Antenna)_LTE Band 7_Head Right Cheek_Middle_1RB**DUT: LTE SMARTPHONE; Type: RG850; Serial: 18071000621**

Communication System: Generic FDD-LTE; Frequency: 2535 MHz; Duty Cycle: 1:1
Medium parameters used: $f = 2535$ MHz; $\sigma = 1.872$ S/m; $\epsilon_r = 40.117$; $\rho = 1000$ kg/m³ ;
Phantom section: Right Section

DASY5 Configuration:

- Probe: EX3DV4 - SN7431; ConvF(7.86, 7.86, 7.86); Calibrated: 2017/9/30;
- Sensor-Surface: 1.4mm (Mechanical Surface Detection)
- Electronics: DAE4 Sn772; Calibrated: 2017/10/9
- Phantom: Twin SAM; Type: Twin SAM V5.0; Serial: 1412
- Measurement SW: DASY52, Version 52.8 (8);

Area Scan (121x71x1): Interpolated grid: dx=1.500 mm, dy=1.500 mm

Maximum value of SAR (interpolated) = 0.710 W/kg

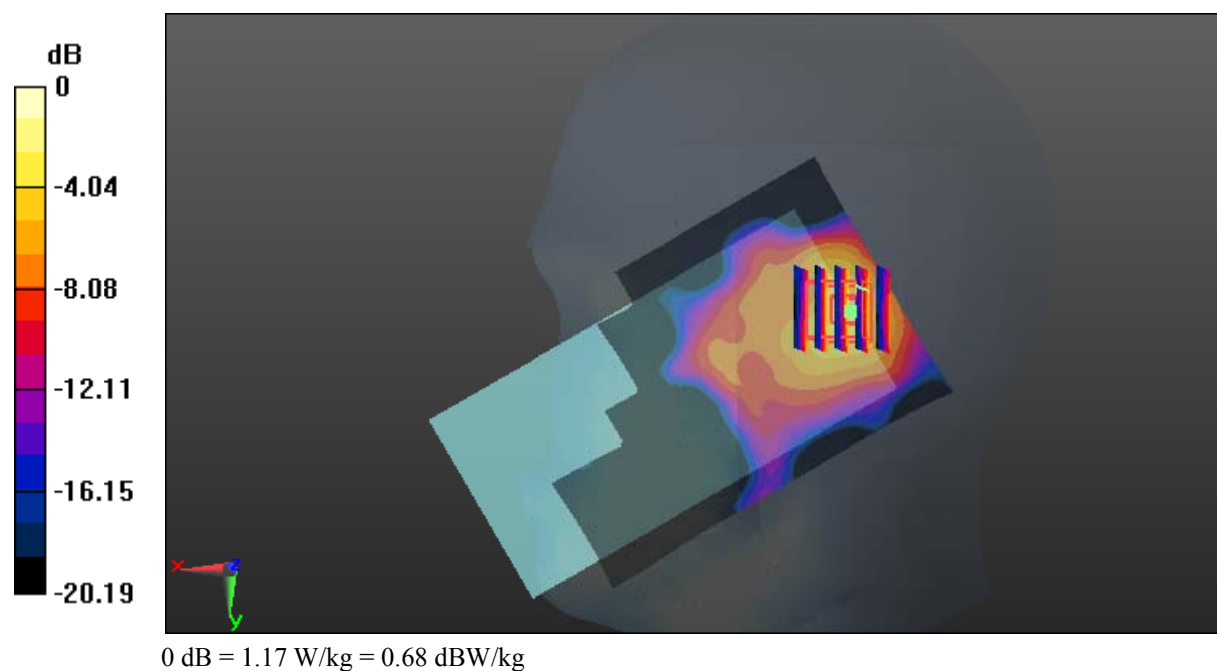
Zoom Scan (5x5x7)/Cube 0: Measurement grid: dx=8mm, dy=8mm, dz=5mm

Reference Value = 16.05 V/m; Power Drift = 0.11 dB

Peak SAR (extrapolated) = 1.21 W/kg

SAR(1 g) = 0.586 W/kg; SAR(10 g) = 0.307 W/kg

Maximum value of SAR (measured) = 1.17 W/kg



Test Plot 205#: Antenna 1(Up Antenna)_LTE Band 7_Head Right Cheek_Middle_50%RB**DUT: LTE SMARTPHONE; Type: RG850; Serial: 18071000621**

Communication System: Generic FDD-LTE; Frequency: 2535 MHz; Duty Cycle: 1:1
Medium parameters used: $f = 2535$ MHz; $\sigma = 1.872$ S/m; $\epsilon_r = 40.117$; $\rho = 1000$ kg/m³ ;
Phantom section: Right Section

DASY5 Configuration:

- Probe: EX3DV4 - SN7431; ConvF(7.86, 7.86, 7.86); Calibrated: 2017/9/30;
- Sensor-Surface: 1.4mm (Mechanical Surface Detection)
- Electronics: DAE4 Sn772; Calibrated: 2017/10/9
- Phantom: Twin SAM; Type: Twin SAM V5.0; Serial: 1412
- Measurement SW: DASY52, Version 52.8 (8);

Area Scan (121x71x1): Interpolated grid: dx=1.500 mm, dy=1.500 mm

Maximum value of SAR (interpolated) = 0.542 W/kg

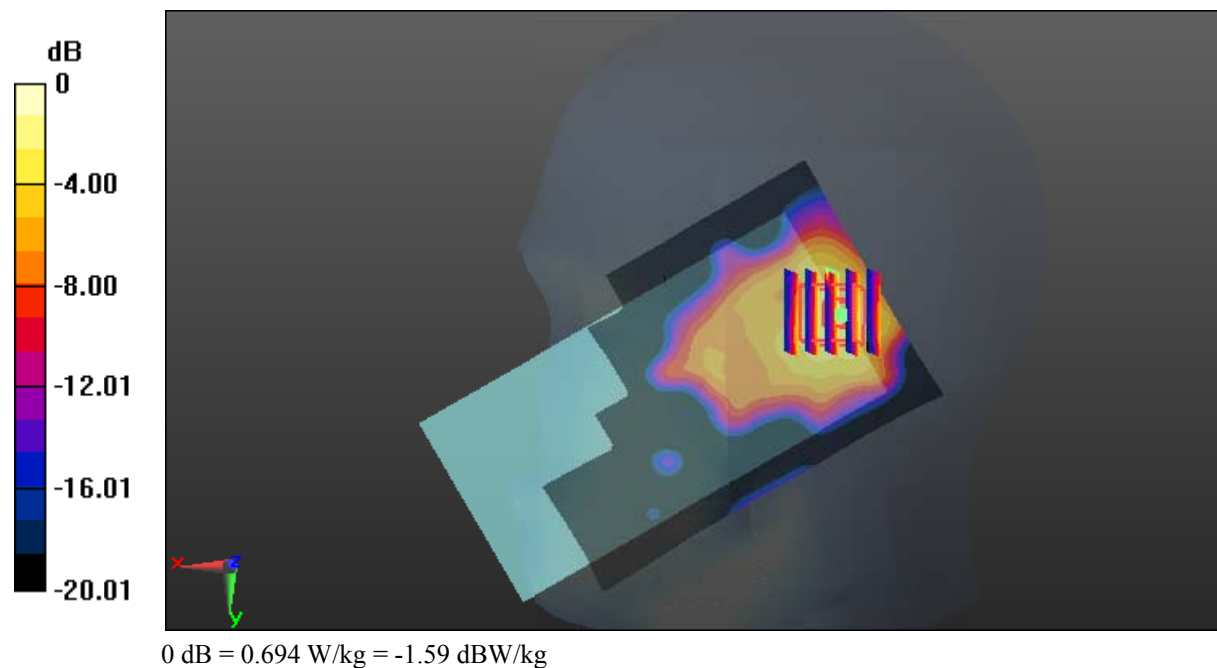
Zoom Scan (5x5x7)/Cube 0: Measurement grid: dx=8mm, dy=8mm, dz=5mm

Reference Value = 14.24 V/m; Power Drift = -0.06 dB

Peak SAR (extrapolated) = 0.925 W/kg

SAR(1 g) = 0.449 W/kg; SAR(10 g) = 0.227 W/kg

Maximum value of SAR (measured) = 0.694 W/kg



Test Plot 206#: Antenna 1(Up Antenna)_LTE Band 7_Head Right Tilt_Low_1RB**DUT: LTE SMARTPHONE; Type: RG850; Serial: 18071000621**

Communication System: Generic FDD-LTE; Frequency: 2510 MHz; Duty Cycle: 1:1
Medium parameters used: $f = 2510$ MHz; $\sigma = 1.823$ S/m; $\epsilon_r = 40.118$; $\rho = 1000$ kg/m³ ;
Phantom section: Right Section

DASY5 Configuration:

- Probe: EX3DV4 - SN7431; ConvF(7.86, 7.86, 7.86); Calibrated: 2017/9/30;
- Sensor-Surface: 1.4mm (Mechanical Surface Detection)
- Electronics: DAE4 Sn772; Calibrated: 2017/10/9
- Phantom: Twin SAM; Type: Twin SAM V5.0; Serial: 1412
- Measurement SW: DASY52, Version 52.8 (8);

Area Scan (121x71x1): Interpolated grid: dx=1.500 mm, dy=1.500 mm

Maximum value of SAR (interpolated) = 0.885 W/kg

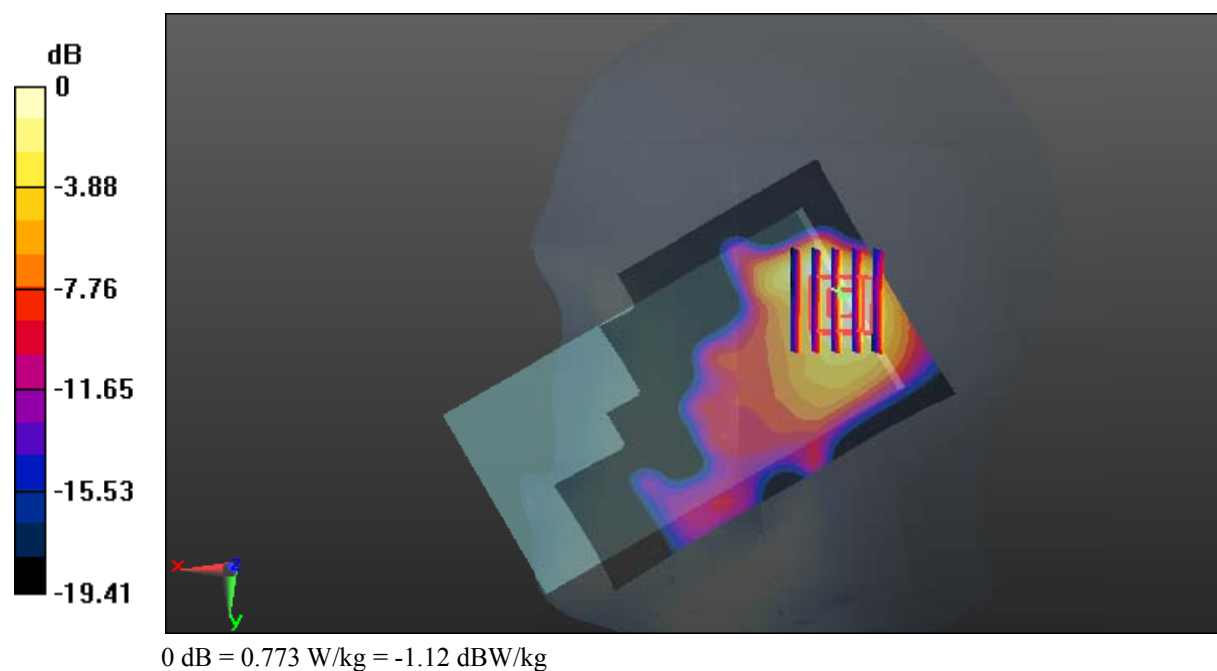
Zoom Scan (5x6x7)/Cube 0: Measurement grid: dx=8mm, dy=8mm, dz=5mm

Reference Value = 18.43 V/m; Power Drift = -0.17 dB

Peak SAR (extrapolated) = 1.41 W/kg

SAR(1 g) = 0.694 W/kg; SAR(10 g) = 0.352 W/kg

Maximum value of SAR (measured) = 0.773 W/kg



Test Plot 207#: Antenna 1(Up Antenna)_LTE Band 7_Head Right Tilt_Middle_1RB**DUT: LTE SMARTPHONE; Type: RG850; Serial: 18071000621**

Communication System: Generic FDD-LTE; Frequency: 2535 MHz; Duty Cycle: 1:1
Medium parameters used: $f = 2535$ MHz; $\sigma = 1.872$ S/m; $\epsilon_r = 40.117$; $\rho = 1000$ kg/m³ ;
Phantom section: Right Section

DASY5 Configuration:

- Probe: EX3DV4 - SN7431; ConvF(7.86, 7.86, 7.86); Calibrated: 2017/9/30;
- Sensor-Surface: 1.4mm (Mechanical Surface Detection)
- Electronics: DAE4 Sn772; Calibrated: 2017/10/9
- Phantom: Twin SAM; Type: Twin SAM V5.0; Serial: 1412
- Measurement SW: DASY52, Version 52.8 (8);

Area Scan (121x71x1): Interpolated grid: dx=1.500 mm, dy=1.500 mm

Maximum value of SAR (interpolated) = 0.954 W/kg

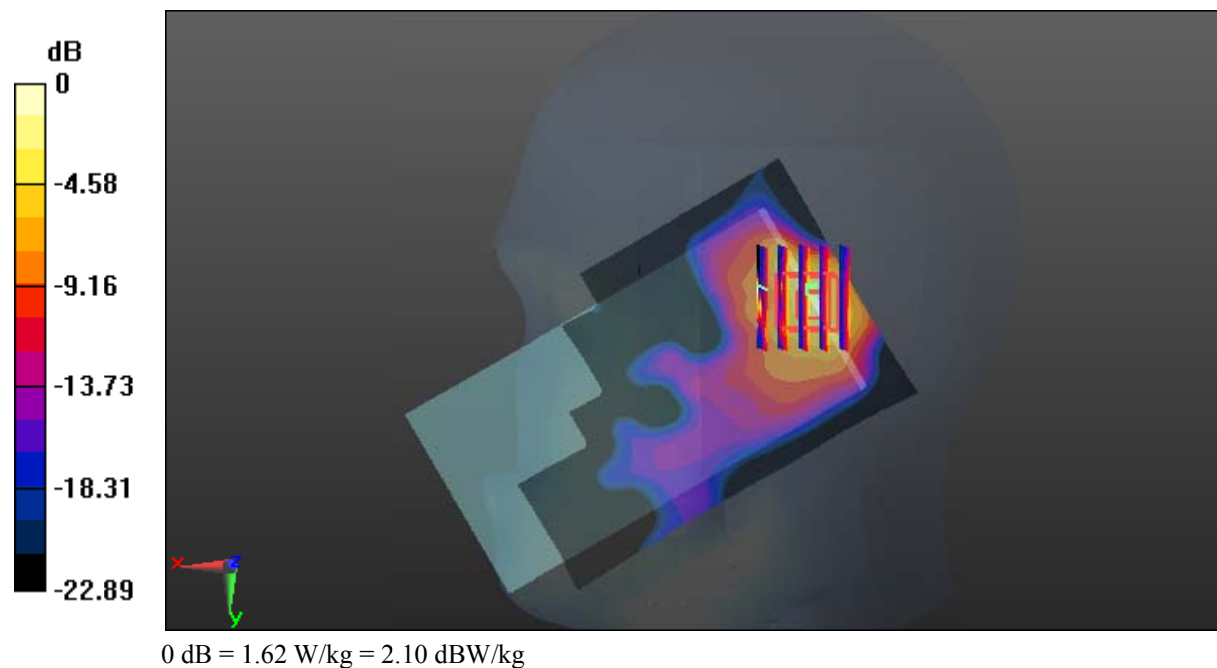
Zoom Scan (5x6x7)/Cube 0: Measurement grid: dx=8mm, dy=8mm, dz=5mm

Reference Value = 20.85 V/m; Power Drift = -0.13 dB

Peak SAR (extrapolated) = 1.86 W/kg

SAR(1 g) = 0.770 W/kg; SAR(10 g) = 0.394 W/kg

Maximum value of SAR (measured) = 1.62 W/kg



Test Plot 208#: Antenna 1(Up Antenna)_LTE Band 7_Head Right Tilt_High_1RB**DUT: LTE SMARTPHONE; Type: RG850; Serial: 18071000621**

Communication System: Generic FDD-LTE; Frequency: 2560 MHz; Duty Cycle: 1:1
Medium parameters used: $f = 2560$ MHz; $\sigma = 1.9$ S/m; $\epsilon_r = 40.058$; $\rho = 1000$ kg/m³ ;
Phantom section: Right Section

DASY5 Configuration:

- Probe: EX3DV4 - SN7431; ConvF(7.38, 7.38, 7.38); Calibrated: 2017/9/30;
- Sensor-Surface: 1.4mm (Mechanical Surface Detection)
- Electronics: DAE4 Sn772; Calibrated: 2017/10/9
- Phantom: Twin SAM; Type: Twin SAM V5.0; Serial: 1412
- Measurement SW: DASY52, Version 52.8 (8);

Area Scan (121x71x1): Interpolated grid: dx=1.500 mm, dy=1.500 mm

Maximum value of SAR (interpolated) = 0.828 W/kg

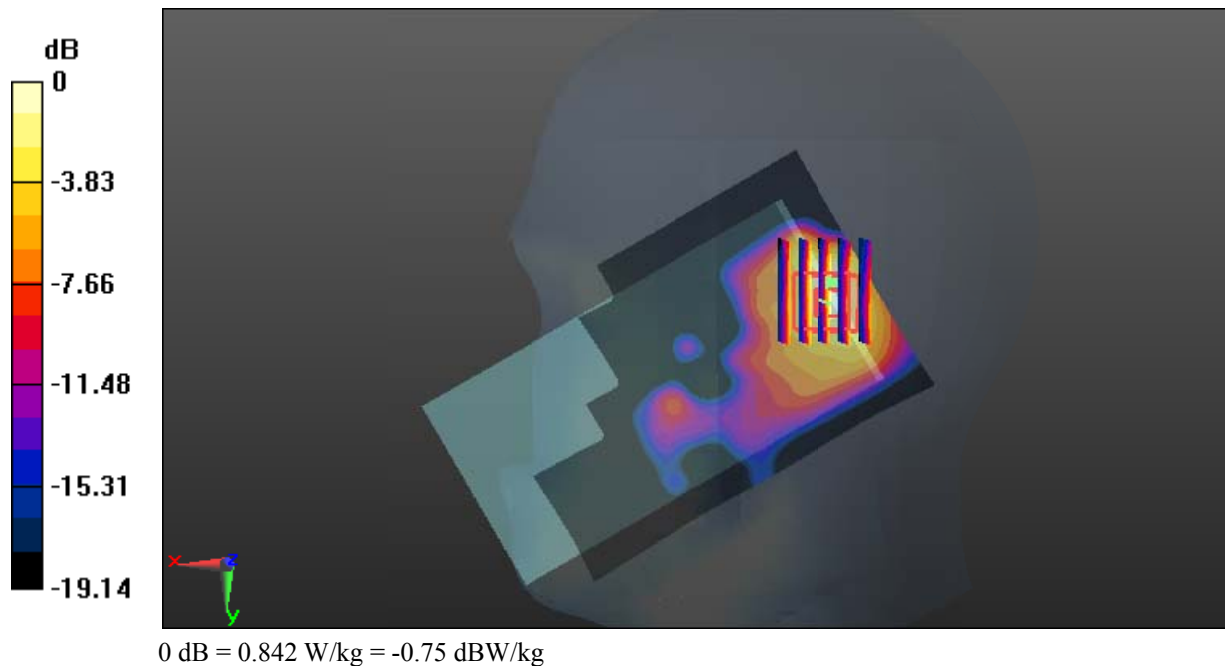
Zoom Scan (5x6x7)/Cube 0: Measurement grid: dx=8mm, dy=8mm, dz=5mm

Reference Value = 16.36 V/m; Power Drift = -0.01 dB

Peak SAR (extrapolated) = 1.55 W/kg

SAR(1 g) = 0.721 W/kg; SAR(10 g) = 0.347 W/kg

Maximum value of SAR (measured) = 0.842 W/kg



Test Plot 209#: Antenna 1(Up Antenna)_LTE Band 7_Head Right Tilt_Middle_50%RB**DUT: LTE SMARTPHONE; Type: RG850; Serial: 18071000621**

Communication System: Generic FDD-LTE; Frequency: 2535 MHz; Duty Cycle: 1:1
Medium parameters used: $f = 2535$ MHz; $\sigma = 1.872$ S/m; $\epsilon_r = 40.117$; $\rho = 1000$ kg/m³ ;
Phantom section: Right Section

DASY5 Configuration:

- Probe: EX3DV4 - SN7431; ConvF(7.86, 7.86, 7.86); Calibrated: 2017/9/30;
- Sensor-Surface: 1.4mm (Mechanical Surface Detection)
- Electronics: DAE4 Sn772; Calibrated: 2017/10/9
- Phantom: Twin SAM; Type: Twin SAM V5.0; Serial: 1412
- Measurement SW: DASY52, Version 52.8 (8);

Area Scan (121x71x1): Interpolated grid: dx=1.500 mm, dy=1.500 mm

Maximum value of SAR (interpolated) = 0.697 W/kg

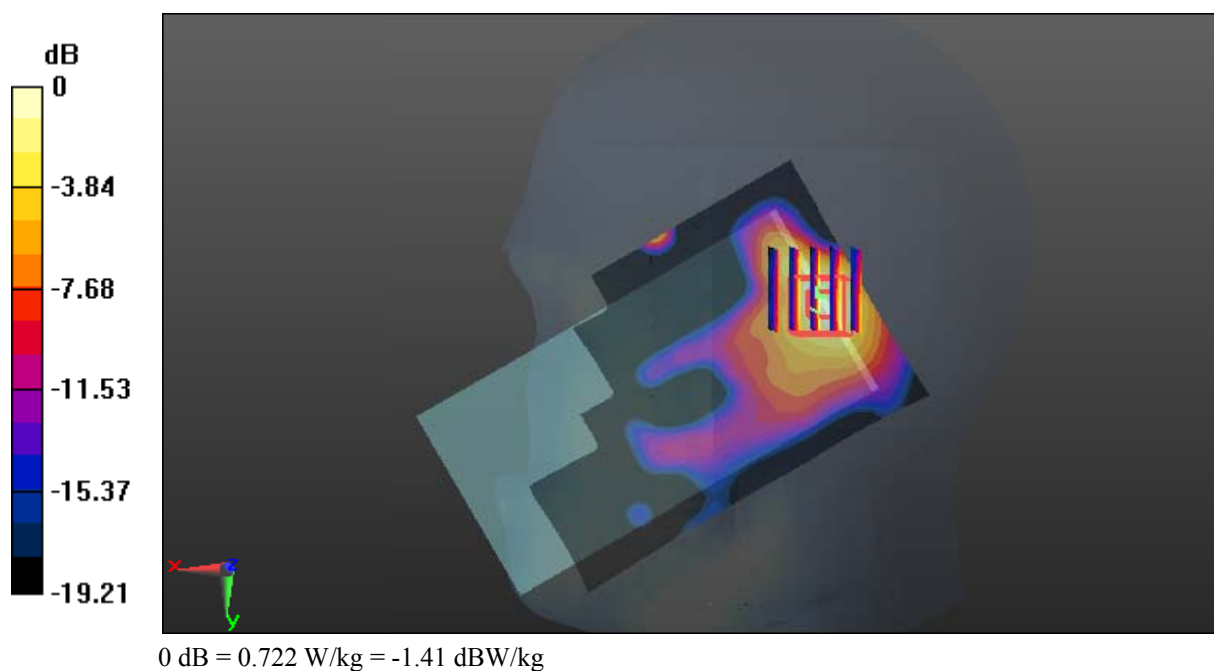
Zoom Scan (5x5x7)/Cube 0: Measurement grid: dx=8mm, dy=8mm, dz=5mm

Reference Value = 14.99 V/m; Power Drift = 0.09 dB

Peak SAR (extrapolated) = 1.50 W/kg

SAR(1 g) = 0.638 W/kg; SAR(10 g) = 0.293 W/kg

Maximum value of SAR (measured) = 0.722 W/kg



Test Plot 210#: Antenna 1(Up Antenna)_LTE Band 7_Body Back_Low_1RB

DUT: LTE SMARTPHONE; Type: RG850; Serial: 18071000621

Communication System: Generic FDD-LTE; Frequency: 2510 MHz; Duty Cycle: 1:1
 Medium parameters used: $f = 2510$ MHz; $\sigma = 1.975$ S/m; $\epsilon_r = 54.216$; $\rho = 1000$ kg/m³ ;
 Phantom section: Center Section

DASY5 Configuration:

- Probe: EX3DV4 - SN7431; ConvF(7.62, 7.62, 7.62); Calibrated: 2017/9/30;
- Sensor-Surface: 1.4mm (Mechanical Surface Detection)
- Electronics: DAE4 Sn772; Calibrated: 2017/10/9
- Phantom: Triple Flat Phantom 5.1C; Type: QD 000 P51 CA; Serial: 1130
- Measurement SW: DASY52, Version 52.8 (8);

Area Scan (171x91x1): Interpolated grid: dx=1.200 mm, dy=1.200 mm

Maximum value of SAR (interpolated) = 1.52 W/kg

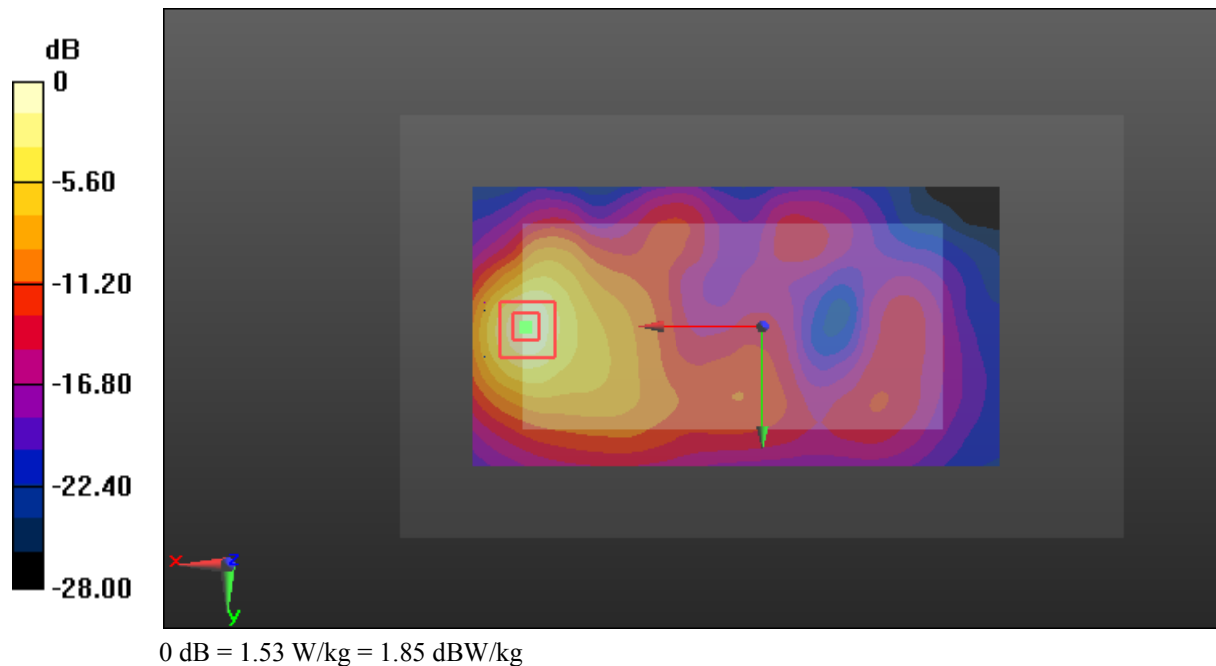
Zoom Scan (5x5x7)/Cube 0: Measurement grid: dx=8mm, dy=8mm, dz=5mm

Reference Value = 5.677 V/m; Power Drift = 0.09 dB

Peak SAR (extrapolated) = 2.01 W/kg

SAR(1 g) = 0.844 W/kg; SAR(10 g) = 0.369 W/kg

Maximum value of SAR (measured) = 1.53 W/kg



Test Plot 211#: Antenna 1(Up Antenna)_LTE Band 7_Body Back_Middle_1RB**DUT: LTE SMARTPHONE; Type: RG850; Serial: 18071000621**

Communication System: Generic FDD-LTE; Frequency: 2535 MHz; Duty Cycle: 1:1
Medium parameters used: $f = 2535$ MHz; $\sigma = 2.095$ S/m; $\epsilon_r = 54.199$; $\rho = 1000$ kg/m³ ;
Phantom section: Center Section

DASY5 Configuration:

- Probe: EX3DV4 - SN7431; ConvF(7.62, 7.62, 7.62); Calibrated: 2017/9/30;
- Sensor-Surface: 1.4mm (Mechanical Surface Detection)
- Electronics: DAE4 Sn772; Calibrated: 2017/10/9
- Phantom: Triple Flat Phantom 5.1C; Type: QD 000 P51 CA; Serial: 1130
- Measurement SW: DASY52, Version 52.8 (8);

Area Scan (171x91x1): Interpolated grid: dx=1.200 mm, dy=1.200 mm

Maximum value of SAR (interpolated) = 1.47 W/kg

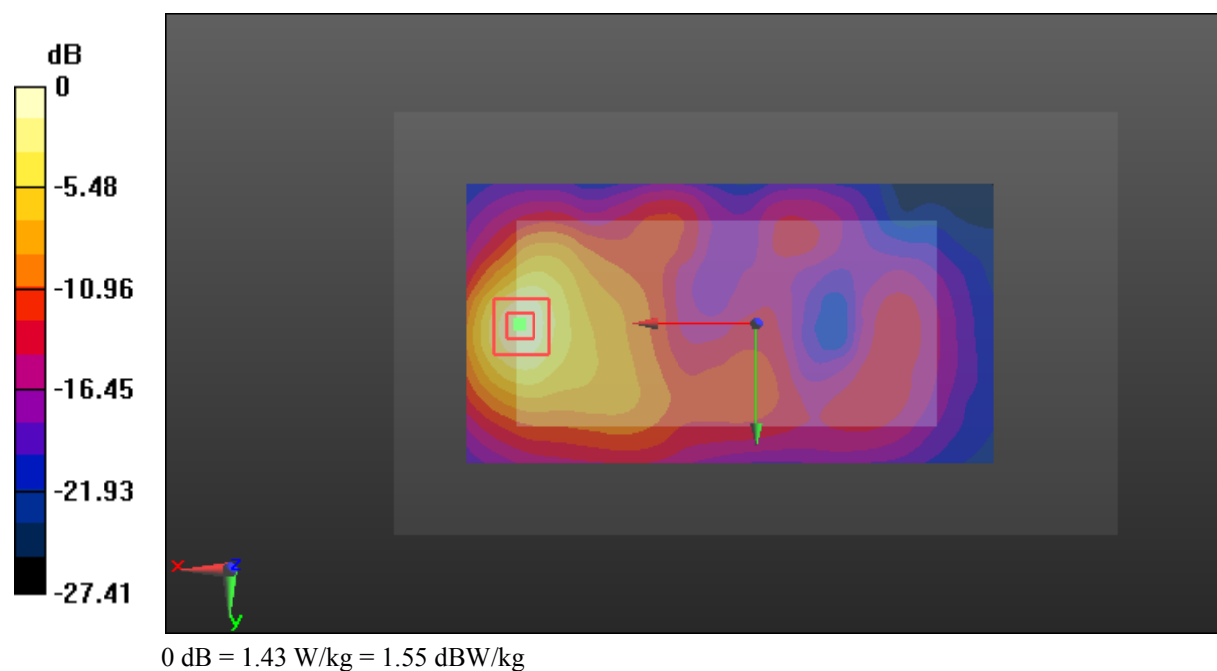
Zoom Scan (5x5x7)/Cube 0: Measurement grid: dx=8mm, dy=8mm, dz=5mm

Reference Value = 5.851 V/m; Power Drift = -0.08 dB

Peak SAR (extrapolated) = 1.89 W/kg

SAR(1 g) = 0.794 W/kg; SAR(10 g) = 0.351 W/kg

Maximum value of SAR (measured) = 1.43 W/kg



Test Plot 212#: Antenna 1(Up Antenna)_LTE Band 7_Body Back_High_1RB**DUT: LTE SMARTPHONE; Type: RG850; Serial: 18071000621**

Communication System: Generic FDD-LTE; Frequency: 2560 MHz; Duty Cycle: 1:1
Medium parameters used: $f = 2560$ MHz; $\sigma = 2.11$ S/m; $\epsilon_r = 54.106$; $\rho = 1000$ kg/m³ ;
Phantom section: Center Section

DASY5 Configuration:

- Probe: EX3DV4 - SN7431; ConvF(7.31, 7.31, 7.31); Calibrated: 2017/9/30;
- Sensor-Surface: 1.4mm (Mechanical Surface Detection)
- Electronics: DAE4 Sn772; Calibrated: 2017/10/9
- Phantom: Triple Flat Phantom 5.1C; Type: QD 000 P51 CA; Serial: 1130
- Measurement SW: DASY52, Version 52.8 (8);

Area Scan (171x91x1): Interpolated grid: dx=1.200 mm, dy=1.200 mm

Maximum value of SAR (interpolated) = 1.36 W/kg

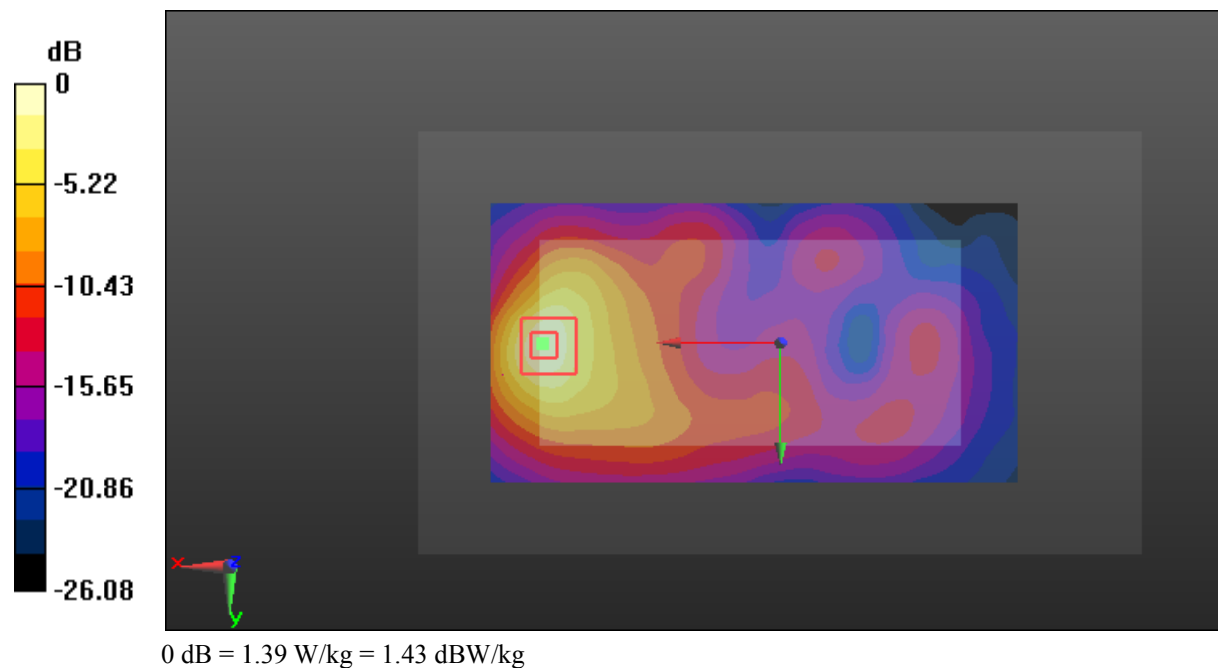
Zoom Scan (5x5x7)/Cube 0: Measurement grid: dx=8mm, dy=8mm, dz=5mm

Reference Value = 4.975 V/m; Power Drift = 0.04 dB

Peak SAR (extrapolated) = 1.85 W/kg

SAR(1 g) = 0.769 W/kg; SAR(10 g) = 0.339 W/kg

Maximum value of SAR (measured) = 1.39 W/kg



Test Plot 213#: Antenna 1(Up Antenna)_LTE Band 7_Body Back_Middle_50%RB**DUT: LTE SMARTPHONE; Type: RG850; Serial: 18071000621**

Communication System: Generic FDD-LTE; Frequency: 2535 MHz; Duty Cycle: 1:1
Medium parameters used: $f = 2535$ MHz; $\sigma = 2.095$ S/m; $\epsilon_r = 54.199$; $\rho = 1000$ kg/m³ ;
Phantom section: Center Section

DASY5 Configuration:

- Probe: EX3DV4 - SN7431; ConvF(7.62, 7.62, 7.62); Calibrated: 2017/9/30;
- Sensor-Surface: 1.4mm (Mechanical Surface Detection)
- Electronics: DAE4 Sn772; Calibrated: 2017/10/9
- Phantom: Triple Flat Phantom 5.1C; Type: QD 000 P51 CA; Serial: 1130
- Measurement SW: DASY52, Version 52.8 (8);

Area Scan (171x91x1): Interpolated grid: dx=1.200 mm, dy=1.200 mm

Maximum value of SAR (interpolated) = 1.14 W/kg

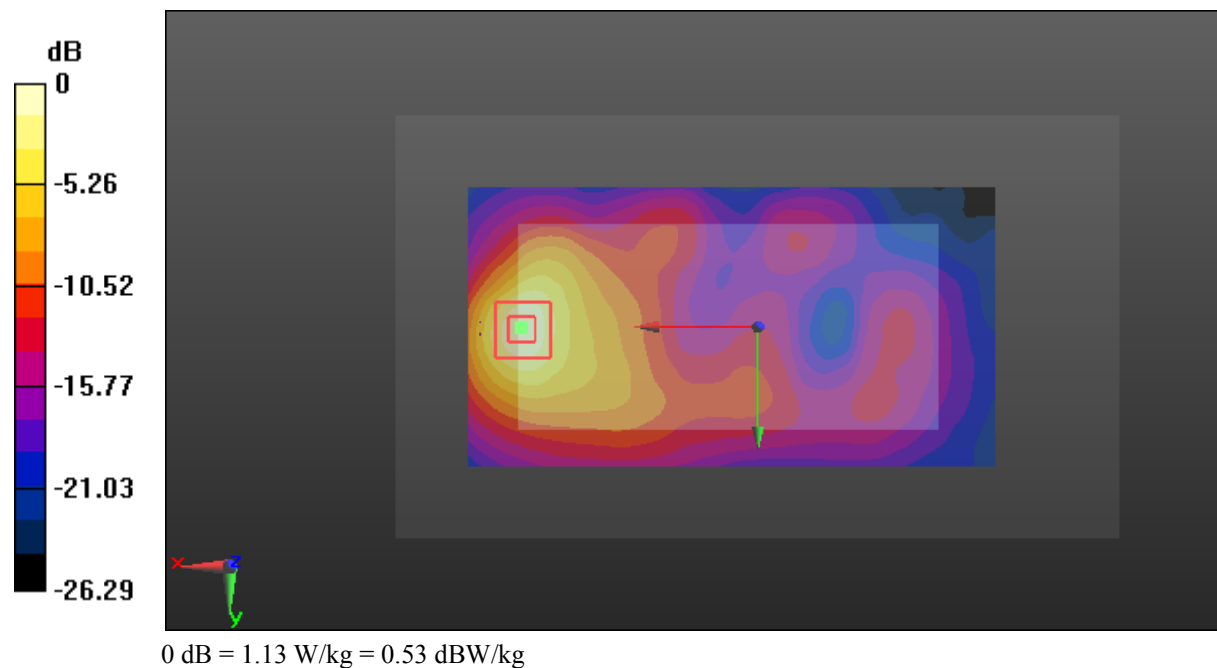
Zoom Scan (5x5x7)/Cube 0: Measurement grid: dx=8mm, dy=8mm, dz=5mm

Reference Value = 4.859 V/m; Power Drift = -0.17 dB

Peak SAR (extrapolated) = 1.50 W/kg

SAR(1 g) = 0.626 W/kg; SAR(10 g) = 0.275 W/kg

Maximum value of SAR (measured) = 1.13 W/kg



Test Plot 214#: Antenna 1(Up Antenna)_LTE Band 7_Body Left_Middle_1RB

DUT: LTE SMARTPHONE; Type: RG850; Serial: 18071000621

Communication System: Generic FDD-LTE; Frequency: 2535 MHz; Duty Cycle: 1:1
 Medium parameters used: $f = 2535 \text{ MHz}$; $\sigma = 2.095 \text{ S/m}$; $\epsilon_r = 54.199$; $\rho = 1000 \text{ kg/m}^3$;
 Phantom section: Center Section

DASY5 Configuration:

- Probe: EX3DV4 - SN7431; ConvF(7.62, 7.62, 7.62); Calibrated: 2017/9/30;
- Sensor-Surface: 1.4mm (Mechanical Surface Detection)
- Electronics: DAE4 Sn772; Calibrated: 2017/10/9
- Phantom: Triple Flat Phantom 5.1C; Type: QD 000 P51 CA; Serial: 1130
- Measurement SW: DASY52, Version 52.8 (8);

Area Scan (161x51x1): Interpolated grid: $dx=1.200 \text{ mm}$, $dy=1.200 \text{ mm}$

Maximum value of SAR (interpolated) = 0.102 W/kg


Zoom Scan (5x5x7)/Cube 0: Measurement grid: $dx=8\text{mm}$, $dy=8\text{mm}$, $dz=5\text{mm}$

Reference Value = 4.846 V/m; Power Drift = 0.00 dB

Peak SAR (extrapolated) = 0.136 W/kg

SAR(1 g) = 0.057 W/kg; SAR(10 g) = 0.027 W/kg

Maximum value of SAR (measured) = 0.103 W/kg



Test Plot 215#: Antenna 1(Up Antenna)_LTE Band 7_Body Left_Middle_50%RB**DUT: LTE SMARTPHONE; Type: RG850; Serial: 18071000621**

Communication System: Generic FDD-LTE; Frequency: 2535 MHz; Duty Cycle: 1:1
Medium parameters used: $f = 2535$ MHz; $\sigma = 2.095$ S/m; $\epsilon_r = 54.199$; $\rho = 1000$ kg/m³ ;
Phantom section: Center Section

DASY5 Configuration:

- Probe: EX3DV4 - SN7431; ConvF(7.62, 7.62, 7.62); Calibrated: 2017/9/30;
- Sensor-Surface: 1.4mm (Mechanical Surface Detection)
- Electronics: DAE4 Sn772; Calibrated: 2017/10/9
- Phantom: Triple Flat Phantom 5.1C; Type: QD 000 P51 CA; Serial: 1130
- Measurement SW: DASY52, Version 52.8 (8);

Area Scan (161x51x1): Interpolated grid: dx=1.200 mm, dy=1.200 mm

Maximum value of SAR (interpolated) = 0.0731 W/kg


Zoom Scan (5x5x7)/Cube 0: Measurement grid: dx=8mm, dy=8mm, dz=5mm

Reference Value = 4.266 V/m; Power Drift = -0.09 dB

Peak SAR (extrapolated) = 0.0970 W/kg

SAR(1 g) = 0.041 W/kg; SAR(10 g) = 0.020 W/kg

Maximum value of SAR (measured) = 0.0728 W/kg



Test Plot 216#: Antenna 1(Up Antenna)_LTE Band 7_Body Top_Middle_1RB**DUT: LTE SMARTPHONE; Type: RG850; Serial: 18071000621**

Communication System: Generic FDD-LTE; Frequency: 2535 MHz; Duty Cycle: 1:1
Medium parameters used: $f = 2535$ MHz; $\sigma = 2.095$ S/m; $\epsilon_r = 54.199$; $\rho = 1000$ kg/m³ ;
Phantom section: Center Section

DASY5 Configuration:

- Probe: EX3DV4 - SN7431; ConvF(7.62, 7.62, 7.62); Calibrated: 2017/9/30;
- Sensor-Surface: 1.4mm (Mechanical Surface Detection)
- Electronics: DAE4 Sn772; Calibrated: 2017/10/9
- Phantom: Triple Flat Phantom 5.1C; Type: QD 000 P51 CA; Serial: 1130
- Measurement SW: DASY52, Version 52.8 (8);

Area Scan (51x91x1): Interpolated grid: dx=1.200 mm, dy=1.200 mm

Maximum value of SAR (interpolated) = 0.747 W/kg

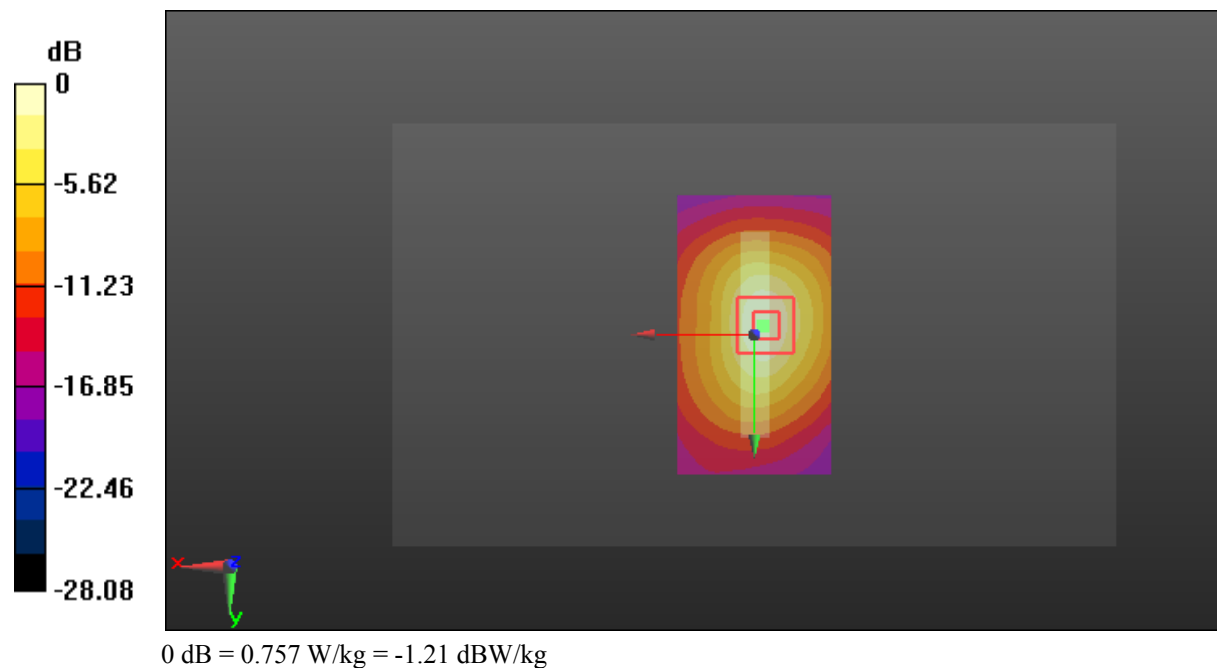
Zoom Scan (5x5x7)/Cube 0: Measurement grid: dx=8mm, dy=8mm, dz=5mm

Reference Value = 19.02 V/m; Power Drift = -0.11 dB

Peak SAR (extrapolated) = 0.995 W/kg

SAR(1 g) = 0.424 W/kg; SAR(10 g) = 0.194 W/kg

Maximum value of SAR (measured) = 0.757 W/kg



Test Plot 217#: Antenna 1(Up Antenna)_LTE Band 7_Body Top_Middle_50%RB**DUT: LTE SMARTPHONE; Type: RG850; Serial: 18071000621**

Communication System: Generic FDD-LTE; Frequency: 2535 MHz; Duty Cycle: 1:1
Medium parameters used: $f = 2535$ MHz; $\sigma = 2.095$ S/m; $\epsilon_r = 54.199$; $\rho = 1000$ kg/m³ ;
Phantom section: Center Section

DASY5 Configuration:

- Probe: EX3DV4 - SN7431; ConvF(7.62, 7.62, 7.62); Calibrated: 2017/9/30;
- Sensor-Surface: 1.4mm (Mechanical Surface Detection)
- Electronics: DAE4 Sn772; Calibrated: 2017/10/9
- Phantom: Triple Flat Phantom 5.1C; Type: QD 000 P51 CA; Serial: 1130
- Measurement SW: DASY52, Version 52.8 (8);

Area Scan (51x91x1): Interpolated grid: dx=1.200 mm, dy=1.200 mm

Maximum value of SAR (interpolated) = 0.562 W/kg


Zoom Scan (5x5x7)/Cube 0: Measurement grid: dx=8mm, dy=8mm, dz=5mm

Reference Value = 16.26 V/m; Power Drift = 0.07 dB

Peak SAR (extrapolated) = 0.754 W/kg

SAR(1 g) = 0.318 W/kg; SAR(10 g) = 0.145 W/kg

Maximum value of SAR (measured) = 0.571 W/kg



Test Plot 218#: Antenna 2(Down Antenna)_LTE Band 7_Head Flat_Low_1RB**DUT: LTE SMARTPHONE; Type: RG850; Serial: 18071000621**

Communication System: Generic FDD-LTE; Frequency: 2510 MHz; Duty Cycle: 1:1
Medium parameters used: $f = 2510$ MHz; $\sigma = 1.823$ S/m; $\epsilon_r = 40.118$; $\rho = 1000$ kg/m³ ;
Phantom section: Flat Section

DASY5 Configuration:

- Probe: EX3DV4 - SN7431; ConvF(7.86, 7.86, 7.86); Calibrated: 2017/9/30;
- Sensor-Surface: 1.4mm (Mechanical Surface Detection)
- Electronics: DAE4 Sn772; Calibrated: 2017/10/9
- Phantom: Twin SAM; Type: Twin SAM V5.0; Serial: 1412
- Measurement SW: DASY52, Version 52.8 (8);

Area Scan (91x151x1): Interpolated grid: dx=1.200 mm, dy=1.200 mm

Maximum value of SAR (interpolated) = 0.215 W/kg

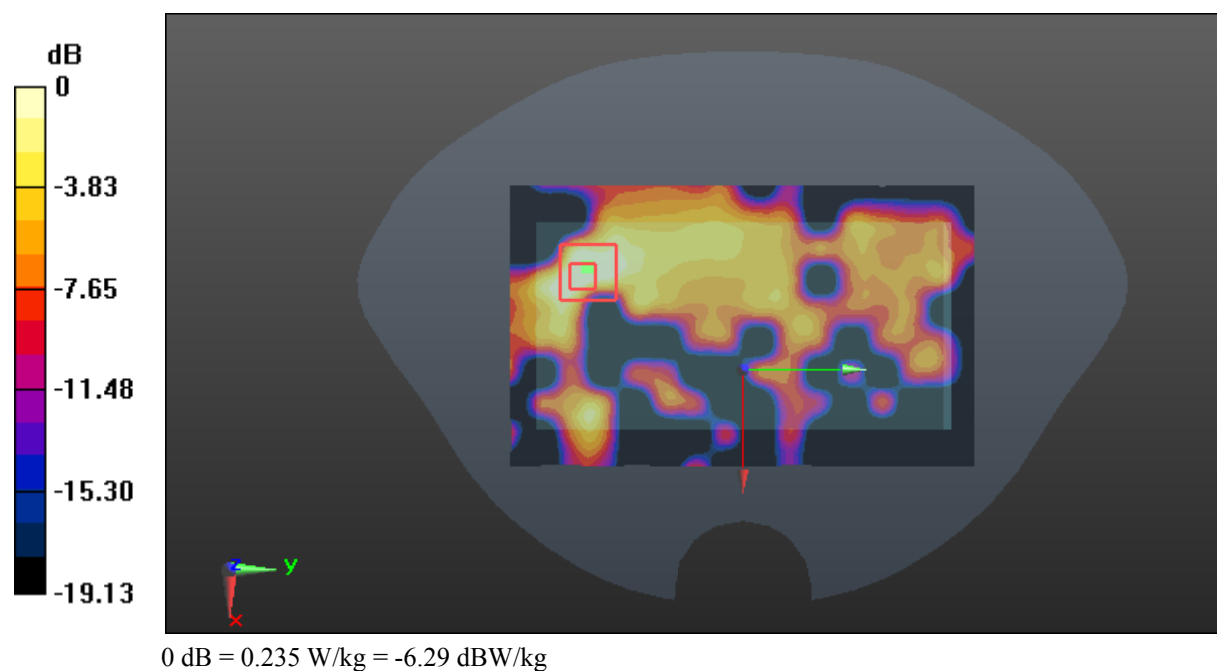
Zoom Scan (5x5x7)/Cube 0: Measurement grid: dx=8mm, dy=8mm, dz=5mm

Reference Value = 4.798 V/m; Power Drift = -0.06 dB

Peak SAR (extrapolated) = 0.269 W/kg

SAR(1 g) = 0.153 W/kg; SAR(10 g) = 0.063 W/kg

Maximum value of SAR (measured) = 0.235 W/kg



Test Plot 219#: Antenna 2(Down Antenna)_LTE Band 7_Head Flat_Middle_1RB**DUT: LTE SMARTPHONE; Type: RG850; Serial: 18071000621**

Communication System: Generic FDD-LTE; Frequency: 2535 MHz; Duty Cycle: 1:1
Medium parameters used: $f = 2535$ MHz; $\sigma = 1.872$ S/m; $\epsilon_r = 40.117$; $\rho = 1000$ kg/m³ ;
Phantom section: Flat Section

DASY5 Configuration:

- Probe: EX3DV4 - SN7431; ConvF(7.86, 7.86, 7.86); Calibrated: 2017/9/30;
- Sensor-Surface: 1.4mm (Mechanical Surface Detection)
- Electronics: DAE4 Sn772; Calibrated: 2017/10/9
- Phantom: Twin SAM; Type: Twin SAM V5.0; Serial: 1412
- Measurement SW: DASY52, Version 52.8 (8);

Area Scan (91x151x1): Interpolated grid: dx=1.200 mm, dy=1.200 mm

Maximum value of SAR (interpolated) = 0.225 W/kg

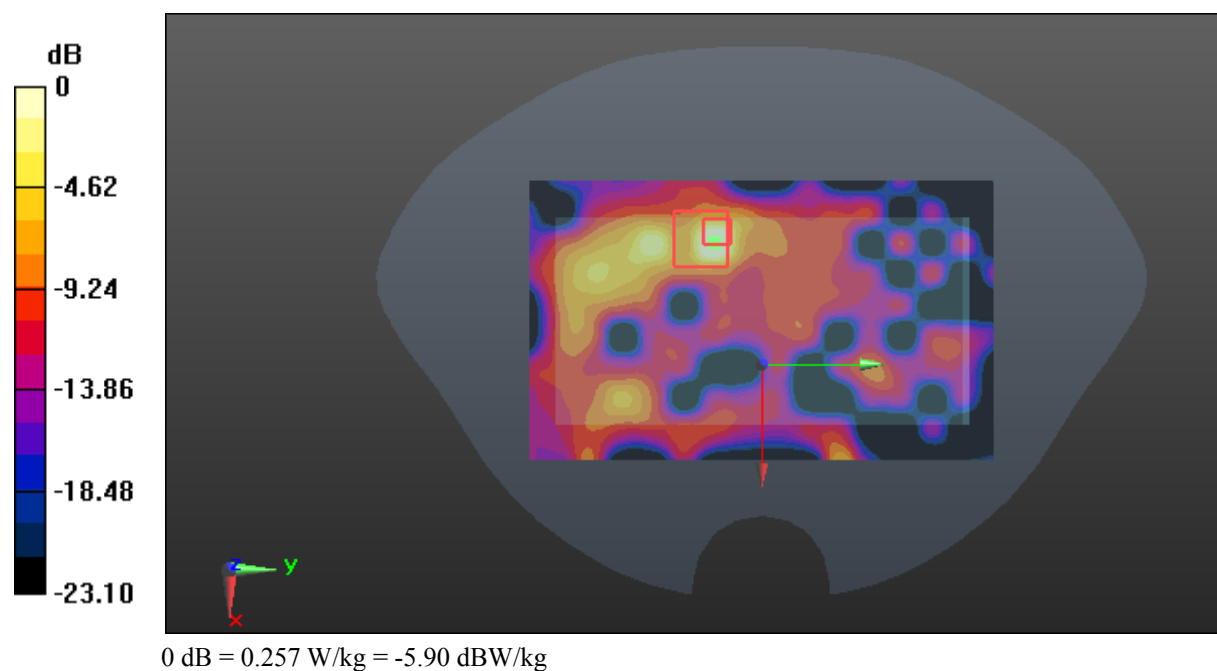
Zoom Scan (5x5x7)/Cube 0: Measurement grid: dx=8mm, dy=8mm, dz=5mm

Reference Value = 5.472 V/m; Power Drift = -0.18 dB

Peak SAR (extrapolated) = 0.657 W/kg

SAR(1 g) = 0.184 W/kg; SAR(10 g) = 0.088 W/kg

Maximum value of SAR (measured) = 0.257 W/kg



Test Plot 220#: Antenna 2(Down Antenna)_LTE Band 7_Head Flat_Middle_50%RB**DUT: LTE SMARTPHONE; Type: RG850; Serial: 18071000621**

Communication System: Generic FDD-LTE; Frequency: 2535 MHz; Duty Cycle: 1:1
Medium parameters used: $f = 2535$ MHz; $\sigma = 1.872$ S/m; $\epsilon_r = 40.117$; $\rho = 1000$ kg/m³ ;
Phantom section: Flat Section

DASY5 Configuration:

- Probe: EX3DV4 - SN7431; ConvF(7.86, 7.86, 7.86); Calibrated: 2017/9/30;
- Sensor-Surface: 1.4mm (Mechanical Surface Detection)
- Electronics: DAE4 Sn772; Calibrated: 2017/10/9
- Phantom: Twin SAM; Type: Twin SAM V5.0; Serial: 1412
- Measurement SW: DASY52, Version 52.8 (8);

Area Scan (91x151x1): Interpolated grid: dx=1.200 mm, dy=1.200 mm

Maximum value of SAR (interpolated) = 0.136 W/kg

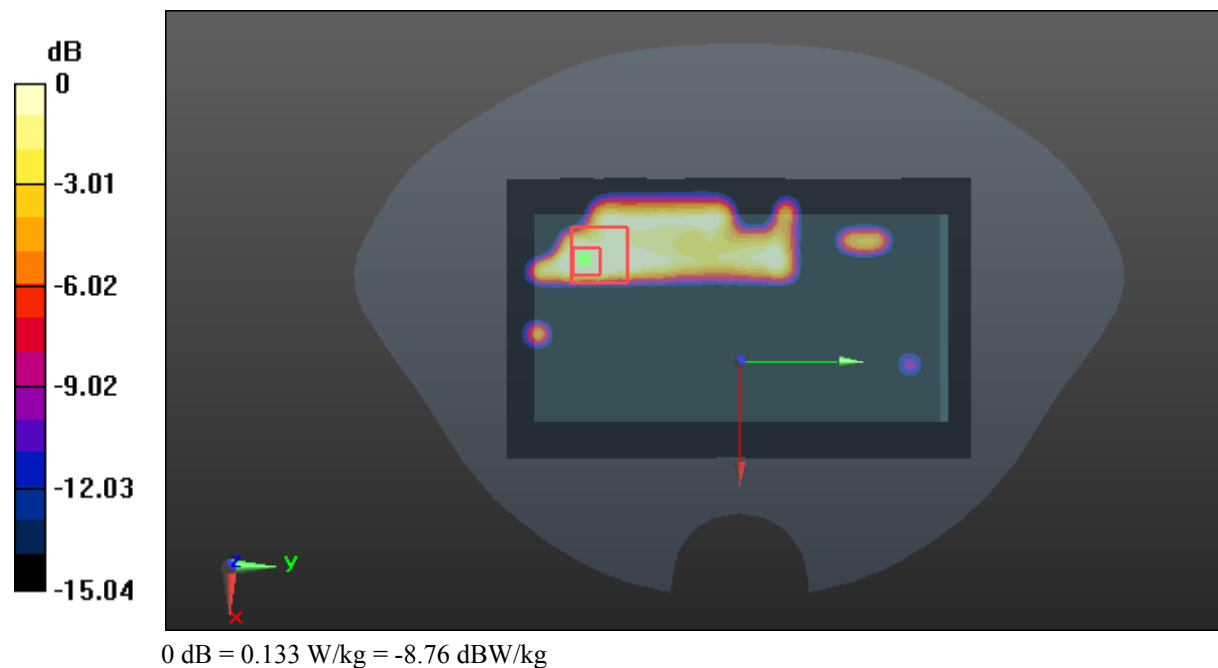
Zoom Scan (5x5x7)/Cube 0: Measurement grid: dx=8mm, dy=8mm, dz=5mm

Reference Value = 3.579 V/m; Power Drift = -0.09 dB

Peak SAR (extrapolated) = 0.253 W/kg

SAR(1 g) = 0.059 W/kg; SAR(10 g) = 0.021 W/kg

Maximum value of SAR (measured) = 0.133 W/kg



Test Plot 221#: Antenna 2(Down Antenna)_LTE Band 7_Head Flat_High_1RB

DUT: LTE SMARTPHONE; Type: RG850; Serial: 18071000621

Communication System: Generic FDD-LTE; Frequency: 2560 MHz; Duty Cycle: 1:1
 Medium parameters used: $f = 2560$ MHz; $\sigma = 1.9$ S/m; $\epsilon_r = 40.058$; $\rho = 1000$ kg/m³ ;
 Phantom section: Flat Section

DASY5 Configuration:

- Probe: EX3DV4 - SN7431; ConvF(7.86, 7.86, 7.86); Calibrated: 2017/9/30;
- Sensor-Surface: 1.4mm (Mechanical Surface Detection)
- Electronics: DAE4 Sn772; Calibrated: 2017/10/9
- Phantom: Twin SAM; Type: Twin SAM V5.0; Serial: 1412
- Measurement SW: DASY52, Version 52.8 (8);

Area Scan (91x151x1): Interpolated grid: dx=1.200 mm, dy=1.200 mm

Maximum value of SAR (interpolated) = 0.410 W/kg

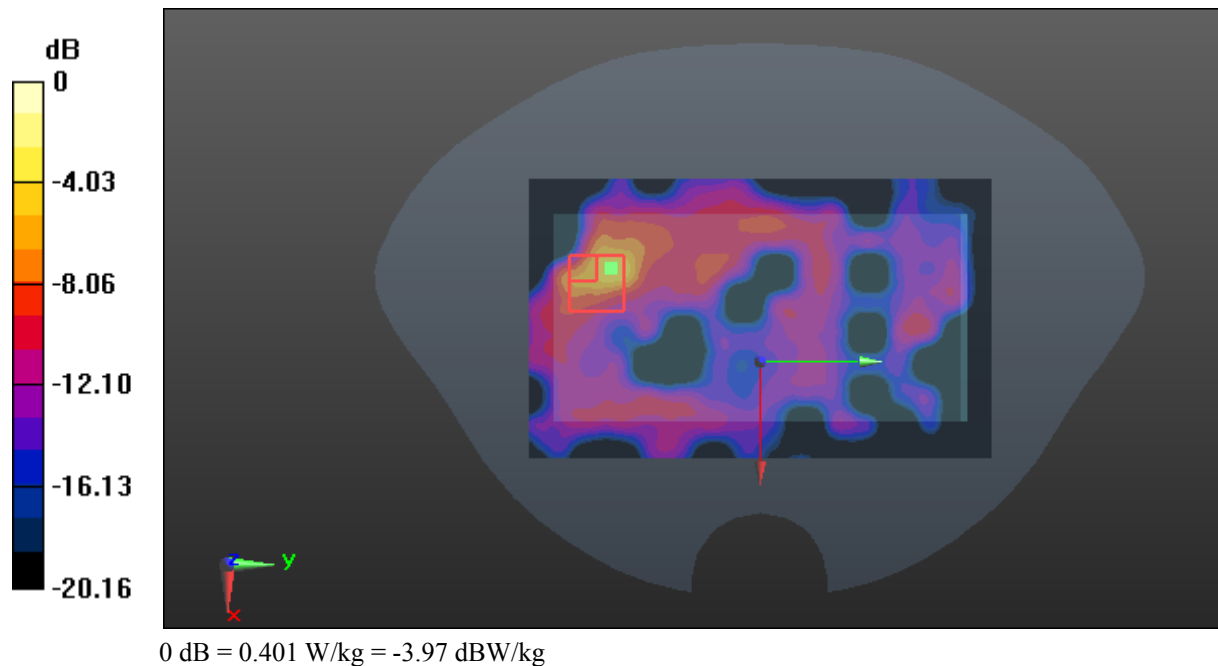
Zoom Scan (5x5x7)/Cube 0: Measurement grid: dx=8mm, dy=8mm, dz=5mm

Reference Value = 4.426 V/m; Power Drift = -0.11 dB

Peak SAR (extrapolated) = 1.01 W/kg

SAR(1 g) = 0.186 W/kg; SAR(10 g) = 0.094 W/kg

Maximum value of SAR (measured) = 0.401 W/kg



Test Plot 222#: Antenna 2(Down Antenna)_LTE Band 7_Body Back_Low_1RB

DUT: LTE SMARTPHONE; Type: RG850; Serial: 18071000621

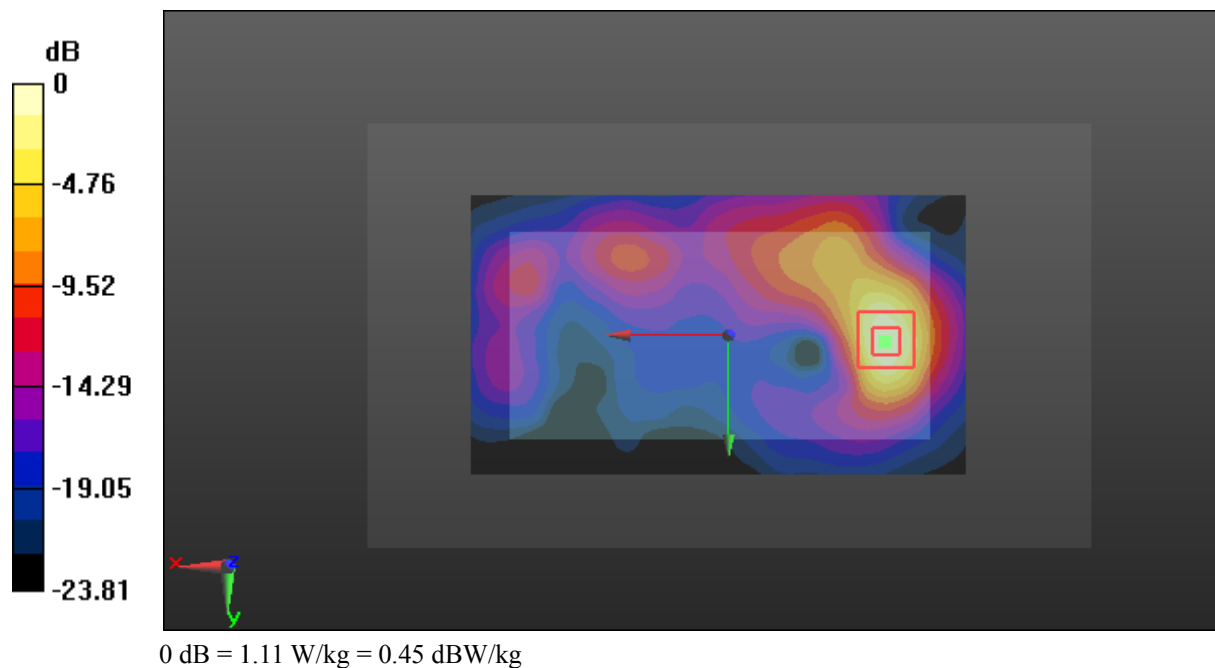
Communication System: Generic FDD-LTE; Frequency: 2510 MHz; Duty Cycle: 1:1
 Medium parameters used: $f = 2510$ MHz; $\sigma = 1.975$ S/m; $\epsilon_r = 54.216$; $\rho = 1000$ kg/m³ ;
 Phantom section: Center Section

DASY5 Configuration:

- Probe: EX3DV4 - SN7431; ConvF(7.62, 7.62, 7.62); Calibrated: 2017/9/30;
- Sensor-Surface: 1.4mm (Mechanical Surface Detection)
- Electronics: DAE4 Sn772; Calibrated: 2017/10/9
- Phantom: Triple Flat Phantom 5.1C; Type: QD 000 P51 CA; Serial: 1130
- Measurement SW: DASY52, Version 52.8 (8);

Area Scan (161x91x1): Interpolated grid: dx=1.200 mm, dy=1.200 mm
 Maximum value of SAR (interpolated) = 1.22 W/kg

Zoom Scan (5x5x7)/Cube 0: Measurement grid: dx=8mm, dy=8mm, dz=5mm
 Reference Value = 3.380 V/m; Power Drift = -0.16 dB
 Peak SAR (extrapolated) = 1.49 W/kg
SAR(1 g) = 0.603 W/kg; SAR(10 g) = 0.246 W/kg
 Maximum value of SAR (measured) = 1.11 W/kg



Test Plot 223#: Antenna 2(Down Antenna)_LTE Band 7_Body Back_Middle_1RB

DUT: LTE SMARTPHONE; Type: RG850; Serial: 18071000621

Communication System: Generic FDD-LTE; Frequency: 2535 MHz; Duty Cycle: 1:1
 Medium parameters used: $f = 2535 \text{ MHz}$; $\sigma = 2.095 \text{ S/m}$; $\epsilon_r = 54.199$; $\rho = 1000 \text{ kg/m}^3$;
 Phantom section: Center Section

DASY5 Configuration:

- Probe: EX3DV4 - SN7431; ConvF(7.62, 7.62, 7.62); Calibrated: 2017/9/30;
- Sensor-Surface: 1.4mm (Mechanical Surface Detection)
- Electronics: DAE4 Sn772; Calibrated: 2017/10/9
- Phantom: Triple Flat Phantom 5.1C; Type: QD 000 P51 CA; Serial: 1130
- Measurement SW: DASY52, Version 52.8 (8);

Area Scan (161x91x1): Interpolated grid: $dx=1.200 \text{ mm}$, $dy=1.200 \text{ mm}$

Maximum value of SAR (interpolated) = 1.33 W/kg

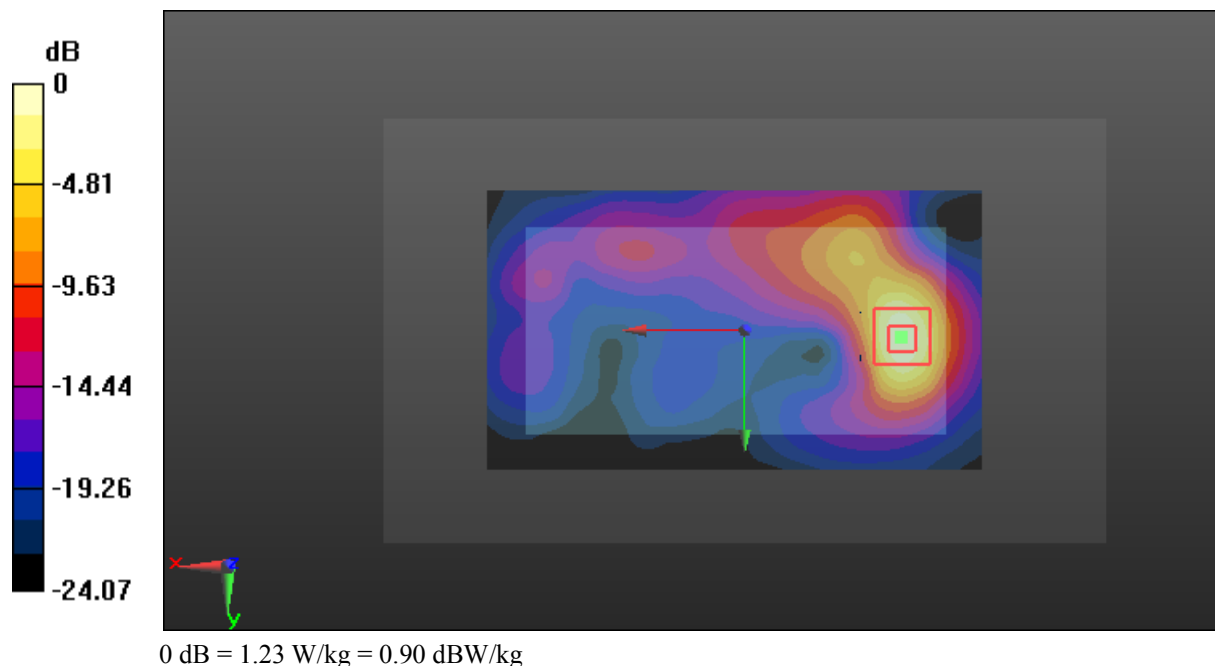
Zoom Scan (5x5x7)/Cube 0: Measurement grid: $dx=8\text{mm}$, $dy=8\text{mm}$, $dz=5\text{mm}$

Reference Value = 3.028 V/m; Power Drift = -0.01 dB

Peak SAR (extrapolated) = 1.63 W/kg

SAR(1 g) = 0.668 W/kg; SAR(10 g) = 0.272 W/kg

Maximum value of SAR (measured) = 1.23 W/kg



Test Plot 224#: Antenna 2(Down Antenna)_LTE Band 7_Body Back_Middle_50%RB**DUT: LTE SMARTPHONE; Type: RG850; Serial: 18071000621**

Communication System: Generic FDD-LTE; Frequency: 2535 MHz; Duty Cycle: 1:1
Medium parameters used: $f = 2535$ MHz; $\sigma = 2.095$ S/m; $\epsilon_r = 54.199$; $\rho = 1000$ kg/m³ ;
Phantom section: Center Section

DASY5 Configuration:

- Probe: EX3DV4 - SN7431; ConvF(7.62, 7.62, 7.62); Calibrated: 2017/9/30;
- Sensor-Surface: 1.4mm (Mechanical Surface Detection)
- Electronics: DAE4 Sn772; Calibrated: 2017/10/9
- Phantom: Triple Flat Phantom 5.1C; Type: QD 000 P51 CA; Serial: 1130
- Measurement SW: DASY52, Version 52.8 (8);

Area Scan (161x91x1): Interpolated grid: dx=1.200 mm, dy=1.200 mm

Maximum value of SAR (interpolated) = 1.09 W/kg

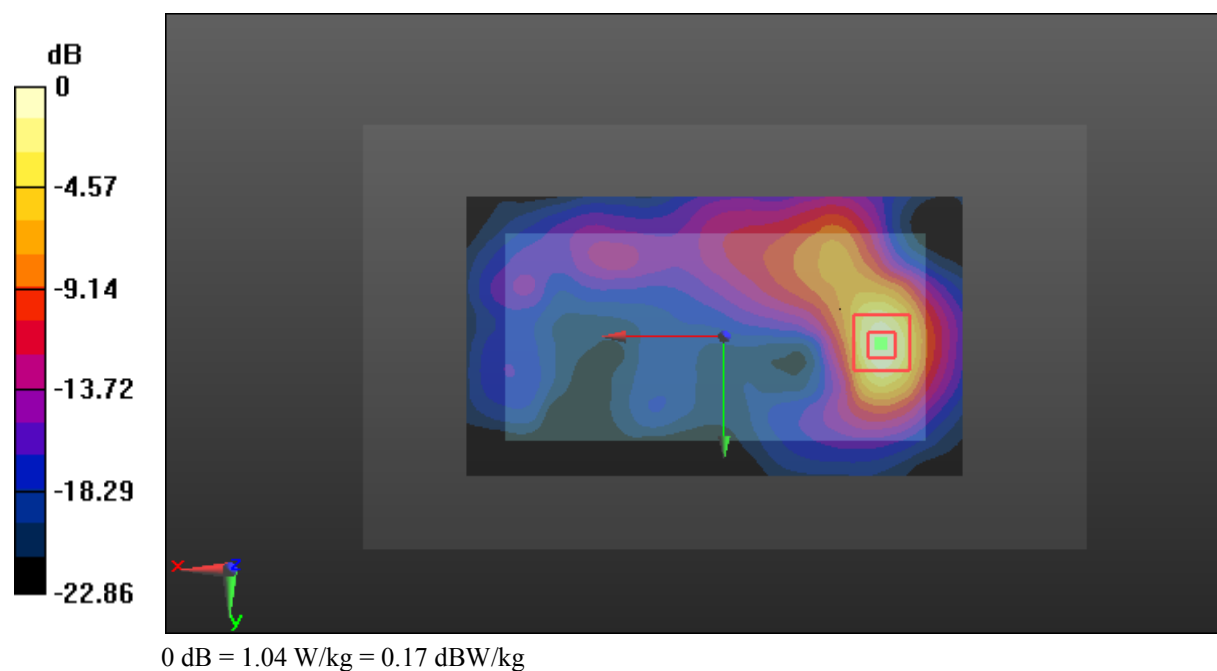
Zoom Scan (5x5x7)/Cube 0: Measurement grid: dx=8mm, dy=8mm, dz=5mm

Reference Value = 2.684 V/m; Power Drift = -0.16 dB

Peak SAR (extrapolated) = 1.39 W/kg

SAR(1 g) = 0.552 W/kg; SAR(10 g) = 0.221 W/kg

Maximum value of SAR (measured) = 1.04 W/kg



Test Plot 225#: Antenna 2(Down Antenna)_LTE Band 7_Body Back_High_1RB**DUT: LTE SMARTPHONE; Type: RG850; Serial: 18071000621**

Communication System: Generic FDD-LTE; Frequency: 2560 MHz; Duty Cycle: 1:1
Medium parameters used: $f = 2560$ MHz; $\sigma = 2.11$ S/m; $\epsilon_r = 54.106$; $\rho = 1000$ kg/m³ ;
Phantom section: Center Section

DASY5 Configuration:

- Probe: EX3DV4 - SN7431; ConvF(7.31, 7.31, 7.31); Calibrated: 2017/9/30;
- Sensor-Surface: 1.4mm (Mechanical Surface Detection)
- Electronics: DAE4 Sn772; Calibrated: 2017/10/9
- Phantom: Triple Flat Phantom 5.1C; Type: QD 000 P51 CA; Serial: 1130
- Measurement SW: DASY52, Version 52.8 (8);

Area Scan (161x91x1): Interpolated grid: dx=1.200 mm, dy=1.200 mm

Maximum value of SAR (interpolated) = 1.39 W/kg

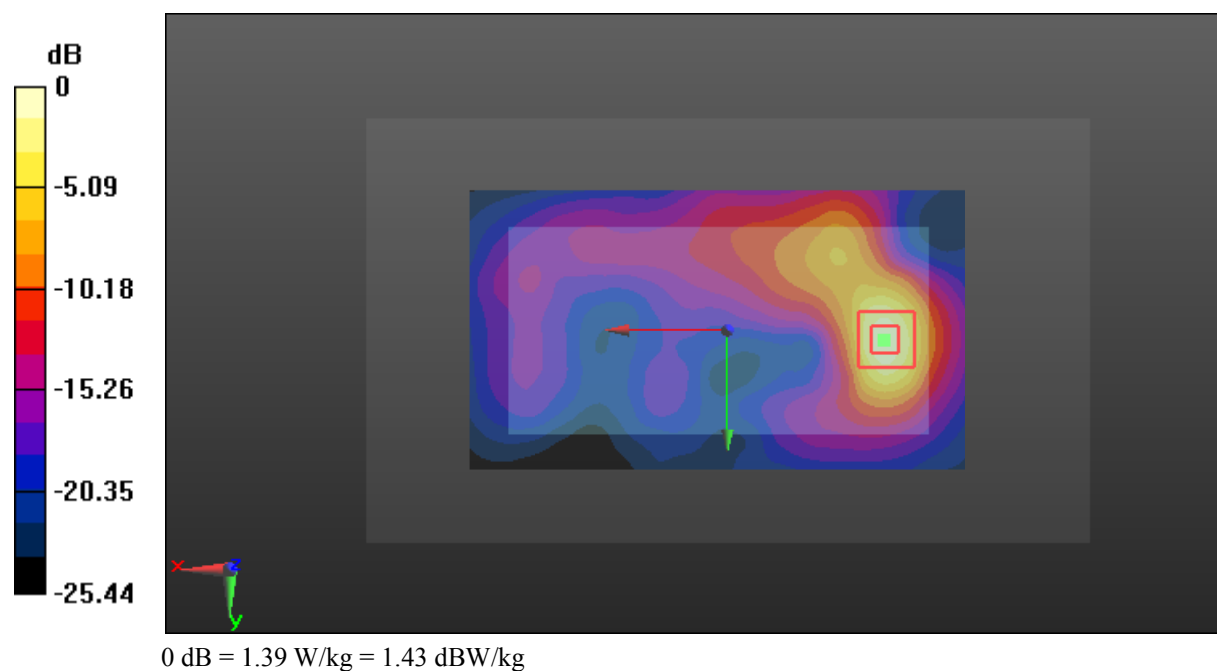
Zoom Scan (5x5x7)/Cube 0: Measurement grid: dx=8mm, dy=8mm, dz=5mm

Reference Value = 2.973 V/m; Power Drift = -0.08 dB

Peak SAR (extrapolated) = 1.86 W/kg

SAR(1 g) = 0.748 W/kg; SAR(10 g) = 0.300 W/kg

Maximum value of SAR (measured) = 1.39 W/kg



Test Plot 226#: Antenna 2(Down Antenna)_LTE Band 7_Body Left_Middle_1RB**DUT: LTE SMARTPHONE; Type: RG850; Serial: 18071000621**

Communication System: Generic FDD-LTE; Frequency: 2535 MHz; Duty Cycle: 1:1
Medium parameters used: $f = 2535$ MHz; $\sigma = 2.095$ S/m; $\epsilon_r = 54.199$; $\rho = 1000$ kg/m³ ;
Phantom section: Center Section

DASY5 Configuration:

- Probe: EX3DV4 - SN7431; ConvF(7.62, 7.62, 7.62); Calibrated: 2017/9/30;
- Sensor-Surface: 1.4mm (Mechanical Surface Detection)
- Electronics: DAE4 Sn772; Calibrated: 2017/10/9
- Phantom: Triple Flat Phantom 5.1C; Type: QD 000 P51 CA; Serial: 1130
- Measurement SW: DASY52, Version 52.8 (8);

Area Scan (161x51x1): Interpolated grid: dx=1.200 mm, dy=1.200 mm

Maximum value of SAR (interpolated) = 0.179 W/kg

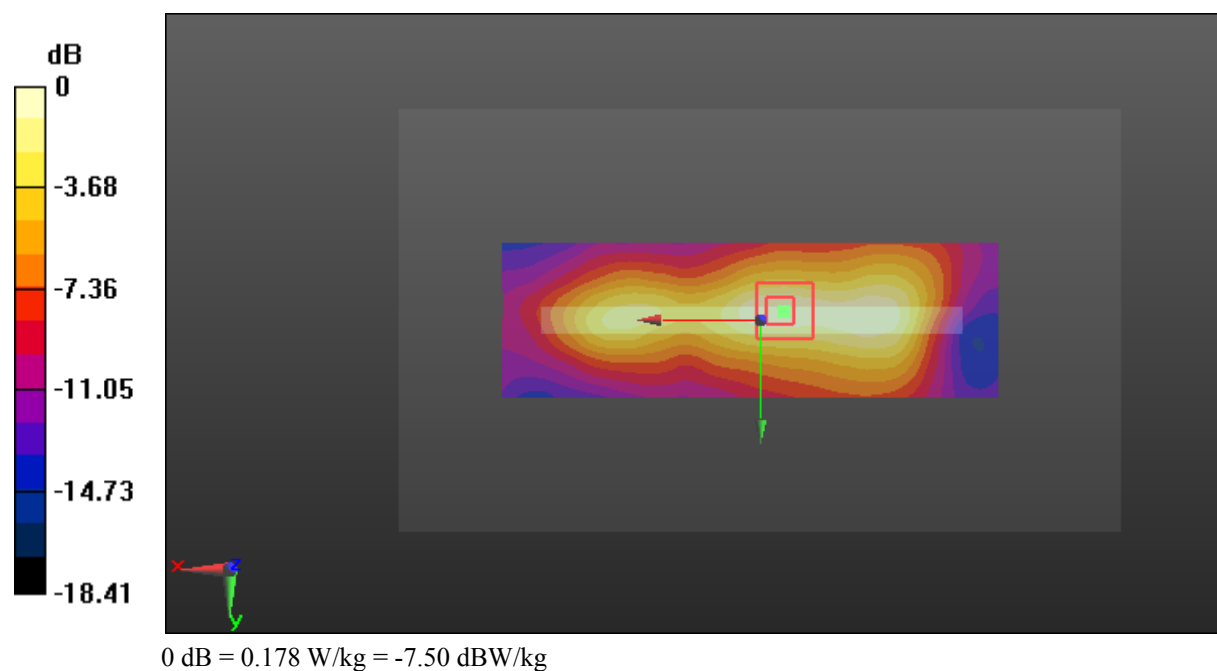
Zoom Scan (5x5x7)/Cube 0: Measurement grid: dx=8mm, dy=8mm, dz=5mm

Reference Value = 8.993 V/m; Power Drift = -0.01 dB

Peak SAR (extrapolated) = 0.233 W/kg

SAR(1 g) = 0.100 W/kg; SAR(10 g) = 0.049 W/kg

Maximum value of SAR (measured) = 0.178 W/kg



Test Plot 227#: Antenna 2(Down Antenna)_LTE Band 7_Body Left_Middle_50%RB**DUT: LTE SMARTPHONE; Type: RG850; Serial: 18071000621**

Communication System: Generic FDD-LTE; Frequency: 2535 MHz; Duty Cycle: 1:1
Medium parameters used: $f = 2535$ MHz; $\sigma = 2.095$ S/m; $\epsilon_r = 54.199$; $\rho = 1000$ kg/m³ ;
Phantom section: Center Section

DASY5 Configuration:

- Probe: EX3DV4 - SN7431; ConvF(7.62, 7.62, 7.62); Calibrated: 2017/9/30;
- Sensor-Surface: 1.4mm (Mechanical Surface Detection)
- Electronics: DAE4 Sn772; Calibrated: 2017/10/9
- Phantom: Triple Flat Phantom 5.1C; Type: QD 000 P51 CA; Serial: 1130
- Measurement SW: DASY52, Version 52.8 (8);

Area Scan (161x51x1): Interpolated grid: dx=1.200 mm, dy=1.200 mm

Maximum value of SAR (interpolated) = 0.148 W/kg


Zoom Scan (5x5x7)/Cube 0: Measurement grid: dx=8mm, dy=8mm, dz=5mm

Reference Value = 8.441 V/m; Power Drift = -0.13 dB

Peak SAR (extrapolated) = 0.198 W/kg

SAR(1 g) = 0.085 W/kg; SAR(10 g) = 0.042 W/kg

Maximum value of SAR (measured) = 0.149 W/kg



Test Plot 228#: Antenna 2(Down Antenna)_LTE Band 7_Body Right_Middle_1RB**DUT: LTE SMARTPHONE; Type: RG850; Serial: 18071000621**

Communication System: Generic FDD-LTE; Frequency: 2535 MHz; Duty Cycle: 1:1
Medium parameters used: $f = 2535$ MHz; $\sigma = 2.095$ S/m; $\epsilon_r = 54.199$; $\rho = 1000$ kg/m³ ;
Phantom section: Center Section

DASY5 Configuration:

- Probe: EX3DV4 - SN7431; ConvF(7.62, 7.62, 7.62); Calibrated: 2017/9/30;
- Sensor-Surface: 1.4mm (Mechanical Surface Detection)
- Electronics: DAE4 Sn772; Calibrated: 2017/10/9
- Phantom: Triple Flat Phantom 5.1C; Type: QD 000 P51 CA; Serial: 1130
- Measurement SW: DASY52, Version 52.8 (8);

Area Scan (161x51x1): Interpolated grid: dx=1.200 mm, dy=1.200 mm

Maximum value of SAR (interpolated) = 0.0471 W/kg


Zoom Scan (5x5x7)/Cube 0: Measurement grid: dx=8mm, dy=8mm, dz=5mm

Reference Value = 4.636 V/m; Power Drift = 0.15 dB

Peak SAR (extrapolated) = 0.0650 W/kg

SAR(1 g) = 0.028 W/kg; SAR(10 g) = 0.014 W/kg

Maximum value of SAR (measured) = 0.0491 W/kg



Test Plot 229#: Antenna 2(Down Antenna)_LTE Band 7_Body Right_Middle_50%RB**DUT: LTE SMARTPHONE; Type: RG850; Serial: 18071000621**

Communication System: Generic FDD-LTE; Frequency: 2535 MHz; Duty Cycle: 1:1
Medium parameters used: $f = 2535$ MHz; $\sigma = 2.095$ S/m; $\epsilon_r = 54.199$; $\rho = 1000$ kg/m³ ;
Phantom section: Center Section

DASY5 Configuration:

- Probe: EX3DV4 - SN7431; ConvF(7.62, 7.62, 7.62); Calibrated: 2017/9/30;
- Sensor-Surface: 1.4mm (Mechanical Surface Detection)
- Electronics: DAE4 Sn772; Calibrated: 2017/10/9
- Phantom: Triple Flat Phantom 5.1C; Type: QD 000 P51 CA; Serial: 1130
- Measurement SW: DASY52, Version 52.8 (8);

Area Scan (161x51x1): Interpolated grid: dx=1.200 mm, dy=1.200 mm

Maximum value of SAR (interpolated) = 0.0384 W/kg


Zoom Scan (5x5x7)/Cube 0: Measurement grid: dx=8mm, dy=8mm, dz=5mm

Reference Value = 4.172 V/m; Power Drift = -0.01 dB

Peak SAR (extrapolated) = 0.0500 W/kg

SAR(1 g) = 0.022 W/kg; SAR(10 g) = 0.011 W/kg

Maximum value of SAR (measured) = 0.0381 W/kg



Test Plot 230#: Antenna 2(Down Antenna)_LTE Band 7_Body Bottom_Middle_1RB**DUT: LTE SMARTPHONE; Type: RG850; Serial: 18071000621**

Communication System: Generic FDD-LTE; Frequency: 2535 MHz; Duty Cycle: 1:1
Medium parameters used: $f = 2535$ MHz; $\sigma = 2.095$ S/m; $\epsilon_r = 54.199$; $\rho = 1000$ kg/m³ ;
Phantom section: Center Section

DASY5 Configuration:

- Probe: EX3DV4 - SN7431; ConvF(7.62, 7.62, 7.62); Calibrated: 2017/9/30;
- Sensor-Surface: 1.4mm (Mechanical Surface Detection)
- Electronics: DAE4 Sn772; Calibrated: 2017/10/9
- Phantom: Triple Flat Phantom 5.1C; Type: QD 000 P51 CA; Serial: 1130
- Measurement SW: DASY52, Version 52.8 (8);

Area Scan (51x91x1): Interpolated grid: dx=1.200 mm, dy=1.200 mm

Maximum value of SAR (interpolated) = 0.508 W/kg

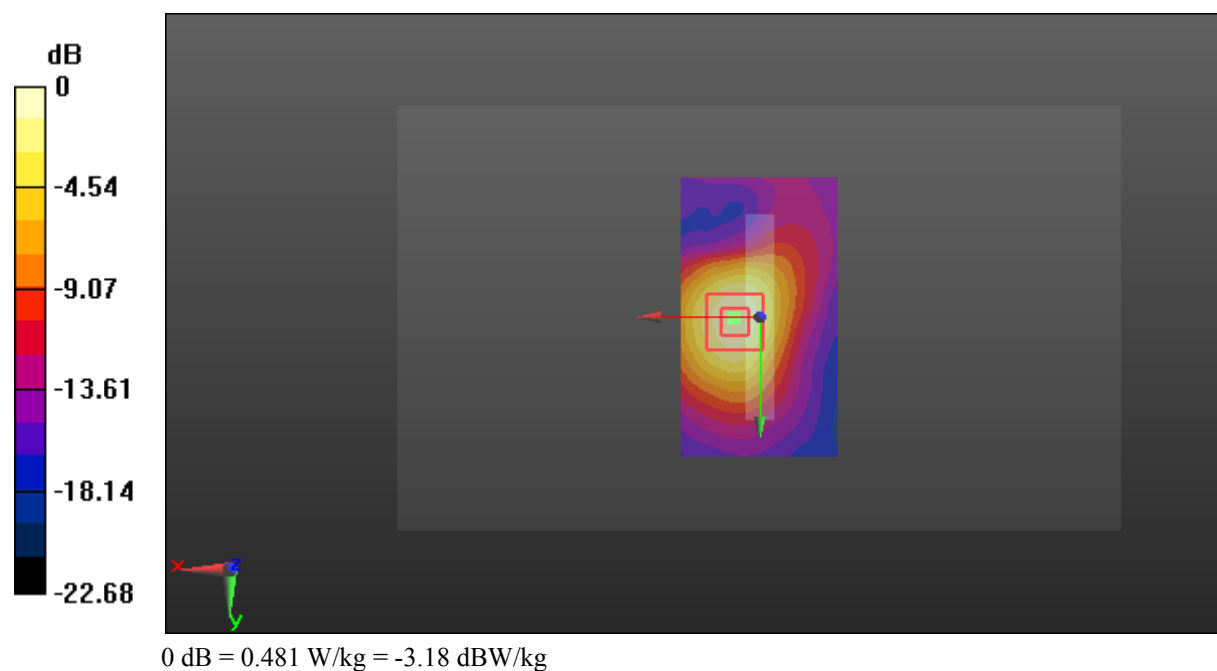
Zoom Scan (5x5x7)/Cube 0: Measurement grid: dx=8mm, dy=8mm, dz=5mm

Reference Value = 12.24 V/m; Power Drift = 0.20 dB

Peak SAR (extrapolated) = 0.647 W/kg

SAR(1 g) = 0.282 W/kg; SAR(10 g) = 0.128 W/kg

Maximum value of SAR (measured) = 0.481 W/kg



Test Plot 231#: Antenna 2(Down Antenna)_LTE Band 7_Body Bottom_Middle_50%RB

DUT: LTE SMARTPHONE; Type: RG850; Serial: 18071000621

Communication System: Generic FDD-LTE; Frequency: 2535 MHz; Duty Cycle: 1:1
 Medium parameters used: $f = 2535$ MHz; $\sigma = 2.095$ S/m; $\epsilon_r = 54.199$; $\rho = 1000$ kg/m³ ;
 Phantom section: Center Section

DASY5 Configuration:

- Probe: EX3DV4 - SN7431; ConvF(7.62, 7.62, 7.62); Calibrated: 2017/9/30;
- Sensor-Surface: 1.4mm (Mechanical Surface Detection)
- Electronics: DAE4 Sn772; Calibrated: 2017/10/9
- Phantom: Triple Flat Phantom 5.1C; Type: QD 000 P51 CA; Serial: 1130
- Measurement SW: DASY52, Version 52.8 (8);

Area Scan (51x91x1): Interpolated grid: dx=1.200 mm, dy=1.200 mm

Maximum value of SAR (interpolated) = 0.423 W/kg

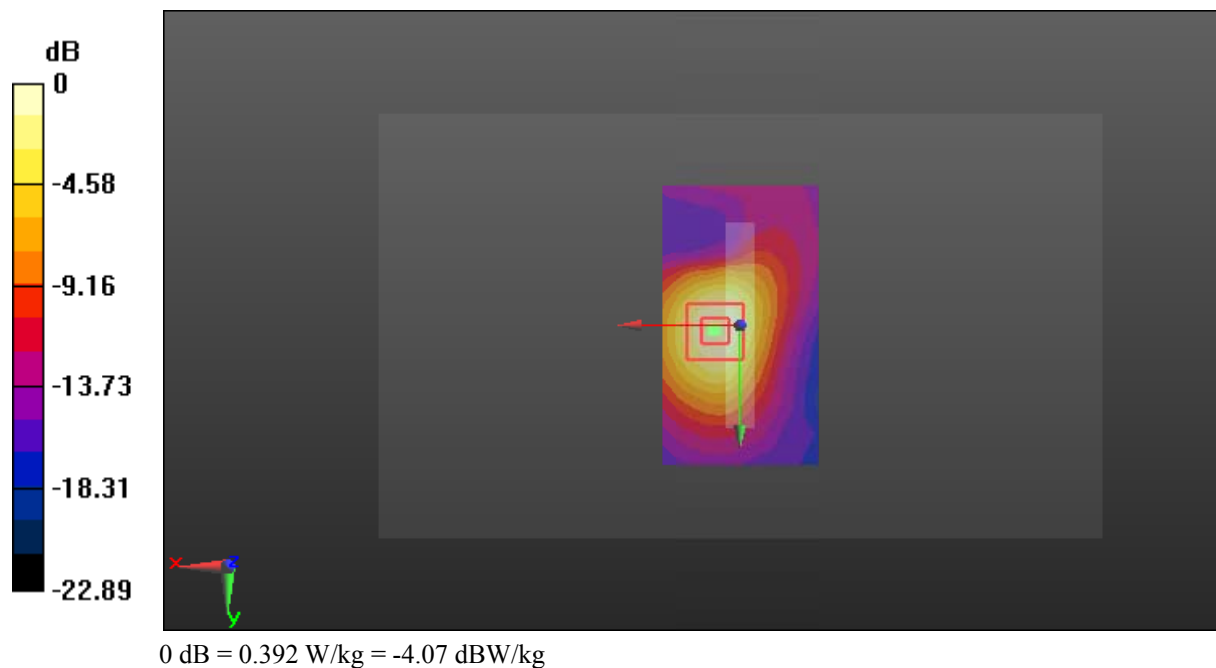
Zoom Scan (5x5x7)/Cube 0: Measurement grid: dx=8mm, dy=8mm, dz=5mm

Reference Value = 11.37 V/m; Power Drift = -0.06 dB

Peak SAR (extrapolated) = 0.520 W/kg

SAR(1 g) = 0.227 W/kg; SAR(10 g) = 0.103 W/kg

Maximum value of SAR (measured) = 0.392 W/kg



Test Plot 232#: Antenna 1(Up Antenna)_LTE Band 38_Head Left Cheek_Low_1RB**DUT: LTE SMARTPHONE; Type: RG850; Serial: 18071000621**

Communication System: Generic TDD-LTE; Frequency: 2580 MHz; Duty Cycle: 1:2
Medium parameters used: $f = 2580$ MHz; $\sigma = 1.914$ S/m; $\epsilon_r = 39.622$; $\rho = 1000$ kg/m³ ;
Phantom section: Left Section

DASY5 Configuration:

- Probe: EX3DV4 - SN7431; ConvF(7.38, 7.38, 7.38); Calibrated: 2017/9/30;
- Sensor-Surface: 1.4mm (Mechanical Surface Detection)
- Electronics: DAE4 Sn772; Calibrated: 2017/10/9
- Phantom: Twin SAM; Type: Twin SAM V5.0; Serial: 1412
- Measurement SW: DASY52, Version 52.8 (8);

Area Scan (151x91x1): Interpolated grid: dx=1.200 mm, dy=1.200 mm

Maximum value of SAR (interpolated) = 0.266 W/kg


Zoom Scan (5x5x7)/Cube 0: Measurement grid: dx=8mm, dy=8mm, dz=5mm

Reference Value = 10.73 V/m; Power Drift = -0.11 dB

Peak SAR (extrapolated) = 0.427 W/kg

SAR(1 g) = 0.158 W/kg; SAR(10 g) = 0.064 W/kg

Maximum value of SAR (measured) = 0.248 W/kg



0 dB = 0.248 W/kg = -6.06 dBW/kg

Test Plot 233#: Antenna 1(Up Antenna)_LTE Band 38_Head Left Cheek_Middle_1RB**DUT: LTE SMARTPHONE; Type: RG850; Serial: 18071000621**

Communication System: Generic TDD-LTE; Frequency: 2595 MHz; Duty Cycle: 1:2
Medium parameters used: $f = 2595$ MHz; $\sigma = 1.926$ S/m; $\epsilon_r = 38.936$; $\rho = 1000$ kg/m³ ;
Phantom section: Left Section

DASY5 Configuration:

- Probe: EX3DV4 - SN7431; ConvF(7.38, 7.38, 7.38); Calibrated: 2017/9/30;
- Sensor-Surface: 1.4mm (Mechanical Surface Detection)
- Electronics: DAE4 Sn772; Calibrated: 2017/10/9
- Phantom: Twin SAM; Type: Twin SAM V5.0; Serial: 1412
- Measurement SW: DASY52, Version 52.8 (8);

Area Scan (151x91x1): Interpolated grid: dx=1.200 mm, dy=1.200 mm

Maximum value of SAR (interpolated) = 0.296 W/kg


Zoom Scan (5x5x7)/Cube 0: Measurement grid: dx=8mm, dy=8mm, dz=5mm

Reference Value = 10.21 V/m; Power Drift = 0.12 dB

Peak SAR (extrapolated) = 0.481 W/kg

SAR(1 g) = 0.186 W/kg; SAR(10 g) = 0.088 W/kg

Maximum value of SAR (measured) = 0.230 W/kg



0 dB = 0.230 W/kg = -6.38 dBW/kg

Test Plot 234#: Antenna 1(Up Antenna)_LTE Band 38_Head Left Cheek_High_1RB**DUT: LTE SMARTPHONE; Type: RG850; Serial: 18071000621**

Communication System: Generic TDD-LTE; Frequency: 2610 MHz; Duty Cycle: 1:2
Medium parameters used: $f = 2610$ MHz; $\sigma = 1.972$ S/m; $\epsilon_r = 38.867$; $\rho = 1000$ kg/m³ ;
Phantom section: Left Section

DASY5 Configuration:

- Probe: EX3DV4 - SN7431; ConvF(7.38, 7.38, 7.38); Calibrated: 2017/9/30;
- Sensor-Surface: 1.4mm (Mechanical Surface Detection)
- Electronics: DAE4 Sn772; Calibrated: 2017/10/9
- Phantom: Twin SAM; Type: Twin SAM V5.0; Serial: 1412
- Measurement SW: DASY52, Version 52.8 (8);

Area Scan (151x91x1): Interpolated grid: dx=1.200 mm, dy=1.200 mm

Maximum value of SAR (interpolated) = 0.832 W/kg


Zoom Scan (5x5x7)/Cube 0: Measurement grid: dx=8mm, dy=8mm, dz=5mm

Reference Value = 10.40 V/m; Power Drift = 0.01 dB

Peak SAR (extrapolated) = 0.407 W/kg

SAR(1 g) = 0.145 W/kg; SAR(10 g) = 0.054 W/kg

Maximum value of SAR (measured) = 0.277 W/kg



0 dB = 0.277 W/kg = -5.58 dBW/kg

Test Plot 235#: Antenna 1(Up Antenna)_LTE Band 38_Head Left Cheek_Middle_50%RB**DUT: LTE SMARTPHONE; Type: RG850; Serial: 18071000621**

Communication System: Generic TDD-LTE; Frequency: 2595 MHz; Duty Cycle: 1:2
Medium parameters used: $f = 2595$ MHz; $\sigma = 1.926$ S/m; $\epsilon_r = 38.936$; $\rho = 1000$ kg/m³ ;
Phantom section: Left Section

DASY5 Configuration:

- Probe: EX3DV4 - SN7431; ConvF(7.38, 7.38, 7.38); Calibrated: 2017/9/30;
- Sensor-Surface: 1.4mm (Mechanical Surface Detection)
- Electronics: DAE4 Sn772; Calibrated: 2017/10/9
- Phantom: Twin SAM; Type: Twin SAM V5.0; Serial: 1412
- Measurement SW: DASY52, Version 52.8 (8);

Area Scan (151x91x1): Interpolated grid: dx=1.200 mm, dy=1.200 mm

Maximum value of SAR (interpolated) = 0.282 W/kg


Zoom Scan (5x5x7)/Cube 0: Measurement grid: dx=8mm, dy=8mm, dz=5mm

Reference Value = 9.065 V/m; Power Drift = 0.04 dB

Peak SAR (extrapolated) = 1.03 W/kg

SAR(1 g) = 0.118 W/kg; SAR(10 g) = 0.051 W/kg

Maximum value of SAR (measured) = 0.612 W/kg



0 dB = 0.612 W/kg = -2.13 dBW/kg

Test Plot 236#: Antenna 1(Up Antenna)_LTE Band 38_Head Left Tilt_Middle_1RB**DUT: LTE SMARTPHONE; Type: RG850; Serial: 18071000621**

Communication System: Generic TDD-LTE; Frequency: 2595 MHz; Duty Cycle: 1:2
Medium parameters used: $f = 2595$ MHz; $\sigma = 1.926$ S/m; $\epsilon_r = 38.936$; $\rho = 1000$ kg/m³ ;
Phantom section: Left Section

DASY5 Configuration:

- Probe: EX3DV4 - SN7431; ConvF(7.38, 7.38, 7.38); Calibrated: 2017/9/30;
- Sensor-Surface: 1.4mm (Mechanical Surface Detection)
- Electronics: DAE4 Sn772; Calibrated: 2017/10/9
- Phantom: Twin SAM; Type: Twin SAM V5.0; Serial: 1412
- Measurement SW: DASY52, Version 52.8 (8);

Area Scan (151x91x1): Interpolated grid: dx=1.200 mm, dy=1.200 mm

Maximum value of SAR (interpolated) = 0.250 W/kg


Zoom Scan (5x5x7)/Cube 0: Measurement grid: dx=8mm, dy=8mm, dz=5mm

Reference Value = 9.999 V/m; Power Drift = -0.15 dB

Peak SAR (extrapolated) = 0.706 W/kg

SAR(1 g) = 0.173 W/kg; SAR(10 g) = 0.062 W/kg

Maximum value of SAR (measured) = 0.247 W/kg



0 dB = 0.247 W/kg = -6.07 dBW/kg

Test Plot 237#: Antenna 1(Up Antenna)_LTE Band 38_Head Left Tilt_Middle_50%RB**DUT: LTE SMARTPHONE; Type: RG850; Serial: 18071000621**

Communication System: Generic TDD-LTE; Frequency: 2595 MHz; Duty Cycle: 1:2
Medium parameters used: $f = 2595$ MHz; $\sigma = 1.926$ S/m; $\epsilon_r = 38.936$; $\rho = 1000$ kg/m³ ;
Phantom section: Left Section

DASY5 Configuration:

- Probe: EX3DV4 - SN7431; ConvF(7.38, 7.38, 7.38); Calibrated: 2017/9/30;
- Sensor-Surface: 1.4mm (Mechanical Surface Detection)
- Electronics: DAE4 Sn772; Calibrated: 2017/10/9
- Phantom: Twin SAM; Type: Twin SAM V5.0; Serial: 1412
- Measurement SW: DASY52, Version 52.8 (8);

Area Scan (151x91x1): Interpolated grid: dx=1.200 mm, dy=1.200 mm

Maximum value of SAR (interpolated) = 0.0376 W/kg


Zoom Scan (5x5x7)/Cube 0: Measurement grid: dx=8mm, dy=8mm, dz=5mm

Reference Value = 7.912 V/m; Power Drift = 0.12 dB

Peak SAR (extrapolated) = 0.0410 W/kg

SAR(1 g) = 0.011 W/kg; SAR(10 g) = 0.0027 W/kg

Maximum value of SAR (measured) = 0.0323 W/kg



0 dB = 0.0323 W/kg = -14.91 dBW/kg

Test Plot 238#: Antenna 1(Up Antenna)_LTE Band 38_Head Right Cheek_Middle_1RB**DUT: LTE SMARTPHONE; Type: RG850; Serial: 18071000621**

Communication System: Generic TDD-LTE; Frequency: 2595 MHz; Duty Cycle: 1:2
Medium parameters used: $f = 2595$ MHz; $\sigma = 1.926$ S/m; $\epsilon_r = 38.936$; $\rho = 1000$ kg/m³ ;
Phantom section: Right Section

DASY5 Configuration:

- Probe: EX3DV4 - SN7431; ConvF(7.38, 7.38, 7.38); Calibrated: 2017/9/30;
- Sensor-Surface: 1.4mm (Mechanical Surface Detection)
- Electronics: DAE4 Sn772; Calibrated: 2017/10/9
- Phantom: Twin SAM; Type: Twin SAM V5.0; Serial: 1412
- Measurement SW: DASY52, Version 52.8 (8);

Area Scan (151x91x1): Interpolated grid: dx=1.200 mm, dy=1.200 mm

Maximum value of SAR (interpolated) = 0.286 W/kg

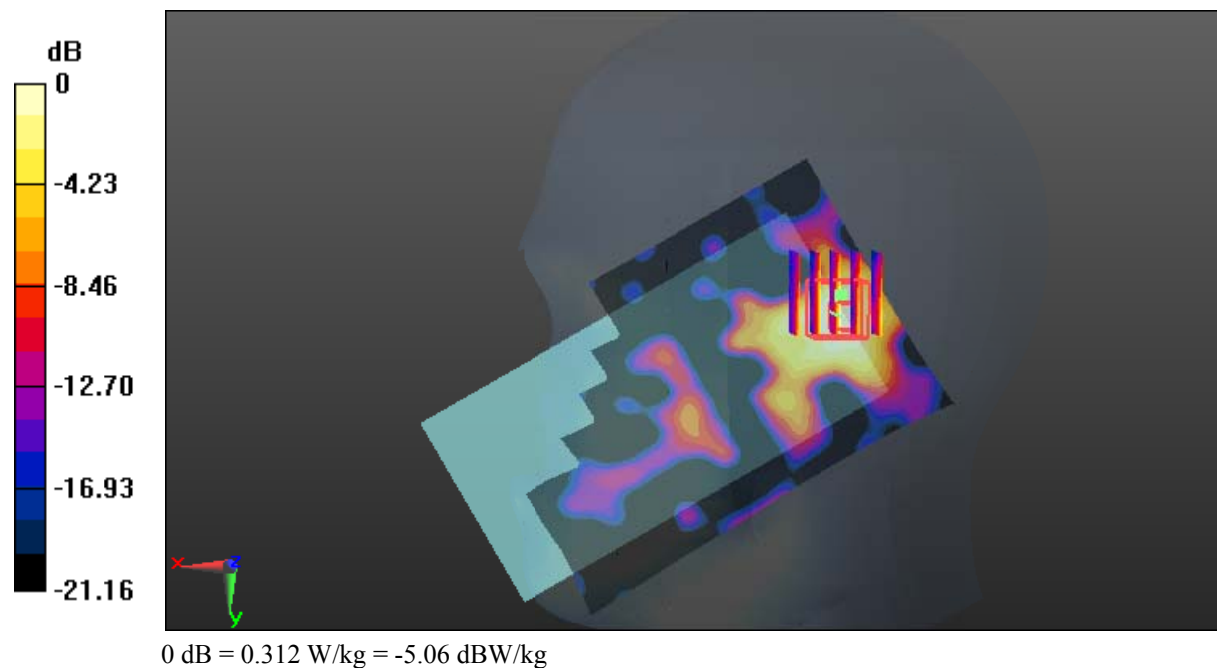
Zoom Scan (5x5x7)/Cube 0: Measurement grid: dx=8mm, dy=8mm, dz=5mm

Reference Value = 12.44 V/m; Power Drift = -0.07 dB

Peak SAR (extrapolated) = 0.329 W/kg

SAR(1 g) = 0.186 W/kg; SAR(10 g) = 0.068 W/kg

Maximum value of SAR (measured) = 0.312 W/kg



Test Plot 239#: Antenna 1(Up Antenna)_LTE Band 38_Head Right Cheek_Middle_50%RB**DUT: LTE SMARTPHONE; Type: RG850; Serial: 18071000621**

Communication System: Generic TDD-LTE; Frequency: 2595 MHz; Duty Cycle: 1:2
Medium parameters used: $f = 2595$ MHz; $\sigma = 1.926$ S/m; $\epsilon_r = 38.936$; $\rho = 1000$ kg/m³ ;
Phantom section: Right Section

DASY5 Configuration:

- Probe: EX3DV4 - SN7431; ConvF(7.38, 7.38, 7.38); Calibrated: 2017/9/30;
- Sensor-Surface: 1.4mm (Mechanical Surface Detection)
- Electronics: DAE4 Sn772; Calibrated: 2017/10/9
- Phantom: Twin SAM; Type: Twin SAM V5.0; Serial: 1412
- Measurement SW: DASY52, Version 52.8 (8);

Area Scan (151x91x1): Interpolated grid: dx=1.200 mm, dy=1.200 mm

Maximum value of SAR (interpolated) = 0.145 W/kg

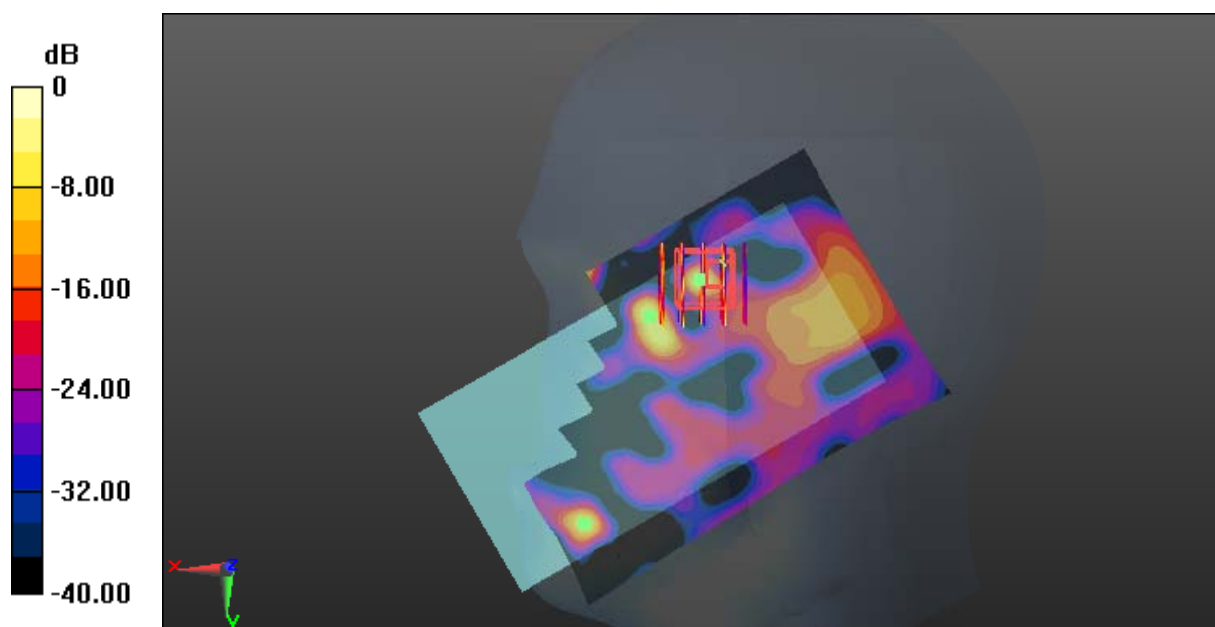
Zoom Scan (5x5x7)/Cube 0: Measurement grid: dx=8mm, dy=8mm, dz=5mm

Reference Value = 8.664 V/m; Power Drift = 0.09 dB

Peak SAR (extrapolated) = 0.175 W/kg

SAR(1 g) = 0.109 W/kg; SAR(10 g) = 0.038 W/kg

Maximum value of SAR (measured) = 0.142 W/kg



0 dB = 0.142 W/kg = -8.48 dBW/kg

Test Plot 240#: Antenna 1(Up Antenna)_LTE Band 38_Head Right Tilt_Middle_1RB**DUT: LTE SMARTPHONE; Type: RG850; Serial: 18071000621**

Communication System: Generic TDD-LTE; Frequency: 2595 MHz; Duty Cycle: 1:2
Medium parameters used: $f = 2595$ MHz; $\sigma = 1.926$ S/m; $\epsilon_r = 38.936$; $\rho = 1000$ kg/m³ ;
Phantom section: Right Section

DASY5 Configuration:

- Probe: EX3DV4 - SN7431; ConvF(7.38, 7.38, 7.38); Calibrated: 2017/9/30;
- Sensor-Surface: 1.4mm (Mechanical Surface Detection)
- Electronics: DAE4 Sn772; Calibrated: 2017/10/9
- Phantom: Twin SAM; Type: Twin SAM V5.0; Serial: 1412
- Measurement SW: DASY52, Version 52.8 (8);

Area Scan (151x91x1): Interpolated grid: dx=1.200 mm, dy=1.200 mm

Maximum value of SAR (interpolated) = 0.272 W/kg

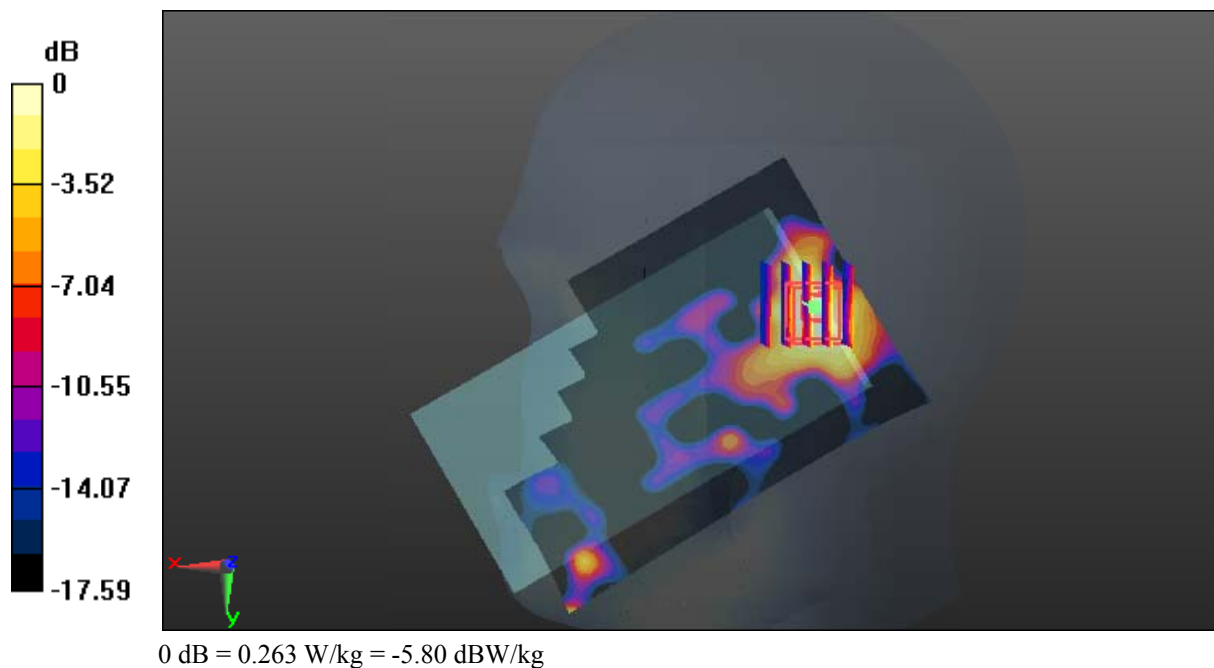
Zoom Scan (5x5x7)/Cube 0: Measurement grid: dx=8mm, dy=8mm, dz=5mm

Reference Value = 11.95 V/m; Power Drift = -0.14 dB

Peak SAR (extrapolated) = 0.519 W/kg

SAR(1 g) = 0.168 W/kg; SAR(10 g) = 0.065 W/kg

Maximum value of SAR (measured) = 0.263 W/kg



Test Plot 241#: Antenna 1(Up Antenna)_LTE Band 38_Head Right Tilt_Middle_50%RB**DUT: LTE SMARTPHONE; Type: RG850; Serial: 18071000621**

Communication System: Generic TDD-LTE; Frequency: 2595 MHz; Duty Cycle: 1:2
Medium parameters used: $f = 2595$ MHz; $\sigma = 1.926$ S/m; $\epsilon_r = 38.936$; $\rho = 1000$ kg/m³ ;
Phantom section: Right Section

DASY5 Configuration:

- Probe: EX3DV4 - SN7431; ConvF(7.38, 7.38, 7.38); Calibrated: 2017/9/30;
- Sensor-Surface: 1.4mm (Mechanical Surface Detection)
- Electronics: DAE4 Sn772; Calibrated: 2017/10/9
- Phantom: Twin SAM; Type: Twin SAM V5.0; Serial: 1412
- Measurement SW: DASY52, Version 52.8 (8);

Area Scan (151x91x1): Interpolated grid: dx=1.200 mm, dy=1.200 mm

Maximum value of SAR (interpolated) = 0.163 W/kg


Zoom Scan (5x5x7)/Cube 0: Measurement grid: dx=8mm, dy=8mm, dz=5mm

Reference Value = 7.452 V/m; Power Drift = 0.06 dB

Peak SAR (extrapolated) = 0.263 W/kg

SAR(1 g) = 0.103 W/kg; SAR(10 g) = 0.047 W/kg

Maximum value of SAR (measured) = 0.147 W/kg



0 dB = 0.147 W/kg = -8.33 dBW/kg

Test Plot 242#: Antenna 1(Up Antenna)_LTE Band 38_Body Back_Low_1RB**DUT: LTE SMARTPHONE; Type: RG850; Serial: 18071000621**

Communication System: Generic TDD-LTE; Frequency: 2580 MHz; Duty Cycle: 1:2
Medium parameters used: $f = 2580$ MHz; $\sigma = 2.124$ S/m; $\epsilon_r = 53.548$; $\rho = 1000$ kg/m³ ;
Phantom section: Center Section

DASY5 Configuration:

- Probe: EX3DV4 - SN7431; ConvF(7.31, 7.31, 7.31); Calibrated: 2017/9/30;
- Sensor-Surface: 1.4mm (Mechanical Surface Detection)
- Electronics: DAE4 Sn772; Calibrated: 2017/10/9
- Phantom: Triple Flat Phantom 5.1C; Type: QD 000 P51 CA; Serial: 1130
- Measurement SW: DASY52, Version 52.8 (8);

Area Scan (161x91x1): Interpolated grid: dx=1.200 mm, dy=1.200 mm

Maximum value of SAR (interpolated) = 0.424 W/kg

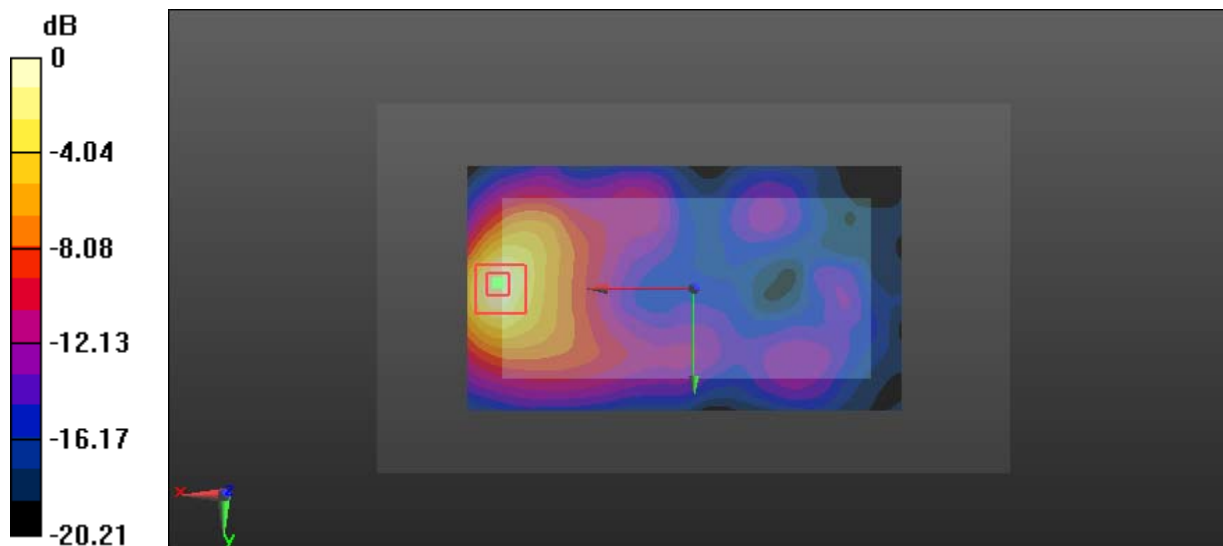
Zoom Scan (5x5x7)/Cube 0: Measurement grid: dx=8mm, dy=8mm, dz=5mm

Reference Value = 2.379 V/m; Power Drift = 0.12 dB

Peak SAR (extrapolated) = 1.28 W/kg

SAR(1 g) = 0.262 W/kg; SAR(10 g) = 0.079 W/kg

Maximum value of SAR (measured) = 0.401 W/kg



0 dB = 0.401 W/kg = -3.97 dBW/kg

Test Plot 243#: Antenna 1(Up Antenna)_LTE Band 38_Body Back_Middle_1RB**DUT: LTE SMARTPHONE; Type: RG850; Serial: 18071000621**

Communication System: Generic TDD-LTE; Frequency: 2595 MHz; Duty Cycle: 1:2
Medium parameters used: $f = 2595$ MHz; $\sigma = 2.134$ S/m; $\epsilon_r = 52.707$; $\rho = 1000$ kg/m³ ;
Phantom section: Center Section

DASY5 Configuration:

- Probe: EX3DV4 - SN7431; ConvF(7.31, 7.31, 7.31); Calibrated: 2017/9/30;
- Sensor-Surface: 1.4mm (Mechanical Surface Detection)
- Electronics: DAE4 Sn772; Calibrated: 2017/10/9
- Phantom: Triple Flat Phantom 5.1C; Type: QD 000 P51 CA; Serial: 1130
- Measurement SW: DASY52, Version 52.8 (8);

Area Scan (161x91x1): Interpolated grid: dx=1.200 mm, dy=1.200 mm

Maximum value of SAR (interpolated) = 0.393 W/kg

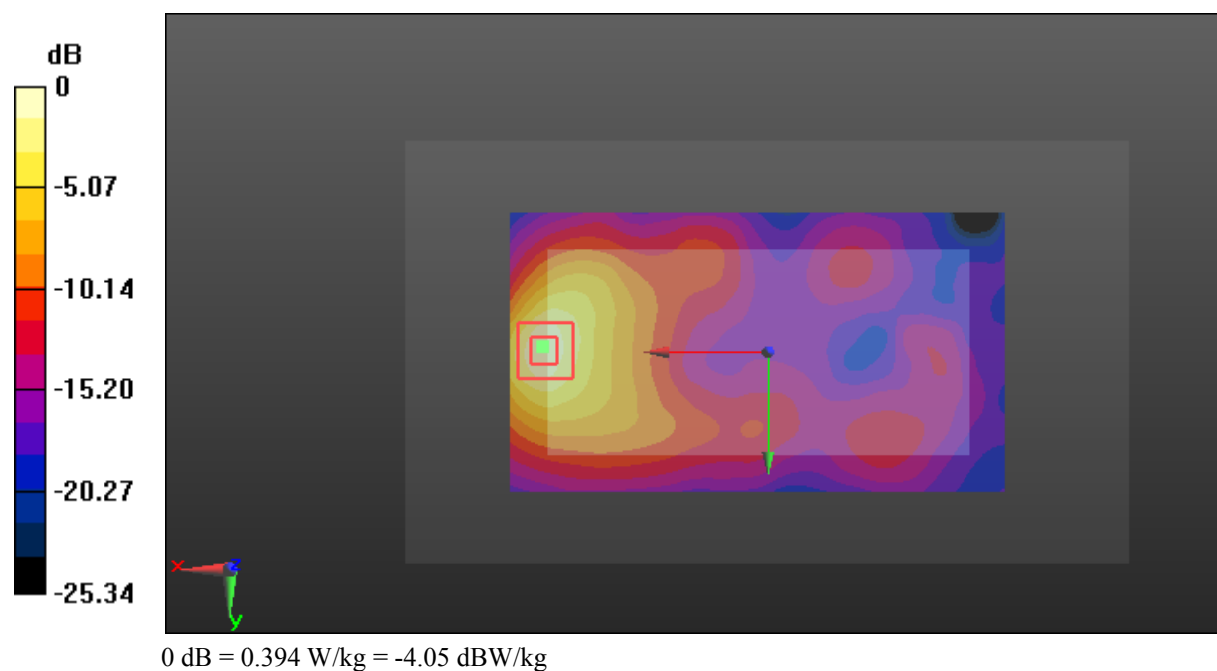
Zoom Scan (5x5x7)/Cube 0: Measurement grid: dx=8mm, dy=8mm, dz=5mm

Reference Value = 2.332 V/m; Power Drift = 0.19 dB

Peak SAR (extrapolated) = 0.527 W/kg

SAR(1 g) = 0.217 W/kg; SAR(10 g) = 0.096 W/kg

Maximum value of SAR (measured) = 0.394 W/kg



Test Plot 244#: Antenna 1(Up Antenna)_LTE Band 38_Body Back_High_1RB**DUT: LTE SMARTPHONE; Type: RG850; Serial: 18071000621**

Communication System: Generic TDD-LTE; Frequency: 2610 MHz; Duty Cycle: 1:2
Medium parameters used: $f = 2610$ MHz; $\sigma = 2.17$ S/m; $\epsilon_r = 51.32$; $\rho = 1000$ kg/m³ ;
Phantom section: Center Section

DASY5 Configuration:

- Probe: EX3DV4 - SN7431; ConvF(7.31, 7.31, 7.31); Calibrated: 2017/9/30;
- Sensor-Surface: 1.4mm (Mechanical Surface Detection)
- Electronics: DAE4 Sn772; Calibrated: 2017/10/9
- Phantom: Triple Flat Phantom 5.1C; Type: QD 000 P51 CA; Serial: 1130
- Measurement SW: DASY52, Version 52.8 (8);

Area Scan (161x91x1): Interpolated grid: dx=1.200 mm, dy=1.200 mm

Maximum value of SAR (interpolated) = 0.520 W/kg

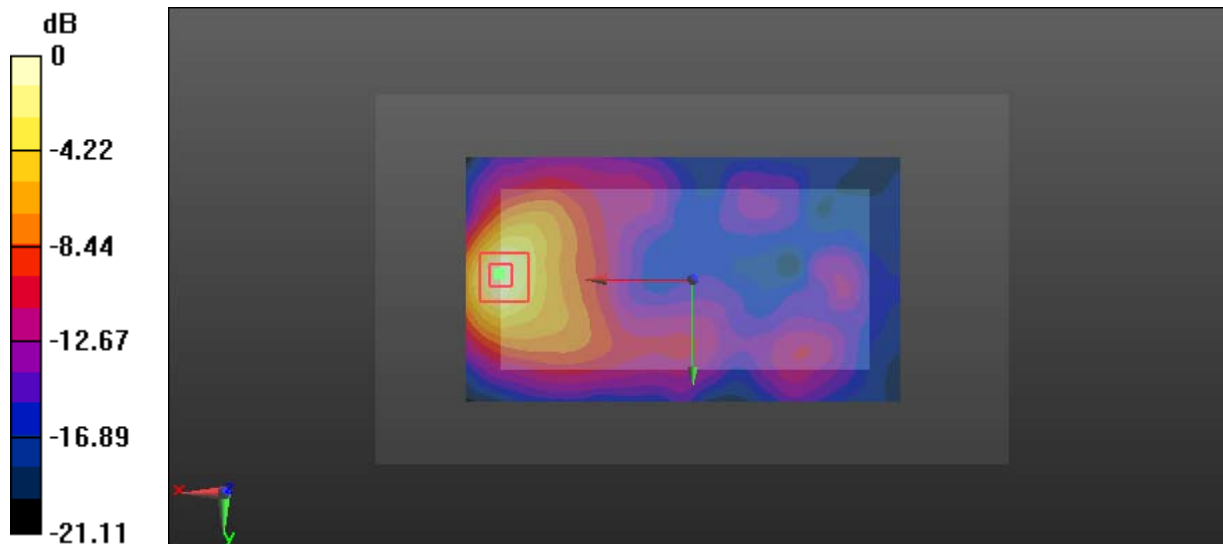
Zoom Scan (5x5x7)/Cube 0: Measurement grid: dx=8mm, dy=8mm, dz=5mm

Reference Value = 2.158 V/m; Power Drift = 0.06 dB

Peak SAR (extrapolated) = 0.847 W/kg

SAR(1 g) = 0.242 W/kg; SAR(10 g) = 0.080 W/kg

Maximum value of SAR (measured) = 0.375 W/kg



0 dB = 0.375 W/kg = -4.26 dBW/kg

Test Plot 245#: Antenna 1(Up Antenna)_LTE Band 38_Body Back_Middle_50%RB**DUT: LTE SMARTPHONE; Type: RG850; Serial: 18071000621**

Communication System: Generic TDD-LTE; Frequency: 2595 MHz; Duty Cycle: 1:2
Medium parameters used: $f = 2595$ MHz; $\sigma = 2.134$ S/m; $\epsilon_r = 52.707$; $\rho = 1000$ kg/m³ ;
Phantom section: Center Section

DASY5 Configuration:

- Probe: EX3DV4 - SN7431; ConvF(7.31, 7.31, 7.31); Calibrated: 2017/9/30;
- Sensor-Surface: 1.4mm (Mechanical Surface Detection)
- Electronics: DAE4 Sn772; Calibrated: 2017/10/9
- Phantom: Triple Flat Phantom 5.1C; Type: QD 000 P51 CA; Serial: 1130
- Measurement SW: DASY52, Version 52.8 (8);

Area Scan (161x91x1): Interpolated grid: dx=1.200 mm, dy=1.200 mm

Maximum value of SAR (interpolated) = 0.298 W/kg

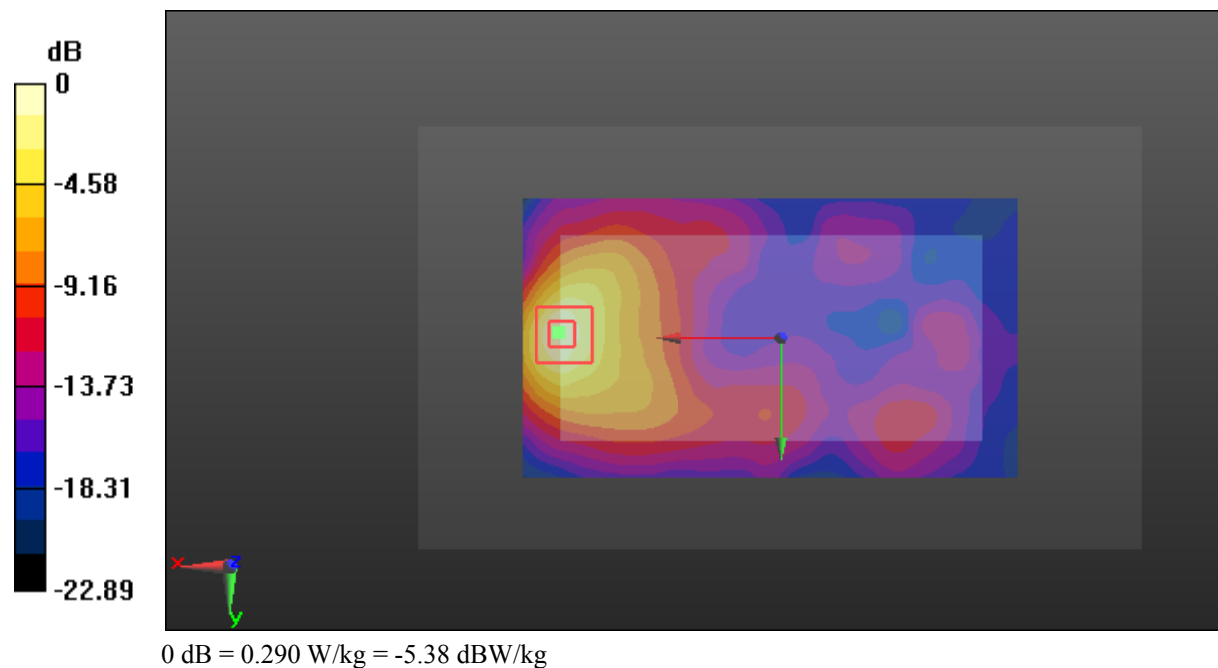
Zoom Scan (5x5x7)/Cube 0: Measurement grid: dx=8mm, dy=8mm, dz=5mm

Reference Value = 1.374 V/m; Power Drift = 0.01 dB

Peak SAR (extrapolated) = 0.387 W/kg

SAR(1 g) = 0.160 W/kg; SAR(10 g) = 0.071 W/kg

Maximum value of SAR (measured) = 0.290 W/kg



Test Plot 246#: Antenna 1(Up Antenna)_LTE Band 38_Body Left_Middle_1RB

DUT: LTE SMARTPHONE; Type: RG850; Serial: 18071000621

Communication System: Generic TDD-LTE; Frequency: 2595 MHz; Duty Cycle: 1:2
 Medium parameters used: $f = 2595$ MHz; $\sigma = 2.134$ S/m; $\epsilon_r = 52.707$; $\rho = 1000$ kg/m³ ;
 Phantom section: Center Section

DASY5 Configuration:

- Probe: EX3DV4 - SN7431; ConvF(7.31, 7.31, 7.31); Calibrated: 2017/9/30;
- Sensor-Surface: 1.4mm (Mechanical Surface Detection)
- Electronics: DAE4 Sn772; Calibrated: 2017/10/9
- Phantom: Triple Flat Phantom 5.1C; Type: QD 000 P51 CA; Serial: 1130
- Measurement SW: DASY52, Version 52.8 (8);

Area Scan (161x51x1): Interpolated grid: dx=1.200 mm, dy=1.200 mm

Maximum value of SAR (interpolated) = 0.0324 W/kg

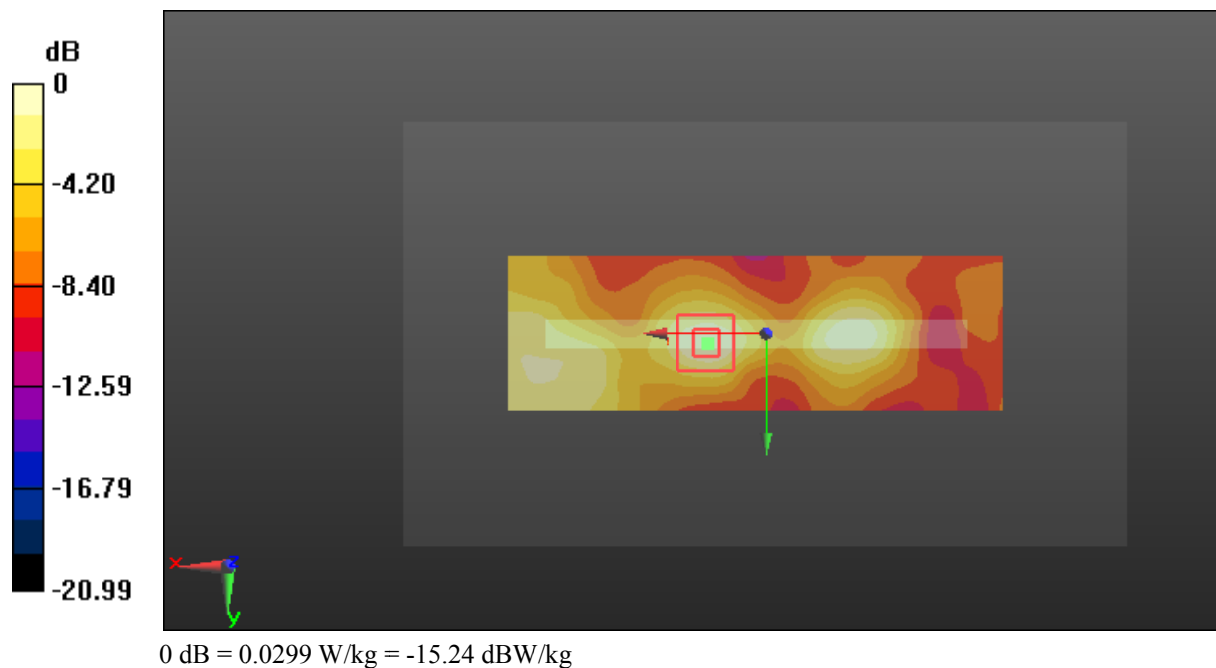
Zoom Scan (5x5x7)/Cube 0: Measurement grid: dx=8mm, dy=8mm, dz=5mm

Reference Value = 2.051 V/m; Power Drift = -0.09 dB

Peak SAR (extrapolated) = 0.0400 W/kg

SAR(1 g) = 0.017 W/kg; SAR(10 g) = 0.00915 W/kg

Maximum value of SAR (measured) = 0.0299 W/kg



Test Plot 247#: Antenna 1(Up Antenna)_LTE Band 38_Body Left_Middle_50%RB**DUT: LTE SMARTPHONE; Type: RG850; Serial: 18071000621**

Communication System: Generic TDD-LTE; Frequency: 2595 MHz; Duty Cycle: 1:2
Medium parameters used: $f = 2595$ MHz; $\sigma = 2.134$ S/m; $\epsilon_r = 52.707$; $\rho = 1000$ kg/m³ ;
Phantom section: Center Section

DASY5 Configuration:

- Probe: EX3DV4 - SN7431; ConvF(7.31, 7.31, 7.31); Calibrated: 2017/9/30;
- Sensor-Surface: 1.4mm (Mechanical Surface Detection)
- Electronics: DAE4 Sn772; Calibrated: 2017/10/9
- Phantom: Triple Flat Phantom 5.1C; Type: QD 000 P51 CA; Serial: 1130
- Measurement SW: DASY52, Version 52.8 (8);

Area Scan (161x51x1): Interpolated grid: dx=1.200 mm, dy=1.200 mm

Maximum value of SAR (interpolated) = 0.0246 W/kg


Zoom Scan (5x5x7)/Cube 0: Measurement grid: dx=8mm, dy=8mm, dz=5mm

Reference Value = 1.771 V/m; Power Drift = 0.06 dB

Peak SAR (extrapolated) = 0.0270 W/kg

SAR(1 g) = 0.013 W/kg; SAR(10 g) = 0.00694 W/kg

Maximum value of SAR (measured) = 0.0217 W/kg



Test Plot 248#: Antenna 1(Up Antenna)_LTE Band 38_Body Top_Middle_1RB**DUT: LTE SMARTPHONE; Type: RG850; Serial: 18071000621**

Communication System: Generic TDD-LTE; Frequency: 2595 MHz; Duty Cycle: 1:2
Medium parameters used: $f = 2595$ MHz; $\sigma = 2.134$ S/m; $\epsilon_r = 52.707$; $\rho = 1000$ kg/m³ ;
Phantom section: Center Section

DASY5 Configuration:

- Probe: EX3DV4 - SN7431; ConvF(7.31, 7.31, 7.31); Calibrated: 2017/9/30;
- Sensor-Surface: 1.4mm (Mechanical Surface Detection)
- Electronics: DAE4 Sn772; Calibrated: 2017/10/9
- Phantom: Triple Flat Phantom 5.1C; Type: QD 000 P51 CA; Serial: 1130
- Measurement SW: DASY52, Version 52.8 (8);

Area Scan (51x91x1): Interpolated grid: dx=1.200 mm, dy=1.200 mm

Maximum value of SAR (interpolated) = 0.188 W/kg

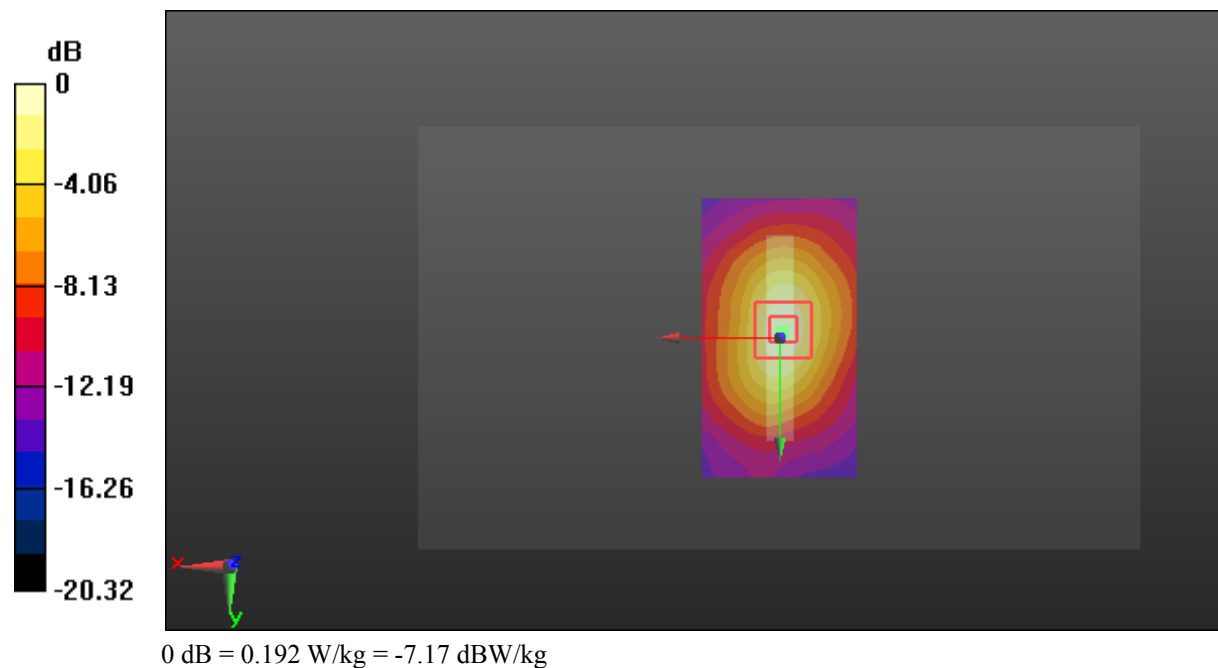
Zoom Scan (5x5x7)/Cube 0: Measurement grid: dx=8mm, dy=8mm, dz=5mm

Reference Value = 9.862 V/m; Power Drift = -0.00 dB

Peak SAR (extrapolated) = 0.258 W/kg

SAR(1 g) = 0.107 W/kg; SAR(10 g) = 0.050 W/kg

Maximum value of SAR (measured) = 0.192 W/kg



Test Plot 249#: Antenna 1(Up Antenna)_LTE Band 38_Body Top_Middle_50%RB**DUT: LTE SMARTPHONE; Type: RG850; Serial: 18071000621**

Communication System: Generic TDD-LTE; Frequency: 2595 MHz; Duty Cycle: 1:2
Medium parameters used: $f = 2595$ MHz; $\sigma = 2.134$ S/m; $\epsilon_r = 52.707$; $\rho = 1000$ kg/m³ ;
Phantom section: Center Section

DASY5 Configuration:

- Probe: EX3DV4 - SN7431; ConvF(7.31, 7.31, 7.31); Calibrated: 2017/9/30;
- Sensor-Surface: 1.4mm (Mechanical Surface Detection)
- Electronics: DAE4 Sn772; Calibrated: 2017/10/9
- Phantom: Triple Flat Phantom 5.1C; Type: QD 000 P51 CA; Serial: 1130
- Measurement SW: DASY52, Version 52.8 (8);

Area Scan (51x91x1): Interpolated grid: dx=1.200 mm, dy=1.200 mm

Maximum value of SAR (interpolated) = 0.135 W/kg


Zoom Scan (5x5x7)/Cube 0: Measurement grid: dx=8mm, dy=8mm, dz=5mm

Reference Value = 8.322 V/m; Power Drift = -0.13 dB

Peak SAR (extrapolated) = 0.178 W/kg

SAR(1 g) = 0.075 W/kg; SAR(10 g) = 0.035 W/kg

Maximum value of SAR (measured) = 0.134 W/kg



Test Plot 250#: Antenna 2(Down Antenna)_LTE Band 38_Head Flat_Low_1RB**DUT: LTE SMARTPHONE; Type: RG850; Serial: 18071000621**

Communication System: Generic FDD-LTE; Frequency: 2580 MHz; Duty Cycle: 1:1
Medium parameters used: $f = 2580$ MHz; $\sigma = 1.914$ S/m; $\epsilon_r = 39.622$; $\rho = 1000$ kg/m³ ;
Phantom section: Flat Section

DASY5 Configuration:

- Probe: EX3DV4 - SN7431; ConvF(7.38, 7.38, 7.38); Calibrated: 2017/9/30;
- Sensor-Surface: 1.4mm (Mechanical Surface Detection)
- Electronics: DAE4 Sn772; Calibrated: 2017/10/9
- Phantom: Twin SAM; Type: Twin SAM V5.0; Serial: 1412
- Measurement SW: DASY52, Version 52.8 (8);

Area Scan (91x151x1): Interpolated grid: dx=1.200 mm, dy=1.200 mm

Maximum value of SAR (interpolated) = 0.137 W/kg

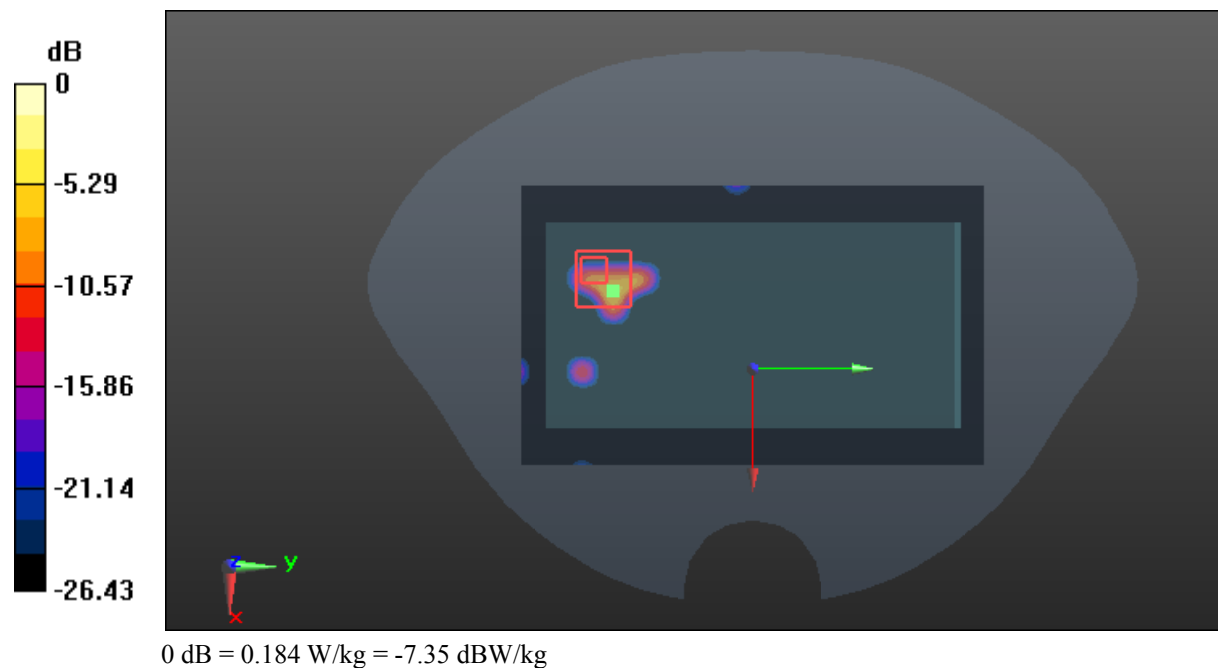
Zoom Scan (5x5x7)/Cube 0: Measurement grid: dx=8mm, dy=8mm, dz=5mm

Reference Value = 2.097 V/m; Power Drift = 0.08 dB

Peak SAR (extrapolated) = 0.765 W/kg

SAR(1 g) = 0.080 W/kg; SAR(10 g) = 0.014 W/kg

Maximum value of SAR (measured) = 0.184 W/kg



Test Plot 251#: Antenna 2(Down Antenna)_LTE Band 38_Head Flat_Middle_1RB**DUT: LTE SMARTPHONE; Type: RG850; Serial: 18071000621**

Communication System: Generic FDD-LTE; Frequency: 2595 MHz; Duty Cycle: 1:1
Medium parameters used: $f = 2595$ MHz; $\sigma = 1.926$ S/m; $\epsilon_r = 38.936$; $\rho = 1000$ kg/m³ ;
Phantom section: Flat Section

DASY5 Configuration:

- Probe: EX3DV4 - SN7431; ConvF(7.38, 7.38, 7.38); Calibrated: 2017/9/30;
- Sensor-Surface: 1.4mm (Mechanical Surface Detection)
- Electronics: DAE4 Sn772; Calibrated: 2017/10/9
- Phantom: Twin SAM; Type: Twin SAM V5.0; Serial: 1412
- Measurement SW: DASY52, Version 52.8 (8);

Area Scan (91x151x1): Interpolated grid: dx=1.200 mm, dy=1.200 mm

Maximum value of SAR (interpolated) = 0.104 W/kg

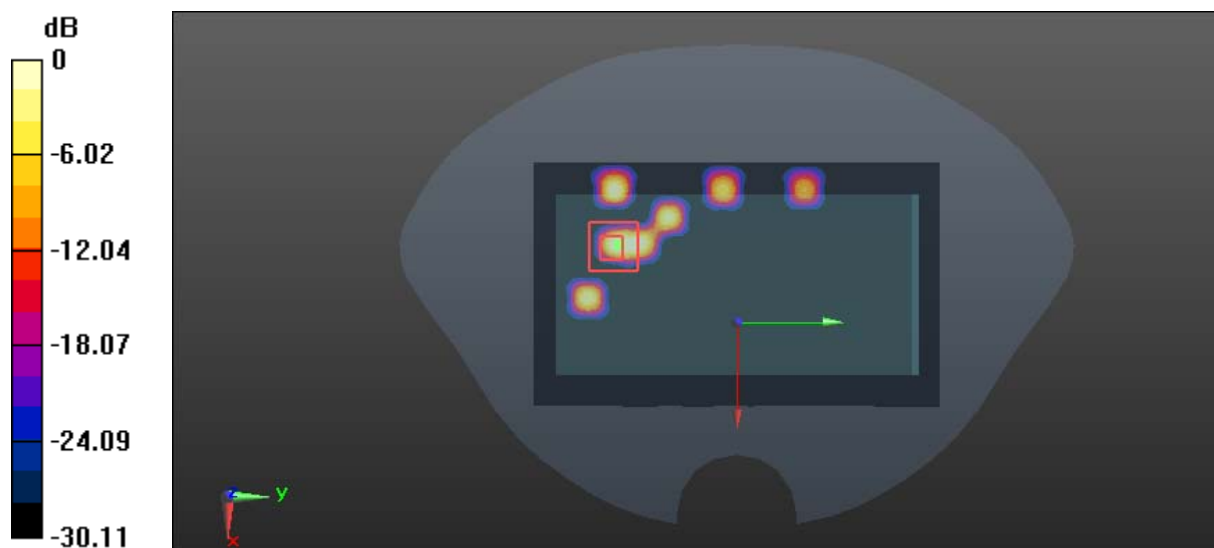
Zoom Scan (5x5x7)/Cube 0: Measurement grid: dx=8mm, dy=8mm, dz=5mm

Reference Value = 2.297 V/m; Power Drift = 0.05 dB

Peak SAR (extrapolated) = 0.166 W/kg

SAR(1 g) = 0.066 W/kg; SAR(10 g) = 0.00715 W/kg

Maximum value of SAR (measured) = 0.0729 W/kg



0 dB = 0.0729 W/kg = -11.37 dBW/kg

Test Plot 252#: Antenna 2(Down Antenna)_LTE Band 38_Head Flat_Middle_50%RB**DUT: LTE SMARTPHONE; Type: RG850; Serial: 18071000621**

Communication System: Generic TDD-LTE; Frequency: 2595 MHz; Duty Cycle: 1:2
Medium parameters used: $f = 2595$ MHz; $\sigma = 1.926$ S/m; $\epsilon_r = 38.936$; $\rho = 1000$ kg/m³ ;
Phantom section: Flat Section

DASY5 Configuration:

- Probe: EX3DV4 - SN7431; ConvF(7.38, 7.38, 7.38); Calibrated: 2017/9/30;
- Sensor-Surface: 1.4mm (Mechanical Surface Detection)
- Electronics: DAE4 Sn772; Calibrated: 2017/10/9
- Phantom: Twin SAM; Type: Twin SAM V5.0; Serial: 1412
- Measurement SW: DASY52, Version 52.8 (8);

Area Scan (91x151x1): Interpolated grid: dx=1.200 mm, dy=1.200 mm

Maximum value of SAR (interpolated) = 0.0783 W/kg

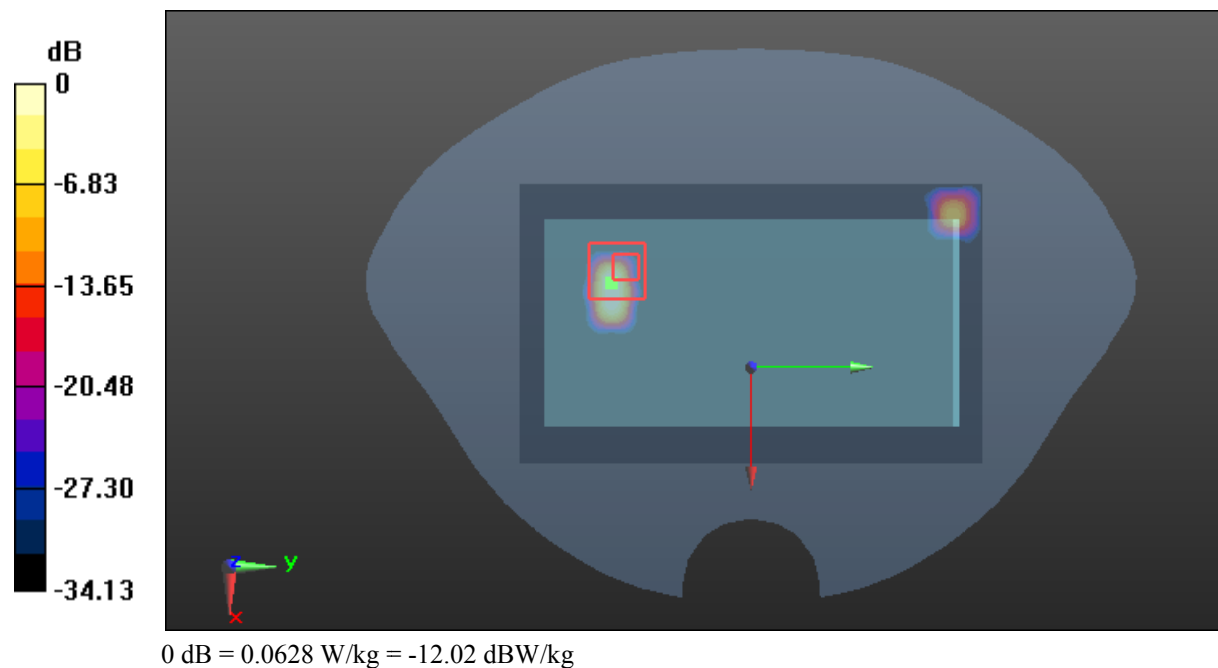
Zoom Scan (5x5x7)/Cube 0: Measurement grid: dx=8mm, dy=8mm, dz=5mm

Reference Value = 2.668 V/m; Power Drift = -0.16 dB

Peak SAR (extrapolated) = 0.0980 W/kg

SAR(1 g) = 0.035 W/kg; SAR(10 g) = 0.00313 W/kg

Maximum value of SAR (measured) = 0.0628 W/kg



Test Plot 253#: Antenna 2(Down Antenna)_LTE Band 38_Head Flat_High_1RB**DUT: LTE SMARTPHONE; Type: RG850; Serial: 18071000621**

Communication System: Generic TDD-LTE; Frequency: 2610 MHz; Duty Cycle: 1:2
Medium parameters used: $f = 2610$ MHz; $\sigma = 1.972$ S/m; $\epsilon_r = 38.867$; $\rho = 1000$ kg/m³ ;
Phantom section: Flat Section

DASY5 Configuration:

- Probe: EX3DV4 - SN7431; ConvF(7.38, 7.38, 7.38); Calibrated: 2017/9/30;
- Sensor-Surface: 1.4mm (Mechanical Surface Detection)
- Electronics: DAE4 Sn772; Calibrated: 2017/10/9
- Phantom: Twin SAM; Type: Twin SAM V5.0; Serial: 1412
- Measurement SW: DASY52, Version 52.8 (8);

Area Scan (91x151x1): Interpolated grid: dx=1.200 mm, dy=1.200 mm

Maximum value of SAR (interpolated) = 0.0936 W/kg

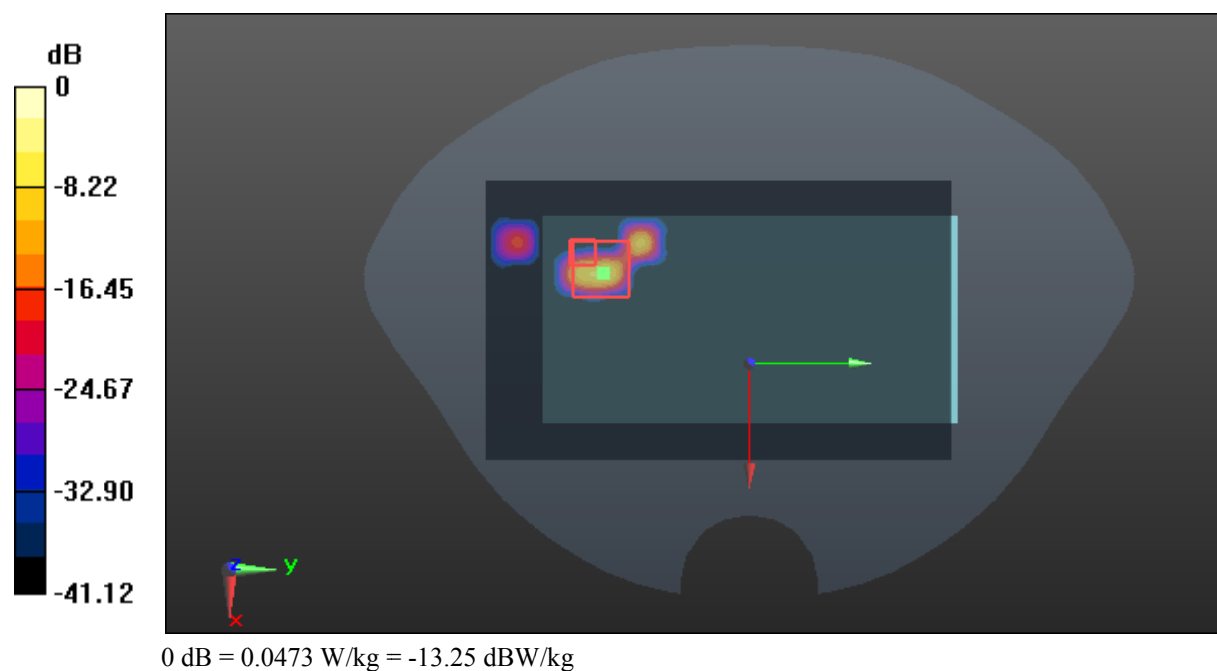
Zoom Scan (5x5x7)/Cube 0: Measurement grid: dx=8mm, dy=8mm, dz=5mm

Reference Value = 2.237 V/m; Power Drift = -0.10 dB

Peak SAR (extrapolated) = 0.143 W/kg

SAR(1 g) = 0.039 W/kg; SAR(10 g) = 0.00581 W/kg

Maximum value of SAR (measured) = 0.0473 W/kg



Test Plot 254#: Antenna 2(Down Antenna)_LTE Band 38_Body Back_Low_1RB**DUT: LTE SMARTPHONE; Type: RG850; Serial: 18071000621**

Communication System: Generic TDD-LTE; Frequency: 2580 MHz; Duty Cycle: 1:2
Medium parameters used: $f = 2580$ MHz; $\sigma = 2.124$ S/m; $\epsilon_r = 53.548$; $\rho = 1000$ kg/m³ ;
Phantom section: Center Section

DASY5 Configuration:

- Probe: EX3DV4 - SN7431; ConvF(7.31, 7.31, 7.31); Calibrated: 2017/9/30;
- Sensor-Surface: 1.4mm (Mechanical Surface Detection)
- Electronics: DAE4 Sn772; Calibrated: 2017/10/9
- Phantom: Triple Flat Phantom 5.1C; Type: QD 000 P51 CA; Serial: 1130
- Measurement SW: DASY52, Version 52.8 (8);

Area Scan (161x91x1): Interpolated grid: dx=1.200 mm, dy=1.200 mm

Maximum value of SAR (interpolated) = 0.760 W/kg

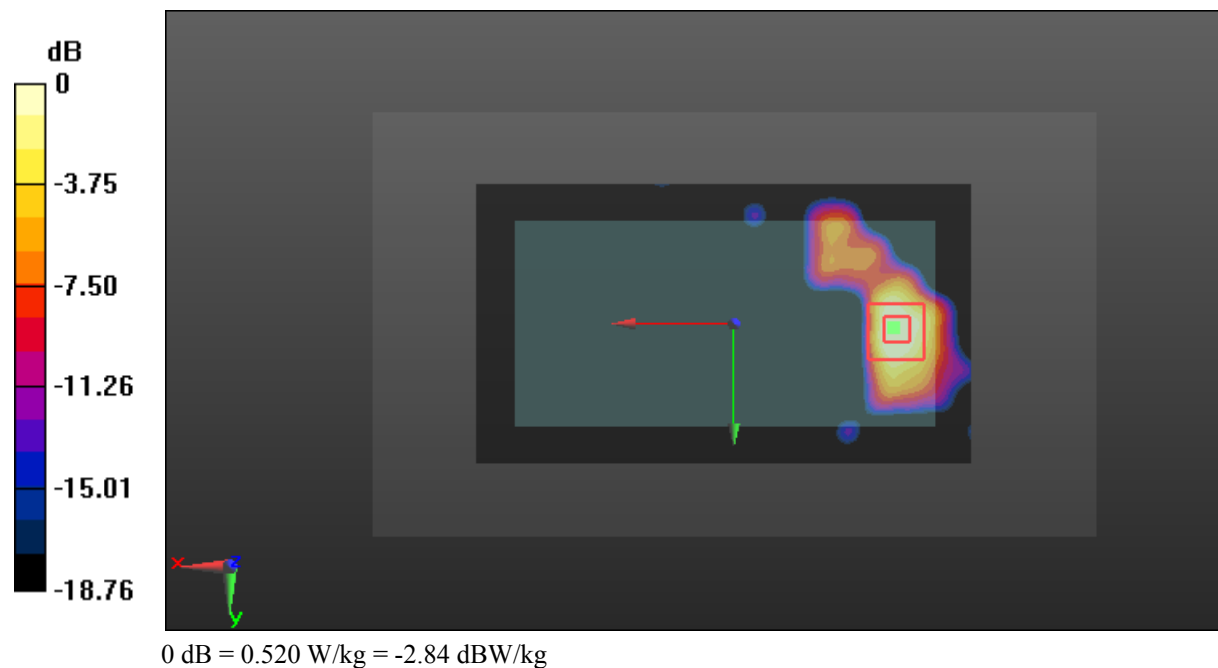
Zoom Scan (5x5x7)/Cube 0: Measurement grid: dx=8mm, dy=8mm, dz=5mm

Reference Value = 1.742 V/m; Power Drift = 0.10 dB

Peak SAR (extrapolated) = 0.792 W/kg

SAR(1 g) = 0.348 W/kg; SAR(10 g) = 0.108 W/kg

Maximum value of SAR (measured) = 0.520 W/kg



Test Plot 255#: Antenna 2(Down Antenna)_LTE Band 38_Body Back_Middle_1RB**DUT: LTE SMARTPHONE; Type: RG850; Serial: 18071000621**

Communication System: Generic TDD-LTE; Frequency: 2595 MHz; Duty Cycle: 1:2
Medium parameters used: $f = 2595$ MHz; $\sigma = 2.134$ S/m; $\epsilon_r = 52.707$; $\rho = 1000$ kg/m³ ;
Phantom section: Center Section

DASY5 Configuration:

- Probe: EX3DV4 - SN7431; ConvF(7.31, 7.31, 7.31); Calibrated: 2017/9/30;
- Sensor-Surface: 1.4mm (Mechanical Surface Detection)
- Electronics: DAE4 Sn772; Calibrated: 2017/10/9
- Phantom: Triple Flat Phantom 5.1C; Type: QD 000 P51 CA; Serial: 1130
- Measurement SW: DASY52, Version 52.8 (8);

Area Scan (161x91x1): Interpolated grid: dx=1.200 mm, dy=1.200 mm

Maximum value of SAR (interpolated) = 0.539 W/kg

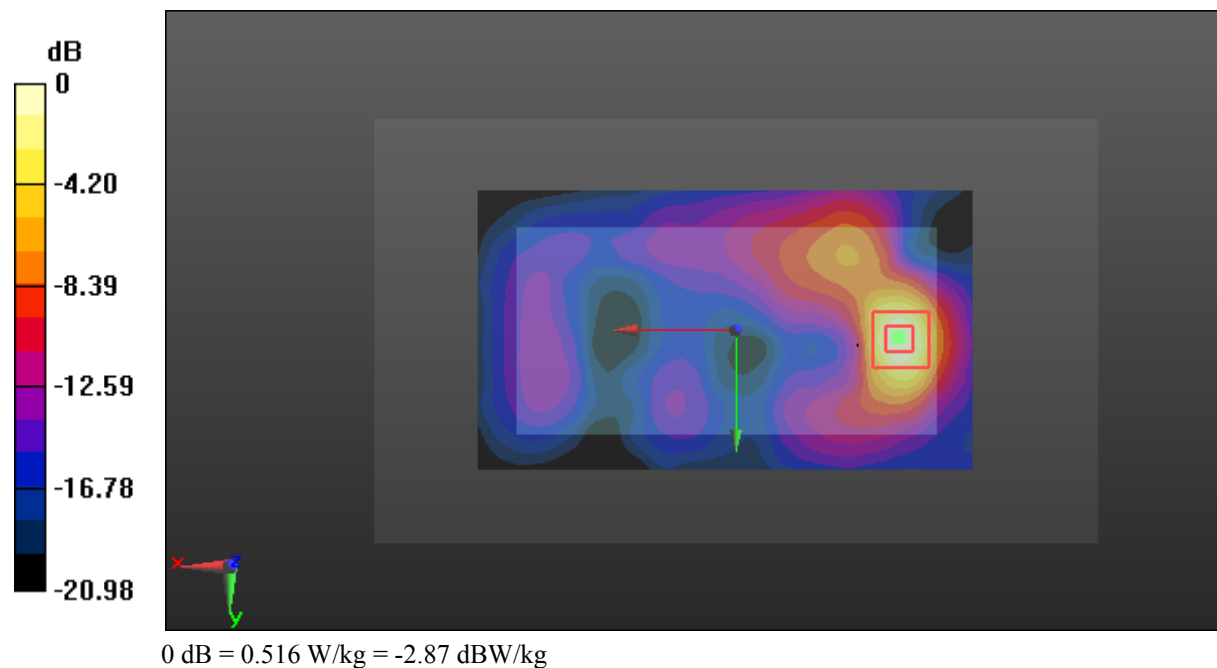
Zoom Scan (5x5x7)/Cube 0: Measurement grid: dx=8mm, dy=8mm, dz=5mm

Reference Value = 1.946 V/m; Power Drift = 0.03 dB

Peak SAR (extrapolated) = 0.708 W/kg

SAR(1 g) = 0.280 W/kg; SAR(10 g) = 0.113 W/kg

Maximum value of SAR (measured) = 0.516 W/kg



Test Plot 256#: Antenna 2(Down Antenna)_LTE Band 38_Body Back_High_1RB**DUT: LTE SMARTPHONE; Type: RG850; Serial: 18071000621**

Communication System: Generic TDD-LTE; Frequency: 2610 MHz; Duty Cycle: 1:2
Medium parameters used: $f = 2610$ MHz; $\sigma = 2.17$ S/m; $\epsilon_r = 51.32$; $\rho = 1000$ kg/m³ ;
Phantom section: Center Section

DASY5 Configuration:

- Probe: EX3DV4 - SN7431; ConvF(7.31, 7.31, 7.31); Calibrated: 2017/9/30;
- Sensor-Surface: 1.4mm (Mechanical Surface Detection)
- Electronics: DAE4 Sn772; Calibrated: 2017/10/9
- Phantom: Triple Flat Phantom 5.1C; Type: QD 000 P51 CA; Serial: 1130
- Measurement SW: DASY52, Version 52.8 (8);

Area Scan (161x91x1): Interpolated grid: dx=1.200 mm, dy=1.200 mm

Maximum value of SAR (interpolated) = 1.23 W/kg

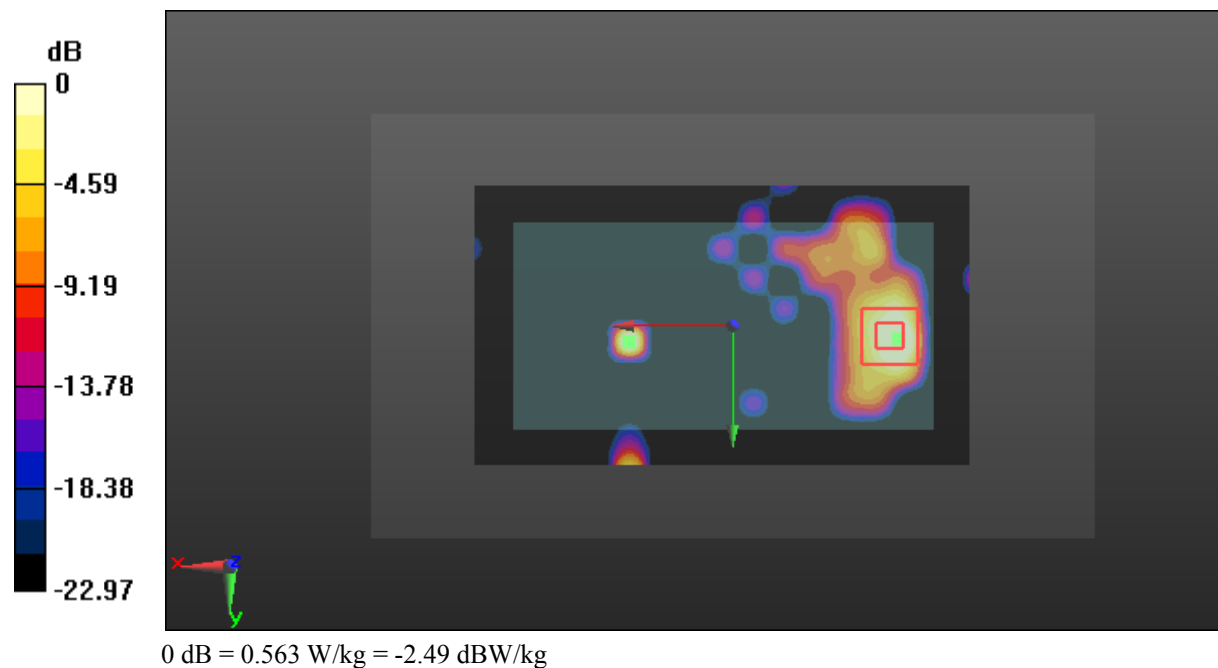
Zoom Scan (5x5x7)/Cube 0: Measurement grid: dx=8mm, dy=8mm, dz=5mm

Reference Value = 2.399 V/m; Power Drift = 0.15 dB

Peak SAR (extrapolated) = 0.773 W/kg

SAR(1 g) = 0.326 W/kg; SAR(10 g) = 0.097 W/kg

Maximum value of SAR (measured) = 0.563 W/kg



Test Plot 257#: Antenna 2(Down Antenna)_LTE Band 38_Body Back_Middle_50%RB**DUT: LTE SMARTPHONE; Type: RG850; Serial: 18071000621**

Communication System: Generic TDD-LTE; Frequency: 2595 MHz; Duty Cycle: 1:2
Medium parameters used: $f = 2595$ MHz; $\sigma = 2.134$ S/m; $\epsilon_r = 52.707$; $\rho = 1000$ kg/m³ ;
Phantom section: Center Section

DASY5 Configuration:

- Probe: EX3DV4 - SN7431; ConvF(7.31, 7.31, 7.31); Calibrated: 2017/9/30;
- Sensor-Surface: 1.4mm (Mechanical Surface Detection)
- Electronics: DAE4 Sn772; Calibrated: 2017/10/9
- Phantom: Triple Flat Phantom 5.1C; Type: QD 000 P51 CA; Serial: 1130
- Measurement SW: DASY52, Version 52.8 (8);

Area Scan (161x91x1): Interpolated grid: dx=1.200 mm, dy=1.200 mm

Maximum value of SAR (interpolated) = 0.430 W/kg

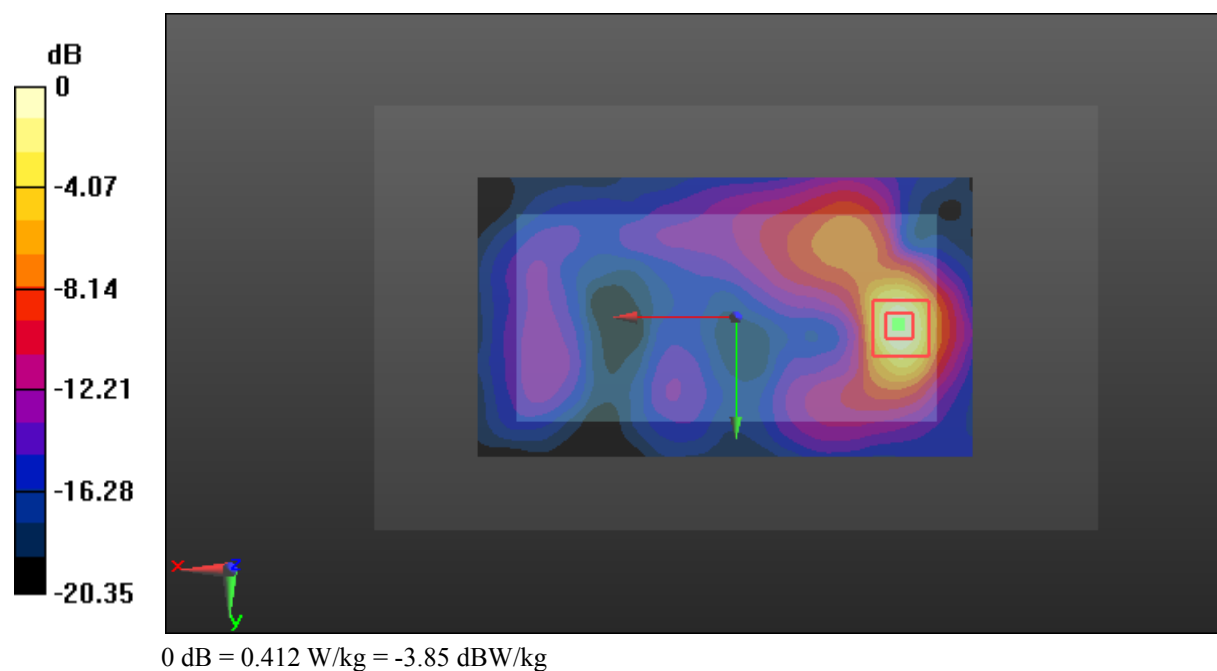
Zoom Scan (5x5x7)/Cube 0: Measurement grid: dx=8mm, dy=8mm, dz=5mm

Reference Value = 2.083 V/m; Power Drift = -0.00 dB

Peak SAR (extrapolated) = 0.567 W/kg

SAR(1 g) = 0.222 W/kg; SAR(10 g) = 0.090 W/kg

Maximum value of SAR (measured) = 0.412 W/kg



Test Plot 258#: Antenna 2(Down Antenna)_LTE Band 38_Body Left_Middle_1RB**DUT: LTE SMARTPHONE; Type: RG850; Serial: 18071000621**

Communication System: Generic TDD-LTE; Frequency: 2595 MHz; Duty Cycle: 1:2
Medium parameters used: $f = 2595$ MHz; $\sigma = 2.134$ S/m; $\epsilon_r = 52.707$; $\rho = 1000$ kg/m³ ;
Phantom section: Center Section

DASY5 Configuration:

- Probe: EX3DV4 - SN7431; ConvF(7.31, 7.31, 7.31); Calibrated: 2017/9/30;
- Sensor-Surface: 1.4mm (Mechanical Surface Detection)
- Electronics: DAE4 Sn772; Calibrated: 2017/10/9
- Phantom: Triple Flat Phantom 5.1C; Type: QD 000 P51 CA; Serial: 1130
- Measurement SW: DASY52, Version 52.8 (8);

Area Scan (161x51x1): Interpolated grid: dx=1.200 mm, dy=1.200 mm

Maximum value of SAR (interpolated) = 0.0523 W/kg

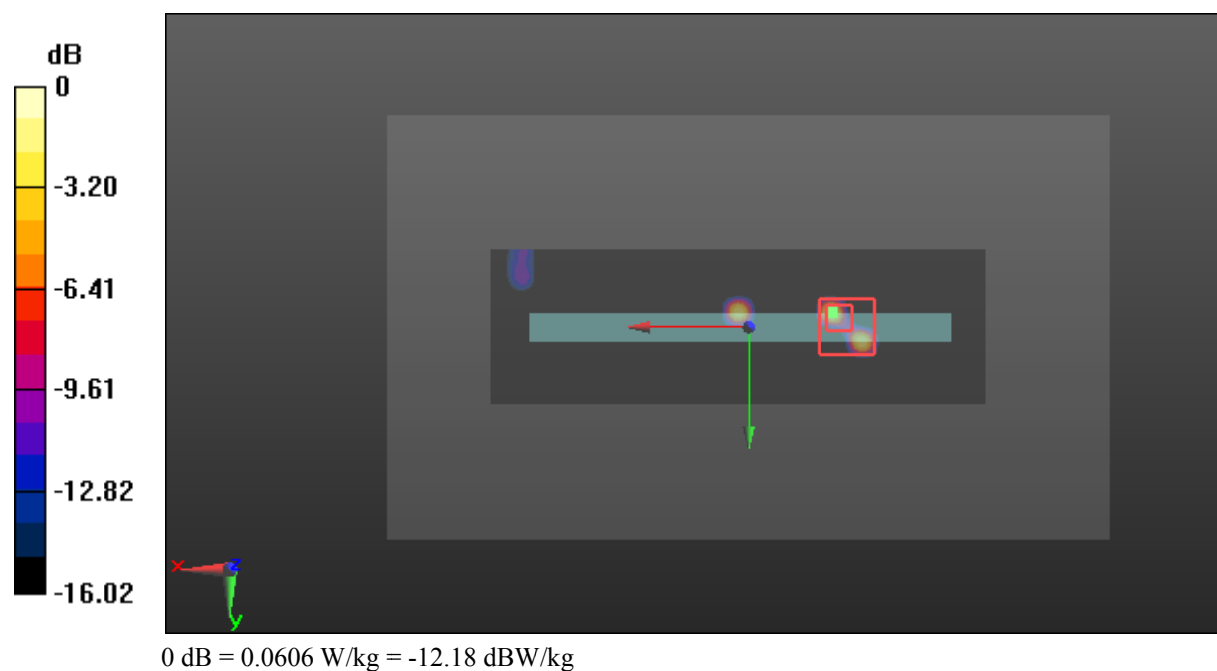
Zoom Scan (6x6x7)/Cube 0: Measurement grid: dx=8mm, dy=8mm, dz=5mm

Reference Value = 3.487 V/m; Power Drift = 0.20 dB

Peak SAR (extrapolated) = 0.0930 W/kg

SAR(1 g) = 0.014 W/kg; SAR(10 g) = 0.00234 W/kg

Maximum value of SAR (measured) = 0.0606 W/kg



Test Plot 259#: Antenna 2(Down Antenna)_LTE Band 38_Body Left_Middle_50%RB

DUT: LTE SMARTPHONE; Type: RG850; Serial: 18071000621

Communication System: Generic TDD-LTE; Frequency: 2595 MHz; Duty Cycle: 1:2
 Medium parameters used: $f = 2595$ MHz; $\sigma = 2.134$ S/m; $\epsilon_r = 52.707$; $\rho = 1000$ kg/m³ ;
 Phantom section: Center Section

DASY5 Configuration:

- Probe: EX3DV4 - SN7431; ConvF(7.31, 7.31, 7.31); Calibrated: 2017/9/30;
- Sensor-Surface: 1.4mm (Mechanical Surface Detection)
- Electronics: DAE4 Sn772; Calibrated: 2017/10/9
- Phantom: Triple Flat Phantom 5.1C; Type: QD 000 P51 CA; Serial: 1130
- Measurement SW: DASY52, Version 52.8 (8);

Area Scan (161x51x1): Interpolated grid: dx=1.200 mm, dy=1.200 mm

Maximum value of SAR (interpolated) = 0.0475 W/kg

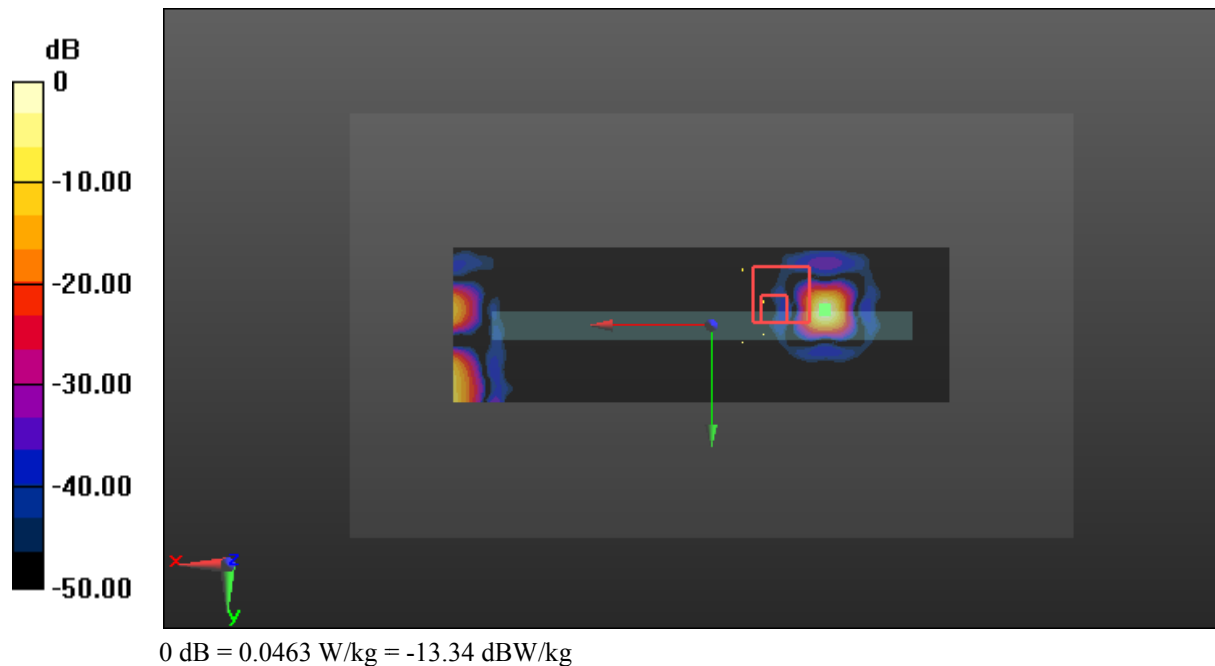
Zoom Scan (7x6x7)/Cube 0: Measurement grid: dx=8mm, dy=8mm, dz=5mm

Reference Value = 4.146 V/m; Power Drift = -0.11 dB

Peak SAR (extrapolated) = 0.0540 W/kg

SAR(1 g) = 0.00712 W/kg; SAR(10 g) = 0.00107 W/kg

Maximum value of SAR (measured) = 0.0463 W/kg



Test Plot 260#: Antenna 2(Down Antenna)_LTE Band 38_Body Right_Middle_1RB

DUT: LTE SMARTPHONE; Type: RG850; Serial: 18071000621

Communication System: Generic TDD-LTE; Frequency: 2595 MHz; Duty Cycle: 1:2
 Medium parameters used: $f = 2595$ MHz; $\sigma = 2.134$ S/m; $\epsilon_r = 52.707$; $\rho = 1000$ kg/m³ ;
 Phantom section: Center Section

DASY5 Configuration:

- Probe: EX3DV4 - SN7431; ConvF(7.31, 7.31, 7.31); Calibrated: 2017/9/30;
- Sensor-Surface: 1.4mm (Mechanical Surface Detection)
- Electronics: DAE4 Sn772; Calibrated: 2017/10/9
- Phantom: Triple Flat Phantom 5.1C; Type: QD 000 P51 CA; Serial: 1130
- Measurement SW: DASY52, Version 52.8 (8);

Area Scan (161x51x1): Interpolated grid: dx=1.200 mm, dy=1.200 mm

Maximum value of SAR (interpolated) = 0.0297 W/kg


Zoom Scan (5x5x7)/Cube 0: Measurement grid: dx=8mm, dy=8mm, dz=5mm

Reference Value = 3.078 V/m; Power Drift = 0.01 dB

Peak SAR (extrapolated) = 0.0440 W/kg

SAR(1 g) = 0.018 W/kg; SAR(10 g) = 0.010 W/kg

Maximum value of SAR (measured) = 0.0309 W/kg



Test Plot 261#: Antenna 2(Down Antenna)_LTE Band 38_Body Right_Middle_50%RB**DUT: LTE SMARTPHONE; Type: RG850; Serial: 18071000621**

Communication System: Generic TDD-LTE; Frequency: 2595 MHz; Duty Cycle: 1:2
Medium parameters used: $f = 2595$ MHz; $\sigma = 2.134$ S/m; $\epsilon_r = 52.707$; $\rho = 1000$ kg/m³ ;
Phantom section: Center Section

DASY5 Configuration:

- Probe: EX3DV4 - SN7431; ConvF(7.31, 7.31, 7.31); Calibrated: 2017/9/30;
- Sensor-Surface: 1.4mm (Mechanical Surface Detection)
- Electronics: DAE4 Sn772; Calibrated: 2017/10/9
- Phantom: Triple Flat Phantom 5.1C; Type: QD 000 P51 CA; Serial: 1130
- Measurement SW: DASY52, Version 52.8 (8);

Area Scan (161x51x1): Interpolated grid: dx=1.200 mm, dy=1.200 mm

Maximum value of SAR (interpolated) = 0.0237 W/kg

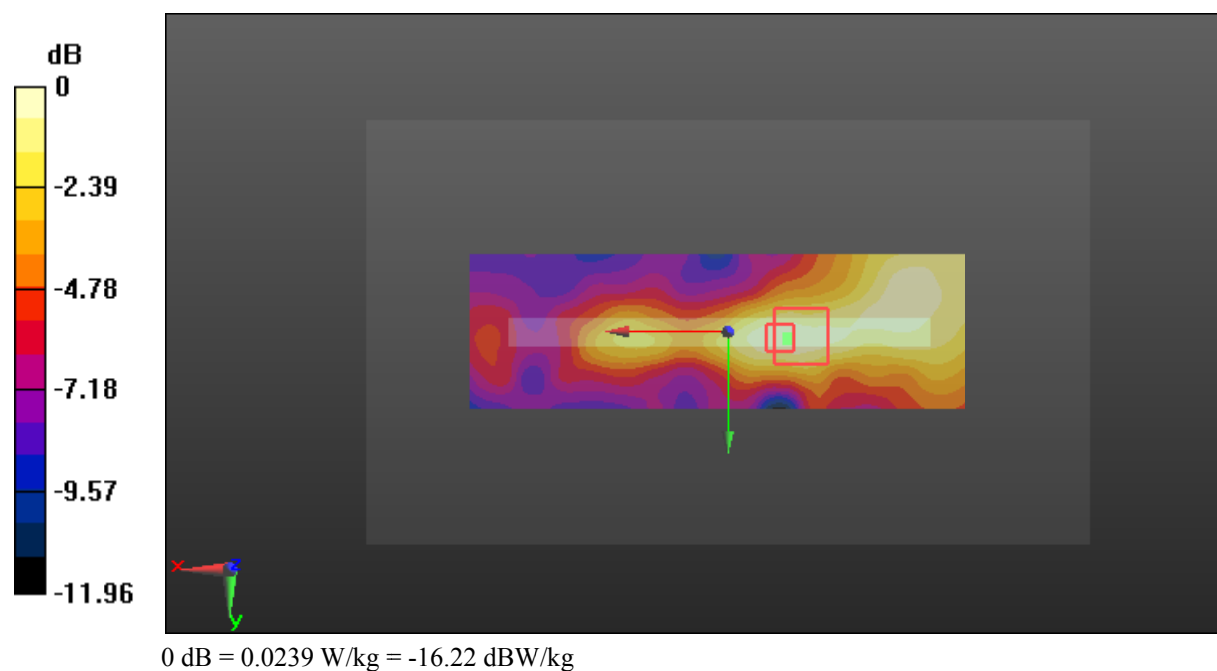
Zoom Scan (5x5x7)/Cube 0: Measurement grid: dx=8mm, dy=8mm, dz=5mm

Reference Value = 2.624 V/m; Power Drift = 0.13 dB

Peak SAR (extrapolated) = 0.0730 W/kg

SAR(1 g) = 0.015 W/kg; SAR(10 g) = 0.00879 W/kg

Maximum value of SAR (measured) = 0.0239 W/kg



Test Plot 262#: Antenna 2(Down Antenna)_LTE Band 38_Body Bottom_Middle_1RB**DUT: LTE SMARTPHONE; Type: RG850; Serial: 18071000621**

Communication System: Generic TDD-LTE; Frequency: 2595 MHz; Duty Cycle: 1:2
Medium parameters used: $f = 2595$ MHz; $\sigma = 2.134$ S/m; $\epsilon_r = 52.707$; $\rho = 1000$ kg/m³ ;
Phantom section: Center Section

DASY5 Configuration:

- Probe: EX3DV4 - SN7431; ConvF(7.31, 7.31, 7.31); Calibrated: 2017/9/30;
- Sensor-Surface: 1.4mm (Mechanical Surface Detection)
- Electronics: DAE4 Sn772; Calibrated: 2017/10/9
- Phantom: Triple Flat Phantom 5.1C; Type: QD 000 P51 CA; Serial: 1130
- Measurement SW: DASY52, Version 52.8 (8);

Area Scan (51x91x1): Interpolated grid: dx=1.200 mm, dy=1.200 mm

Maximum value of SAR (interpolated) = 0.491 W/kg


Zoom Scan (6x6x7)/Cube 0: Measurement grid: dx=8mm, dy=8mm, dz=5mm

Reference Value = 10.74 V/m; Power Drift = -0.16 dB

Peak SAR (extrapolated) = 0.358 W/kg

SAR(1 g) = 0.171 W/kg; SAR(10 g) = 0.057 W/kg

Maximum value of SAR (measured) = 0.290 W/kg



Test Plot 263#: Antenna 2(Down Antenna)_LTE Band 38_Body Bottom_Middle_50%RB**DUT: LTE SMARTPHONE; Type: RG850; Serial: 18071000621**

Communication System: Generic TDD-LTE; Frequency: 2595 MHz; Duty Cycle: 1:2
Medium parameters used: $f = 2595$ MHz; $\sigma = 2.134$ S/m; $\epsilon_r = 52.707$; $\rho = 1000$ kg/m³ ;
Phantom section: Center Section

DASY5 Configuration:

- Probe: EX3DV4 - SN7431; ConvF(7.31, 7.31, 7.31); Calibrated: 2017/9/30;
- Sensor-Surface: 1.4mm (Mechanical Surface Detection)
- Electronics: DAE4 Sn772; Calibrated: 2017/10/9
- Phantom: Triple Flat Phantom 5.1C; Type: QD 000 P51 CA; Serial: 1130
- Measurement SW: DASY52, Version 52.8 (8);

Area Scan (51x91x1): Interpolated grid: dx=1.200 mm, dy=1.200 mm

Maximum value of SAR (interpolated) = 0.443 W/kg


Zoom Scan (6x6x7)/Cube 0: Measurement grid: dx=8mm, dy=8mm, dz=5mm

Reference Value = 9.621 V/m; Power Drift = -0.12 dB

Peak SAR (extrapolated) = 0.345 W/kg

SAR(1 g) = 0.116 W/kg; SAR(10 g) = 0.038 W/kg

Maximum value of SAR (measured) = 0.224 W/kg



Test Plot 264#: WLAN 2.4G_Head Left Cheek_Middle**DUT: LTE SMARTPHONE; Type: RG850; Serial: 18071000621**

Communication System: IEEE 802.11b WiFi 2.4 GHz; Frequency: 2437 MHz; Duty Cycle: 1:1

Medium parameters used: $f = 2437$ MHz; $\sigma = 1.765$ S/m; $\epsilon_r = 40.098$; $\rho = 1000$ kg/m³

Phantom section: Left Section

DASY5 Configuration:

- Probe: EX3DV4 - SN7431; ConvF(7.86, 7.86, 7.86); Calibrated: 2017/9/30;
- Sensor-Surface: 1.4mm (Mechanical Surface Detection)
- Electronics: DAE4 Sn772; Calibrated: 2017/10/9
- Phantom: Twin SAM; Type: Twin SAM V5.0; Serial: 1412
- Measurement SW: DASY52, Version 52.8 (8);

Area Scan (141x81x1): Interpolated grid: dx=1.200 mm, dy=1.200 mm

Maximum value of SAR (interpolated) = 0.248 W/kg


Zoom Scan (5x5x7)/Cube 0: Measurement grid: dx=8mm, dy=8mm, dz=5mm

Reference Value = 9.073 V/m; Power Drift = 0.16 dB

Peak SAR (extrapolated) = 0.342 W/kg

SAR(1 g) = 0.172 W/kg; SAR(10 g) = 0.082 W/kg

Maximum value of SAR (measured) = 0.275 W/kg



0 dB = 0.275 W/kg = -5.61 dBW/kg

Test Plot 265#: WLAN 2.4G_Head Left Tilt_Middle**DUT: LTE SMARTPHONE; Type: RG850; Serial: 18071000621**

Communication System: IEEE 802.11b WiFi 2.4 GHz; Frequency: 2437 MHz; Duty Cycle: 1:1

Medium parameters used: $f = 2437$ MHz; $\sigma = 1.765$ S/m; $\epsilon_r = 40.098$; $\rho = 1000$ kg/m³

Phantom section: Left Section

DASY5 Configuration:

- Probe: EX3DV4 - SN7431; ConvF(7.86, 7.86, 7.86); Calibrated: 2017/9/30;
- Sensor-Surface: 1.4mm (Mechanical Surface Detection)
- Electronics: DAE4 Sn772; Calibrated: 2017/10/9
- Phantom: Twin SAM; Type: Twin SAM V5.0; Serial: 1412
- Measurement SW: DASY52, Version 52.8 (8);

Area Scan (151x81x1): Interpolated grid: dx=1.200 mm, dy=1.200 mm

Maximum value of SAR (interpolated) = 0.229 W/kg


Zoom Scan (5x5x7)/Cube 0: Measurement grid: dx=8mm, dy=8mm, dz=5mm

Reference Value = 5.300 V/m; Power Drift = 0.02 dB

Peak SAR (extrapolated) = 0.383 W/kg

SAR(1 g) = 0.161 W/kg; SAR(10 g) = 0.068 W/kg

Maximum value of SAR (measured) = 0.317 W/kg



0 dB = 0.317 W/kg = -4.99 dBW/kg

Test Plot 266#: WLAN 2.4G_Head Right Cheek_Low**DUT: LTE SMARTPHONE; Type: RG850; Serial: 18071000621**

Communication System: IEEE 802.11b WiFi 2.4 GHz; Frequency: 2412 MHz; Duty Cycle: 1:1

Medium parameters used: $f = 2412$ MHz; $\sigma = 1.734$ S/m; $\epsilon_r = 40.243$; $\rho = 1000$ kg/m³

Phantom section: Right Section

DASY5 Configuration:

- Probe: EX3DV4 - SN7431; ConvF(7.86, 7.86, 7.86); Calibrated: 2017/9/30;
- Sensor-Surface: 1.4mm (Mechanical Surface Detection)
- Electronics: DAE4 Sn772; Calibrated: 2017/10/9
- Phantom: Twin SAM; Type: Twin SAM V5.0; Serial: 1412
- Measurement SW: DASY52, Version 52.8 (8);

Area Scan (141x81x1): Interpolated grid: dx=1.200 mm, dy=1.200 mm

Maximum value of SAR (interpolated) = 0.385 W/kg


Zoom Scan (5x5x7)/Cube 0: Measurement grid: dx=8mm, dy=8mm, dz=5mm

Reference Value = 5.500 V/m; Power Drift = 0.12 dB

Peak SAR (extrapolated) = 0.476 W/kg

SAR(1 g) = 0.204 W/kg; SAR(10 g) = 0.086 W/kg

Maximum value of SAR (measured) = 0.381 W/kg



0 dB = 0.381 W/kg = -4.19 dBW/kg

Test Plot 267#: WLAN 2.4G_Head Right Cheek_Middle**DUT: LTE SMARTPHONE; Type: RG850; Serial: 18071000621**

Communication System: IEEE 802.11b WiFi 2.4 GHz; Frequency: 2437 MHz; Duty Cycle: 1:1

Medium parameters used: $f = 2437$ MHz; $\sigma = 1.765$ S/m; $\epsilon_r = 40.098$; $\rho = 1000$ kg/m³

Phantom section: Right Section

DASY5 Configuration:

- Probe: EX3DV4 - SN7431; ConvF(7.86, 7.86, 7.86); Calibrated: 2017/9/30;
- Sensor-Surface: 1.4mm (Mechanical Surface Detection)
- Electronics: DAE4 Sn772; Calibrated: 2017/10/9
- Phantom: Twin SAM; Type: Twin SAM V5.0; Serial: 1412
- Measurement SW: DASY52, Version 52.8 (8);

Area Scan (141x81x1): Interpolated grid: dx=1.200 mm, dy=1.200 mm

Maximum value of SAR (interpolated) = 0.425 W/kg


Zoom Scan (5x5x7)/Cube 0: Measurement grid: dx=8mm, dy=8mm, dz=5mm

Reference Value = 6.820 V/m; Power Drift = -0.14 dB

Peak SAR (extrapolated) = 0.536 W/kg

SAR(1 g) = 0.223 W/kg; SAR(10 g) = 0.093 W/kg

Maximum value of SAR (measured) = 0.425 W/kg



0 dB = 0.425 W/kg = -3.72 dBW/kg

Test Plot 268#: WLAN 2.4G_Head Right Cheek_High**DUT: LTE SMARTPHONE; Type: RG850; Serial: 18071000621**

Communication System: IEEE 802.11b WiFi 2.4 GHz; Frequency: 2462 MHz; Duty Cycle: 1:1

Medium parameters used: $f = 2462$ MHz; $\sigma = 1.82$ S/m; $\epsilon_r = 39.009$; $\rho = 1000$ kg/m³

Phantom section: Right Section

DASY5 Configuration:

- Probe: EX3DV4 - SN7431; ConvF(7.86, 7.86, 7.86); Calibrated: 2017/9/30;
- Sensor-Surface: 1.4mm (Mechanical Surface Detection)
- Electronics: DAE4 Sn772; Calibrated: 2017/10/9
- Phantom: Twin SAM; Type: Twin SAM V5.0; Serial: 1412
- Measurement SW: DASY52, Version 52.8 (8);

Area Scan (141x81x1): Interpolated grid: dx=1.200 mm, dy=1.200 mm

Maximum value of SAR (interpolated) = 0.427 W/kg

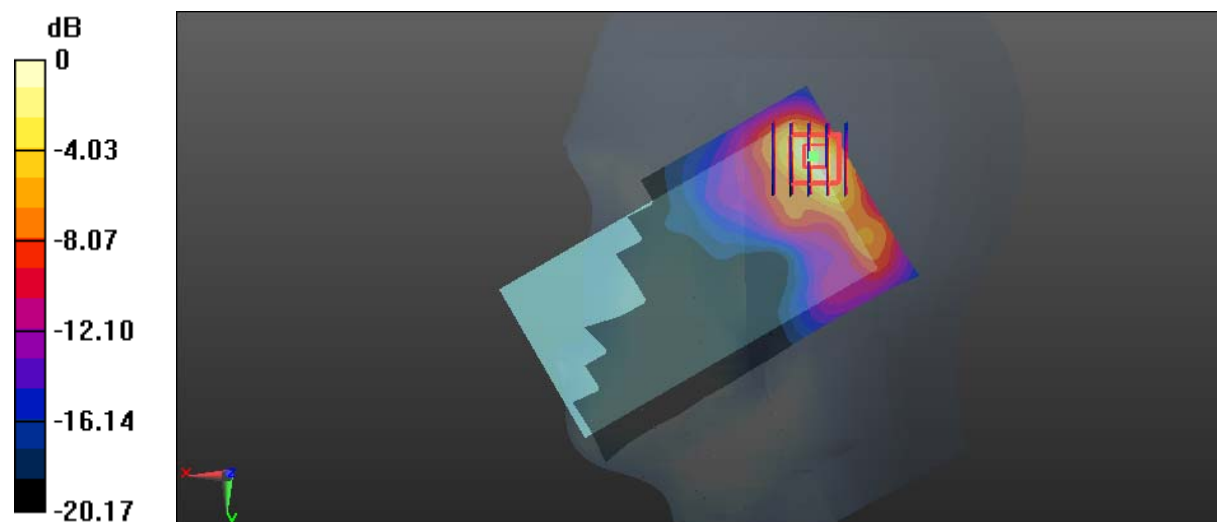
Zoom Scan (5x5x7)/Cube 0: Measurement grid: dx=8mm, dy=8mm, dz=5mm

Reference Value = 5.711 V/m; Power Drift = -0.08 dB

Peak SAR (extrapolated) = 0.534 W/kg

SAR(1 g) = 0.222 W/kg; SAR(10 g) = 0.093 W/kg

Maximum value of SAR (measured) = 0.426 W/kg



0 dB = 0.426 W/kg = -3.71 dBW/kg

Test Plot 269#: WLAN 2.4G_Head Right Tilt_Middle**DUT: LTE SMARTPHONE; Type: RG850; Serial: 18071000621**

Communication System: IEEE 802.11b WiFi 2.4 GHz; Frequency: 2437 MHz; Duty Cycle: 1:1

Medium parameters used: $f = 2437$ MHz; $\sigma = 1.765$ S/m; $\epsilon_r = 40.098$; $\rho = 1000$ kg/m³

Phantom section: Right Section

DASY5 Configuration:

- Probe: EX3DV4 - SN7431; ConvF(7.86, 7.86, 7.86); Calibrated: 2017/9/30;
- Sensor-Surface: 1.4mm (Mechanical Surface Detection)
- Electronics: DAE4 Sn772; Calibrated: 2017/10/9
- Phantom: Twin SAM; Type: Twin SAM V5.0; Serial: 1412
- Measurement SW: DASY52, Version 52.8 (8);

Area Scan (141x81x1): Interpolated grid: dx=1.200 mm, dy=1.200 mm

Maximum value of SAR (interpolated) = 0.187 W/kg

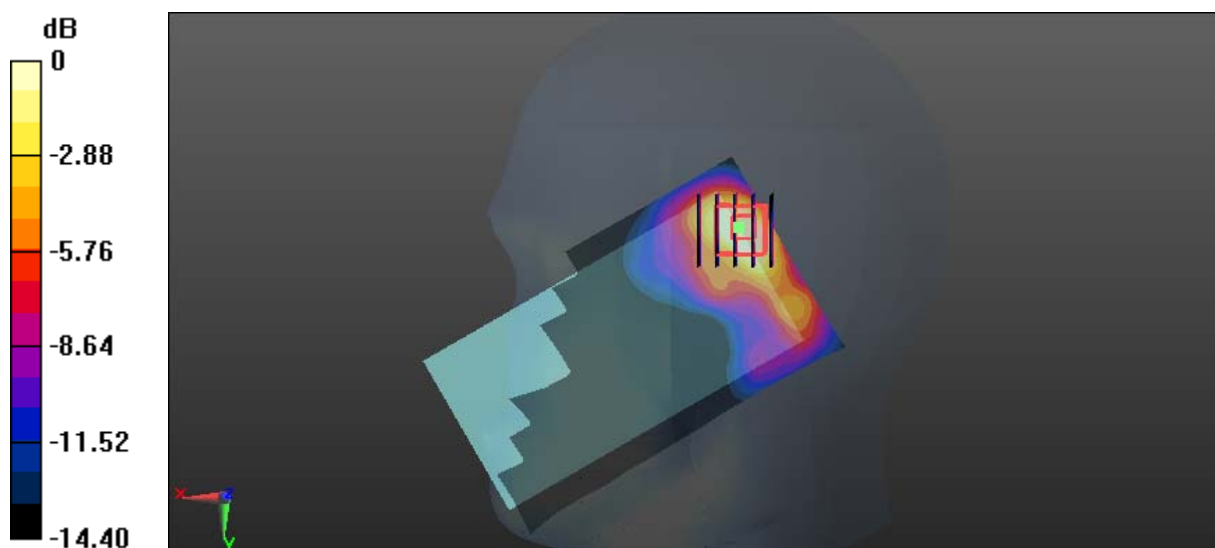
Zoom Scan (5x5x7)/Cube 0: Measurement grid: dx=8mm, dy=8mm, dz=5mm

Reference Value = 4.726 V/m; Power Drift = 0.10 dB

Peak SAR (extrapolated) = 0.253 W/kg

SAR(1 g) = 0.106 W/kg; SAR(10 g) = 0.044 W/kg

Maximum value of SAR (measured) = 0.192 W/kg



0 dB = 0.192 W/kg = -7.17 dBW/kg

Test Plot 270#: WLAN 2.4G_Body Back_Low**DUT: LTE SMARTPHONE; Type: RG850; Serial: 18071000621**

Communication System: IEEE 802.11b WiFi 2.4 GHz; Frequency: 2412 MHz; Duty Cycle: 1:1

Medium parameters used: $f = 2412$ MHz; $\sigma = 1.915$ S/m; $\epsilon_r = 54.367$; $\rho = 1000$ kg/m³

Phantom section: Center Section

DASY5 Configuration:

- Probe: EX3DV4 - SN7431; ConvF(7.62, 7.62, 7.62); Calibrated: 2017/9/30;
- Sensor-Surface: 1.4mm (Mechanical Surface Detection)
- Electronics: DAE4 Sn772; Calibrated: 2017/10/9
- Phantom: Triple Flat Phantom 5.1C; Type: QD 000 P51 CA; Serial: 1130
- Measurement SW: DASY52, Version 52.8 (8);

Area Scan (141x81x1): Interpolated grid: dx=1.200 mm, dy=1.200 mm

Maximum value of SAR (interpolated) = 0.158 W/kg


Zoom Scan (5x5x7)/Cube 0: Measurement grid: dx=8mm, dy=8mm, dz=5mm

Reference Value = 2.148 V/m; Power Drift = 0.10 dB

Peak SAR (extrapolated) = 0.136 W/kg

SAR(1 g) = 0.077 W/kg; SAR(10 g) = 0.049 W/kg

Maximum value of SAR (measured) = 0.109 W/kg



0 dB = 0.109 W/kg = -9.63 dBW/kg

Test Plot 271#: WLAN 2.4G_Body Back_Middle**DUT: LTE SMARTPHONE; Type: RG850; Serial: 18071000621**

Communication System: IEEE 802.11b WiFi 2.4 GHz; Frequency: 2437 MHz; Duty Cycle: 1:1

Medium parameters used: $f = 2437$ MHz; $\sigma = 1.943$ S/m; $\epsilon_r = 54.227$; $\rho = 1000$ kg/m³

Phantom section: Center Section

DASY5 Configuration:

- Probe: EX3DV4 - SN7431; ConvF(7.62, 7.62, 7.62); Calibrated: 2017/9/30;
- Sensor-Surface: 1.4mm (Mechanical Surface Detection)
- Electronics: DAE4 Sn772; Calibrated: 2017/10/9
- Phantom: Triple Flat Phantom 5.1C; Type: QD 000 P51 CA; Serial: 1130
- Measurement SW: DASY52, Version 52.8 (8);

Area Scan (141x81x1): Interpolated grid: dx=1.200 mm, dy=1.200 mm

Maximum value of SAR (interpolated) = 0.166 W/kg


Zoom Scan (5x5x7)/Cube 0: Measurement grid: dx=8mm, dy=8mm, dz=5mm

Reference Value = 4.271 V/m; Power Drift = 0.19 dB

Peak SAR (extrapolated) = 0.217 W/kg

SAR(1 g) = 0.112 W/kg; SAR(10 g) = 0.066 W/kg

Maximum value of SAR (measured) = 0.178 W/kg



0 dB = 0.178 W/kg = -7.50 dBW/kg

Test Plot 272#: WLAN 2.4G_Body Back_High

DUT: LTE SMARTPHONE; Type: RG850; Serial: 18071000621

Communication System: IEEE 802.11b WiFi 2.4 GHz; Frequency: 2462 MHz; Duty Cycle: 1:1

Medium parameters used: $f = 2462$ MHz; $\sigma = 1.98$ S/m; $\epsilon_r = 53.324$; $\rho = 1000$ kg/m³

Phantom section: Center Section

DASY5 Configuration:

- Probe: EX3DV4 - SN7431; ConvF(7.62, 7.62, 7.62); Calibrated: 2017/9/30;
- Sensor-Surface: 1.4mm (Mechanical Surface Detection)
- Electronics: DAE4 Sn772; Calibrated: 2017/10/9
- Phantom: Triple Flat Phantom 5.1C; Type: QD 000 P51 CA; Serial: 1130
- Measurement SW: DASY52, Version 52.8 (8);

Area Scan (141x81x1): Interpolated grid: dx=1.200 mm, dy=1.200 mm

Maximum value of SAR (interpolated) = 0.152 W/kg

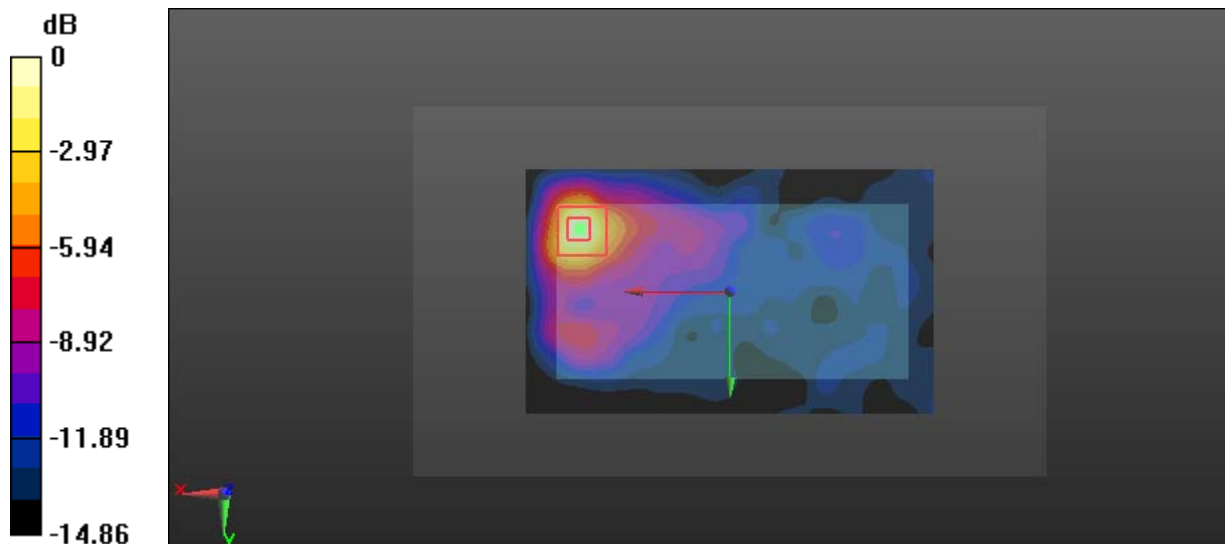
Zoom Scan (6x6x7)/Cube 0: Measurement grid: dx=8mm, dy=8mm, dz=5mm

Reference Value = 2.379 V/m; Power Drift = 0.07 dB

Peak SAR (extrapolated) = 0.179 W/kg

SAR(1 g) = 0.096 W/kg; SAR(10 g) = 0.052 W/kg

Maximum value of SAR (measured) = 0.145 W/kg



0 dB = 0.145 W/kg = -8.39 dBW/kg

Test Plot 273#: WLAN 2.4G_Body Right_Middle**DUT: LTE SMARTPHONE; Type: RG850; Serial: 18071000621**

Communication System: IEEE 802.11b WiFi 2.4 GHz; Frequency: 2437 MHz; Duty Cycle: 1:1

Medium parameters used: $f = 2437$ MHz; $\sigma = 1.943$ S/m; $\epsilon_r = 54.227$; $\rho = 1000$ kg/m³

Phantom section: Center Section

DASY5 Configuration:

- Probe: EX3DV4 - SN7431; ConvF(7.62, 7.62, 7.62); Calibrated: 2017/9/30;
- Sensor-Surface: 1.4mm (Mechanical Surface Detection)
- Electronics: DAE4 Sn772; Calibrated: 2017/10/9
- Phantom: Triple Flat Phantom 5.1C; Type: QD 000 P51 CA; Serial: 1130
- Measurement SW: DASY52, Version 52.8 (8);

Area Scan (141x51x1): Interpolated grid: dx=1.200 mm, dy=1.200 mm

Maximum value of SAR (interpolated) = 0.0710 W/kg

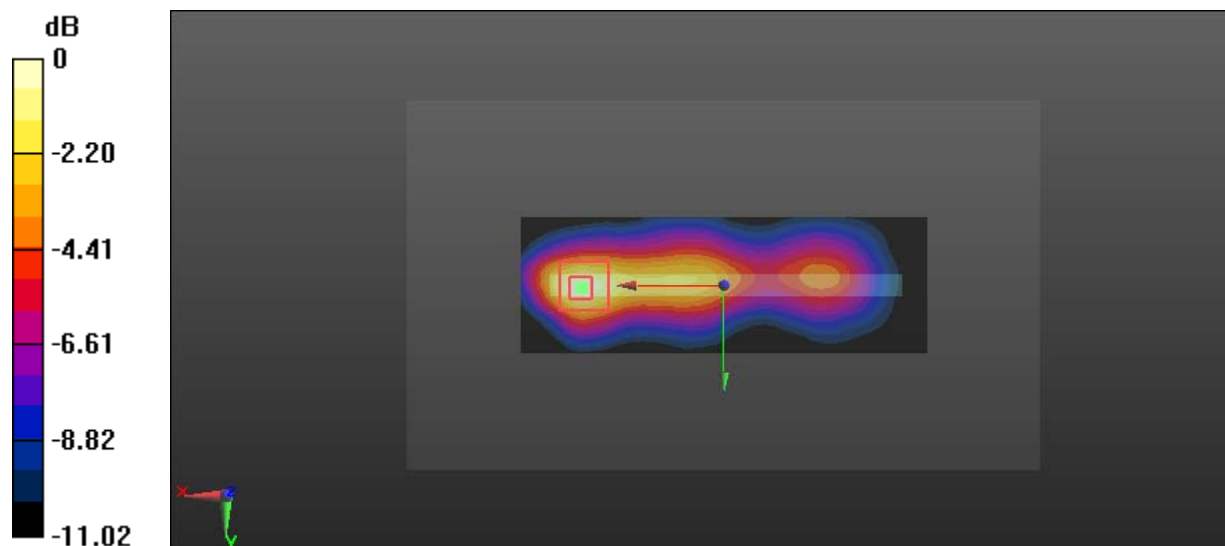
Zoom Scan (5x5x7)/Cube 0: Measurement grid: dx=8mm, dy=8mm, dz=5mm

Reference Value = 3.376 V/m; Power Drift = -0.04 dB

Peak SAR (extrapolated) = 0.0950 W/kg

SAR(1 g) = 0.052 W/kg; SAR(10 g) = 0.032 W/kg

Maximum value of SAR (measured) = 0.0800 W/kg



0 dB = 0.0800 W/kg = -10.97 dBW/kg

Test Plot 274#: WLAN 2.4G_Body Top_Middle**DUT: LTE SMARTPHONE; Type: RG850; Serial: 18071000621**

Communication System: IEEE 802.11b WiFi 2.4 GHz; Frequency: 2437 MHz; Duty Cycle: 1:1

Medium parameters used: $f = 2437$ MHz; $\sigma = 1.943$ S/m; $\epsilon_r = 54.227$; $\rho = 1000$ kg/m³

Phantom section: Center Section

DASY5 Configuration:

- Probe: EX3DV4 - SN7431; ConvF(7.62, 7.62, 7.62); Calibrated: 2017/9/30;
- Sensor-Surface: 1.4mm (Mechanical Surface Detection)
- Electronics: DAE4 Sn772; Calibrated: 2017/10/9
- Phantom: Triple Flat Phantom 5.1C; Type: QD 000 P51 CA; Serial: 1130
- Measurement SW: DASY52, Version 52.8 (8);

Area Scan (51x81x1): Interpolated grid: dx=1.200 mm, dy=1.200 mm

Maximum value of SAR (interpolated) = 0.128 W/kg

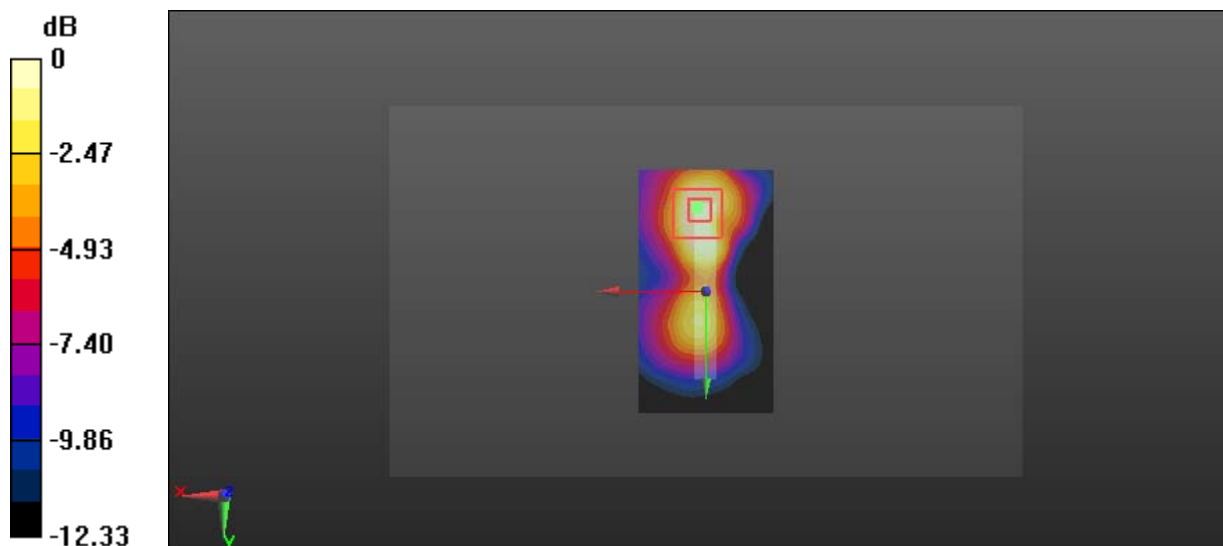
Zoom Scan (5x5x7)/Cube 0: Measurement grid: dx=8mm, dy=8mm, dz=5mm

Reference Value = 3.090 V/m; Power Drift = -0.01 dB

Peak SAR (extrapolated) = 0.158 W/kg

SAR(1 g) = 0.089 W/kg; SAR(10 g) = 0.046 W/kg

Maximum value of SAR (measured) = 0.133 W/kg



0 dB = 0.133 W/kg = -8.76 dBW/kg