

OTA TEST REPORT

Product RG750

Shenzhen Fu Bang Wireless Technology Co., Ltd. tested the above equipment in accordance with the requirements in **ANTI/IEEE Std 149-2008**. The test results show that the equipment tested is capable of demonstrating compliance with the Requirements as documented in this report.

Prepared by: Lunkang Yan

Approved by: Zhanghong Lai

Shenzhen Fu Bang Wireless Technology Co., Ltd.

Room 302, lianjian Industry Part, Huarong road, Longhua District, Shenzhen, P.R. China

1. Test Laboratory

1.1 Notes of the Test report

Shenzhen Fu Bang Wireless Technology Co., Ltd.

This report shall not be reproduced except in full, without the written approval of Shenzhen Fu Bang Wireless Technology Co., Ltd.

This report shall not be reproduced in full or partial. The results documented in this report apply only to the tested sample, under the conditions and modes of operation as described herein. Measurement Uncertainties were not taken into account and are published for informational purposes only. This report is written to support regulatory compliance of applicable standards stated above.

1.2 Test facility

GTSI800 Microwave Anechoic Chamber : testing frequency ranges from 600MHz to 6GHz .

1.3 Testing Location

Company: Power Idea Technology (Shenzhen) Co., Ltd.

Address: 4th Floor, A Section ,Languang Science&technology Building, No. 7
Xinxi RD,Hi-Tech Industrial Park

Contact: alex.ma

Telephone: 13510238910

E-mail: alex.ma@ruggear.com

1.4 Laboratory Environment

Temperature	Min.= 19°C , Max.=25°C	
Relative humidity	Min.=40% , Max.=72%	
Shield effect	0.6-7GHz	>100dB
Ground resistance	<0.5 Ω	

2. General Description of Equipment under Test

2.1 Applicant and Manufacturer information

Applicant Name	Shenzhen General Test System Co., Ltd
-----------------------	---------------------------------------

Shenzhen Fu Bang Wireless Technology Co., Ltd.

This report shall not be reproduced except in full, without the written approval of Shenzhen Fu Bang Wireless Technology Co., Ltd.

OTA Test Report

Applicant address	Building C-A7 Suite 805,2190 Liuxian Avenue, Nanshan District, Shenzhen, P.R. China
Manufacturer Name	Shenzhen General Test System Co., Ltd
Manufacturer address	Building C-A7 Suite 805,2190 Liuxian Avenue, Nanshan District, Shenzhen, P.R. China

2.2 General information

EUT Description	
Product Name	RayZone1800
Model	GTS-ANT D-H
HW Version	RayZone1800 V1.0
SW Version	MaxSign 100
Antenna Type	PIFA Antenna
Antenna Manufacturer	Shenzhen General Test System Co., Ltd
Test Frequency	700MHz-5.8GHz

2.3 Applied Standards

According to the specifications of the manufacturer, it must comply with the requirements of the following standards:

Test Method: **ANSI/IEEE Std 149-2008**

3. Test Conditions

3.1 Test Configuration

The method is used to measure the antenna 3D GAIN of EUT in OTA qualified anechoic chamber. Equipment Under Test (EUT) geometry centre vertical projection at the centre of platform, the distance from EUT to measurement antenna is 1m.

3.2 Test Measurement

Spherical coordinate system

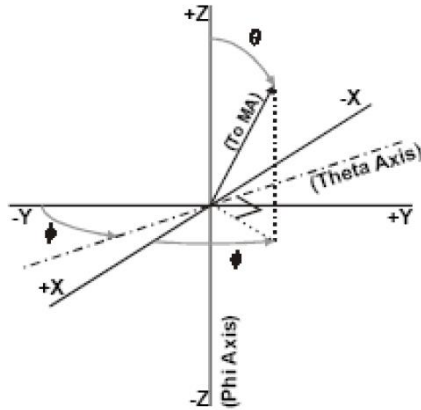
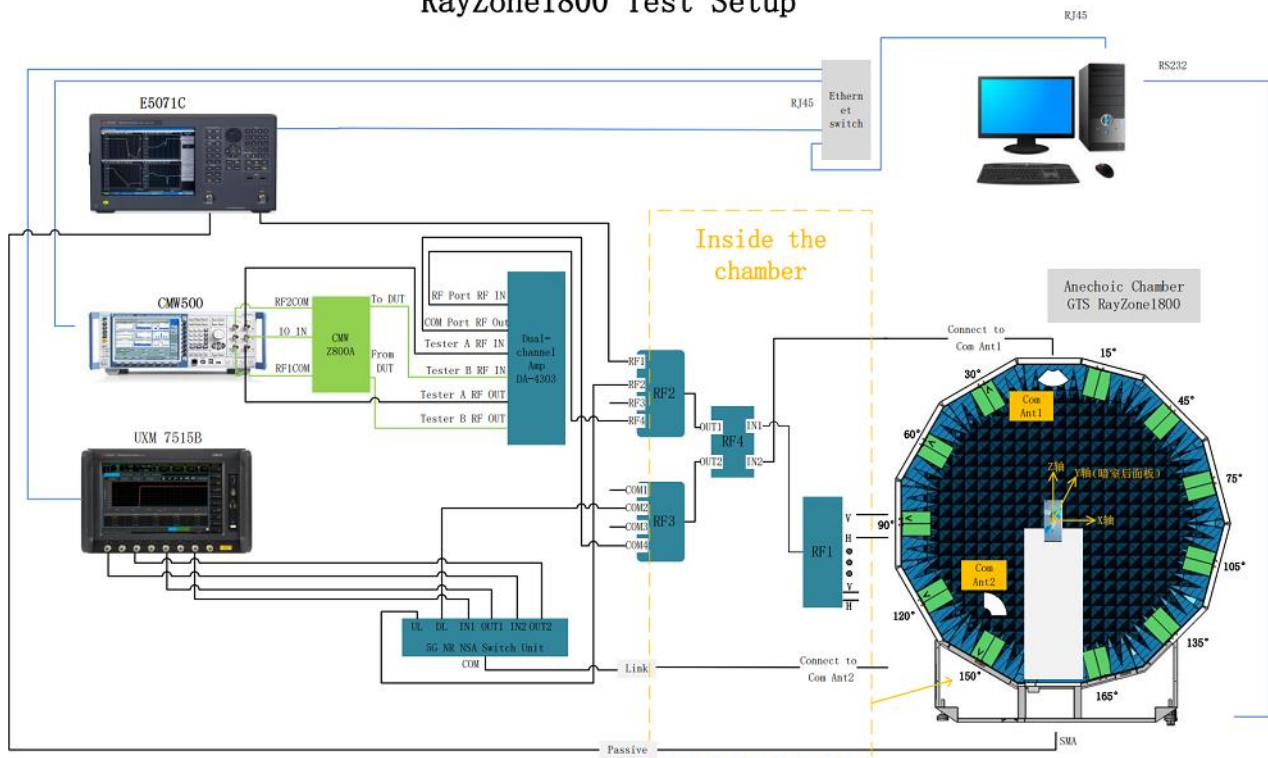


Figure 1 Test coordinate system

Note: Theta is from 0-180degree. Phi is from EUT and record the Date, the step of rotation is 15 degree.

Test Setup

RayZone1800 Test Setup



4. Test Results

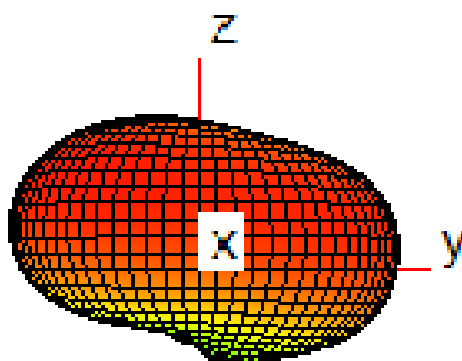
4.1 Gain and Efficiency

MODE	Gain (dBi)
WIFI/BT 2.4G	-2.2
WIFI 5G	-1.4
GPS	-0.9

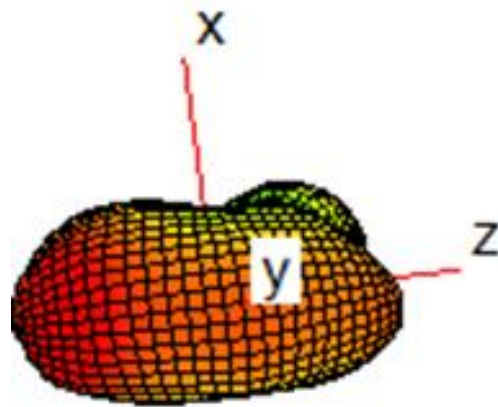
5. Equipment List

Type of Equipment	Manufacture	Model Number
Network Analyzer	Key sight	E5071C
Switch control System	GTS	RayZone1800
Software	GTS	MaxSign 100 Patten Measurement software

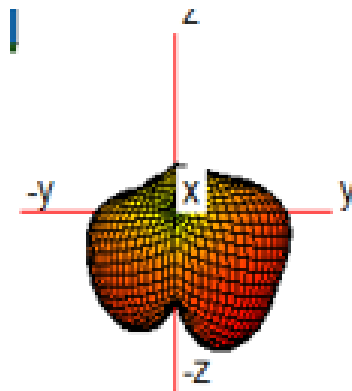
ANNEX A 3-D Patten Plots



1575MHz



2400MHz



5GHZ WIFI

ANNEX B: The EUT Appearance and Test Configuration

B.1 EUT Appearance