

Appendix D. Photographs of the Test Set-Up

| | |
|--|--|
| Photo 1: Right Cheek | Photo 2: Right Tilted |
|  A close-up photograph of a white mannequin's right cheek. A black and yellow measurement device is positioned horizontally against the cheek, resting on a black mounting bracket. |  A close-up photograph of the same measurement device on the mannequin's right cheek, but tilted upwards at an angle. |
| Photo 3: Left Cheek | Photo 4: Left Tilted |
|  A close-up photograph of a white mannequin's left cheek. The black and yellow measurement device is positioned horizontally against the cheek, supported by a black mounting bracket. |  A close-up photograph of the measurement device on the mannequin's left cheek, tilted upwards. |
| Photo 5: Front Face_0cm | Photo 6: Front Face_1.0cm |
|  A close-up photograph of the measurement device positioned horizontally against the front of a white mannequin's face, at a distance of 0 cm. |  A close-up photograph of the measurement device positioned horizontally against the front of a white mannequin's face, at a distance of 1.0 cm. |

Photo 7: Rear Face_0cm



Photo 8: Rear Face_1.0cm



Photo 9: Left Side_1.0cm




Photo 10: Bottom Side_1.0cm




Photo 11: Right Side_0cm




Photo 12: Right Side_1.0cm




Photo 13: Top Side_0cm



Photo 14: Top Side_1.0cm

