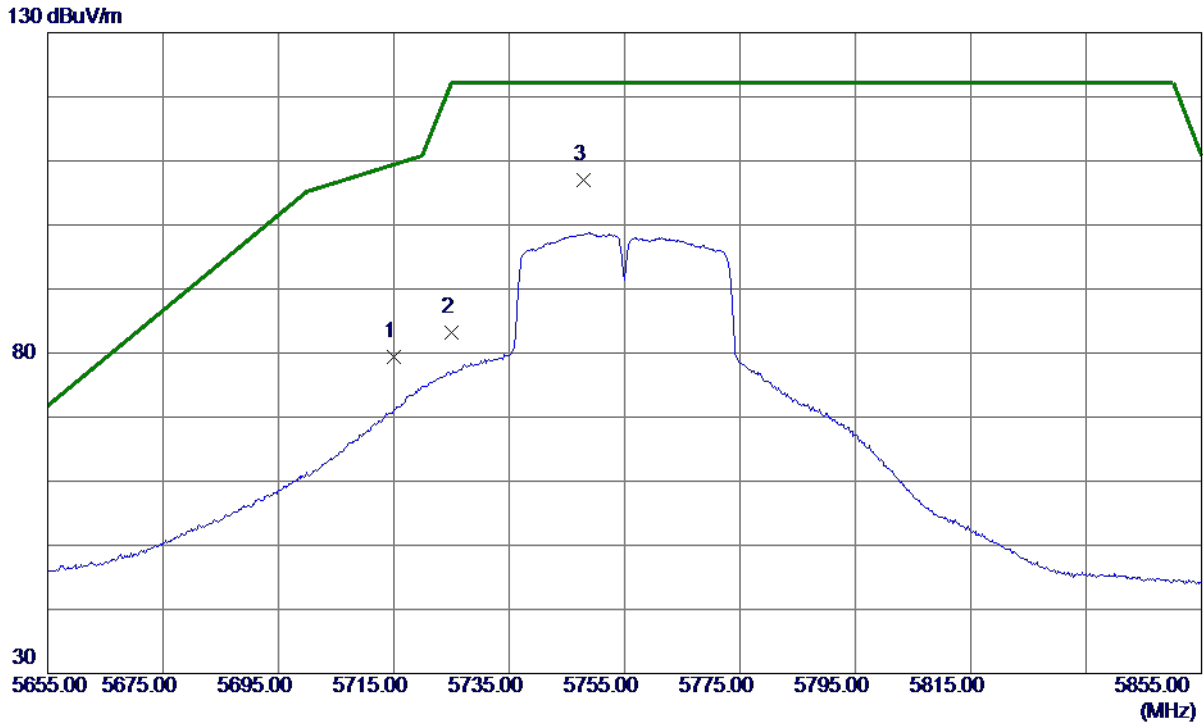


Orthogonal Axis	X
Test Mode	UNII-3_TX N (HT40) Mode 5755 MHz

Vertical



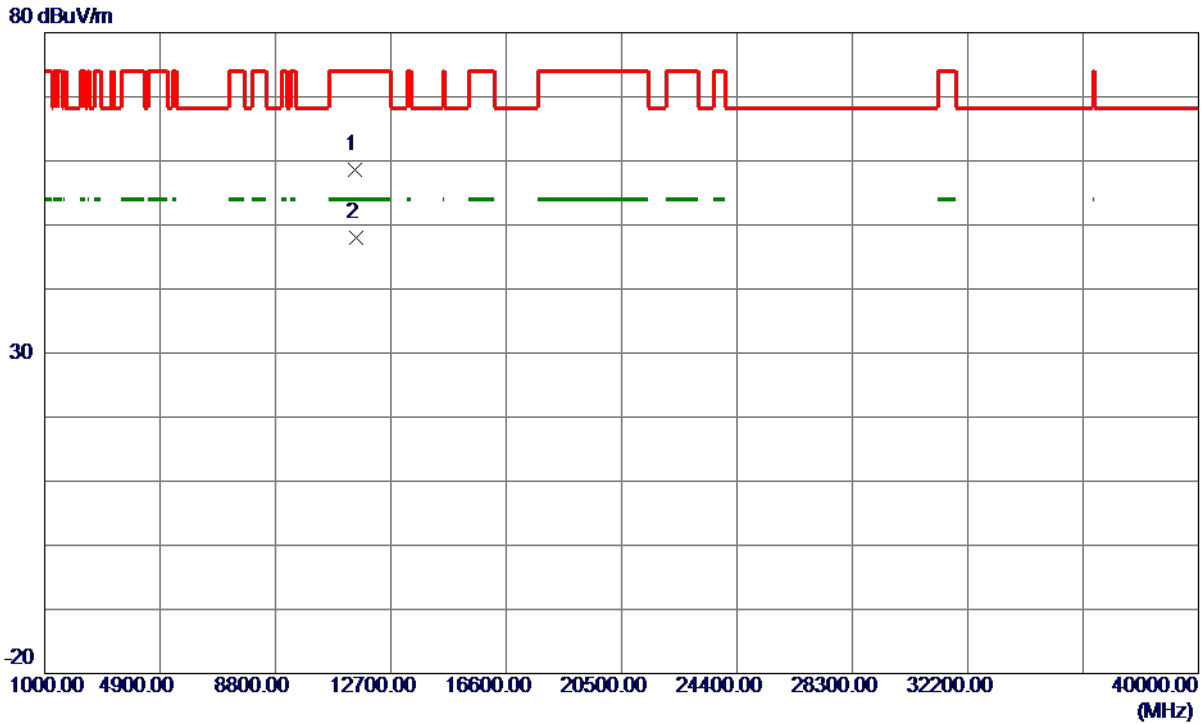
No.	Freq. MHz	Reading Level dBuV/m	Correct Factor dB	Measure ment dBuV/m	Limit dBuV/m	Margin dB	Detector	Comment
1	5715.0000	63.01	16.48	79.49	109.40	-29.91	Peak	
2	5725.0000	66.65	16.52	83.17	122.20	-39.03	Peak	
3 *	5747.9000	90.49	16.61	107.10	122.20	-15.10	Peak	No Limit

REMARKS:

- (1) Measurement Value = Reading Level + Correct Factor.
- (2) Margin Level = Measurement Value - Limit Value.

Orthogonal Axis	X
Test Mode	UNII-3_TX N (HT40) Mode 5755 MHz

Vertical



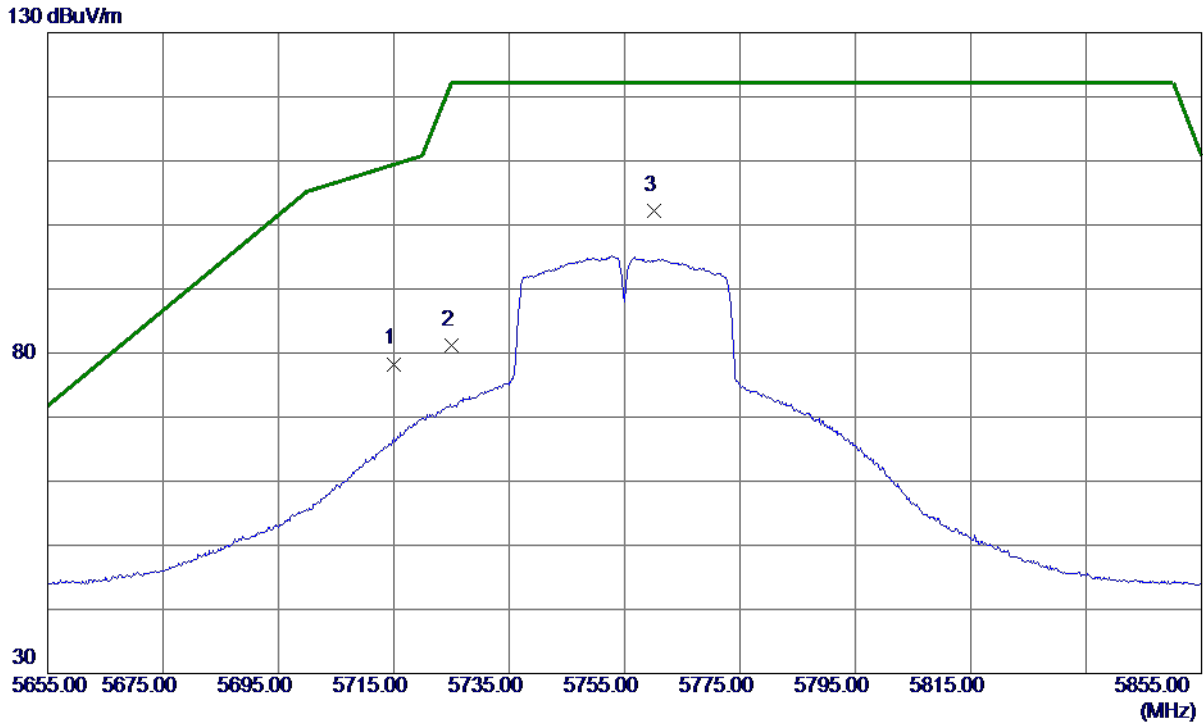
No.	Freq. MHz	Reading Level dBuV/m	Correct Factor dB	Measure ment dBuV/m	Limit dBuV/m	Margin dB	Detector	Comment
1	11504.1000	44.44	14.10	58.54	74.00	-15.46	Peak	
2 *	11510.2000	33.84	14.10	47.94	54.00	-6.06	AVG	

REMARKS:

- (1) Measurement Value = Reading Level + Correct Factor.
- (2) Margin Level = Measurement Value - Limit Value.

Orthogonal Axis	X
Test Mode	UNII-3_TX N (HT40) Mode 5755 MHz

Horizontal



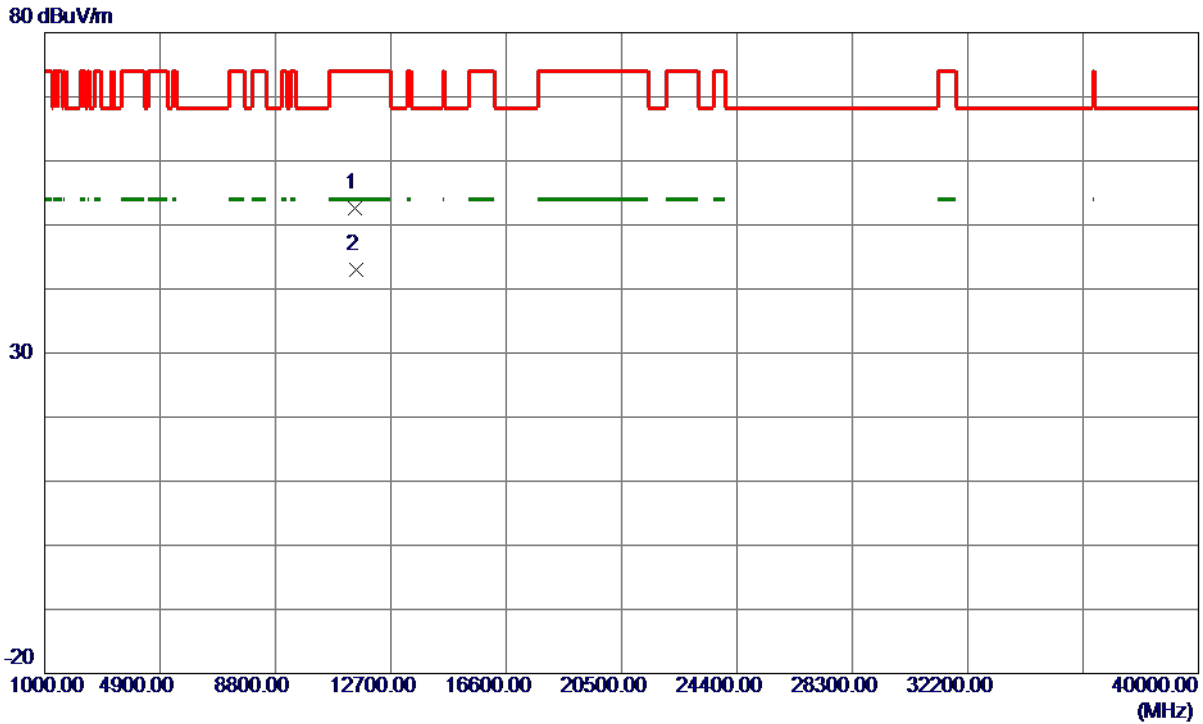
No.	Freq. MHz	Reading Level dBuV/m	Correct Factor dB	Measure ment dBuV/m	Limit dBuV/m	Margin dB	Detector	Comment
1	5715.0000	61.82	16.48	78.30	109.40	-31.10	Peak	
2	5725.0000	64.63	16.52	81.15	122.20	-41.05	Peak	
3 *	5760.1000	85.46	16.66	102.12	122.20	-20.08	Peak	No Limit

REMARKS:

- (1) Measurement Value = Reading Level + Correct Factor.
- (2) Margin Level = Measurement Value - Limit Value.

Orthogonal Axis	X
Test Mode	UNII-3_TX N (HT40) Mode 5755 MHz

Horizontal



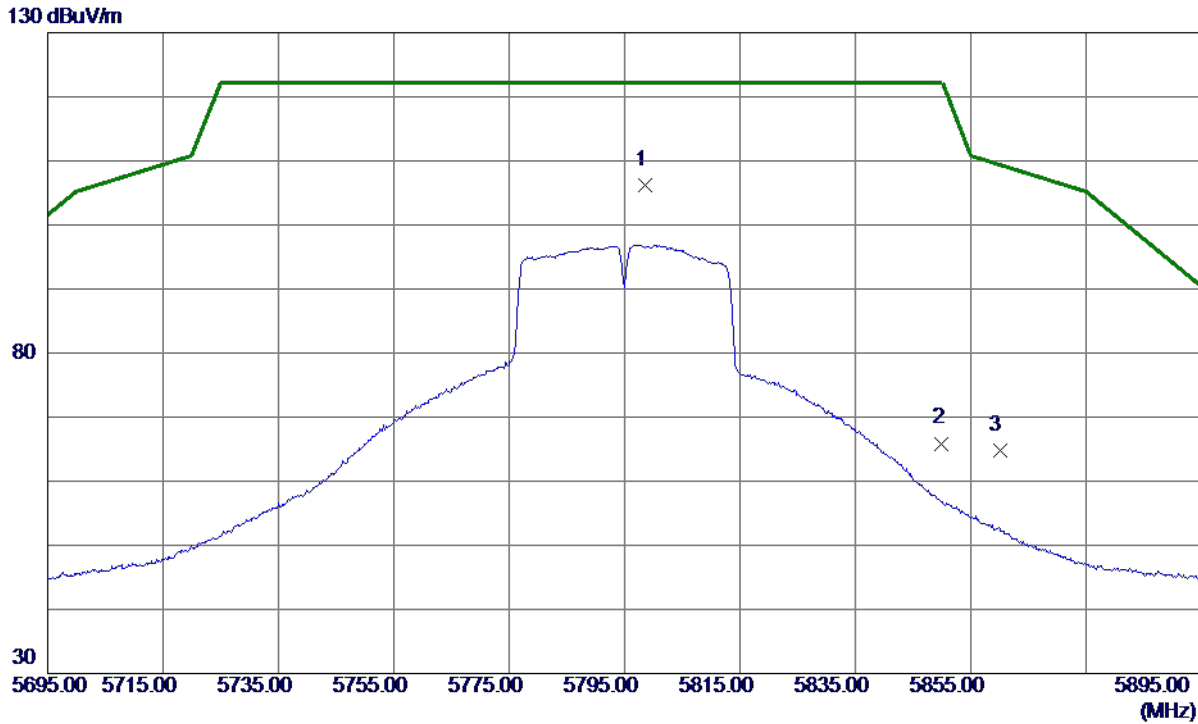
No.	Freq. MHz	Reading Level dBuV/m	Correct Factor dB	Measure ment dBuV/m	Limit dBuV/m	Margin dB	Detector	Comment
1	11504.8000	38.57	14.10	52.67	74.00	-21.33	Peak	
2 *	11509.7000	28.91	14.10	43.01	54.00	-10.99	AVG	

REMARKS:

- (1) Measurement Value = Reading Level + Correct Factor.
- (2) Margin Level = Measurement Value - Limit Value.

Orthogonal Axis	X
Test Mode	UNII-3_TX N (HT40) Mode 5795 MHz

Vertical



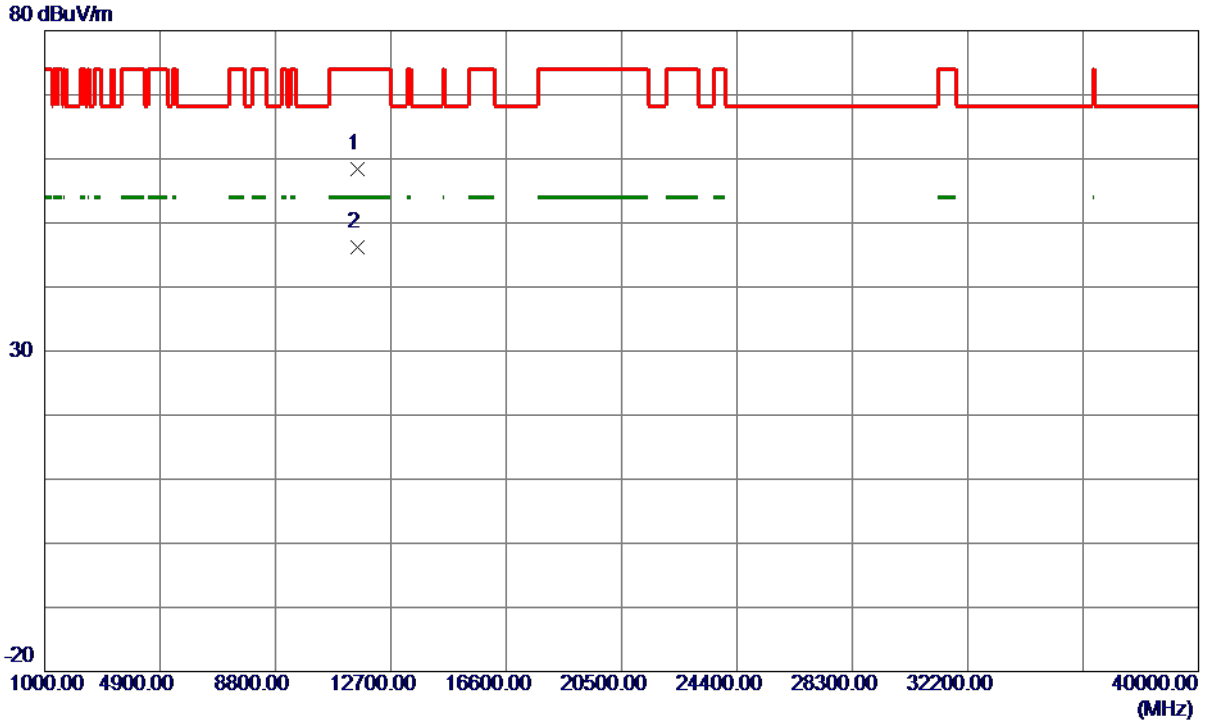
No.	Freq. MHz	Reading Level dBuV/m	Correct Factor dB	Measure ment dBuV/m	Limit dBuV/m	Margin dB	Detector	Comment
1 *	5798.5000	89.44	16.81	106.25	122.20	-15.95	Peak	No Limit
2	5850.0000	48.88	17.02	65.90	122.20	-56.30	Peak	
3	5860.0000	47.65	17.06	64.71	109.40	-44.69	Peak	

REMARKS:

- (1) Measurement Value = Reading Level + Correct Factor.
- (2) Margin Level = Measurement Value - Limit Value.

Orthogonal Axis	X
Test Mode	UNII-3_TX N (HT40) Mode 5795 MHz

Vertical



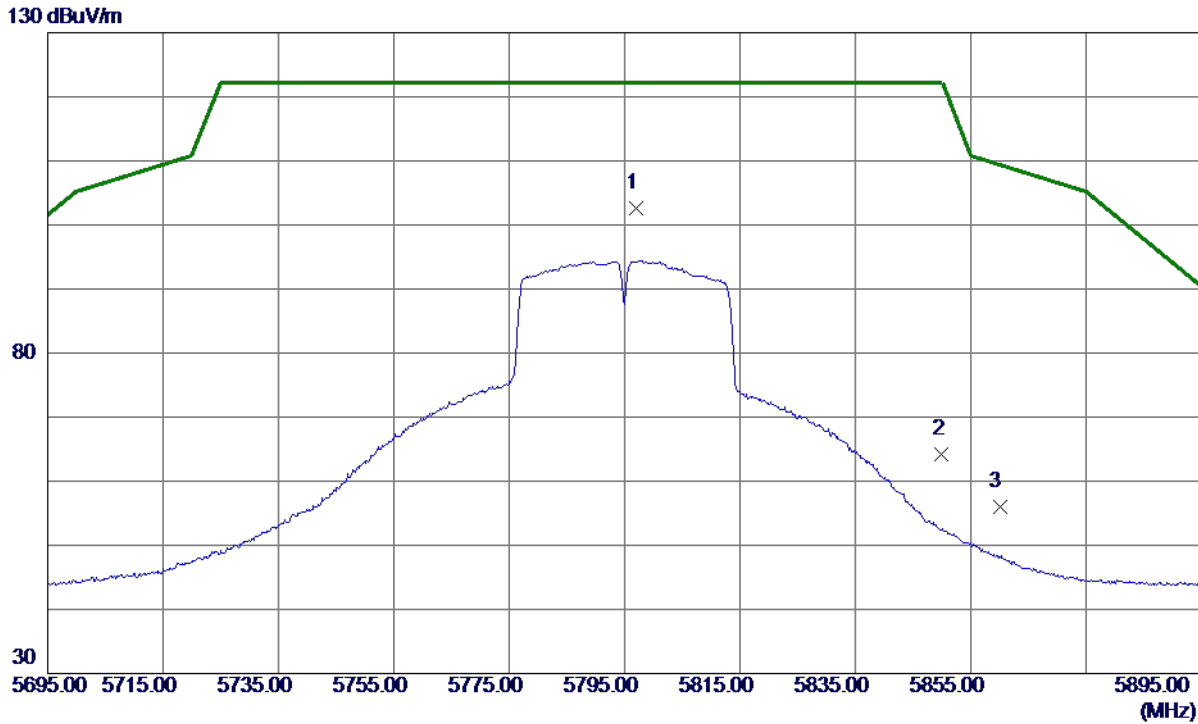
No.	Freq. MHz	Reading Level dBuV/m	Correct Factor dB	Measure ment dBuV/m	Limit dBuV/m	Margin dB	Detector	Comment
1	11583.6000	44.29	14.16	58.45	74.00	-15.55	Peak	
2 *	11585.3000	32.04	14.16	46.20	54.00	-7.80	AVG	

REMARKS:

- (1) Measurement Value = Reading Level + Correct Factor.
- (2) Margin Level = Measurement Value - Limit Value.

Orthogonal Axis	X
Test Mode	UNII-3_TX N (HT40) Mode 5795 MHz

Horizontal



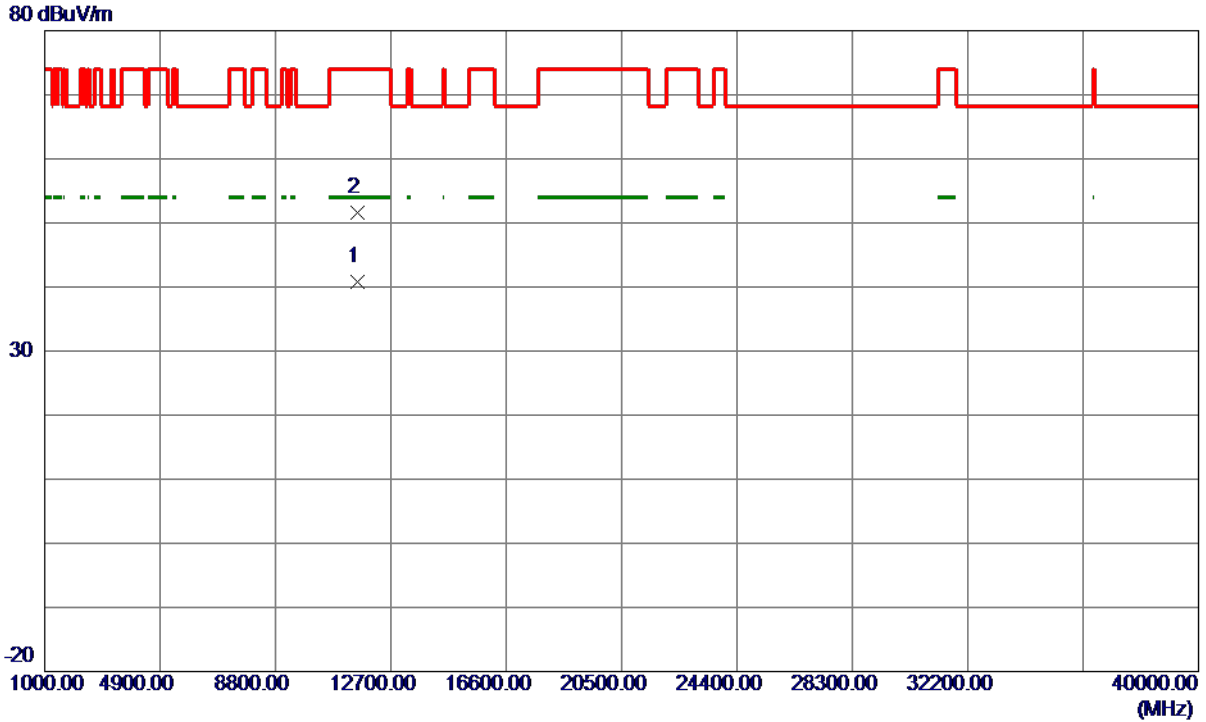
No.	Freq. MHz	Reading Level dBuV/m	Correct Factor dB	Measure ment dBuV/m	Limit dBuV/m	Margin dB	Detector	Comment
1 *	5797.1000	85.76	16.81	102.57	122.20	-19.63	Peak	No Limit
2	5850.0000	47.21	17.02	64.23	122.20	-57.97	Peak	
3	5860.0000	39.02	17.06	56.08	109.40	-53.32	Peak	

REMARKS:

- (1) Measurement Value = Reading Level + Correct Factor.
- (2) Margin Level = Measurement Value - Limit Value.

Orthogonal Axis	X
Test Mode	UNII-3_TX N (HT40) Mode 5795 MHz

Horizontal



No.	Freq. MHz	Reading Level dBuV/m	Correct Factor dB	Measure ment dBuV/m	Limit dBuV/m	Margin dB	Detector	Comment
1 *	11583.3000	26.69	14.16	40.85	54.00	-13.15	AVG	
2	11592.3000	37.35	14.17	51.52	74.00	-22.48	Peak	

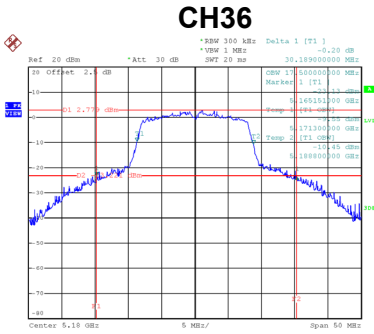
REMARKS:

- (1) Measurement Value = Reading Level + Correct Factor.
- (2) Margin Level = Measurement Value - Limit Value.

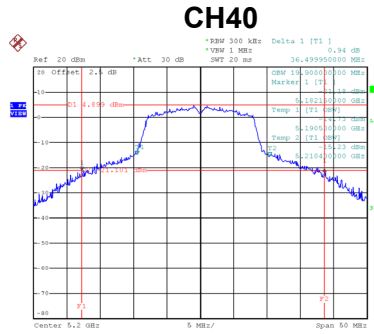
APPENDIX E - BANDWIDTH

Test Mode	UNII-1_TX A Mode
-----------	------------------

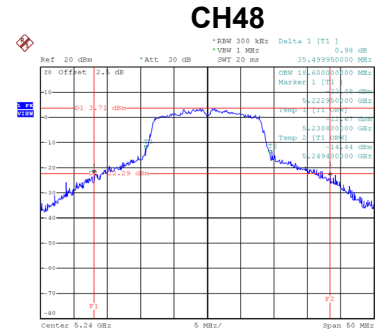
Channel	Frequency (MHz)	26 dB Bandwidth (MHz)	99 % Emission Bandwidth (MHz)
36	5180	30.19	17.50
40	5200	36.50	19.90
48	5240	35.50	18.60



Date: 29_DEC.2018 00:31:44



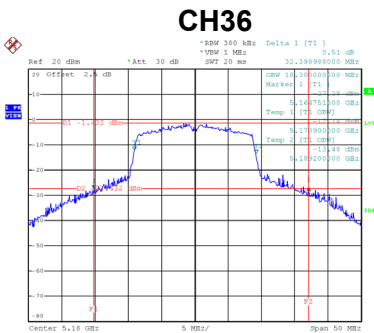
Date: 29_DEC.2018 00:33:12



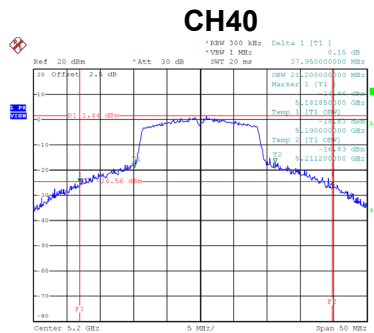
Date: 29_DEC.2018 14:31:01

Test Mode	UNII-1_TX N (HT20) Mode
-----------	-------------------------

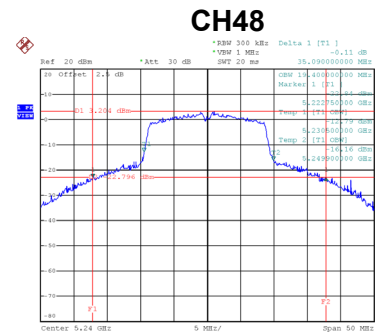
Channel	Frequency (MHz)	26 dB Bandwidth (MHz)	99 % Emission Bandwidth (MHz)
36	5180	32.40	18.30
40	5200	37.95	21.20
48	5240	35.09	19.40



Date: 29_DEC.2018 14:32:30



Date: 29_DEC.2018 14:33:18

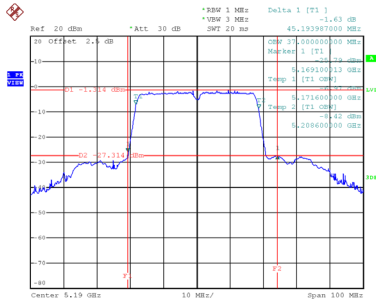


Date: 29_DEC.2018 14:44:56

Test Mode	UNII-1_TX N (HT40) Mode
-----------	-------------------------

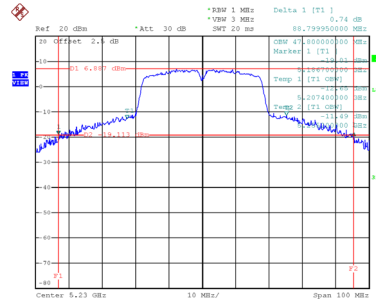
Channel	Frequency (MHz)	26 dB Bandwidth (MHz)	99 % Emission Bandwidth (MHz)
38	5190	45.19	37.00
46	5230	88.80	47.80

CH38



Date: 29_DEC.2010 15:15:34

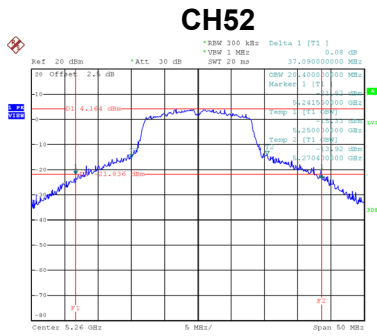
CH46



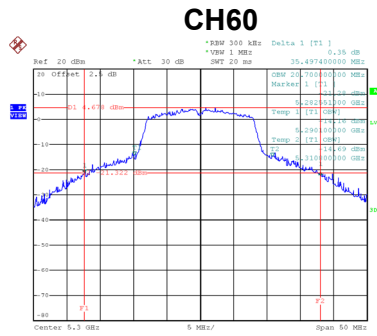
Date: 29_DEC.2010 14:48:42

Test Mode	UNII-2A_TX A Mode
-----------	-------------------

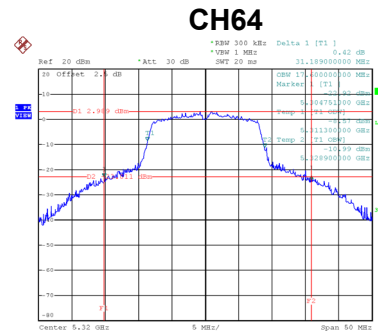
Channel	Frequency (MHz)	26 dB Bandwidth (MHz)	99 % Emission Bandwidth (MHz)
52	5260	37.09	20.40
60	5300	35.50	20.70
64	5320	31.19	17.60



Date: 29_DEC.2018 00:36:33



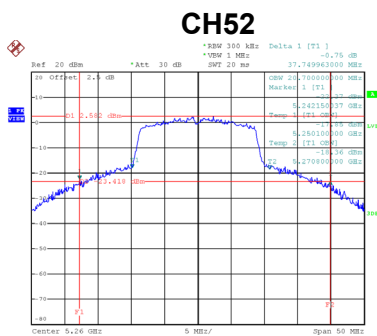
Date: 29_DEC.2018 14:19:19



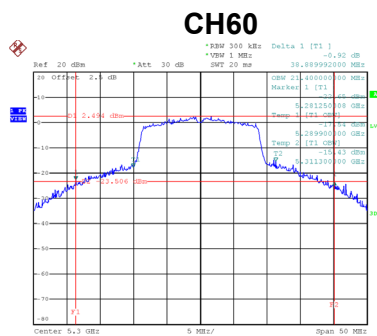
Date: 29_DEC.2018 14:20:16

Test Mode	UNII-2A_TX N (HT20) Mode
-----------	--------------------------

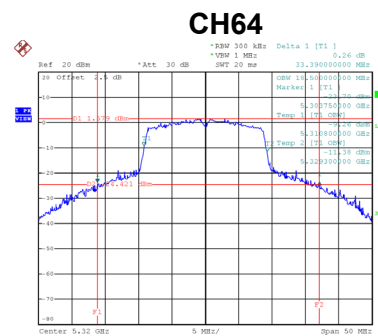
Channel	Frequency (MHz)	26 dB Bandwidth (MHz)	99 % Emission Bandwidth (MHz)
52	5260	37.75	20.70
60	5300	38.89	21.40
64	5320	33.39	18.50



Date: 29_DEC.2018 14:35:33



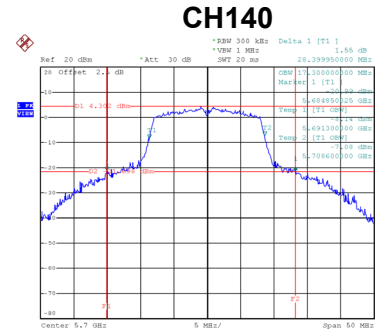
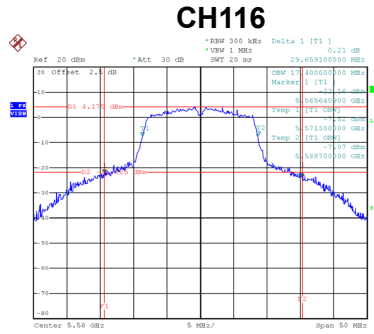
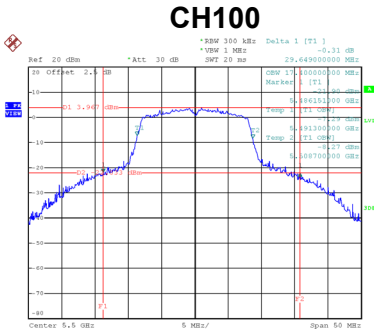
Date: 29_DEC.2018 14:36:20



Date: 29_DEC.2018 14:37:17

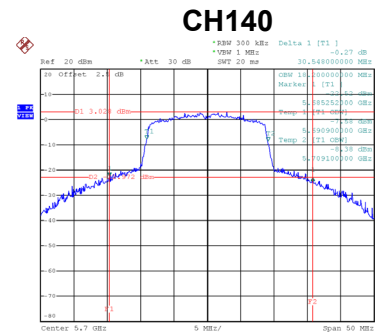
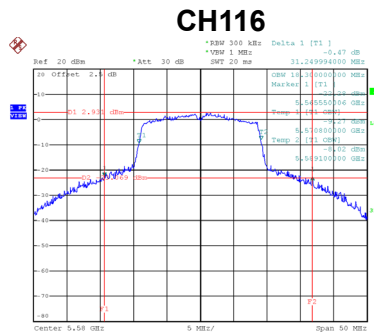
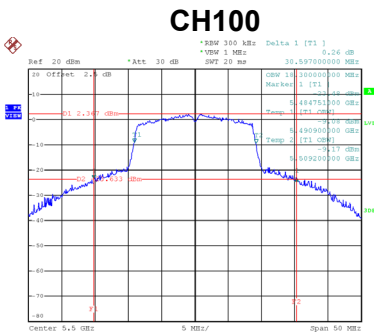
Test Mode	UNII-2C_TX A Mode
-----------	-------------------

Channel	Frequency (MHz)	26 dB Bandwidth (MHz)	99 % Emission Bandwidth (MHz)
100	5500	29.65	17.40
116	5580	29.66	17.40
140	5700	28.40	17.30



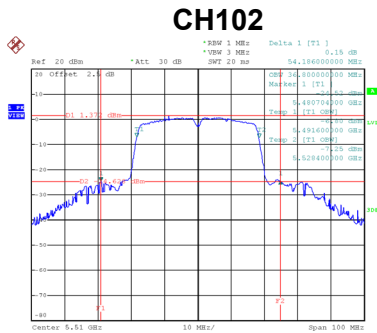
Test Mode	UNII-2C_TX N (HT20) Mode
-----------	--------------------------

Channel	Frequency (MHz)	26 dB Bandwidth (MHz)	99 % Emission Bandwidth (MHz)
100	5500	30.60	18.30
116	5580	31.25	18.30
140	5700	30.55	18.20

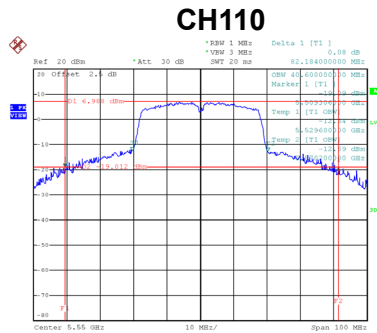


Test Mode	UNII-2C_TX N (HT40) Mode
-----------	--------------------------

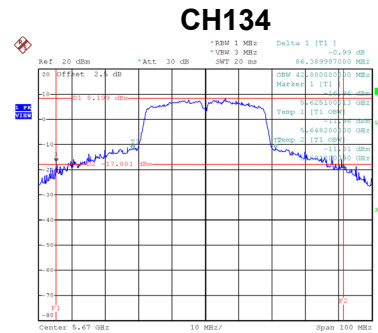
Channel	Frequency (MHz)	26 dB Bandwidth (MHz)	99 % Emission Bandwidth (MHz)
102	5510	54.19	36.80
110	5550	82.18	40.60
134	5670	86.39	42.80



Date: 29_DEC.2018 14:55:32



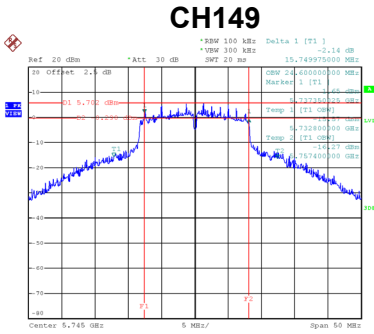
Date: 29_DEC.2018 14:56:50



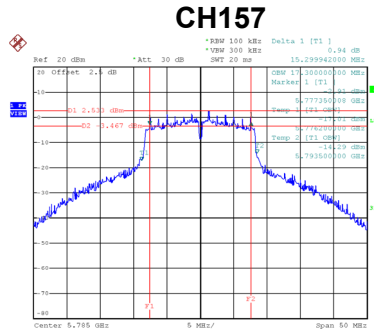
Date: 29_DEC.2018 14:57:40

Test Mode	UNII-3_TX A Mode
------------------	-------------------------

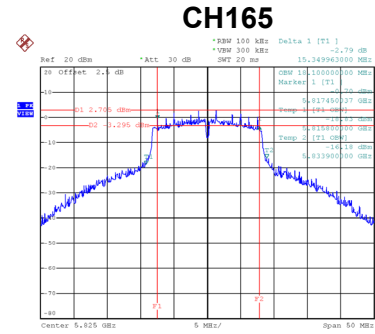
Channel	Frequency (MHz)	6 dB Bandwidth (MHz)	99 % Emission Bandwidth (MHz)	6 dB Bandwidth Min. Limit (kHz)	Result
149	5745	15.75	24.60	500	Complies
157	5785	15.30	17.30	500	Complies
165	5825	15.35	18.10	500	Complies



Date: 29_DEC.2018 14:24:33



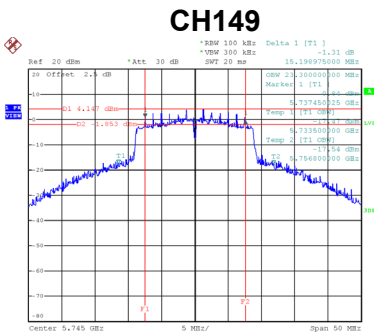
Date: 29_DEC.2018 14:27:04



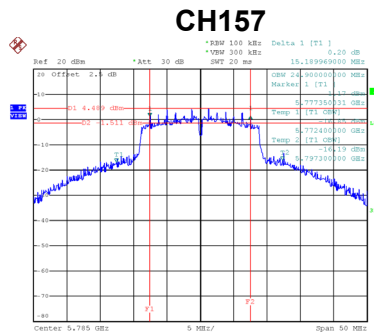
Date: 29_DEC.2018 14:28:56

Test Mode	UNII-3_TX N (HT20) Mode
------------------	--------------------------------

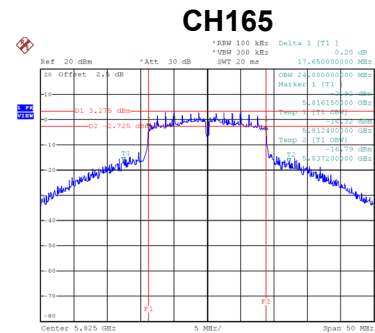
Channel	Frequency (MHz)	6 dB Bandwidth (MHz)	99 % Emission Bandwidth (MHz)	6 dB Bandwidth Min. Limit (kHz)	Result
149	5745	15.20	23.30	500	Complies
157	5785	15.19	24.90	500	Complies
165	5825	17.65	24.80	500	Complies



Date: 29_DEC.2018 14:41:30



Date: 29_DEC.2018 14:42:45

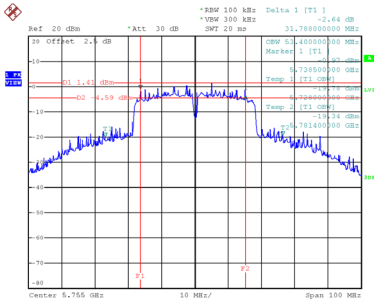


Date: 29_DEC.2018 14:43:50

Test Mode UNII-3_TX N (HT40) Mode

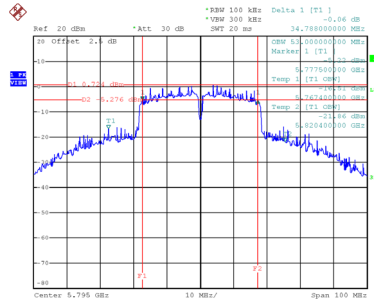
Channel	Frequency (MHz)	6 dB Bandwidth (MHz)	99 % Emission Bandwidth (MHz)	6 dB Bandwidth Min. Limit (kHz)	Result
151	5755	31.79	53.40	500	Complies
159	5795	34.79	53.00	500	Complies

CH151



Date: 29_DEC.2010 14:59:21

CH159



Date: 29_DEC.2010 15:00:55

APPENDIX F - CONDUCTED OUTPUT POWER

Test Mode	UNII-1_TX A Mode
-----------	------------------

Channel	Frequency (MHz)	Max. Conducted Output Power (dBm)	Duty Factor	Conducted Output Power + Duty Factor (dBm)	Max. Limit (dBm)	Max. Limit (W)	Result
36	5180	8.32	0.15	8.47	24.00	0.25	Complies
40	5200	11.62	0.15	11.77	24.00	0.25	Complies
48	5240	11.46	0.15	11.61	24.00	0.25	Complies

Test Mode	UNII-1_TX N (HT20) Mode
-----------	-------------------------

Channel	Frequency (MHz)	Max. Conducted Output Power (dBm)	Duty Factor	Conducted Output Power + Duty Factor (dBm)	Max. Limit (dBm)	Max. Limit (W)	Result
36	5180	7.77	0.15	7.92	24.00	0.25	Complies
40	5200	11.55	0.15	11.70	24.00	0.25	Complies
48	5240	11.40	0.15	11.55	24.00	0.25	Complies

Test Mode	UNII-1_TX N (HT40) Mode
-----------	-------------------------

Channel	Frequency (MHz)	Max. Conducted Output Power (dBm)	Duty Factor	Conducted Output Power + Duty Factor (dBm)	Max. Limit (dBm)	Max. Limit (W)	Result
38	5190	2.11	0.36	2.47	24.00	0.25	Complies
46	5230	10.62	0.36	10.98	24.00	0.25	Complies

Test Mode	UNII-2A_TX A Mode
-----------	-------------------

Channel	Frequency (MHz)	Max. Conducted Output Power (dBm)	Duty Factor	Conducted Output Power + Duty Factor (dBm)	Max. Limit (dBm)	Max. Limit (W)	Result
52	5260	11.20	0.15	11.35	24.00	0.25	Complies
60	5300	10.98	0.15	11.13	24.00	0.25	Complies
64	5320	8.51	0.15	8.66	24.00	0.25	Complies

Test Mode	UNII-2A_TX N (HT20) Mode
-----------	--------------------------

Channel	Frequency (MHz)	Max. Conducted Output Power (dBm)	Duty Factor	Conducted Output Power + Duty Factor (dBm)	Max. Limit (dBm)	Max. Limit (W)	Result
52	5260	11.12	0.15	11.27	24.00	0.25	Complies
60	5300	10.74	0.15	10.89	24.00	0.25	Complies
64	5320	8.46	0.15	8.61	24.00	0.25	Complies

Test Mode	UNII-2A_TX N (HT40) Mode
-----------	--------------------------

Channel	Frequency (MHz)	Max. Conducted Output Power (dBm)	Duty Factor	Conducted Output Power + Duty Factor (dBm)	Max. Limit (dBm)	Max. Limit (W)	Result
54	5270	10.05	0.36	10.41	24.00	0.25	Complies
62	5310	2.25	0.36	2.61	24.00	0.25	Complies

Test Mode	UNII-2C_TX A Mode
-----------	-------------------

Channel	Frequency (MHz)	Max. Conducted Output Power (dBm)	Duty Factor	Conducted Output Power + Duty Factor (dBm)	Max. Limit (dBm)	Max. Limit (W)	Result
100	5500	9.77	0.15	9.92	24.00	0.25	Complies
116	5580	9.91	0.15	10.06	24.00	0.25	Complies
140	5700	9.19	0.15	9.34	24.00	0.25	Complies

Test Mode	UNII-2C_TX N (HT20) Mode
-----------	--------------------------

Channel	Frequency (MHz)	Max. Conducted Output Power (dBm)	Duty Factor	Conducted Output Power + Duty Factor (dBm)	Max. Limit (dBm)	Max. Limit (W)	Result
100	5500	9.81	0.15	9.96	24.00	0.25	Complies
116	5580	9.96	0.15	10.11	24.00	0.25	Complies
140	5700	9.22	0.15	9.37	24.00	0.25	Complies

Test Mode	UNII-2C_TX N (HT40) Mode
-----------	--------------------------

Channel	Frequency (MHz)	Max. Conducted Output Power (dBm)	Duty Factor	Conducted Output Power + Duty Factor (dBm)	Max. Limit (dBm)	Max. Limit (W)	Result
102	5510	5.79	0.36	6.15	24.00	0.25	Complies
110	5550	9.23	0.36	9.59	24.00	0.25	Complies
134	5670	9.21	0.36	9.57	24.00	0.25	Complies

Test Mode	UNII-3_TX A Mode
-----------	------------------

Channel	Frequency (MHz)	Max. Conducted Output Power (dBm)	Duty Factor	Conducted Output Power + Duty Factor (dBm)	Max. Limit (dBm)	Max. Limit (W)	Result
149	5745	10.65	0.15	10.80	30.00	1.00	Complies
157	5785	10.31	0.15	10.46	30.00	1.00	Complies
165	5825	9.98	0.15	10.13	30.00	1.00	Complies

Test Mode	UNII-3_TX N (HT20) Mode
-----------	-------------------------

Channel	Frequency (MHz)	Max. Conducted Output Power (dBm)	Duty Factor	Conducted Output Power + Duty Factor (dBm)	Max. Limit (dBm)	Max. Limit (W)	Result
149	5745	10.21	0.15	10.36	30.00	1.00	Complies
157	5785	10.22	0.15	10.37	30.00	1.00	Complies
165	5825	9.88	0.15	10.03	30.00	1.00	Complies

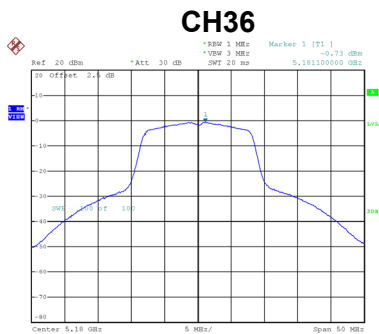
Test Mode	UNII-3_TX N (HT40) Mode
-----------	-------------------------

Channel	Frequency (MHz)	Max. Conducted Output Power (dBm)	Duty Factor	Conducted Output Power + Duty Factor (dBm)	Max. Limit (dBm)	Max. Limit (W)	Result
151	5755	10.23	0.36	10.59	30.00	1.00	Complies
159	5795	9.83	0.36	10.19	30.00	1.00	Complies

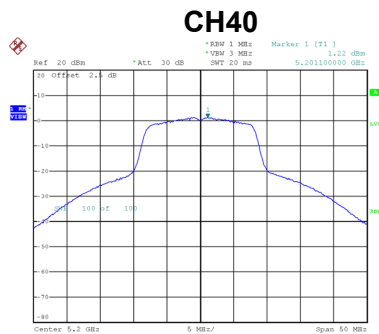
APPENDIX G - POWER SPECTRAL DENSITY

Test Mode UNII-1_TX A Mode

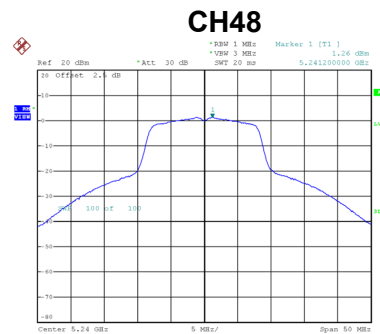
Channel	Frequency (MHz)	Power Spectral Density (dBm/MHz)	Duty Factor	Power Spectral Density + Duty Factor (dBm/MHz)	Max. Limit (dBm/MHz)	Result
36	5180	-0.73	0.15	-0.58	11.00	Complies
40	5200	1.22	0.15	1.37	11.00	Complies
48	5240	1.26	0.15	1.41	11.00	Complies



Date: 29_DEC.2018 00:31:52



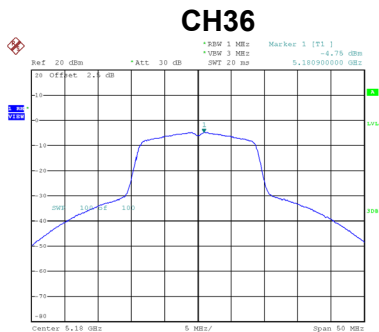
Date: 29_DEC.2018 00:33:21



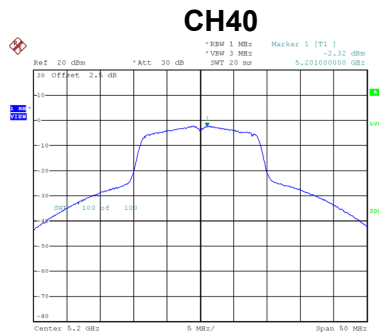
Date: 1_JAN.2003 00:35:51

Test Mode UNII-1_TX N (HT20) Mode

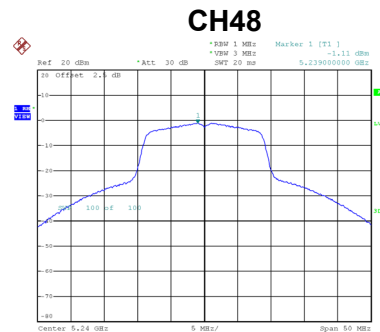
Channel	Frequency (MHz)	Power Spectral Density (dBm/MHz)	Duty Factor	Power Spectral Density + Duty Factor (dBm/MHz)	Max. Limit (dBm/MHz)	Result
36	5180	-4.75	0.15	-4.60	11.00	Complies
40	5200	-2.32	0.15	-2.17	11.00	Complies
48	5240	-1.11	0.15	-0.96	11.00	Complies



Date: 29_DEC.2018 14:32:39



Date: 29_DEC.2018 14:33:27

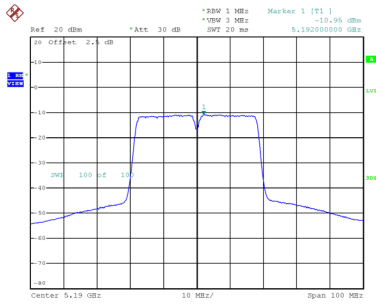


Date: 29_DEC.2018 14:34:49

Test Mode UNII-1_TX N (HT40) Mode

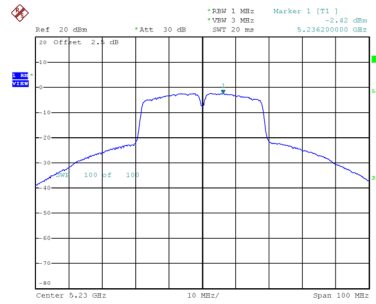
Channel	Frequency (MHz)	Power Spectral Density (dBm/MHz)	Duty Factor	Power Spectral Density + Duty Factor (dBm/MHz)	Max. Limit (dBm/MHz)	Result
38	5190	-10.95	0.36	-10.59	11.00	Complies
46	5230	-2.42	0.36	-2.06	11.00	Complies

CH38



Date: 29 DEC.2018 15:15:55

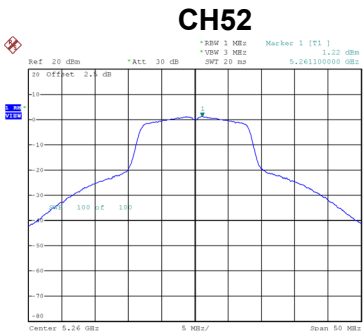
CH46



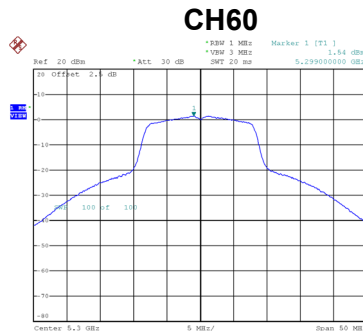
Date: 29 DEC.2018 14:48:53

Test Mode UNII-2A_TX A Mode

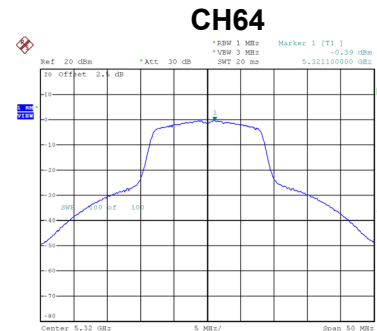
Channel	Frequency (MHz)	Power Spectral Density (dBm/MHz)	Duty Factor	Power Spectral Density + Duty Factor (dBm/MHz)	Max. Limit (dBm/MHz)	Result
52	5260	1.22	0.15	1.37	11.00	Complies
60	5300	1.54	0.15	1.69	11.00	Complies
64	5320	-0.39	0.15	-0.24	11.00	Complies



Date: 29_DEC.2018 00:36:41



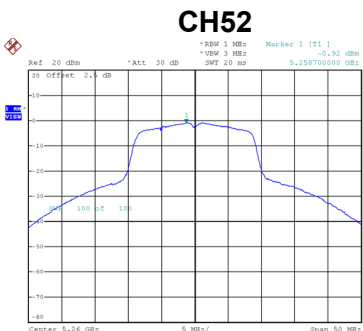
Date: 29_DEC.2018 14:19:28



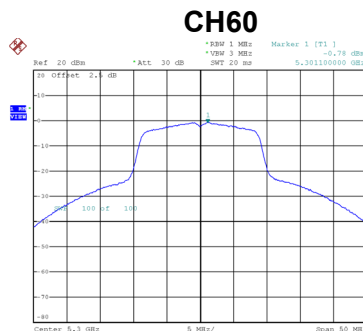
Date: 29_DEC.2018 14:20:25

Test Mode UNII-2A_TX N (HT20) Mode

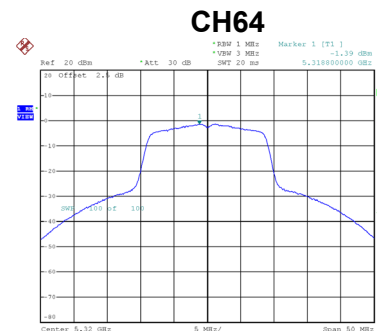
Channel	Frequency (MHz)	Power Spectral Density (dBm/MHz)	Duty Factor	Power Spectral Density + Duty Factor (dBm/MHz)	Max. Limit (dBm/MHz)	Result
52	5260	-0.92	0.15	-0.77	11.00	Complies
60	5300	-0.78	0.15	-0.63	11.00	Complies
64	5320	-1.39	0.15	-1.24	11.00	Complies



Date: 29_DEC.2018 14:35:42



Date: 29_DEC.2018 14:36:29

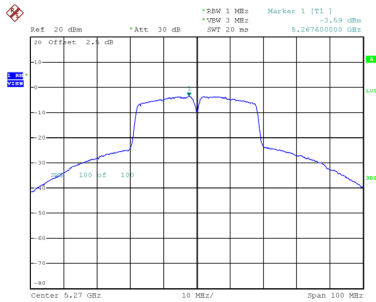


Date: 29_DEC.2018 14:37:26

Test Mode UNII-2A_TX N (HT40) Mode

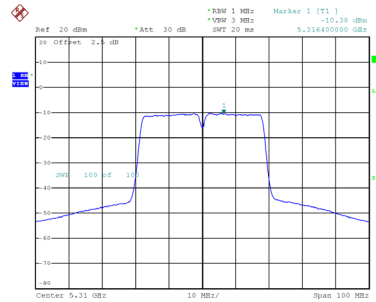
Channel	Frequency (MHz)	Power Spectral Density (dBm/MHz)	Duty Factor	Power Spectral Density + Duty Factor (dBm/MHz)	Max. Limit (dBm/MHz)	Result
54	5270	-3.59	0.36	-3.23	11.00	Complies
62	5310	-10.38	0.36	-10.02	11.00	Complies

CH54



Date: 29 DEC.2018 14:49:51

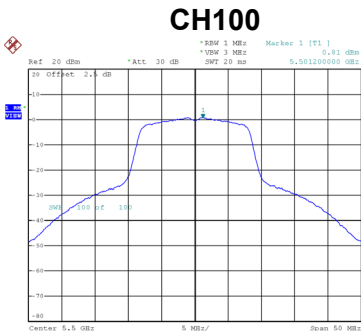
CH62



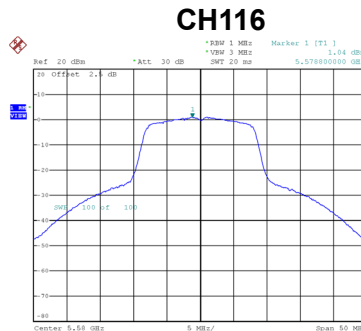
Date: 29 DEC.2018 15:19:37

Test Mode	UNII-2C_TX A Mode
------------------	--------------------------

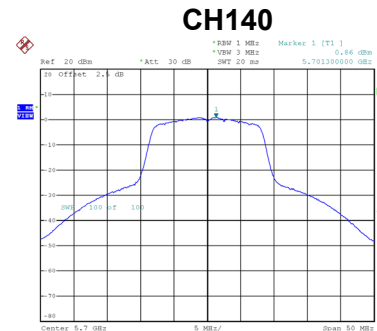
Channel	Frequency (MHz)	Power Spectral Density (dBm/MHz)	Duty Factor	Power Spectral Density + Duty Factor (dBm/MHz)	Max. Limit (dBm/MHz)	Result
100	5500	0.81	0.15	0.96	11.00	Complies
116	5580	1.04	0.15	1.19	11.00	Complies
140	5700	0.86	0.15	1.01	11.00	Complies



Date: 29_DEC.2018 14:21:26



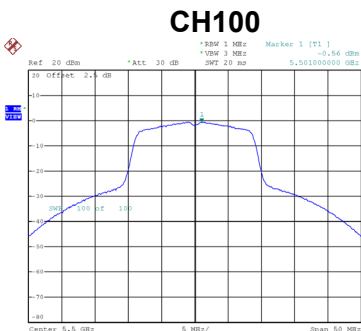
Date: 29_DEC.2018 14:22:20



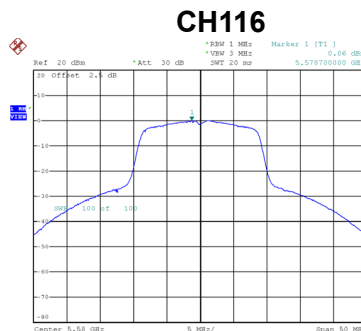
Date: 29_DEC.2018 14:23:16

Test Mode	UNII-2C_TX N (HT20) Mode
------------------	---------------------------------

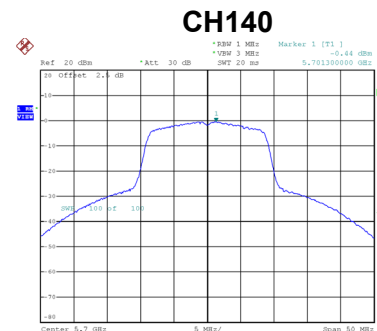
Channel	Frequency (MHz)	Power Spectral Density (dBm/MHz)	Duty Factor	Power Spectral Density + Duty Factor (dBm/MHz)	Max. Limit (dBm/MHz)	Result
100	5500	-0.56	0.15	-0.41	11.00	Complies
116	5580	0.06	0.15	0.21	11.00	Complies
140	5700	-0.44	0.15	-0.29	11.00	Complies



Date: 29_DEC.2018 14:38:17



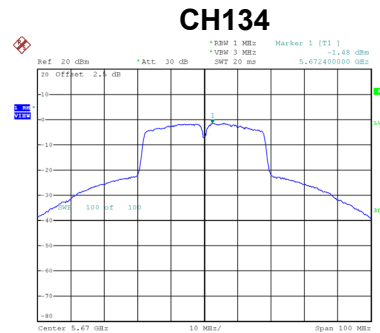
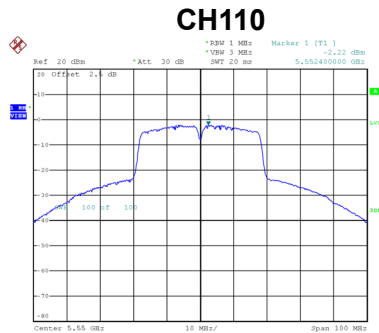
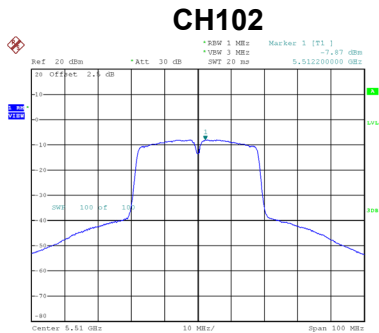
Date: 29_DEC.2018 14:39:19



Date: 29_DEC.2018 14:40:33

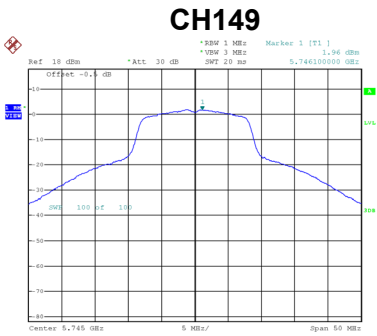
Test Mode UNII-2C_TX N (HT40) Mode

Channel	Frequency (MHz)	Power Spectral Density (dBm/MHz)	Duty Factor	Power Spectral Density + Duty Factor (dBm/MHz)	Max. Limit (dBm/MHz)	Result
102	5510	-7.87	0.36	-7.51	11.00	Complies
110	5550	-2.22	0.36	-1.86	11.00	Complies
134	5670	-1.48	0.36	-1.12	11.00	Complies

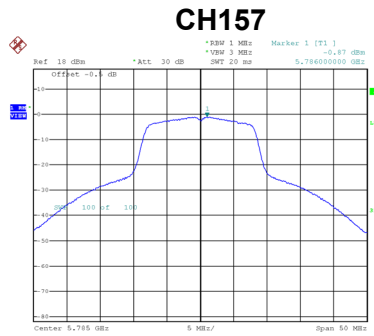


Test Mode	UNII-3_TX A Mode
------------------	-------------------------

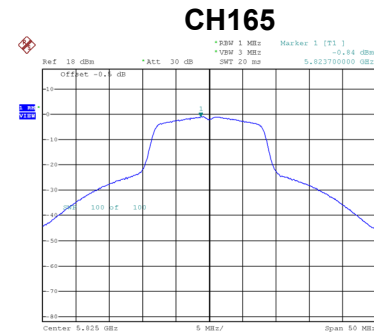
Channel	Frequency (MHz)	Power Spectral Density (dBm/500 kHz)	Duty Factor	Power Spectral Density + Duty Factor (dBm/500 kHz)	Max. Limit (dBm/500 kHz)	Result
149	5745	1.96	0.15	2.11	30.00	Complies
157	5785	-0.87	0.15	-0.72	30.00	Complies
165	5825	-0.84	0.15	-0.69	30.00	Complies



Date: 29_DEC.2018 14:24:42



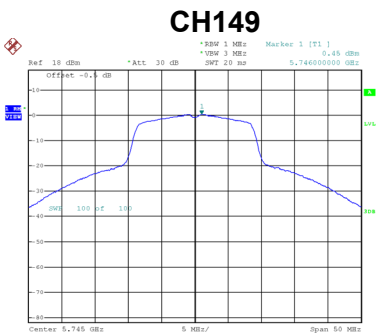
Date: 29_DEC.2018 14:27:12



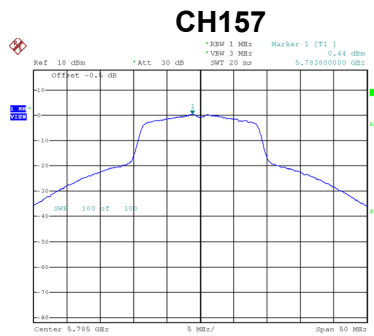
Date: 29_DEC.2018 14:29:05

Test Mode	UNII-3_TX N (HT20) Mode
------------------	--------------------------------

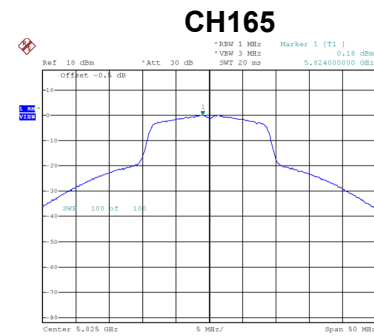
Channel	Frequency (MHz)	Power Spectral Density (dBm/500 kHz)	Duty Factor	Power Spectral Density + Duty Factor (dBm/500 kHz)	Max. Limit (dBm/500 kHz)	Result
149	5745	0.45	0.15	0.60	30.00	Complies
157	5785	0.44	0.15	0.59	30.00	Complies
165	5825	0.18	0.15	0.33	30.00	Complies



Date: 29_DEC.2018 14:41:39



Date: 29_DEC.2018 14:42:53

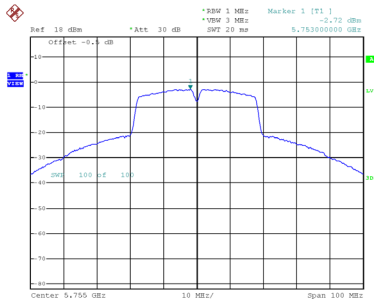


Date: 29_DEC.2018 14:43:59

Test Mode UNII-3_TX N (HT40) Mode

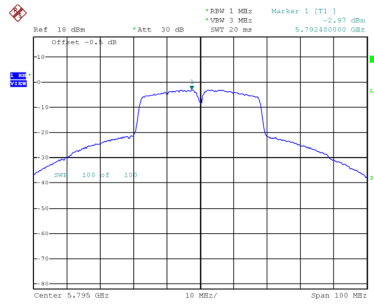
Channel	Frequency (MHz)	Power Spectral Density (dBm/500 kHz)	Duty Factor	Power Spectral Density + Duty Factor (dBm/500 kHz)	Max. Limit (dBm/500 kHz)	Result
151	5755	-2.72	0.36	-2.36	30.00	Complies
159	5795	-2.97	0.36	-2.61	30.00	Complies

CH151



Date: 29 DEC.2018 14:59:33

CH159



Date: 29 DEC.2018 15:01:06

APPENDIX H - FREQUENCY STABILITY

Test Mode	UNII-1
-----------	--------

Voltage vs. Frequency Stability

Voltage	Measurement Frequency (MHz)
(V)	5180.0000
4.35	5179.9828
3.80	5179.9828
3.50	5179.9828
Maximum Deviation (MHz)	0.0172
Maximum Deviation (ppm)	3.3205

Temperature vs. Frequency Stability

Temperature	Measurement Frequency (MHz)
(°C)	5180.0000
-10	5179.9828
0	5179.9824
10	5179.9824
20	5179.9824
30	5179.9824
40	5179.9824
50	5179.9824
60	5179.9824
Maximum Deviation (MHz)	0.0176
Maximum Deviation (ppm)	3.3977

Test Mode	UNII-2A
-----------	---------

Voltage vs. Frequency Stability

Voltage	Measurement Frequency (MHz)
(V)	5260.0000
4.35	5259.9828
3.80	5259.9824
3.50	5259.9824
Maximum Deviation (MHz)	0.0176
Maximum Deviation (ppm)	3.3460

Temperature vs. Frequency Stability

Temperature	Measurement Frequency (MHz)
(°C)	5260.0000
-10	5259.9820
0	5259.9812
10	5259.9812
20	5259.9808
30	5259.9808
40	5259.9808
50	5259.9812
60	5259.9812
Maximum Deviation (MHz)	0.0192
Maximum Deviation (ppm)	3.6502

Test Mode	UNII-2C
-----------	---------

Voltage vs. Frequency Stability

Voltage	Measurement Frequency (MHz)
(V)	5500.0000
4.35	5499.9812
3.80	5499.9812
3.50	5499.9808
Maximum Deviation (MHz)	0.0192
Maximum Deviation (ppm)	3.4909

Temperature vs. Frequency Stability

Temperature	Measurement Frequency (MHz)
(°C)	5500.0000
-10	5499.9808
0	5499.9804
10	5499.9804
20	5499.9804
30	5499.9804
40	5499.9804
50	5499.9804
60	5499.9804
Maximum Deviation (MHz)	0.0196
Maximum Deviation (ppm)	3.5636

Test Mode	UNII-3
-----------	--------

Voltage vs. Frequency Stability

Voltage	Measurement Frequency (MHz)
(V)	5745.0000
4.35	5744.9808
3.80	5744.9804
3.50	5744.9800
Maximum Deviation (MHz)	0.0200
Maximum Deviation (ppm)	3.4813

Temperature vs. Frequency Stability

Temperature	Measurement Frequency (MHz)
(°C)	5745.0000
-10	5744.9796
0	5744.9796
10	5744.9792
20	5744.9792
30	5744.9792
40	5744.9792
50	5744.9792
60	5744.9792
Maximum Deviation (MHz)	0.0208
Maximum Deviation (ppm)	3.6205

End of Test Report