



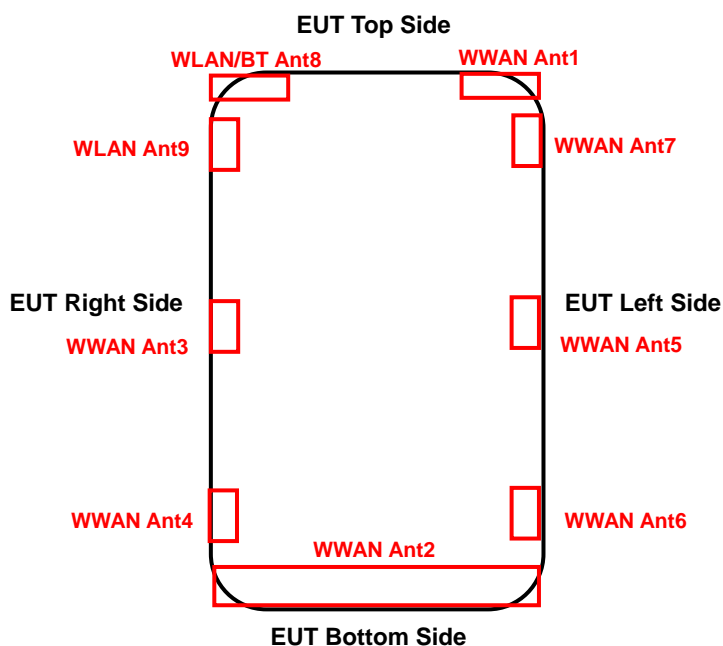
Appendix F. Photographs of EUT and Setup

<Photographs of EUT>





<Antenna Location>




<EUT Back View>

The separation distance for antenna to edge:


| Antenna | Overall diagonal(mm) | Display diagonal(mm) | To Left Side (mm) | To Right Side (mm) | To Top Side (mm) | To Bottom Side (mm) |
|---------------|----------------------|----------------------|-------------------|--------------------|------------------|---------------------|
| WWAN Ant 1 | 183 | 153 | 4 | 63 | 4 | 159 |
| WWAN Ant 2 | | | 4 | 4 | 160 | 5 |
| WWAN Ant 3 | | | 74 | 4 | 75 | 86 |
| WWAN Ant 4 | | | 74 | 4 | 148 | 15 |
| WWAN Ant 5 | | | 4 | 74 | 75 | 86 |
| WWAN Ant 6 | | | 4 | 74 | 148 | 15 |
| WWAN Ant 7 | | | 4 | 74 | 23 | 144 |
| WLAN/BT Ant 8 | | | 63 | 4 | 4 | 159 |
| WLAN Ant 9 | | | 74 | 4 | 23 | 144 |

| Antenna | Supported bands |
|---------------|---|
| WWAN Ant 1 | GSM1900, WCDMA II/IV, LTE 2/4/7/25/30/38/41/66, NR n2/7/25/30/38/41/66, SRS: NR n41 |
| WWAN Ant 2 | GSM850, WCDMA V, LTE 5/12/13/14/17/26/71, NR n5/12/71, SRS: NR n41 |
| WWAN Ant 3 | RX only, SRS: NR n41 |
| WWAN Ant 4 | RX only, SRS: NR n77/78 |
| WWAN Ant 5 | RX only, SRS: NR n41/77/78 |
| WWAN Ant 6 | RX only, SRS: NR n77/78 |
| WWAN Ant 7 | LTE 42/43/48, NR n48/77/78, SRS: NR n77/78 |
| WLAN/BT Ant 8 | WLAN2.4G, WLAN5G, Bluetooth |
| WLAN Ant 9 | WLAN2.4G, WLAN5G |


<Photographs of SAR Setup>




Right Cheek



Right Tilted



Left Cheek



Left Tilted



Front Face of EUT with 1.5 cm Gap



Rear Face of EUT with 1.5 cm Gap



Front Face of EUT with 1.0 cm Gap




Rear Face of EUT with 1.0 cm Gap



Left Side of EUT with 1.0 cm Gap



Right Side of EUT with 1.0 cm Gap



Top Side of EUT with 1.0 cm Gap



Bottom Side of EUT with 1.0 cm Gap




Front Face of EUT with 0 cm Gap



Rear Face of EUT with 0 cm Gap



Right Side of EUT with 0 cm Gap



Top Side of EUT with 0 cm Gap