

P23 n30_DFT-s-OFDM_QPSK10M_Right Cheek_Ch462000_25RB_OS14_Ant1

Communication System: NR; Frequency: 2310 MHz; Duty Cycle: 1:1

Medium: HSL2300_0104 Medium parameters used: $f = 2310$ MHz; $\sigma = 1.655$ S/m; $\epsilon_r = 40.542$; $\rho = 1000$ kg/m³

Ambient Temperature : 23.3°C; Liquid Temperature : 22.1°C

DASY5 Configuration:

- Probe: EX3DV4 - SN3873; ConvF(8.01, 8.01, 8.01) @ 2310 MHz; Calibrated: 2022/8/31
- Sensor-Surface: 2mm (Mechanical Surface Detection)
- Electronics: DAE4 Sn1389; Calibrated: 2022/11/9
- Phantom: SAM (30deg probe tilt) with CRP v5.0; Type: QD000P40CD; Serial: TP:1781
- Measurement SW: DASY52, Version 52.10 (4); SEMCAD X Version 14.6.14 (7483)

- **Area Scan (101x91x1)**: Interpolated grid: dx=1.200 mm, dy=1.200 mm

Maximum value of SAR (interpolated) = 1.45 W/kg


- **Zoom Scan (7x7x7)/Cube 0**: Measurement grid: dx=5mm, dy=5mm, dz=5mm

Reference Value = 11.94 V/m; Power Drift = 0.13 dB

Peak SAR (extrapolated) = 1.91 W/kg

SAR(1 g) = 0.950 W/kg; SAR(10 g) = 0.476 W/kg

Maximum value of SAR (measured) = 1.42 W/kg



0 dB = 1.42 W/kg

P24 n41_DFT-s-OFDM_QPSK100M_Right Cheek_Ch509202_1RB_OS1_Ant1

Communication System: NR TDD; Frequency: 2546.01 MHz; Duty Cycle: 1:2.5

Medium: HSL2600_0105 Medium parameters used: $f = 2546.01$ MHz; $\sigma = 1.899$ S/m; $\epsilon_r = 38.922$;

$\rho = 1000$ kg/m³

Ambient Temperature : 23.3°C; Liquid Temperature : 22.4°C

DASY5 Configuration:

- Probe: EX3DV4 - SN3873; ConvF(7.47, 7.47, 7.47) @ 2546.01 MHz; Calibrated: 2022/8/31

- Sensor-Surface: 2mm (Mechanical Surface Detection)

- Electronics: DAE4 Sn1389; Calibrated: 2022/11/9

- Phantom: SAM (30deg probe tilt) with CRP v5.0; Type: QD000P40CD; Serial: TP:1781

- Measurement SW: DASY52, Version 52.10 (4); SEMCAD X Version 14.6.14 (7483)

- **Area Scan (81x81x1)**: Interpolated grid: dx=1.200 mm, dy=1.200 mm

Maximum value of SAR (interpolated) = 1.38 W/kg


- **Zoom Scan (7x7x7)/Cube 0**: Measurement grid: dx=5mm, dy=5mm, dz=5mm

Reference Value = 10.23 V/m; Power Drift = 0.03 dB

Peak SAR (extrapolated) = 1.75 W/kg

SAR(1 g) = 0.860 W/kg; SAR(10 g) = 0.437 W/kg

Maximum value of SAR (measured) = 1.29 W/kg



0 dB = 1.29 W/kg

P25 n48_DFT-s-OFDM_QPSK40M_Right Cheek_Ch645332_50RB_OS28_Ant7


Communication System: NR TDD; Frequency: 3679.98 MHz; Duty Cycle: 1:2.5
Medium: HSL3700_0106 Medium parameters used: $f = 3680$ MHz; $\sigma = 2.988$ S/m; $\epsilon_r = 39.322$; $\rho = 1000$ kg/m³
Ambient Temperature : 23.8°C; Liquid Temperature : 22.7°C

DASY5 Configuration:

- Probe: EX3DV4 - SN3873; ConvF(6.61, 6.61, 6.61) @ 3679.98 MHz; Calibrated: 2022/8/31
- Sensor-Surface: 2mm (Mechanical Surface Detection)
- Electronics: DAE4 Sn1389; Calibrated: 2022/11/9
- Phantom: SAM (30deg probe tilt) with CRP v5.0; Type: QD000P40CD; Serial: TP:1781
- Measurement SW: DASY52, Version 52.10 (4); SEMCAD X Version 14.6.14 (7483)

- **Area Scan (91x91x1):** Interpolated grid: dx=1.000 mm, dy=1.000 mm
Maximum value of SAR (interpolated) = 1.39 W/kg

- **Zoom Scan (7x7x12)/Cube 0:** Measurement grid: dx=4mm, dy=4mm, dz=2mm
Reference Value = 6.473 V/m; Power Drift = 0.05 dB
Peak SAR (extrapolated) = 2.02 W/kg
SAR(1 g) = 0.846 W/kg; SAR(10 g) = 0.321 W/kg
Maximum value of SAR (measured) = 1.40 W/kg



P26 n66_DFT-s-OFDM_QPSK40M_Right Cheek_Ch352000_108RB_OS54_Ant1

Communication System: NR; Frequency: 1760 MHz; Duty Cycle: 1:1

Medium: HSL1750_1129 Medium parameters used: $f = 1760$ MHz; $\sigma = 1.357$ S/m; $\epsilon_r = 41.821$; $\rho = 1000$ kg/m³

Ambient Temperature : 23.4°C; Liquid Temperature : 22.4°C

DASY5 Configuration:

- Probe: EX3DV4 - SN3873; ConvF(8.25, 8.25, 8.25) @ 1760 MHz; Calibrated: 2022/8/31
- Sensor-Surface: 2mm (Mechanical Surface Detection)
- Electronics: DAE4 Sn1389; Calibrated: 2022/11/9
- Phantom: SAM (30deg probe tilt) with CRP v5.0; Type: QD000P40CD; Serial: TP:1781
- Measurement SW: DASY52, Version 52.10 (4); SEMCAD X Version 14.6.14 (7483)

- **Area Scan (71x61x1):** Interpolated grid: dx=1.500 mm, dy=1.500 mm

Maximum value of SAR (interpolated) = 1.68 W/kg


- **Zoom Scan (5x5x7)/Cube 0:** Measurement grid: dx=8mm, dy=8mm, dz=5mm

Reference Value = 14.36 V/m; Power Drift = -0.07 dB

Peak SAR (extrapolated) = 1.83 W/kg

SAR(1 g) = 1.01 W/kg; SAR(10 g) = 0.624 W/kg

Maximum value of SAR (measured) = 1.47 W/kg



P27 n71_DFT-s-OFDM_QPSK15M_Left Cheek_Ch138100_1RB_OS1_Ant2

Communication System: NR; Frequency: 690.5 MHz; Duty Cycle: 1:1

Medium: HSL750_1127 Medium parameters used: $f = 690.5$ MHz; $\sigma = 0.868$ S/m; $\epsilon_r = 41.128$; $\rho = 1000$ kg/m³

Ambient Temperature : 23.2°C; Liquid Temperature : 22.6°C

DASY5 Configuration:

- Probe: EX3DV4 - SN3873; ConvF(9.59, 9.59, 9.59) @ 690.5 MHz; Calibrated: 2022/8/31
- Sensor-Surface: 2mm (Mechanical Surface Detection)
- Electronics: DAE4 Sn1389; Calibrated: 2022/11/9
- Phantom: SAM (30deg probe tilt) with CRP v5.0; Type: QD000P40CD; Serial: TP:1781
- Measurement SW: DASY52, Version 52.10 (4); SEMCAD X Version 14.6.14 (7483)

- **Area Scan (81x111x1)**: Interpolated grid: dx=1.500 mm, dy=1.500 mm

Maximum value of SAR (interpolated) = 0.184 W/kg


- **Zoom Scan (5x5x7)/Cube 0**: Measurement grid: dx=8mm, dy=8mm, dz=5mm

Reference Value = 4.264 V/m; Power Drift = 0.00 dB

Peak SAR (extrapolated) = 0.192 W/kg

SAR(1 g) = 0.165 W/kg; SAR(10 g) = 0.133 W/kg

Maximum value of SAR (measured) = 0.181 W/kg



0 dB = 0.181 W/kg

P28 n77_DFT-s-OFDM_QPSK100M_Right Cheek_Ch633334_135RB_OS69_Ant7


Communication System: NR TDD; Frequency: 3500.01 MHz; Duty Cycle: 1:2.5
Medium: HSL3500_0106 Medium parameters used: $f = 3500.01$ MHz; $\sigma = 3.014$ S/m; $\epsilon_r = 39.693$;
 $\rho = 1000$ kg/m³
Ambient Temperature : 23.6°C; Liquid Temperature : 22.6°C

DASY5 Configuration:

- Probe: EX3DV4 - SN3873; ConvF(6.77, 6.77, 6.77) @ 3500.01 MHz; Calibrated: 2022/8/31
- Sensor-Surface: 2mm (Mechanical Surface Detection)
- Electronics: DAE4 Sn1389; Calibrated: 2022/11/9
- Phantom: SAM (30deg probe tilt) with CRP v5.0; Type: QD000P40CD; Serial: TP:1781
- Measurement SW: DASY52, Version 52.10 (4); SEMCAD X Version 14.6.14 (7483)

- **Area Scan (101x101x1):** Interpolated grid: dx=1.000 mm, dy=1.000 mm
Maximum value of SAR (interpolated) = 0.936 W/kg

- **Zoom Scan (7x7x12)/Cube 0:** Measurement grid: dx=4mm, dy=4mm, dz=2mm
Reference Value = 6.331 V/m; Power Drift = 0.07 dB
Peak SAR (extrapolated) = 1.21 W/kg
SAR(1 g) = 0.533 W/kg; SAR(10 g) = 0.223 W/kg
Maximum value of SAR (measured) = 0.839 W/kg



0 dB = 0.839 W/kg

P29 n77_DFT-s-OFDM_QPSK100M_Right Cheek_Ch650000_1RB_OS1_Ant7

Communication System: NR TDD; Frequency: 3750 MHz; Duty Cycle: 1:2.5

Medium: HSL3700_0106 Medium parameters used: $f = 3750$ MHz; $\sigma = 3.054$ S/m; $\epsilon_r = 39.192$; $\rho = 1000$ kg/m³

Ambient Temperature : 23.8°C; Liquid Temperature : 22.7°C

DASY5 Configuration:

- Probe: EX3DV4 - SN3873; ConvF(6.61, 6.61, 6.61) @ 3750 MHz; Calibrated: 2022/8/31
- Sensor-Surface: 2mm (Mechanical Surface Detection)
- Electronics: DAE4 Sn1389; Calibrated: 2022/11/9
- Phantom: SAM (30deg probe tilt) with CRP v5.0; Type: QD000P40CD; Serial: TP:1781
- Measurement SW: DASY52, Version 52.10 (4); SEMCAD X Version 14.6.14 (7483)

- **Area Scan (101x91x1)**: Interpolated grid: dx=1.000 mm, dy=1.000 mm

Maximum value of SAR (interpolated) = 1.37 W/kg


- **Zoom Scan (7x7x12)/Cube 0**: Measurement grid: dx=4mm, dy=4mm, dz=2mm

Reference Value = 6.056 V/m; Power Drift = 0.16 dB

Peak SAR (extrapolated) = 2.01 W/kg

SAR(1 g) = 0.831 W/kg; SAR(10 g) = 0.315 W/kg

Maximum value of SAR (measured) = 1.38 W/kg



0 dB = 1.38 W/kg

P30 WLAN2.4G_802.11b_Left Tilted_Ch6_Ant8+9

Communication System: 802.11b; Frequency: 2437 MHz; Duty Cycle: 1:1.02

Medium: HSL2450_1130 Medium parameters used: $f = 2437$ MHz; $\sigma = 1.828$ S/m; $\epsilon_r = 38.125$; $\rho = 1000$ kg/m³


Ambient Temperature : 23.5°C; Liquid Temperature : 22.2°C

DASY5 Configuration:

- Probe: EX3DV4 - SN3873; ConvF(7.59, 7.59, 7.59) @ 2437 MHz; Calibrated: 2022/8/31
- Sensor-Surface: 2mm (Mechanical Surface Detection)
- Electronics: DAE4 Sn1389; Calibrated: 2022/11/9
- Phantom: SAM (30deg probe tilt) with CRP v5.0; Type: QD000P40CD; Serial: TP:1781
- Measurement SW: DASY52, Version 52.10 (4); SEMCAD X Version 14.6.14 (7483)

- **Area Scan (101x91x1)**: Interpolated grid: dx=1.200 mm, dy=1.200 mm
 Maximum value of SAR (interpolated) = 0.481 W/kg

- **Zoom Scan (7x7x7)/Cube 0**: Measurement grid: dx=5mm, dy=5mm, dz=5mm
 Reference Value = 7.649 V/m; Power Drift = -0.00 dB
 Peak SAR (extrapolated) = 0.597 W/kg
SAR(1 g) = 0.326 W/kg; SAR(10 g) = 0.167 W/kg
 Maximum value of SAR (measured) = 0.472 W/kg



0 dB = 0.472 W/kg

P31 WLAN5G_802.11a_Left Cheek_Ch64_Ant8+9

Communication System: 802.11a; Frequency: 5320 MHz; Duty Cycle: 1:1.03

Medium: HSL5G_1201 Medium parameters used: $f = 5320$ MHz; $\sigma = 4.815$ S/m; $\epsilon_r = 36.424$; $\rho = 1000$ kg/m³

Ambient Temperature : 23.1°C; Liquid Temperature : 22.2°C

DASY5 Configuration:

- Probe: EX3DV4 - SN3873; ConvF(4.75, 4.75, 4.75) @ 5320 MHz; Calibrated: 2022/8/31
- Sensor-Surface: 2mm (Mechanical Surface Detection)
- Electronics: DAE4 Sn1389; Calibrated: 2022/11/9
- Phantom: SAM (30deg probe tilt) with CRP v5.0; Type: QD000P40CD; Serial: TP:1781
- Measurement SW: DASY52, Version 52.10 (4); SEMCAD X Version 14.6.14 (7483)

- **Area Scan (101x101x1)**: Interpolated grid: dx=1.000 mm, dy=1.000 mm

Maximum value of SAR (interpolated) = 0.626 W/kg

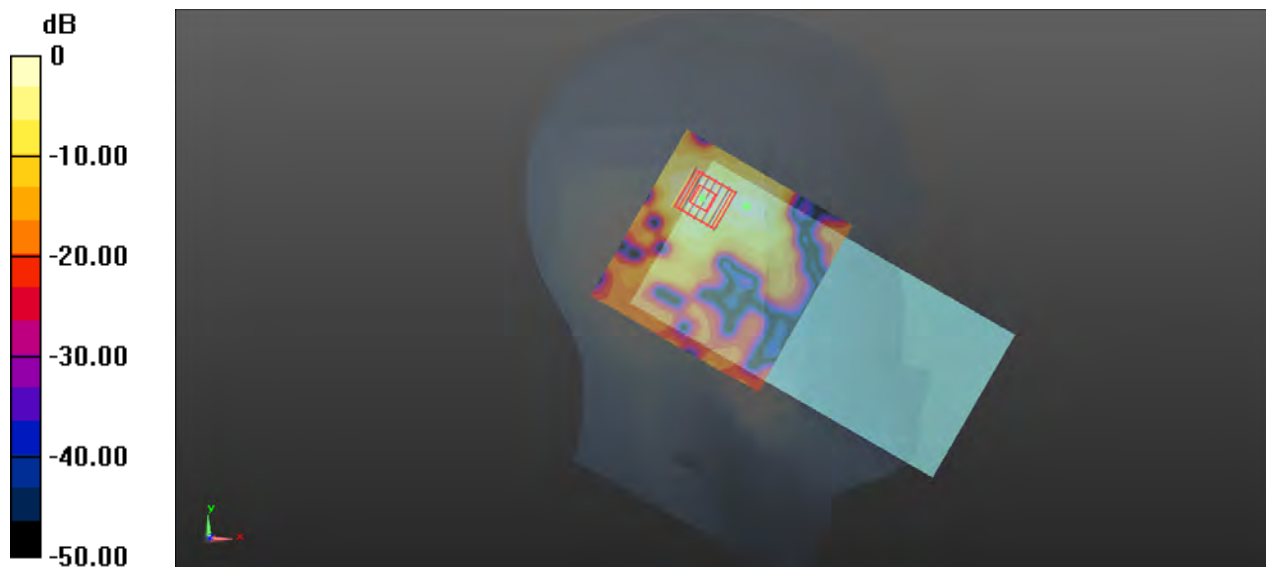
- **Zoom Scan (7x7x12)/Cube 0**: Measurement grid: dx=4mm, dy=4mm, dz=2mm

Reference Value = 3.374 V/m; Power Drift = 0.00 dB

Peak SAR (extrapolated) = 1.28 W/kg

SAR(1 g) = 0.339 W/kg; SAR(10 g) = 0.107 W/kg

Maximum value of SAR (measured) = 0.665 W/kg



0 dB = 0.665 W/kg

P32 WLAN5G_802.11a_Left Tilted_Ch100_Ant8+9

Communication System: 802.11a; Frequency: 5500 MHz; Duty Cycle: 1:1.03

Medium: HSL5G_1202 Medium parameters used: $f = 5500$ MHz; $\sigma = 5.036$ S/m; $\epsilon_r = 36.109$; $\rho = 1000$ kg/m³

Ambient Temperature : 23.4°C; Liquid Temperature : 22.6°C

DASY5 Configuration:

- Probe: EX3DV4 - SN3873; ConvF(4.47, 4.47, 4.47) @ 5500 MHz; Calibrated: 2022/8/31
- Sensor-Surface: 2mm (Mechanical Surface Detection)
- Electronics: DAE4 Sn1389; Calibrated: 2022/11/9
- Phantom: SAM (30deg probe tilt) with CRP v5.0; Type: QD000P40CD; Serial: TP:1781
- Measurement SW: DASY52, Version 52.10 (4); SEMCAD X Version 14.6.14 (7483)

- **Area Scan (101x101x1)**: Interpolated grid: dx=1.000 mm, dy=1.000 mm
Maximum value of SAR (interpolated) = 0.544 W/kg


- **Zoom Scan (7x7x12)/Cube 0**: Measurement grid: dx=4mm, dy=4mm, dz=2mm

Reference Value = 3.088 V/m; Power Drift = -0.09 dB

Peak SAR (extrapolated) = 1.10 W/kg

SAR(1 g) = 0.301 W/kg; SAR(10 g) = 0.098 W/kg

Maximum value of SAR (measured) = 0.587 W/kg



0 dB = 0.587 W/kg

P33 WLAN5G_802.11a_Right Tilted_Ch157_Ant8

Communication System: 802.11a; Frequency: 5785 MHz; Duty Cycle: 1:1.02

Medium: HSL5G_1203 Medium parameters used: $f = 5785$ MHz; $\sigma = 5.366$ S/m; $\epsilon_r = 35.582$; $\rho = 1000$ kg/m³

Ambient Temperature : 23.5°C; Liquid Temperature : 22.3°C

DASY5 Configuration:

- Probe: EX3DV4 - SN3873; ConvF(4.48, 4.48, 4.48) @ 5785 MHz; Calibrated: 2022/8/31
- Sensor-Surface: 2mm (Mechanical Surface Detection)
- Electronics: DAE4 Sn1389; Calibrated: 2022/11/9
- Phantom: SAM (30deg probe tilt) with CRP v5.0; Type: QD000P40CD; Serial: TP:1781
- Measurement SW: DASY52, Version 52.10 (4); SEMCAD X Version 14.6.14 (7483)

- **Area Scan (101x101x1)**: Interpolated grid: dx=1.000 mm, dy=1.000 mm

Maximum value of SAR (interpolated) = 0.752 W/kg


- **Zoom Scan (7x7x12)/Cube 0**: Measurement grid: dx=4mm, dy=4mm, dz=2mm

Reference Value = 1.128 V/m; Power Drift = 0.07 dB

Peak SAR (extrapolated) = 1.87 W/kg

SAR(1 g) = 0.192 W/kg; SAR(10 g) = 0.054 W/kg

Maximum value of SAR (measured) = 0.433 W/kg



0 dB = 0.433 W/kg

P34 BT_GFSK_Left Tilted_Ch39_Ant8

Communication System: BT; Frequency: 2441 MHz; Duty Cycle: 1:1.31

Medium: HSL2450_1130 Medium parameters used: $f = 2441$ MHz; $\sigma = 1.833$ S/m; $\epsilon_r = 38.103$; $\rho = 1000$ kg/m³

Ambient Temperature : 23.5°C; Liquid Temperature : 22.2°C

DASY5 Configuration:

- Probe: EX3DV4 - SN3873; ConvF(7.59, 7.59, 7.59) @ 2441 MHz; Calibrated: 2022/8/31
- Sensor-Surface: 2mm (Mechanical Surface Detection)
- Electronics: DAE4 Sn1389; Calibrated: 2022/11/9
- Phantom: SAM (30deg probe tilt) with CRP v5.0; Type: QD000P40CD; Serial: TP:1781
- Measurement SW: DASY52, Version 52.10 (4); SEMCAD X Version 14.6.14 (7483)

- **Area Scan (71x91x1)**: Interpolated grid: $dx=1.200$ mm, $dy=1.200$ mm

Maximum value of SAR (interpolated) = 0.0106 W/kg

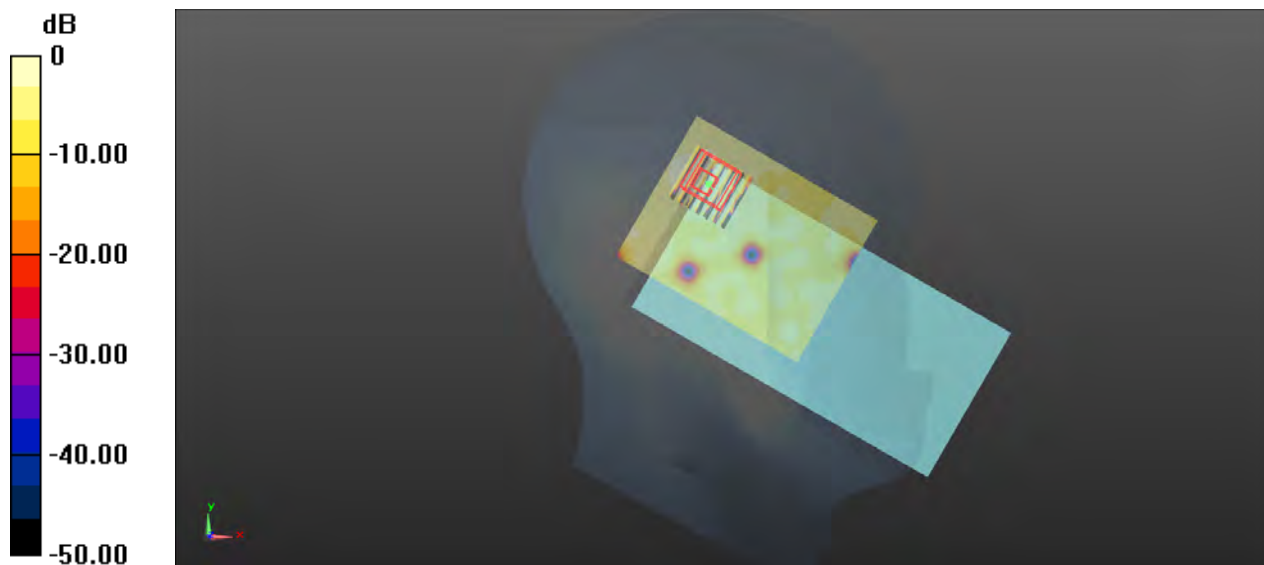
- **Zoom Scan (7x7x7)/Cube 0**: Measurement grid: $dx=5$ mm, $dy=5$ mm, $dz=5$ mm

Reference Value = 0.7990 V/m; Power Drift = -0.09 dB

Peak SAR (extrapolated) = 0.0150 W/kg

SAR(1 g) = 0.00615 W/kg; SAR(10 g) = 0.0019 W/kg

Maximum value of SAR (measured) = 0.00975 W/kg



0 dB = 0.00975 W/kg

P35 BLE_S8_Left Tilted_Ch19_Ant8

Communication System: BT; Frequency: 2440 MHz; Duty Cycle: 1:1.21

Medium: HSL2450_1130 Medium parameters used: $f = 2440$ MHz; $\sigma = 1.832$ S/m; $\epsilon_r = 38.109$; $\rho = 1000$ kg/m³

Ambient Temperature : 23.5°C; Liquid Temperature : 22.2°C

DASY5 Configuration:

- Probe: EX3DV4 - SN3873; ConvF(7.59, 7.59, 7.59) @ 2440 MHz; Calibrated: 2022/8/31
- Sensor-Surface: 2mm (Mechanical Surface Detection)
- Electronics: DAE4 Sn1389; Calibrated: 2022/11/9
- Phantom: SAM (30deg probe tilt) with CRP v5.0; Type: QD000P40CD; Serial: TP:1781
- Measurement SW: DASY52, Version 52.10 (4); SEMCAD X Version 14.6.14 (7483)

- **Area Scan (101x91x1)**: Interpolated grid: dx=1.200 mm, dy=1.200 mm

Maximum value of SAR (interpolated) = 0.0206 W/kg


- **Zoom Scan (7x7x7)/Cube 0**: Measurement grid: dx=5mm, dy=5mm, dz=5mm

Reference Value = 0.6060 V/m; Power Drift = 0.09 dB

Peak SAR (extrapolated) = 0.0590 W/kg

SAR(1 g) = 0.014 W/kg; SAR(10 g) = 0.00572 W/kg

Maximum value of SAR (measured) = 0.0209 W/kg



0 dB = 0.0209 W/kg

P36 GSM850_GPRS 3Tx slot _Front Face_1.5cm_Ch128_Ant2

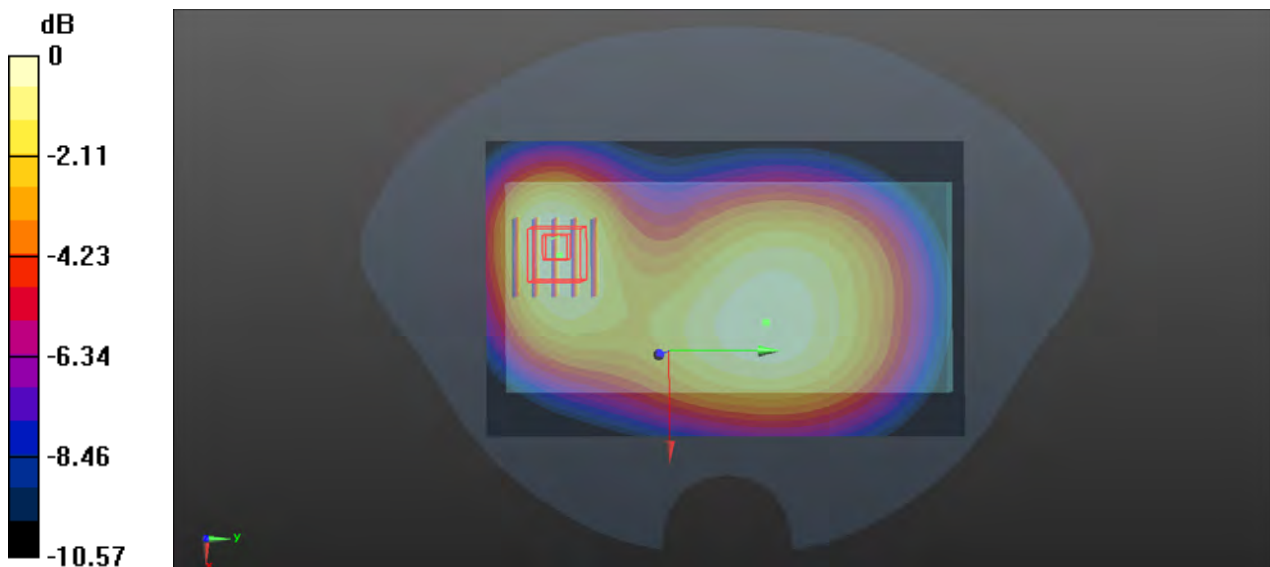
Communication System: GPRS 3Tx-slot; Frequency: 824.2 MHz; Duty Cycle: 1:2.77
 Medium: HSL835_1205 Medium parameters used: $f = 824.2$ MHz; $\sigma = 0.91$ S/m; $\epsilon_r = 42.125$; $\rho = 1000$ kg/m³
 Ambient Temperature : 23.5°C; Liquid Temperature : 22.7°C

DASY5 Configuration:

- Probe: EX3DV4 - SN3873; ConvF(9.4, 9.4, 9.4) @ 824.2 MHz; Calibrated: 2022/8/31
- Sensor-Surface: 2mm (Mechanical Surface Detection)
- Electronics: DAE4 Sn1389; Calibrated: 2022/11/9
- Phantom: SAM (30deg probe tilt) with CRP v5.0; Type: QD000P40CD; Serial: TP:1781
- Measurement SW: DASY52, Version 52.10 (4); SEMCAD X Version 14.6.14 (7483)

- **Area Scan (81x131x1):** Interpolated grid: dx=1.500 mm, dy=1.500 mm
 Maximum value of SAR (interpolated) = 0.313 W/kg

- **Zoom Scan (5x5x7)/Cube 0:** Measurement grid: dx=8mm, dy=8mm, dz=5mm
 Reference Value = 15.81 V/m; Power Drift = 0.02 dB
 Peak SAR (extrapolated) = 0.363 W/kg
SAR(1 g) = 0.253 W/kg; SAR(10 g) = 0.174 W/kg
 Maximum value of SAR (measured) = 0.309 W/kg



0 dB = 0.309 W/kg

P37 GSM1900_GPRS 3Tx slot _Rear Face_1.5cm_Ch661_Ant1


Communication System: GPRS 3Tx-slot; Frequency: 1880 MHz; Duty Cycle: 1:2.77
 Medium: HSL1900_1207 Medium parameters used: $f = 1880$ MHz; $\sigma = 1.399$ S/m; $\epsilon_r = 39.539$; $\rho = 1000$ kg/m³
 Ambient Temperature : 23.3°C; Liquid Temperature : 22.6°C

DASY5 Configuration:

- Probe: EX3DV4 - SN3873; ConvF(8.02, 8.02, 8.02) @ 1880 MHz; Calibrated: 2022/8/31
- Sensor-Surface: 2mm (Mechanical Surface Detection)
- Electronics: DAE4 Sn1389; Calibrated: 2022/11/9
- Phantom: SAM (30deg probe tilt) with CRP v5.0; Type: QD000P40CD; Serial: TP:1781
- Measurement SW: DASY52, Version 52.10 (4); SEMCAD X Version 14.6.14 (7483)

- **Area Scan (81x71x1):** Interpolated grid: dx=1.500 mm, dy=1.500 mm
 Maximum value of SAR (interpolated) = 0.310 W/kg

- **Zoom Scan (5x5x7)/Cube 0:** Measurement grid: dx=8mm, dy=8mm, dz=5mm
 Reference Value = 7.365 V/m; Power Drift = -0.19 dB
 Peak SAR (extrapolated) = 0.362 W/kg
SAR(1 g) = 0.227 W/kg; SAR(10 g) = 0.142 W/kg
 Maximum value of SAR (measured) = 0.295 W/kg



0 dB = 0.295 W/kg

P38 WCDMA II_RMC12.2K_Rear Face_1.5cm_Ch9262_Ant1

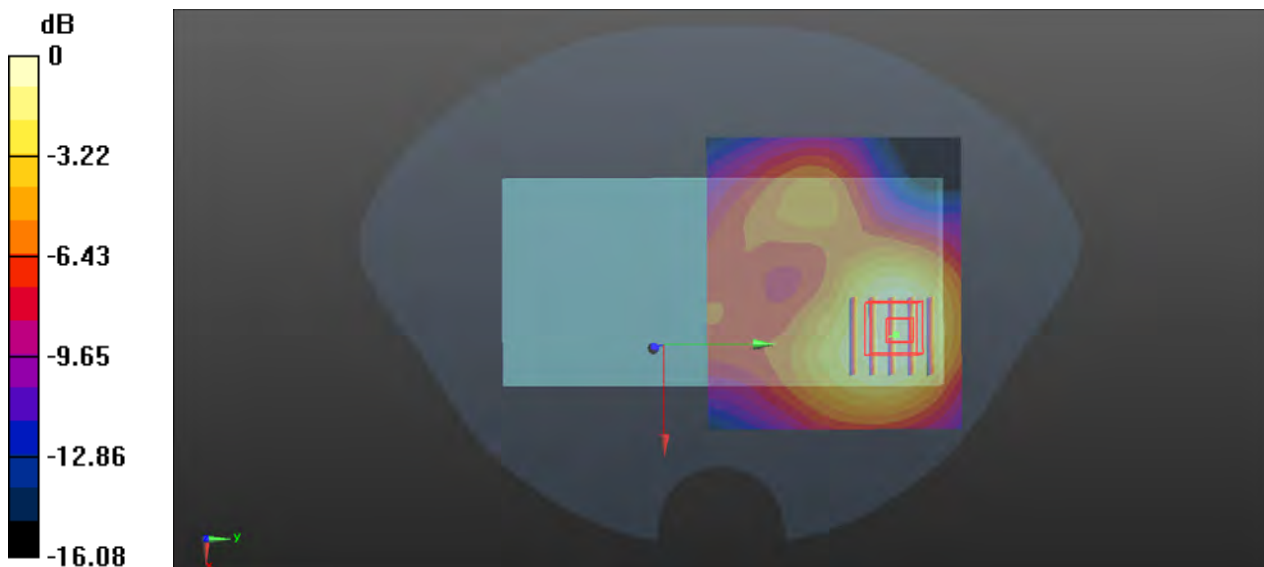
Communication System: WCDMA; Frequency: 1852.4 MHz; Duty Cycle: 1:1
Medium: HSL1900_1270 Medium parameters used: $f = 1852.4$ MHz; $\sigma = 1.382$ S/m; $\epsilon_r = 39.607$; $\rho = 1000$ kg/m³
Ambient Temperature : 23.3°C; Liquid Temperature : 22.6°C

DASY5 Configuration:

- Probe: EX3DV4 - SN3873; ConvF(8.02, 8.02, 8.02) @ 1852.4 MHz; Calibrated: 2022/8/31
- Sensor-Surface: 2mm (Mechanical Surface Detection)
- Electronics: DAE4 Sn1389; Calibrated: 2022/11/9
- Phantom: SAM (30deg probe tilt) with CRP v5.0; Type: QD000P40CD; Serial: TP:1781
- Measurement SW: DASY52, Version 52.10 (4); SEMCAD X Version 14.6.14 (7483)

- **Area Scan (81x71x1):** Interpolated grid: dx=1.500 mm, dy=1.500 mm
Maximum value of SAR (interpolated) = 0.133 W/kg

- **Zoom Scan (5x5x7)/Cube 0:** Measurement grid: dx=8mm, dy=8mm, dz=5mm
Reference Value = 4.250 V/m; Power Drift = -0.01 dB
Peak SAR (extrapolated) = 0.157 W/kg
SAR(1 g) = 0.100 W/kg; SAR(10 g) = 0.061 W/kg
Maximum value of SAR (measured) = 0.129 W/kg



0 dB = 0.129 W/kg

P39 WCDMA IV_RMC12.2K_Rear Face_1.5cm_Ch1513_Ant1


Communication System: WCDMA; Frequency: 1752.6 MHz; Duty Cycle: 1:1
Medium: HSL1750_1206 Medium parameters used: $f = 1753$ MHz; $\sigma = 1.33$ S/m; $\epsilon_r = 39.624$; $\rho = 1000$ kg/m³
Ambient Temperature : 23.3°C; Liquid Temperature : 22.3°C

DASY5 Configuration:

- Probe: EX3DV4 - SN3873; ConvF(8.25, 8.25, 8.25) @ 1752.6 MHz; Calibrated: 2022/8/31
- Sensor-Surface: 2mm (Mechanical Surface Detection)
- Electronics: DAE4 Sn1389; Calibrated: 2022/11/9
- Phantom: SAM (30deg probe tilt) with CRP v5.0; Type: QD000P40CD; Serial: TP:1781
- Measurement SW: DASY52, Version 52.10 (4); SEMCAD X Version 14.6.14 (7483)

- **Area Scan (81x131x1):** Interpolated grid: dx=1.500 mm, dy=1.500 mm
Maximum value of SAR (interpolated) = 0.0673 W/kg

- **Zoom Scan (5x5x7)/Cube 0:** Measurement grid: dx=8mm, dy=8mm, dz=5mm
Reference Value = 11.05 V/m; Power Drift = -0.02 dB
Peak SAR (extrapolated) = 0.0820 W/kg
SAR(1 g) = 0.050 W/kg; SAR(10 g) = 0.030 W/kg
Maximum value of SAR (measured) = 0.0656 W/kg



0 dB = 0.0656 W/kg

P40 WCDMA V_RMC12.2K_Front Face_1.5cm_Ch4182_Ant2

Communication System: WCDMA; Frequency: 836.4 MHz; Duty Cycle: 1:1

Medium: HSL835_1205 Medium parameters used: $f = 836.4$ MHz; $\sigma = 0.915$ S/m; $\epsilon_r = 42.089$; $\rho = 1000$ kg/m³

Ambient Temperature : 23.5°C; Liquid Temperature : 22.7°C

DASY5 Configuration:

- Probe: EX3DV4 - SN3873; ConvF(9.4, 9.4, 9.4) @ 836.4 MHz; Calibrated: 2022/8/31
- Sensor-Surface: 2mm (Mechanical Surface Detection)
- Electronics: DAE4 Sn1389; Calibrated: 2022/11/9
- Phantom: SAM (30deg probe tilt) with CRP v5.0; Type: QD000P40CD; Serial: TP:1781
- Measurement SW: DASY52, Version 52.10 (4); SEMCAD X Version 14.6.14 (7483)

- **Area Scan (81x71x1):** Interpolated grid: dx=1.500 mm, dy=1.500 mm
 Maximum value of SAR (interpolated) = 0.265 W/kg

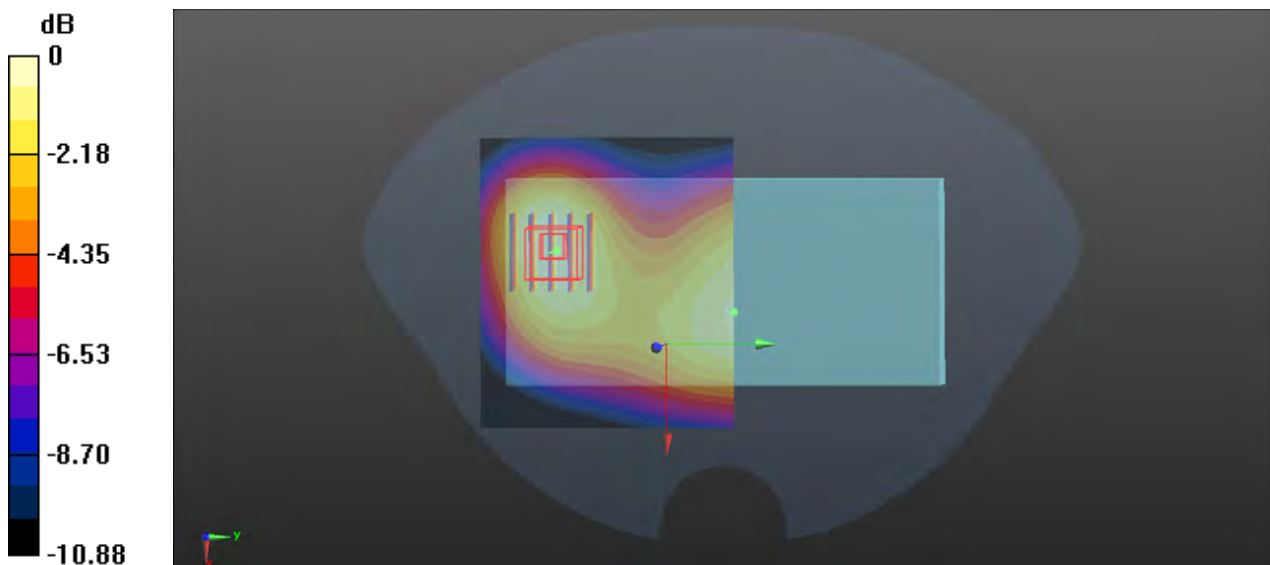
- **Zoom Scan (5x5x7)/Cube 0:** Measurement grid: dx=8mm, dy=8mm, dz=5mm

Reference Value = 14.22 V/m; Power Drift = 0.00 dB

Peak SAR (extrapolated) = 0.304 W/kg

SAR(1 g) = 0.214 W/kg; SAR(10 g) = 0.147 W/kg

Maximum value of SAR (measured) = 0.262 W/kg



0 dB = 0.262 W/kg

P41 LTE 5_QPSK10M_Rear Face_1.5cm_Ch20525_1RB_OS0_Ant2

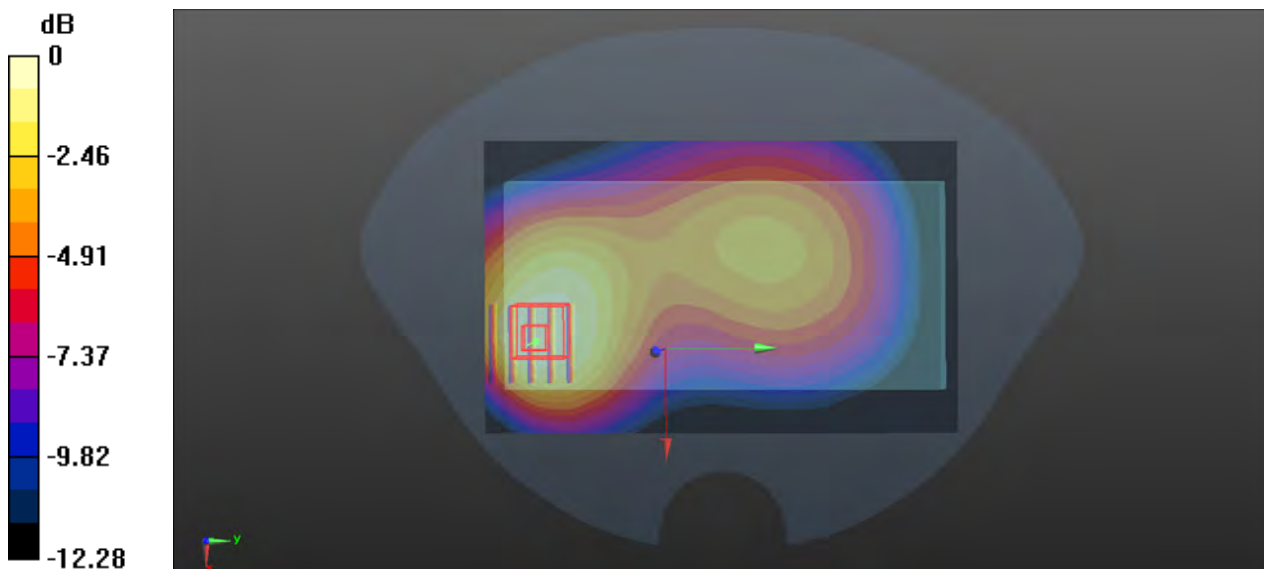
Communication System: LTE; Frequency: 836.5 MHz; Duty Cycle: 1:1
Medium: HSL835_1205 Medium parameters used: $f = 836.5$ MHz; $\sigma = 0.896$ S/m; $\epsilon_r = 41.647$; $\rho = 1000$ kg/m³
Ambient Temperature : 23.5°C; Liquid Temperature : 22.7°C

DASY5 Configuration:

- Probe: EX3DV4 - SN3873; ConvF(9.4, 9.4, 9.4) @ 836.5 MHz; Calibrated: 2022/8/31
- Sensor-Surface: 2mm (Mechanical Surface Detection)
- Electronics: DAE4 Sn1389; Calibrated: 2022/11/9
- Phantom: SAM (30deg probe tilt) with CRP v5.0; Type: QD000P40CD; Serial: TP:1781
- Measurement SW: DASY52, Version 52.10 (4); SEMCAD X Version 14.6.14 (7483)

- **Area Scan (81x131x1):** Interpolated grid: dx=1.500 mm, dy=1.500 mm
Maximum value of SAR (interpolated) = 0.261 W/kg

- **Zoom Scan (5x5x7)/Cube 0:** Measurement grid: dx=8mm, dy=8mm, dz=5mm
Reference Value = 10.33 V/m; Power Drift = -0.04 dB
Peak SAR (extrapolated) = 0.291 W/kg
SAR(1 g) = 0.208 W/kg; SAR(10 g) = 0.143 W/kg
Maximum value of SAR (measured) = 0.253 W/kg



0 dB = 0.253 W/kg

P42 LTE 7_QPSK20M_Rear Face_1.5cm_Ch21350_1RB_OS99_Ant1


Communication System: LTE; Frequency: 2560 MHz; Duty Cycle: 1:1
Medium: HSL2600_1209 Medium parameters used: $f = 2560$ MHz; $\sigma = 1.864$ S/m; $\epsilon_r = 39.275$; $\rho = 1000$ kg/m³
Ambient Temperature : 23.4°C; Liquid Temperature : 22.6°C

DASY5 Configuration:

- Probe: EX3DV4 - SN3873; ConvF(7.47, 7.47, 7.47) @ 2560 MHz; Calibrated: 2022/8/31
- Sensor-Surface: 2mm (Mechanical Surface Detection)
- Electronics: DAE4 Sn1389; Calibrated: 2022/11/9
- Phantom: SAM (30deg probe tilt) with CRP v5.0; Type: QD000P40CD; Serial: TP:1781
- Measurement SW: DASY52, Version 52.10 (4); SEMCAD X Version 14.6.14 (7483)

- **Area Scan (101x101x1)**: Interpolated grid: dx=1.200 mm, dy=1.200 mm
Maximum value of SAR (interpolated) = 0.510 W/kg

- **Zoom Scan (7x7x7)/Cube 0**: Measurement grid: dx=5mm, dy=5mm, dz=5mm
Reference Value = 5.792 V/m; Power Drift = 0.09 dB
Peak SAR (extrapolated) = 0.669 W/kg
SAR(1 g) = 0.380 W/kg; SAR(10 g) = 0.215 W/kg
Maximum value of SAR (measured) = 0.521 W/kg



0 dB = 0.521 W/kg

P43 LTE 12_QPSK10M_Front Face_1.5cm_Ch23130_1RB_OS49_Ant2

Communication System: LTE; Frequency: 711 MHz; Duty Cycle: 1:1

Medium: HSL750_1204 Medium parameters used: $f = 711 \text{ MHz}$; $\sigma = 0.863 \text{ S/m}$; $\epsilon_r = 40.76$; $\rho = 1000 \text{ kg/m}^3$

Ambient Temperature : 23.1°C ; Liquid Temperature : 22.4°C

DASY5 Configuration:

- Probe: EX3DV4 - SN3873; ConvF(9.59, 9.59, 9.59) @ 711 MHz; Calibrated: 2022/8/31
- Sensor-Surface: 2mm (Mechanical Surface Detection)
- Electronics: DAE4 Sn1389; Calibrated: 2022/11/9
- Phantom: SAM (30deg probe tilt) with CRP v5.0; Type: QD000P40CD; Serial: TP:1781
- Measurement SW: DASY52, Version 52.10 (4); SEMCAD X Version 14.6.14 (7483)

- **Area Scan (81x131x1):** Interpolated grid: $dx=1.500 \text{ mm}$, $dy=1.500 \text{ mm}$

Maximum value of SAR (interpolated) = 0.217 W/kg

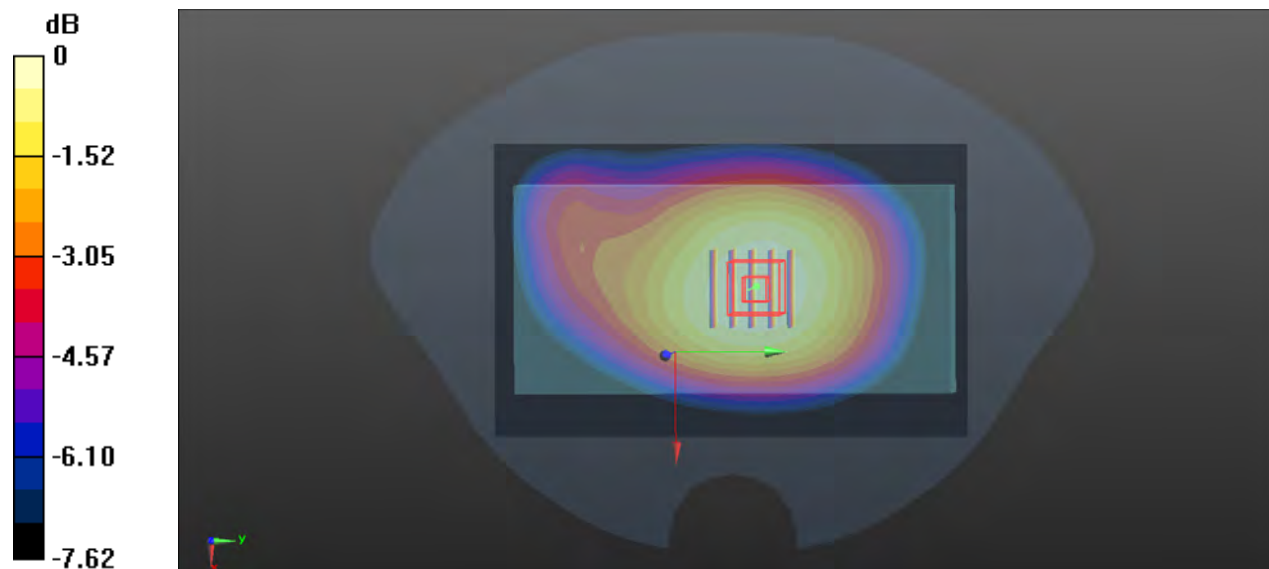
- **Zoom Scan (5x5x7)/Cube 0:** Measurement grid: $dx=8\text{mm}$, $dy=8\text{mm}$, $dz=5\text{mm}$

Reference Value = 15.04 V/m ; Power Drift = -0.03 dB

Peak SAR (extrapolated) = 0.239 W/kg

SAR(1 g) = 0.209 W/kg ; SAR(10 g) = 0.145 W/kg

Maximum value of SAR (measured) = 0.218 W/kg



0 dB = 0.218 W/kg

P44 LTE 13_QPSK10M_Front Face_1.5cm_Ch23230_1RB_OS24_Ant2

Communication System: LTE; Frequency: 782 MHz; Duty Cycle: 1:1

Medium: HSL750_1204 Medium parameters used: $f = 782 \text{ MHz}$; $\sigma = 0.916 \text{ S/m}$; $\epsilon_r = 40.134$; $\rho = 1000 \text{ kg/m}^3$

Ambient Temperature : 23.1°C ; Liquid Temperature : 22.4°C

DASY5 Configuration:

- Probe: EX3DV4 - SN3873; ConvF(9.59, 9.59, 9.59) @ 782 MHz; Calibrated: 2022/8/31
- Sensor-Surface: 2mm (Mechanical Surface Detection)
- Electronics: DAE4 Sn1389; Calibrated: 2022/11/9
- Phantom: SAM (30deg probe tilt) with CRP v5.0; Type: QD000P40CD; Serial: TP:1781
- Measurement SW: DASY52, Version 52.10 (4); SEMCAD X Version 14.6.14 (7483)

- **Area Scan (81x131x1):** Interpolated grid: $dx=1.500 \text{ mm}$, $dy=1.500 \text{ mm}$

Maximum value of SAR (interpolated) = 0.249 W/kg

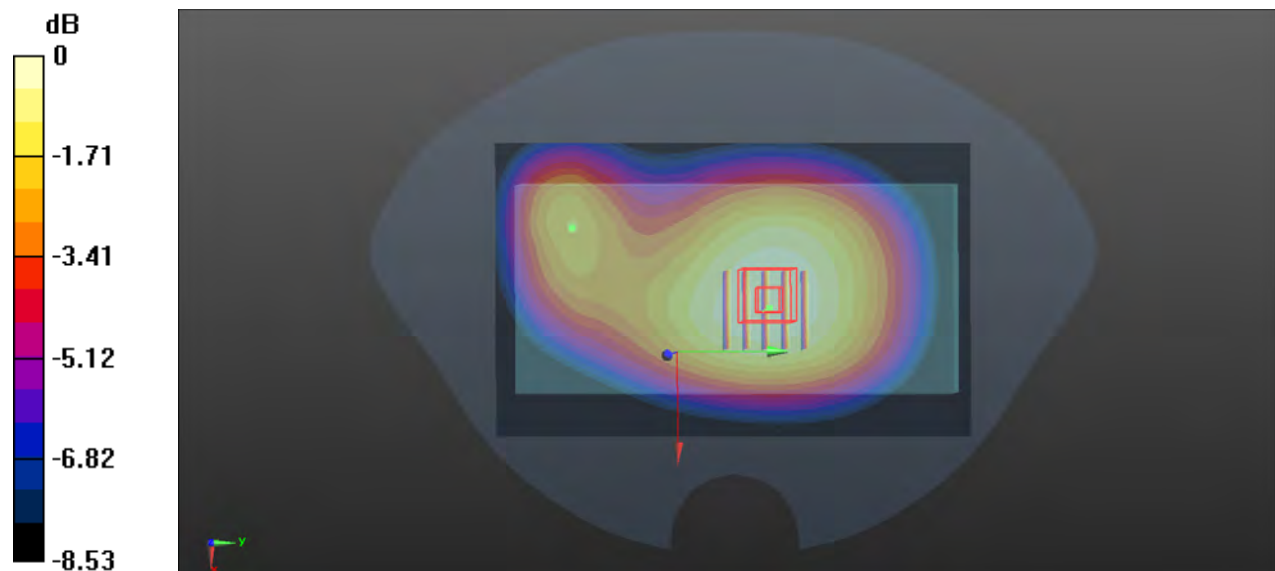
- **Zoom Scan (5x5x7)/Cube 0:** Measurement grid: $dx=8\text{mm}$, $dy=8\text{mm}$, $dz=5\text{mm}$

Reference Value = 15.18 V/m ; Power Drift = -0.03 dB

Peak SAR (extrapolated) = 0.272 W/kg

SAR(1 g) = 0.229 W/kg ; SAR(10 g) = 0.163 W/kg

Maximum value of SAR (measured) = 0.247 W/kg



0 dB = 0.247 W/kg

P45 LTE 14_QPSK10M_Front Face_1.5cm_Ch23330_1RB_OS24_Ant2

Communication System: LTE; Frequency: 793 MHz; Duty Cycle: 1:1

Medium: HSL750_1204 Medium parameters used: $f = 793 \text{ MHz}$; $\sigma = 0.921 \text{ S/m}$; $\epsilon_r = 40.024$; $\rho = 1000 \text{ kg/m}^3$

Ambient Temperature : 23.1°C ; Liquid Temperature : 22.4°C

DASY5 Configuration:

- Probe: EX3DV4 - SN3873; ConvF(9.59, 9.59, 9.59) @ 793 MHz; Calibrated: 2022/8/31
- Sensor-Surface: 2mm (Mechanical Surface Detection)
- Electronics: DAE4 Sn1389; Calibrated: 2022/11/9
- Phantom: SAM (30deg probe tilt) with CRP v5.0; Type: QD000P40CD; Serial: TP:1781
- Measurement SW: DASY52, Version 52.10 (4); SEMCAD X Version 14.6.14 (7483)

- **Area Scan (81x131x1)**: Interpolated grid: $dx=1.500 \text{ mm}$, $dy=1.500 \text{ mm}$

Maximum value of SAR (interpolated) = 0.233 W/kg

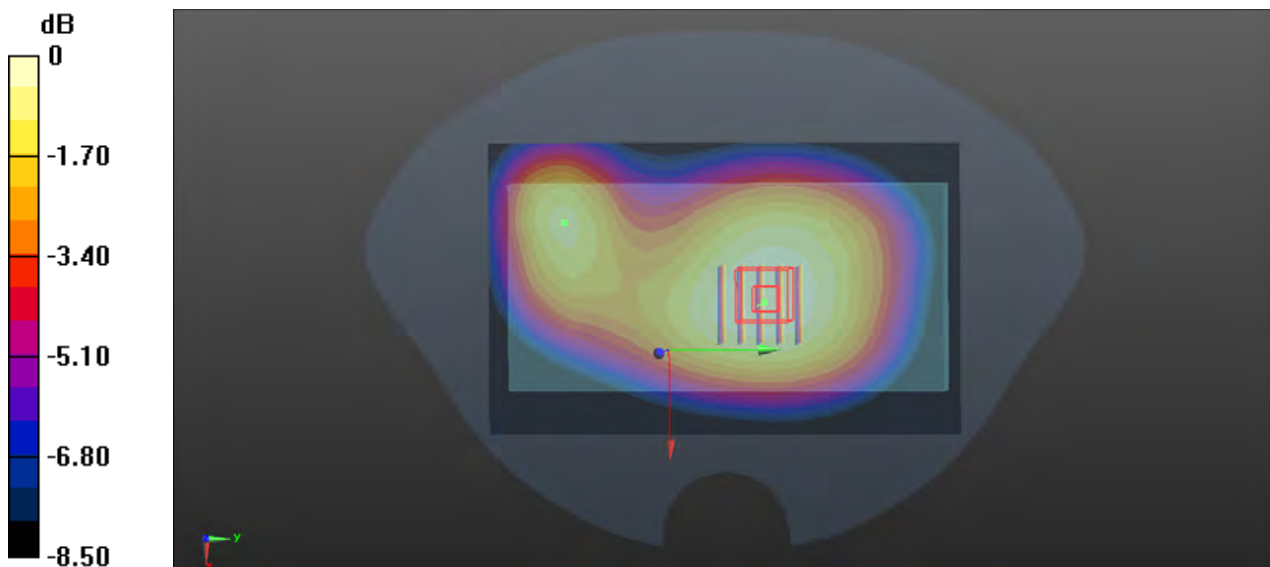
- **Zoom Scan (5x5x7)/Cube 0**: Measurement grid: $dx=8\text{mm}$, $dy=8\text{mm}$, $dz=5\text{mm}$

Reference Value = 14.51 V/m ; Power Drift = -0.03 dB

Peak SAR (extrapolated) = 0.258 W/kg

SAR(1 g) = 0.204 W/kg ; SAR(10 g) = 0.152 W/kg

Maximum value of SAR (measured) = 0.234 W/kg



0 dB = 0.234 W/kg

P46 LTE 25_QPSK20M_Rear Face_1.5cm_Ch26340_1RB_OS0_Ant1

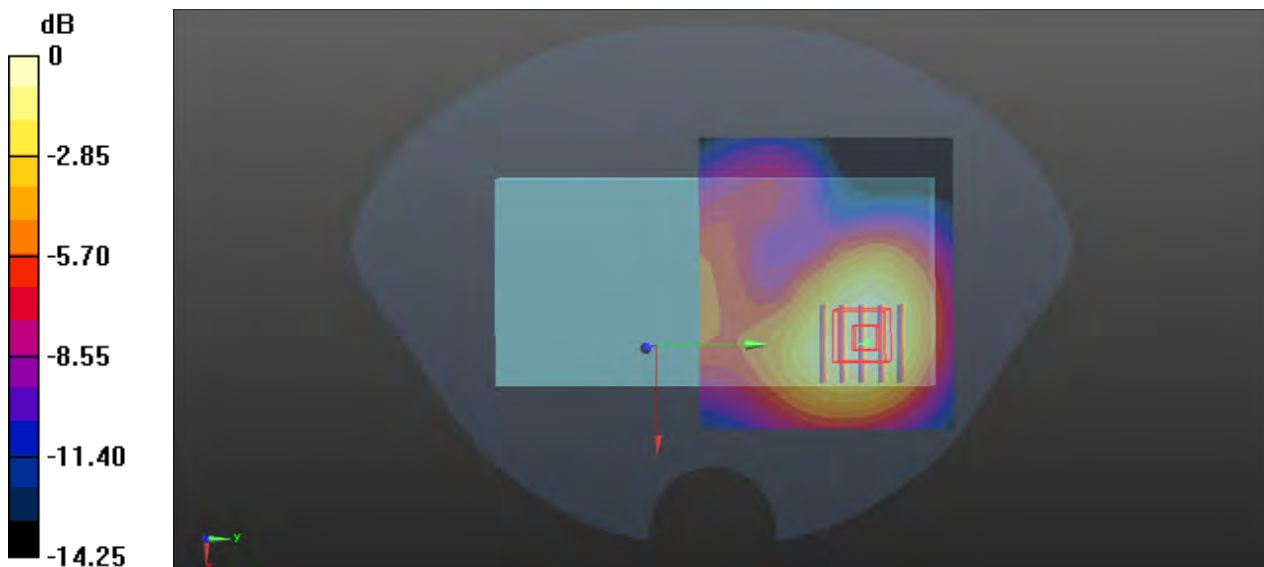
Communication System: LTE; Frequency: 1880 MHz; Duty Cycle: 1:1
Medium: HSL1900_1207 Medium parameters used: $f = 1880 \text{ MHz}$; $\sigma = 1.399 \text{ S/m}$; $\epsilon_r = 39.539$; $\rho = 1000 \text{ kg/m}^3$
Ambient Temperature : 23.3°C ; Liquid Temperature : 22.6°C

DASY5 Configuration:

- Probe: EX3DV4 - SN3873; ConvF(8.02, 8.02, 8.02) @ 1880 MHz; Calibrated: 2022/8/31
- Sensor-Surface: 2mm (Mechanical Surface Detection)
- Electronics: DAE4 Sn1389; Calibrated: 2022/11/9
- Phantom: SAM (30deg probe tilt) with CRP v5.0; Type: QD000P40CD; Serial: TP:1781
- Measurement SW: DASY52, Version 52.10 (4); SEMCAD X Version 14.6.14 (7483)

- **Area Scan (81x71x1):** Interpolated grid: $dx=1.500 \text{ mm}$, $dy=1.500 \text{ mm}$
Maximum value of SAR (interpolated) = 0.510 W/kg

- **Zoom Scan (5x5x7)/Cube 0:** Measurement grid: $dx=8\text{mm}$, $dy=8\text{mm}$, $dz=5\text{mm}$
Reference Value = 9.216 V/m ; Power Drift = 0.01 dB
Peak SAR (extrapolated) = 0.602 W/kg
SAR(1 g) = 0.383 W/kg ; SAR(10 g) = 0.244 W/kg
Maximum value of SAR (measured) = 0.494 W/kg



0 dB = 0.494 W/kg

P47 LTE 26_QPSK15M_Front Face_1.5cm_Ch26965_1RB_OS37_Ant2

Communication System: LTE; Frequency: 841.5 MHz; Duty Cycle: 1:1

Medium: HSL835_1205 Medium parameters used: $f = 841.5$ MHz; $\sigma = 0.901$ S/m; $\epsilon_r = 41.592$; $\rho = 1000$ kg/m³

Ambient Temperature : 23.5°C; Liquid Temperature : 22.7°C

DASY5 Configuration:

- Probe: EX3DV4 - SN3873; ConvF(9.4, 9.4, 9.4) @ 841.5 MHz; Calibrated: 2022/8/31
- Sensor-Surface: 2mm (Mechanical Surface Detection)
- Electronics: DAE4 Sn1389; Calibrated: 2022/11/9
- Phantom: SAM (30deg probe tilt) with CRP v5.0; Type: QD000P40CD; Serial: TP:1781
- Measurement SW: DASY52, Version 52.10 (4); SEMCAD X Version 14.6.14 (7483)

- **Area Scan (81x61x1):** Interpolated grid: dx=1.500 mm, dy=1.500 mm

Maximum value of SAR (interpolated) = 0.216 W/kg

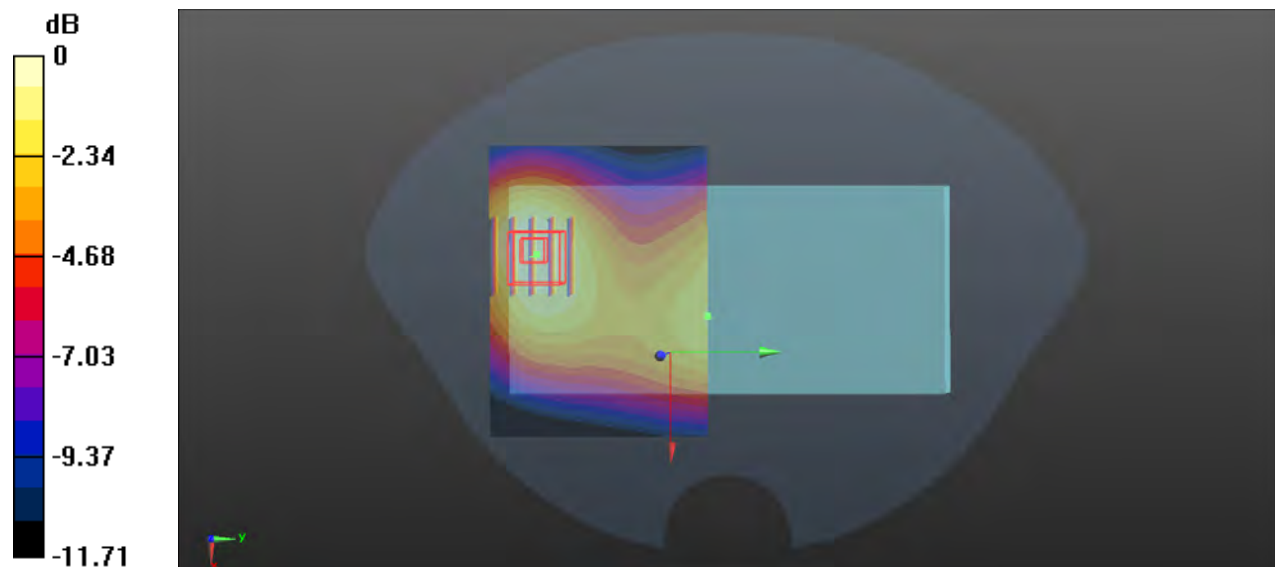
- **Zoom Scan (5x5x7)/Cube 0:** Measurement grid: dx=8mm, dy=8mm, dz=5mm

Reference Value = 12.55 V/m; Power Drift = 0.00 dB

Peak SAR (extrapolated) = 0.251 W/kg

SAR(1 g) = 0.173 W/kg; SAR(10 g) = 0.116 W/kg

Maximum value of SAR (measured) = 0.214 W/kg



0 dB = 0.214 W/kg

P48 LTE 30_QPSK10M_Rear Face_1.5cm_Ch27710_1RB_OS0_Ant1

Communication System: LTE; Frequency: 2310 MHz; Duty Cycle: 1:1

Medium: HSL2300_1208 Medium parameters used: $f = 2310$ MHz; $\sigma = 1.682$ S/m; $\epsilon_r = 39.62$; $\rho = 1000$ kg/m³

Ambient Temperature : 23.1°C; Liquid Temperature : 22.2°C

DASY5 Configuration:

- Probe: EX3DV4 - SN3873; ConvF(8.01, 8.01, 8.01) @ 2310 MHz; Calibrated: 2022/8/31
- Sensor-Surface: 2mm (Mechanical Surface Detection)
- Electronics: DAE4 Sn1389; Calibrated: 2022/11/9
- Phantom: SAM (30deg probe tilt) with CRP v5.0; Type: QD000P40CD; Serial: TP:1781
- Measurement SW: DASY52, Version 52.10 (4); SEMCAD X Version 14.6.14 (7483)

- **Area Scan (101x91x1):** Interpolated grid: dx=1.200 mm, dy=1.200 mm

Maximum value of SAR (interpolated) = 0.351 W/kg


- **Zoom Scan (7x7x7)/Cube 0:** Measurement grid: dx=5mm, dy=5mm, dz=5mm

Reference Value = 5.183 V/m; Power Drift = 0.00 dB

Peak SAR (extrapolated) = 0.443 W/kg

SAR(1 g) = 0.257 W/kg; SAR(10 g) = 0.150 W/kg

Maximum value of SAR (measured) = 0.350 W/kg



0 dB = 0.350 W/kg

P49 LTE 41_QPSK20M_Rear Face_1.5cm_Ch40185_1RB_OS0_Ant1

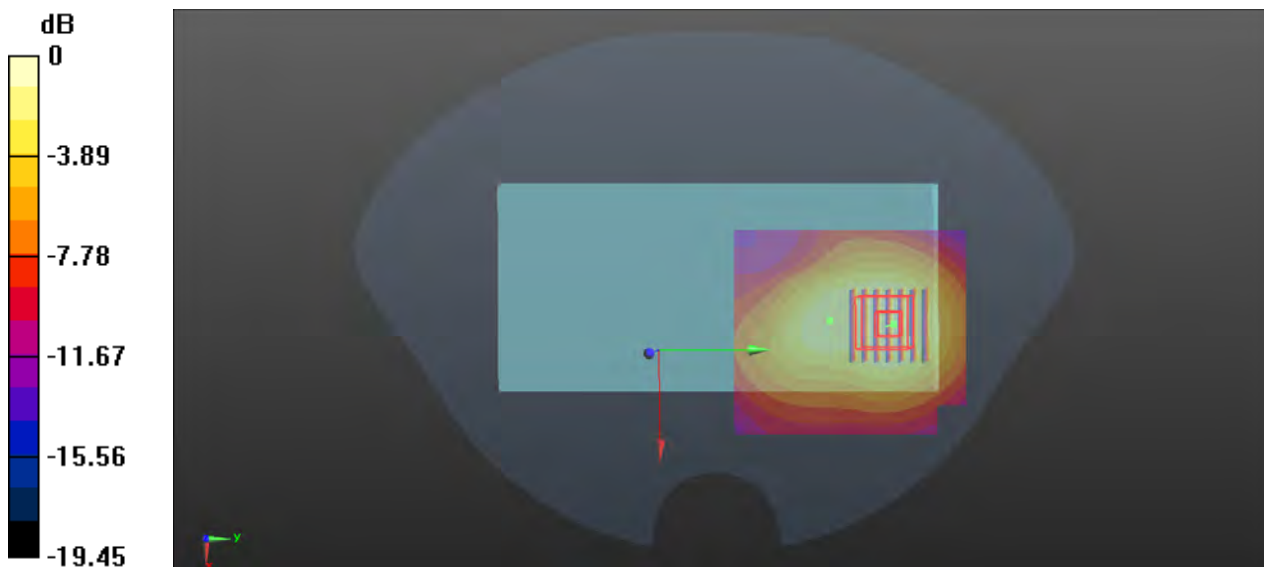
Communication System: LTE TDD; Frequency: 2549.5 MHz; Duty Cycle: 1:1.59
Medium: HSL2600_1209 Medium parameters used: $f = 2549.5$ MHz; $\sigma = 1.855$ S/m; $\epsilon_r = 39.278$; $\rho = 1000$ kg/m³
Ambient Temperature : 23.4°C; Liquid Temperature : 22.6°C

DASY5 Configuration:

- Probe: EX3DV4 - SN3873; ConvF(7.47, 7.47, 7.47) @ 2549.5 MHz; Calibrated: 2022/8/31
- Sensor-Surface: 2mm (Mechanical Surface Detection)
- Electronics: DAE4 Sn1389; Calibrated: 2022/11/9
- Phantom: SAM (30deg probe tilt) with CRP v5.0; Type: QD000P40CD; Serial: TP:1781
- Measurement SW: DASY52, Version 52.10 (4); SEMCAD X Version 14.6.14 (7483)

- **Area Scan (71x81x1):** Interpolated grid: dx=1.200 mm, dy=1.200 mm
Maximum value of SAR (interpolated) = 0.425 W/kg

- **Zoom Scan (7x7x7)/Cube 0:** Measurement grid: dx=5mm, dy=5mm, dz=5mm
Reference Value = 4.346 V/m; Power Drift = -0.05 dB
Peak SAR (extrapolated) = 0.554 W/kg
SAR(1 g) = 0.312 W/kg; SAR(10 g) = 0.172 W/kg
Maximum value of SAR (measured) = 0.431 W/kg



P50 LTE 42_QPSK20M_Rear Face_1.5cm_Ch42990_1RB_OS0_Ant7

Communication System: LTE TDD; Frequency: 3540 MHz; Duty Cycle: 1:1.59

Medium: HSL3500_1210 Medium parameters used: $f = 3540$ MHz; $\sigma = 3.053$ S/m; $\epsilon_r = 39.661$; $\rho = 1000$ kg/m³

Ambient Temperature : 23.2°C; Liquid Temperature : 22.2°C

DASY5 Configuration:

- Probe: EX3DV4 - SN3873; ConvF(6.77, 6.77, 6.77) @ 3540 MHz; Calibrated: 2022/8/31
- Sensor-Surface: 2mm (Mechanical Surface Detection)
- Electronics: DAE4 Sn1389; Calibrated: 2022/11/9
- Phantom: SAM (30deg probe tilt) with CRP v5.0; Type: QD000P40CD; Serial: TP:1781
- Measurement SW: DASY52, Version 52.10 (4); SEMCAD X Version 14.6.14 (7483)

- **Area Scan (111x101x1)**: Interpolated grid: dx=1.000 mm, dy=1.000 mm

Maximum value of SAR (interpolated) = 0.299 W/kg

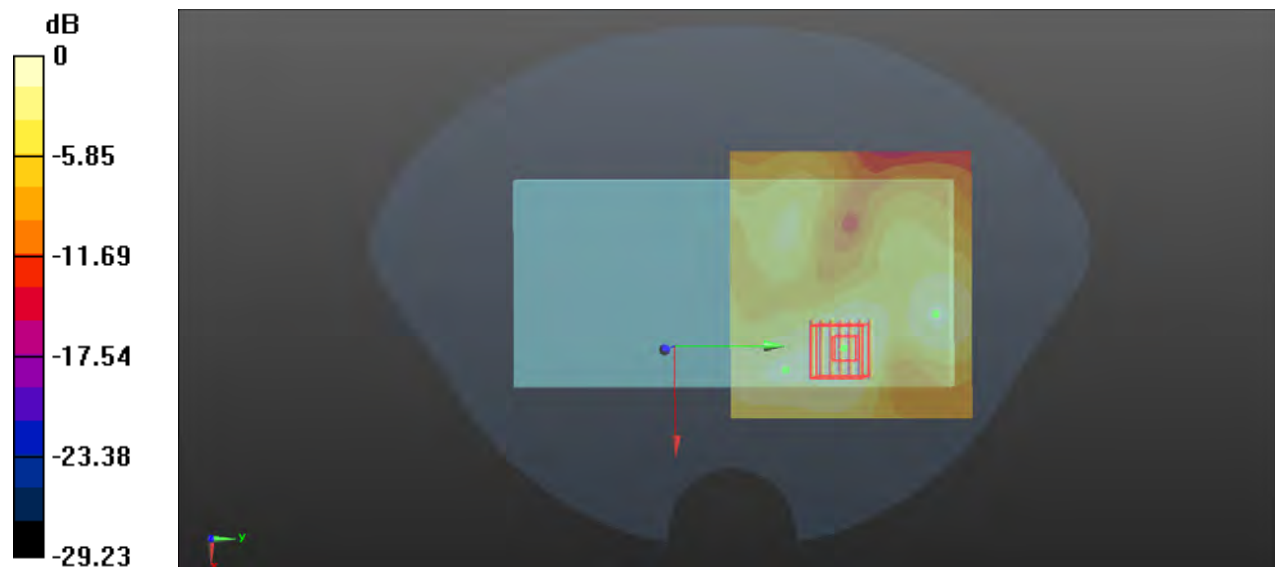
- **Zoom Scan (7x7x12)/Cube 0**: Measurement grid: dx=4mm, dy=4mm, dz=2mm

Reference Value = 4.245 V/m; Power Drift = -0.04 dB

Peak SAR (extrapolated) = 0.408 W/kg

SAR(1 g) = 0.182 W/kg; SAR(10 g) = 0.086 W/kg

Maximum value of SAR (measured) = 0.279 W/kg



0 dB = 0.279 W/kg

P51 LTE 48_QPSK20M_Rear Face_1.5cm_Ch56640_1RB_OS0_Ant7

Communication System: LTE TDD; Frequency: 3690 MHz; Duty Cycle: 1:1.59

Medium: HSL3700_1210 Medium parameters used: $f = 3690$ MHz; $\sigma = 2.997$ S/m; $\epsilon_r = 39.305$; $\rho = 1000$ kg/m³

Ambient Temperature : 23.3°C; Liquid Temperature : 22.5°C

DASY5 Configuration:

- Probe: EX3DV4 - SN3873; ConvF(6.61, 6.61, 6.61) @ 3690 MHz; Calibrated: 2022/8/31
- Sensor-Surface: 2mm (Mechanical Surface Detection)
- Electronics: DAE4 Sn1389; Calibrated: 2022/11/9
- Phantom: SAM (30deg probe tilt) with CRP v5.0; Type: QD000P40CD; Serial: TP:1781
- Measurement SW: DASY52, Version 52.10 (4); SEMCAD X Version 14.6.14 (7483)

- **Area Scan (111x101x1)**: Interpolated grid: dx=1.000 mm, dy=1.000 mm

Maximum value of SAR (interpolated) = 0.291 W/kg


- **Zoom Scan (7x7x12)/Cube 0**: Measurement grid: dx=4mm, dy=4mm, dz=2mm

Reference Value = 2.144 V/m; Power Drift = -0.01 dB

Peak SAR (extrapolated) = 0.404 W/kg

SAR(1 g) = 0.176 W/kg; SAR(10 g) = 0.079 W/kg

Maximum value of SAR (measured) = 0.277 W/kg



0 dB = 0.277 W/kg

P52 LTE 66_QPSK20M_Rear Face_1.5cm_Ch132572_1RB_OS99_Ant1

Communication System: LTE; Frequency: 1770 MHz; Duty Cycle: 1:1

Medium: HSL1750_1206 Medium parameters used: $f = 1770$ MHz; $\sigma = 1.341$ S/m; $\epsilon_r = 39.593$; $\rho = 1000$ kg/m³

Ambient Temperature : 23.3°C; Liquid Temperature : 22.3°C

DASY5 Configuration:

- Probe: EX3DV4 - SN3873; ConvF(8.25, 8.25, 8.25) @ 1770 MHz; Calibrated: 2022/8/31
- Sensor-Surface: 2mm (Mechanical Surface Detection)
- Electronics: DAE4 Sn1389; Calibrated: 2022/11/9
- Phantom: SAM (30deg probe tilt) with CRP v5.0; Type: QD000P40CD; Serial: TP:1781
- Measurement SW: DASY52, Version 52.10 (4); SEMCAD X Version 14.6.14 (7483)

- **Area Scan (81x71x1)**: Interpolated grid: dx=1.500 mm, dy=1.500 mm

Maximum value of SAR (interpolated) = 0.517 W/kg

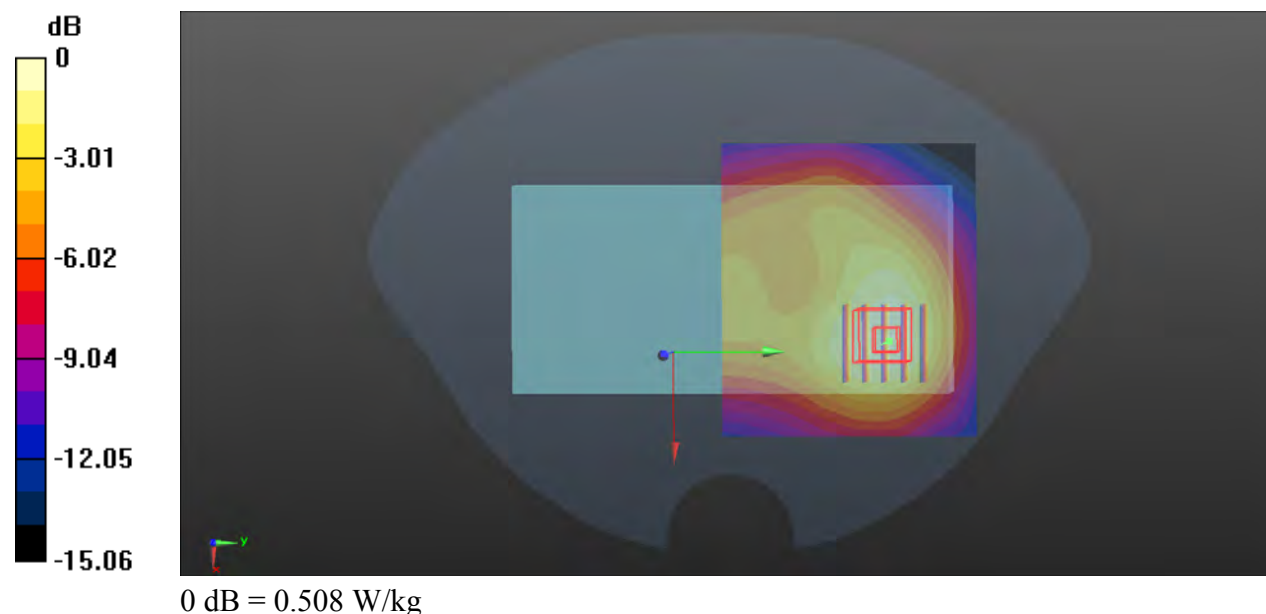
- **Zoom Scan (5x5x7)/Cube 0**: Measurement grid: dx=8mm, dy=8mm, dz=5mm

Reference Value = 11.82 V/m; Power Drift = 0.02 dB

Peak SAR (extrapolated) = 0.619 W/kg

SAR(1 g) = 0.390 W/kg; SAR(10 g) = 0.244 W/kg

Maximum value of SAR (measured) = 0.508 W/kg



P53 LTE 71_QPSK20M_Front Face_1.5cm_Ch133322_1RB_OS99_Ant2

Communication System: LTE; Frequency: 683 MHz; Duty Cycle: 1:1

Medium: HSL750_1204 Medium parameters used: $f = 683 \text{ MHz}$; $\sigma = 0.86 \text{ S/m}$; $\epsilon_r = 42.76$; $\rho = 1000 \text{ kg/m}^3$

Ambient Temperature : 23.1°C ; Liquid Temperature : 22.4°C

DASY5 Configuration:

- Probe: EX3DV4 - SN3873; ConvF(9.59, 9.59, 9.59) @ 683 MHz; Calibrated: 2022/8/31
- Sensor-Surface: 2mm (Mechanical Surface Detection)
- Electronics: DAE4 Sn1389; Calibrated: 2022/11/9
- Phantom: SAM (30deg probe tilt) with CRP v5.0; Type: QD000P40CD; Serial: TP:1781
- Measurement SW: DASY52, Version 52.10 (4); SEMCAD X Version 14.6.14 (7483)

- **Area Scan (81x131x1)**: Interpolated grid: $dx=1.500 \text{ mm}$, $dy=1.500 \text{ mm}$

Maximum value of SAR (interpolated) = 0.184 W/kg

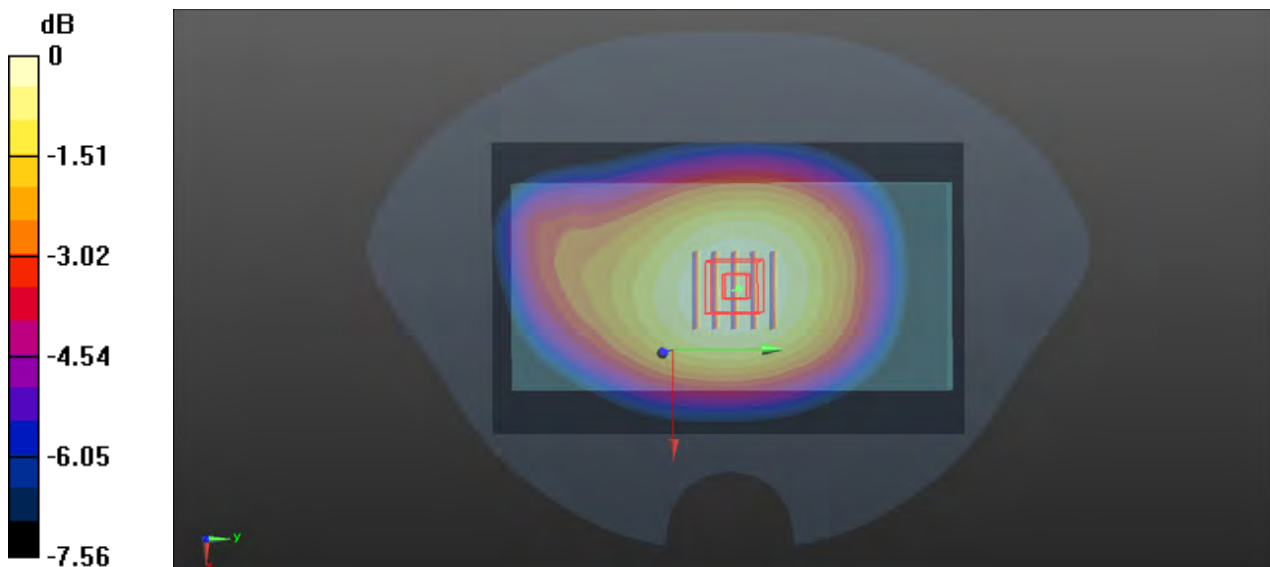
- **Zoom Scan (5x5x7)/Cube 0**: Measurement grid: $dx=8\text{mm}$, $dy=8\text{mm}$, $dz=5\text{mm}$

Reference Value = 15.04 V/m ; Power Drift = -0.08 dB

Peak SAR (extrapolated) = 0.200 W/kg

SAR(1 g) = 0.159 W/kg ; SAR(10 g) = 0.122 W/kg

Maximum value of SAR (measured) = 0.182 W/kg



0 dB = 0.182 W/kg

P54 n5_DFT-s-OFDM_QPSK20M_Front Face_1.5cm_Ch167800_1RB_OS1_Ant2

Communication System: NR; Frequency: 839 MHz; Duty Cycle: 1:1

Medium: HSL835_1205 Medium parameters used: $f = 839$ MHz; $\sigma = 0.898$ S/m; $\epsilon_r = 41.618$; $\rho = 1000$ kg/m³

Ambient Temperature : 23.5°C; Liquid Temperature : 22.7°C

DASY5 Configuration:

- Probe: EX3DV4 - SN3873; ConvF(9.4, 9.4, 9.4) @ 839 MHz; Calibrated: 2022/8/31
- Sensor-Surface: 2mm (Mechanical Surface Detection)
- Electronics: DAE4 Sn1389; Calibrated: 2022/11/9
- Phantom: SAM (30deg probe tilt) with CRP v5.0; Type: QD000P40CD; Serial: TP:1781
- Measurement SW: DASY52, Version 52.10 (4); SEMCAD X Version 14.6.14 (7483)

- **Area Scan (81x131x1):** Interpolated grid: dx=1.500 mm, dy=1.500 mm

Maximum value of SAR (interpolated) = 0.245 W/kg

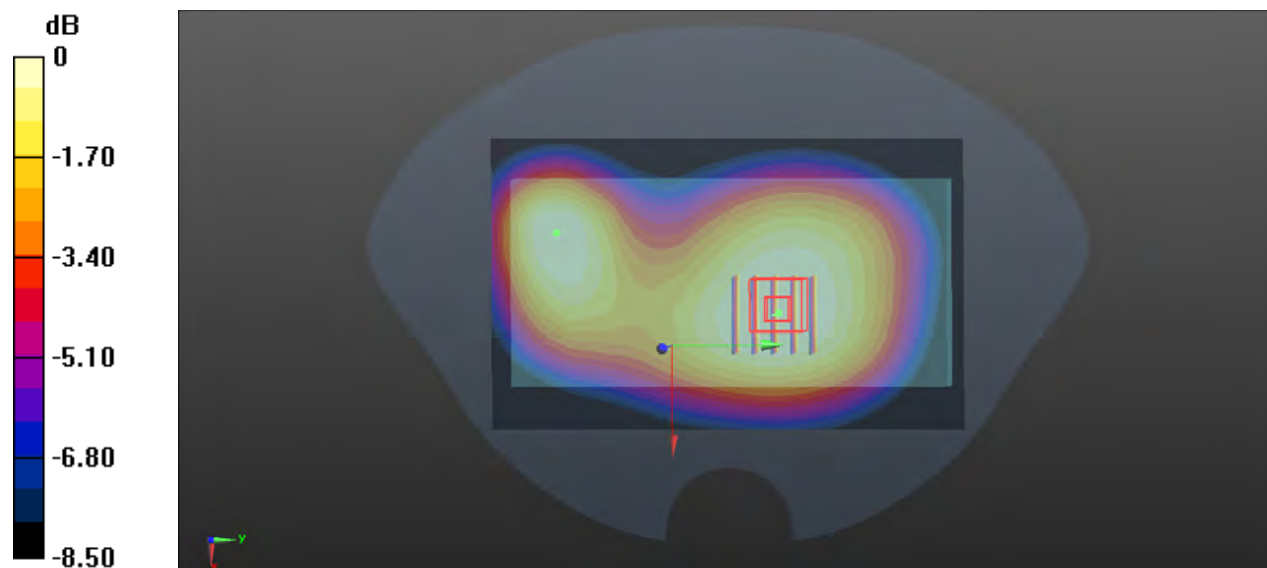
- **Zoom Scan (5x5x7)/Cube 0:** Measurement grid: dx=8mm, dy=8mm, dz=5mm

Reference Value = 14.43 V/m; Power Drift = -0.07 dB

Peak SAR (extrapolated) = 0.254 W/kg

SAR(1 g) = 0.197 W/kg; SAR(10 g) = 0.149 W/kg

Maximum value of SAR (measured) = 0.229 W/kg



0 dB = 0.229 W/kg

P55 n7_DFT-s-OFDM_QPSK20M_Rear Face_1.5cm_Ch512000_1RB_OS1_Ant1

Communication System: NR; Frequency: 2560 MHz; Duty Cycle: 1:1

Medium: HSL2600_1209 Medium parameters used: $f = 2560$ MHz; $\sigma = 1.864$ S/m; $\epsilon_r = 39.275$; $\rho = 1000$ kg/m³

Ambient Temperature : 23.4°C; Liquid Temperature : 22.6°C

DASY5 Configuration:

- Probe: EX3DV4 - SN3873; ConvF(7.47, 7.47, 7.47) @ 2560 MHz; Calibrated: 2022/8/31
- Sensor-Surface: 2mm (Mechanical Surface Detection)
- Electronics: DAE4 Sn1389; Calibrated: 2022/11/9
- Phantom: SAM (30deg probe tilt) with CRP v5.0; Type: QD000P40CD; Serial: TP:1781
- Measurement SW: DASY52, Version 52.10 (4); SEMCAD X Version 14.6.14 (7483)

- **Area Scan (91x81x1):** Interpolated grid: dx=1.200 mm, dy=1.200 mm

Maximum value of SAR (interpolated) = 0.742 W/kg


- **Zoom Scan (7x7x7)/Cube 0:** Measurement grid: dx=5mm, dy=5mm, dz=5mm

Reference Value = 4.637 V/m; Power Drift = -0.08 dB

Peak SAR (extrapolated) = 0.973 W/kg

SAR(1 g) = 0.564 W/kg; SAR(10 g) = 0.318 W/kg

Maximum value of SAR (measured) = 0.773 W/kg



0 dB = 0.773 W/kg

P56 n12_DFT-s-OFDM_QPSK15M_Front Face_1.5cm_Ch141700_1RB_OS1_Ant2

Communication System: NR; Frequency: 708.5 MHz; Duty Cycle: 1:1

Medium: HSL750_1204 Medium parameters used: $f = 708.5$ MHz; $\sigma = 0.862$ S/m; $\epsilon_r = 40.811$; $\rho = 1000$ kg/m³

Ambient Temperature : 23.1°C; Liquid Temperature : 22.4°C

DASY5 Configuration:

- Probe: EX3DV4 - SN3873; ConvF(9.59, 9.59, 9.59) @ 708.5 MHz; Calibrated: 2022/8/31
- Sensor-Surface: 2mm (Mechanical Surface Detection)
- Electronics: DAE4 Sn1389; Calibrated: 2022/11/9
- Phantom: SAM (30deg probe tilt) with CRP v5.0; Type: QD000P40CD; Serial: TP:1781
- Measurement SW: DASY52, Version 52.10 (4); SEMCAD X Version 14.6.14 (7483)

- **Area Scan (81x131x1):** Interpolated grid: dx=1.500 mm, dy=1.500 mm

Maximum value of SAR (interpolated) = 0.223 W/kg

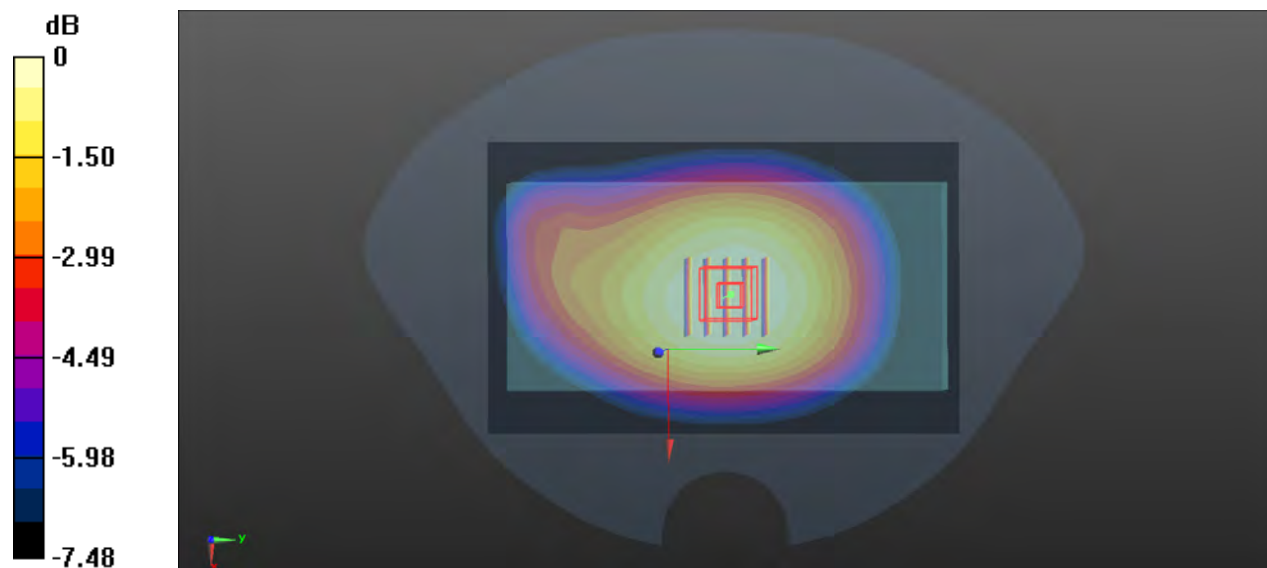
- **Zoom Scan (5x5x7)/Cube 0:** Measurement grid: dx=8mm, dy=8mm, dz=5mm

Reference Value = 15.57 V/m; Power Drift = -0.08 dB

Peak SAR (extrapolated) = 0.234 W/kg

SAR(1 g) = 0.187 W/kg; SAR(10 g) = 0.144 W/kg

Maximum value of SAR (measured) = 0.214 W/kg



0 dB = 0.214 W/kg

P57 n25_DFT-s-OFDM_QPSK40M_Rear Face_1.5cm_Ch374000_108RB_OS54_Ant1

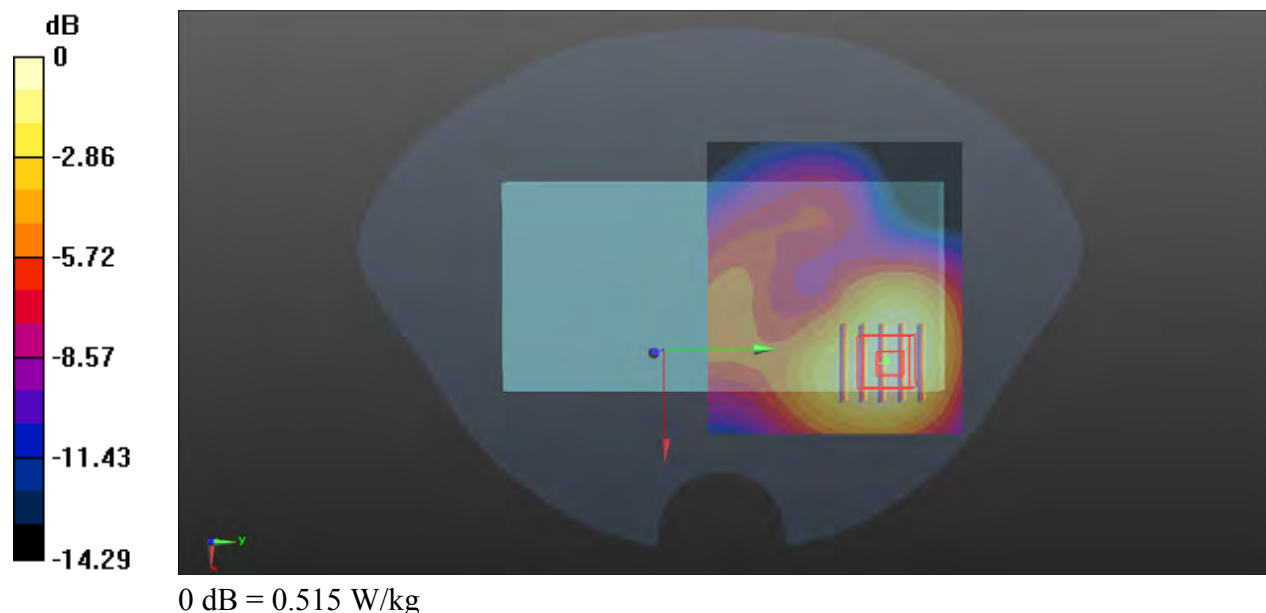
Communication System: NR; Frequency: 1870 MHz; Duty Cycle: 1:1
 Medium: HSL1900_1207 Medium parameters used: $f = 1870$ MHz; $\sigma = 1.391$ S/m; $\epsilon_r = 39.556$; $\rho = 1000$ kg/m³
 Ambient Temperature : 23.3°C; Liquid Temperature : 22.6°C

DASY5 Configuration:

- Probe: EX3DV4 - SN3873; ConvF(8.02, 8.02, 8.02) @ 1870 MHz; Calibrated: 2022/8/31
- Sensor-Surface: 2mm (Mechanical Surface Detection)
- Electronics: DAE4 Sn1389; Calibrated: 2022/11/9
- Phantom: SAM (30deg probe tilt) with CRP v5.0; Type: QD000P40CD; Serial: TP:1781
- Measurement SW: DASY52, Version 52.10 (4); SEMCAD X Version 14.6.14 (7483)

- **Area Scan (81x71x1):** Interpolated grid: dx=1.500 mm, dy=1.500 mm
 Maximum value of SAR (interpolated) = 0.516 W/kg

- **Zoom Scan (5x5x7)/Cube 0:** Measurement grid: dx=8mm, dy=8mm, dz=5mm
 Reference Value = 9.634 V/m; Power Drift = -0.05 dB
 Peak SAR (extrapolated) = 0.626 W/kg
SAR(1 g) = 0.403 W/kg; SAR(10 g) = 0.255 W/kg
 Maximum value of SAR (measured) = 0.515 W/kg



P58 n30_DFT-s-OFDM_QPSK10M_Rear Face_1.5cm_Ch462000_25RB_OS14_Ant1

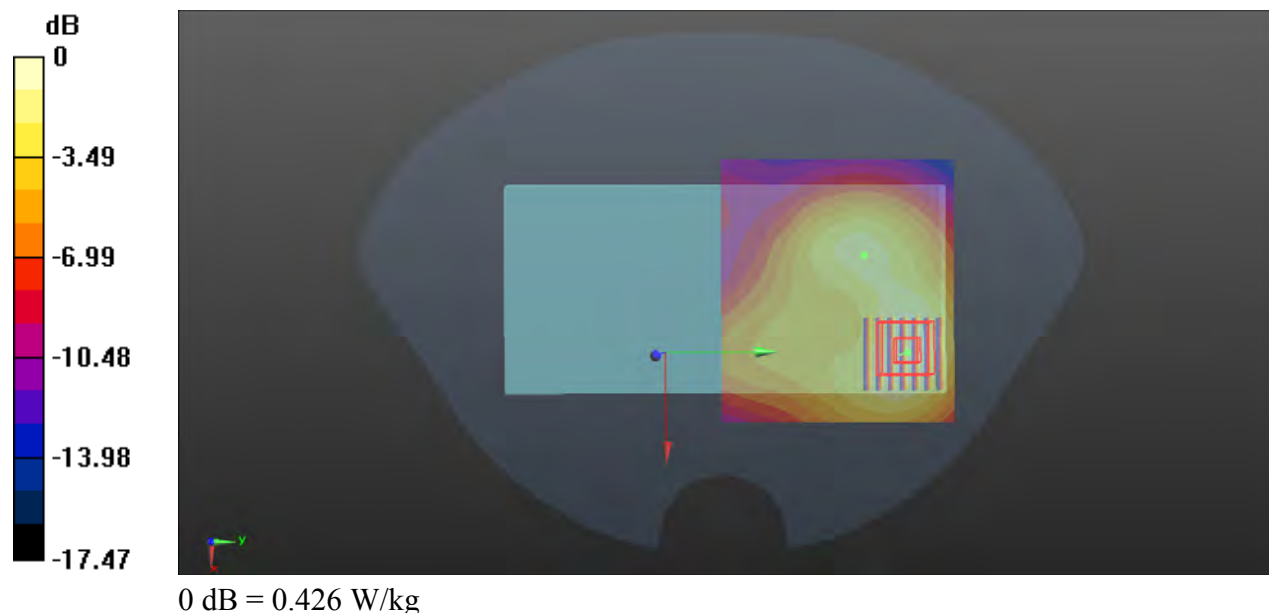
Communication System: NR; Frequency: 2310 MHz; Duty Cycle: 1:1
 Medium: HSL2300_1208 Medium parameters used: $f = 2310$ MHz; $\sigma = 1.682$ S/m; $\epsilon_r = 39.62$; $\rho = 1000$ kg/m³
 Ambient Temperature : 23.1°C; Liquid Temperature : 22.2°C

DASY5 Configuration:

- Probe: EX3DV4 - SN3873; ConvF(8.01, 8.01, 8.01) @ 2310 MHz; Calibrated: 2022/8/31
- Sensor-Surface: 2mm (Mechanical Surface Detection)
- Electronics: DAE4 Sn1389; Calibrated: 2022/11/9
- Phantom: SAM (30deg probe tilt) with CRP v5.0; Type: QD000P40CD; Serial: TP:1781
- Measurement SW: DASY52, Version 52.10 (4); SEMCAD X Version 14.6.14 (7483)

- **Area Scan (91x81x1):** Interpolated grid: dx=1.200 mm, dy=1.200 mm
 Maximum value of SAR (interpolated) = 0.420 W/kg

- **Zoom Scan (7x7x7)/Cube 0:** Measurement grid: dx=5mm, dy=5mm, dz=5mm
 Reference Value = 5.349 V/m; Power Drift = -0.17 dB
 Peak SAR (extrapolated) = 0.534 W/kg
SAR(1 g) = 0.315 W/kg; SAR(10 g) = 0.183 W/kg
 Maximum value of SAR (measured) = 0.426 W/kg



P59 n41_DFT-s-OFDM_QPSK100M_Rear Face_1.5cm_Ch509202_135RB_OS69_Ant1

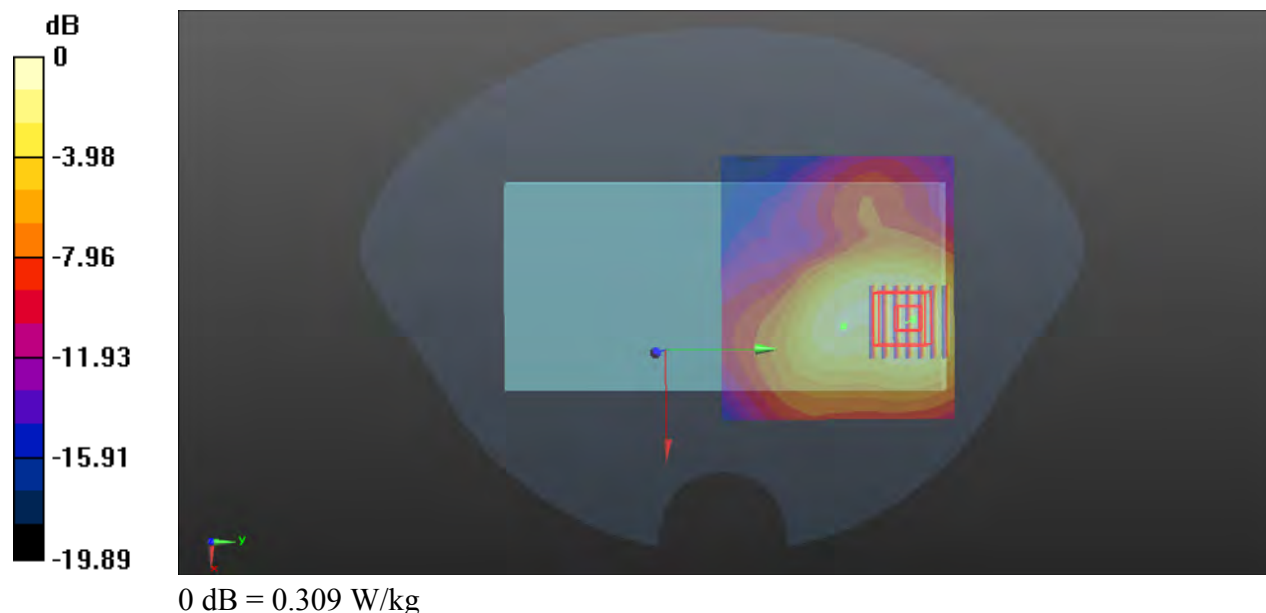
Communication System: NR TDD; Frequency: 2546.01 MHz; Duty Cycle: 1:2.5
Medium: HSL2600_1209 Medium parameters used: $f = 2546.01$ MHz; $\sigma = 1.852$ S/m; $\epsilon_r = 39.274$;
 $\rho = 1000$ kg/m³
Ambient Temperature : 23.4°C; Liquid Temperature : 22.6°C

DASY5 Configuration:

- Probe: EX3DV4 - SN3873; ConvF(7.47, 7.47, 7.47) @ 2546.01 MHz; Calibrated: 2022/8/31
- Sensor-Surface: 2mm (Mechanical Surface Detection)
- Electronics: DAE4 Sn1389; Calibrated: 2022/11/9
- Phantom: SAM (30deg probe tilt) with CRP v5.0; Type: QD000P40CD; Serial: TP:1781
- Measurement SW: DASY52, Version 52.10 (4); SEMCAD X Version 14.6.14 (7483)

- **Area Scan (91x81x1):** Interpolated grid: dx=1.200 mm, dy=1.200 mm
Maximum value of SAR (interpolated) = 0.306 W/kg

- **Zoom Scan (7x7x7)/Cube 0:** Measurement grid: dx=5mm, dy=5mm, dz=5mm
Reference Value = 3.064 V/m; Power Drift = -0.08 dB
Peak SAR (extrapolated) = 0.396 W/kg
SAR(1 g) = 0.223 W/kg; SAR(10 g) = 0.125 W/kg
Maximum value of SAR (measured) = 0.309 W/kg



P60 n48_DFT-s-OFDM_QPSK40M_Rear Face_1.5cm_Ch641666_50RB_OS28_Ant7

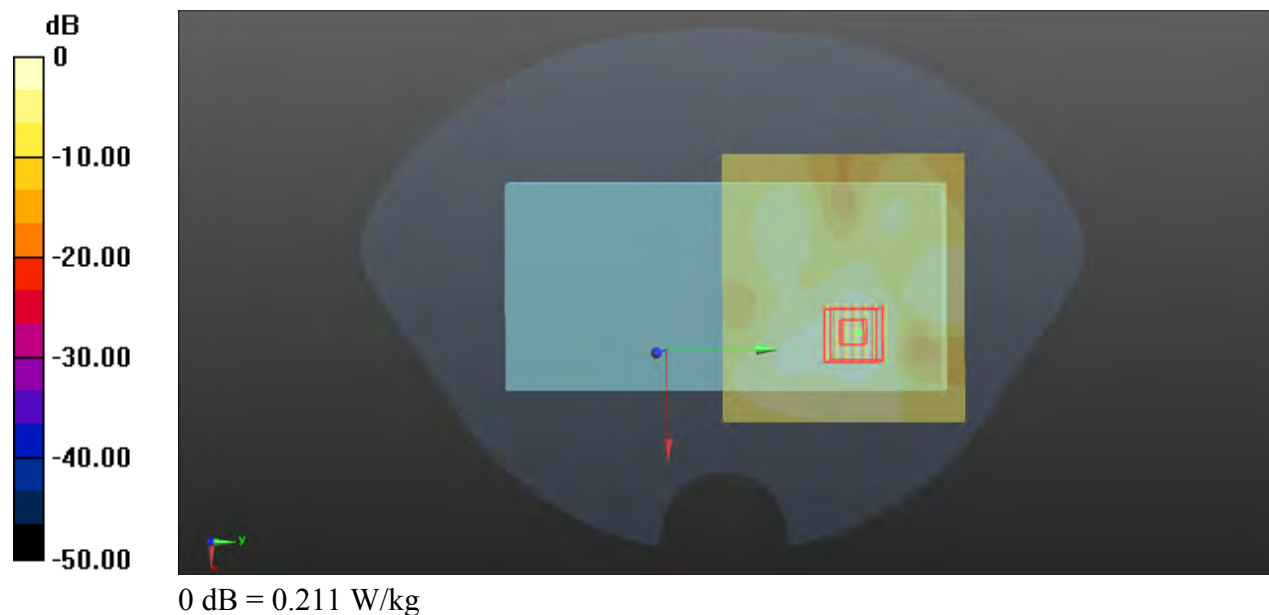
Communication System: NR TDD; Frequency: 3624.99 MHz; Duty Cycle: 1:2.5
 Medium: HSL3700_1210 Medium parameters used: $f = 3624.99$ MHz; $\sigma = 2.933$ S/m; $\epsilon_r = 39.41$; $\rho = 1000$ kg/m³
 Ambient Temperature : 23.3°C; Liquid Temperature : 22.5°C

DASY5 Configuration:

- Probe: EX3DV4 - SN3873; ConvF(6.61, 6.61, 6.61) @ 3624.99 MHz; Calibrated: 2022/8/31
- Sensor-Surface: 2mm (Mechanical Surface Detection)
- Electronics: DAE4 Sn1389; Calibrated: 2022/11/9
- Phantom: SAM (30deg probe tilt) with CRP v5.0; Type: QD000P40CD; Serial: TP:1781
- Measurement SW: DASY52, Version 52.10 (4); SEMCAD X Version 14.6.14 (7483)

- **Area Scan (111x101x1):** Interpolated grid: dx=1.000 mm, dy=1.000 mm
 Maximum value of SAR (interpolated) = 0.227 W/kg

- **Zoom Scan (7x7x12)/Cube 0:** Measurement grid: dx=4mm, dy=4mm, dz=2mm
 Reference Value = 2.423 V/m; Power Drift = -0.08 dB
 Peak SAR (extrapolated) = 0.309 W/kg
SAR(1 g) = 0.134 W/kg; SAR(10 g) = 0.060 W/kg
 Maximum value of SAR (measured) = 0.211 W/kg



P61 n66_DFT-s-OFDM_QPSK40M_Rear Face_1.5cm_Ch352000_108RB_OS54_Ant1

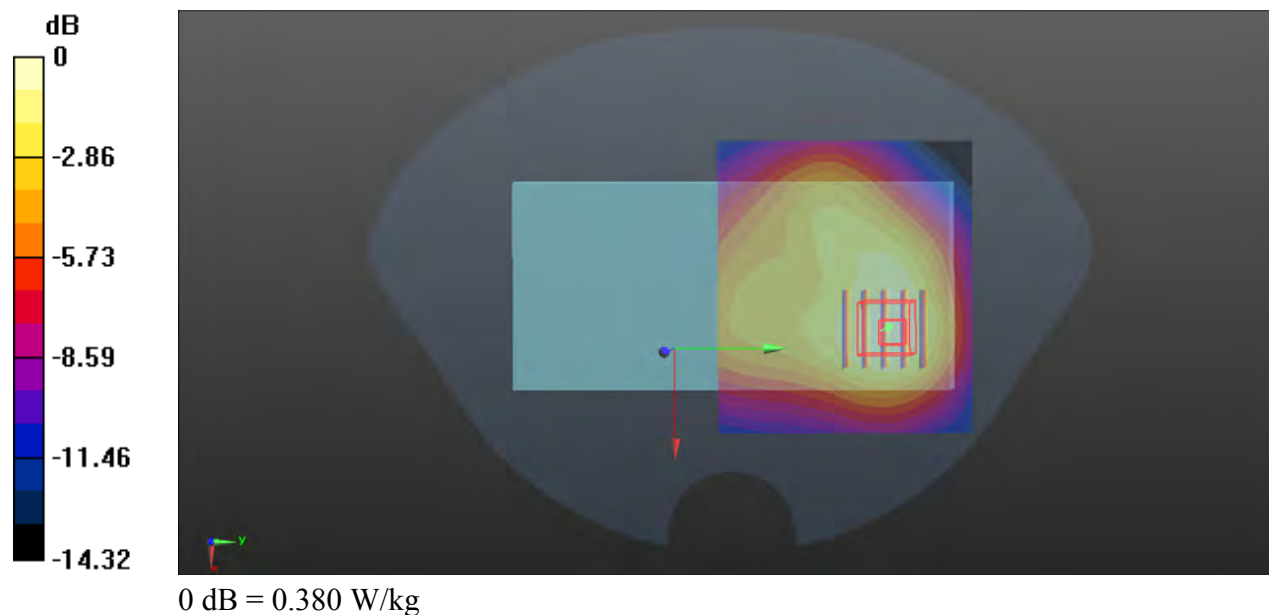
Communication System: NR; Frequency: 1760 MHz; Duty Cycle: 1:1
 Medium: HSL1750_1206 Medium parameters used: $f = 1760$ MHz; $\sigma = 1.334$ S/m; $\epsilon_r = 39.606$; $\rho = 1000$ kg/m³
 Ambient Temperature : 23.3°C; Liquid Temperature : 22.3°C

DASY5 Configuration:

- Probe: EX3DV4 - SN3873; ConvF(8.25, 8.25, 8.25) @ 1760 MHz; Calibrated: 2022/8/31
- Sensor-Surface: 2mm (Mechanical Surface Detection)
- Electronics: DAE4 Sn1389; Calibrated: 2022/11/9
- Phantom: SAM (30deg probe tilt) with CRP v5.0; Type: QD000P40CD; Serial: TP:1781
- Measurement SW: DASY52, Version 52.10 (4); SEMCAD X Version 14.6.14 (7483)

- **Area Scan (81x71x1):** Interpolated grid: dx=1.500 mm, dy=1.500 mm
 Maximum value of SAR (interpolated) = 0.385 W/kg

- **Zoom Scan (5x5x7)/Cube 0:** Measurement grid: dx=8mm, dy=8mm, dz=5mm
 Reference Value = 9.839 V/m; Power Drift = 0.02 dB
 Peak SAR (extrapolated) = 0.464 W/kg
SAR(1 g) = 0.294 W/kg; SAR(10 g) = 0.182 W/kg
 Maximum value of SAR (measured) = 0.380 W/kg



P62 n71_DFT-s-OFDM_QPSK15M_Front Face_1cm_Ch138100_36RB_OS19_Ant2

Communication System: NR; Frequency: 690.5 MHz; Duty Cycle: 1:1

Medium: HSL750_1204 Medium parameters used: $f = 690.5$ MHz; $\sigma = 0.862$ S/m; $\epsilon_r = 42.771$; $\rho = 1000$ kg/m³

Ambient Temperature : 23.1°C; Liquid Temperature : 22.4°C

DASY5 Configuration:

- Probe: EX3DV4 - SN3873; ConvF(9.59, 9.59, 9.59) @ 690.5 MHz; Calibrated: 2022/8/31
- Sensor-Surface: 2mm (Mechanical Surface Detection)
- Electronics: DAE4 Sn1389; Calibrated: 2022/11/9
- Phantom: SAM (30deg probe tilt) with CRP v5.0; Type: QD000P40CD; Serial: TP:1781
- Measurement SW: DASY52, Version 52.10 (4); SEMCAD X Version 14.6.14 (7483)

- **Area Scan (81x131x1):** Interpolated grid: dx=1.500 mm, dy=1.500 mm

Maximum value of SAR (interpolated) = 0.223 W/kg

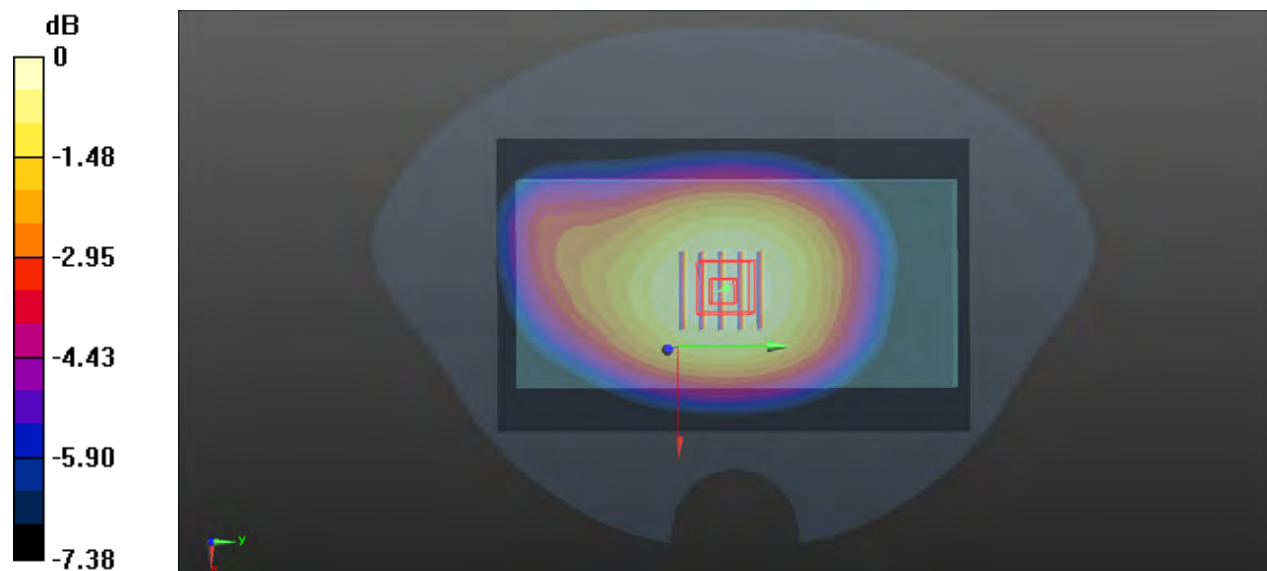
- **Zoom Scan (5x5x7)/Cube 0:** Measurement grid: dx=8mm, dy=8mm, dz=5mm

Reference Value = 15.61 V/m; Power Drift = 0.02 dB

Peak SAR (extrapolated) = 0.250 W/kg

SAR(1 g) = 0.199 W/kg; SAR(10 g) = 0.155 W/kg

Maximum value of SAR (measured) = 0.228 W/kg



0 dB = 0.228 W/kg

P63 n77_DFT-s-OFDM_QPSK100M_Rear Face_1.5cm_Ch633334_135RB_OS69_Ant7

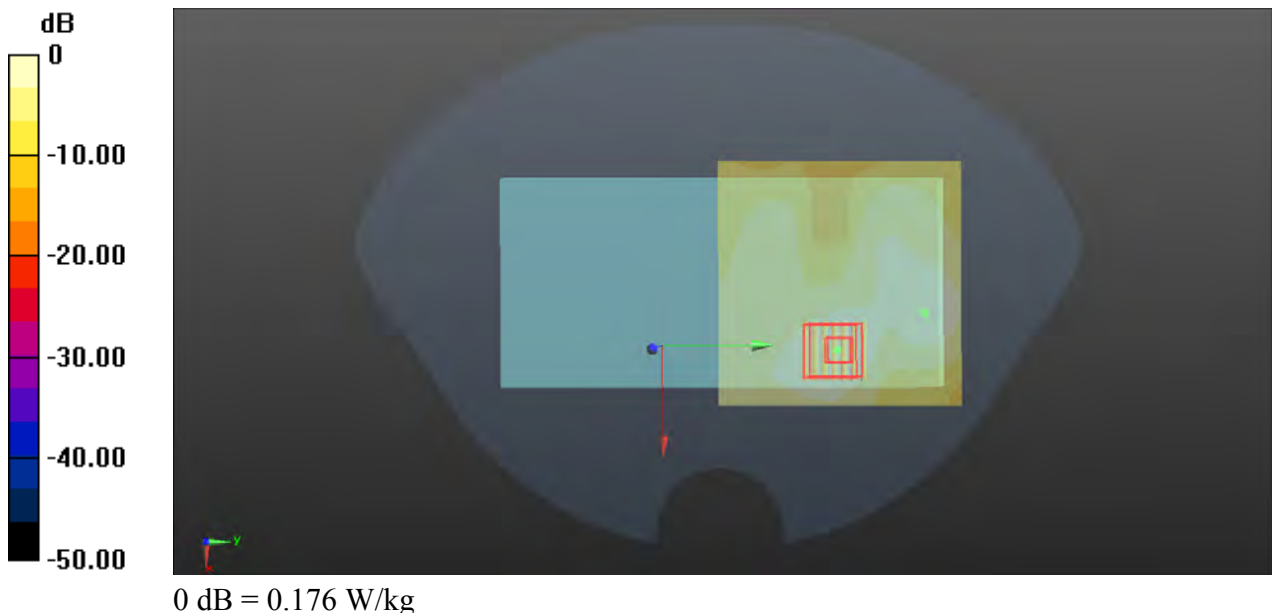
Communication System: NR TDD; Frequency: 3500.01 MHz; Duty Cycle: 1:2.5
 Medium: HSL3500_1210 Medium parameters used: $f = 3500.01$ MHz; $\sigma = 3.012$ S/m; $\epsilon_r = 39.721$;
 $\rho = 1000$ kg/m³
 Ambient Temperature : 23.2°C; Liquid Temperature : 22.2°C

DASY5 Configuration:

- Probe: EX3DV4 - SN3873; ConvF(6.77, 6.77, 6.77) @ 3500.01 MHz; Calibrated: 2022/8/31
- Sensor-Surface: 2mm (Mechanical Surface Detection)
- Electronics: DAE4 Sn1389; Calibrated: 2022/11/9
- Phantom: SAM (30deg probe tilt) with CRP v5.0; Type: QD000P40CD; Serial: TP:1781
- Measurement SW: DASY52, Version 52.10 (4); SEMCAD X Version 14.6.14 (7483)

- **Area Scan (101x101x1):** Interpolated grid: dx=1.000 mm, dy=1.000 mm
 Maximum value of SAR (interpolated) = 0.178 W/kg

- **Zoom Scan (7x7x12)/Cube 0:** Measurement grid: dx=4mm, dy=4mm, dz=2mm
 Reference Value = 2.892 V/m; Power Drift = 0.04 dB
 Peak SAR (extrapolated) = 0.262 W/kg
SAR(1 g) = 0.114 W/kg; SAR(10 g) = 0.053 W/kg
 Maximum value of SAR (measured) = 0.176 W/kg



P64 n77_DFT-s-OFDM_QPSK100M_Rear Face_1.5cm_Ch650000_1RB_OS1_Ant7

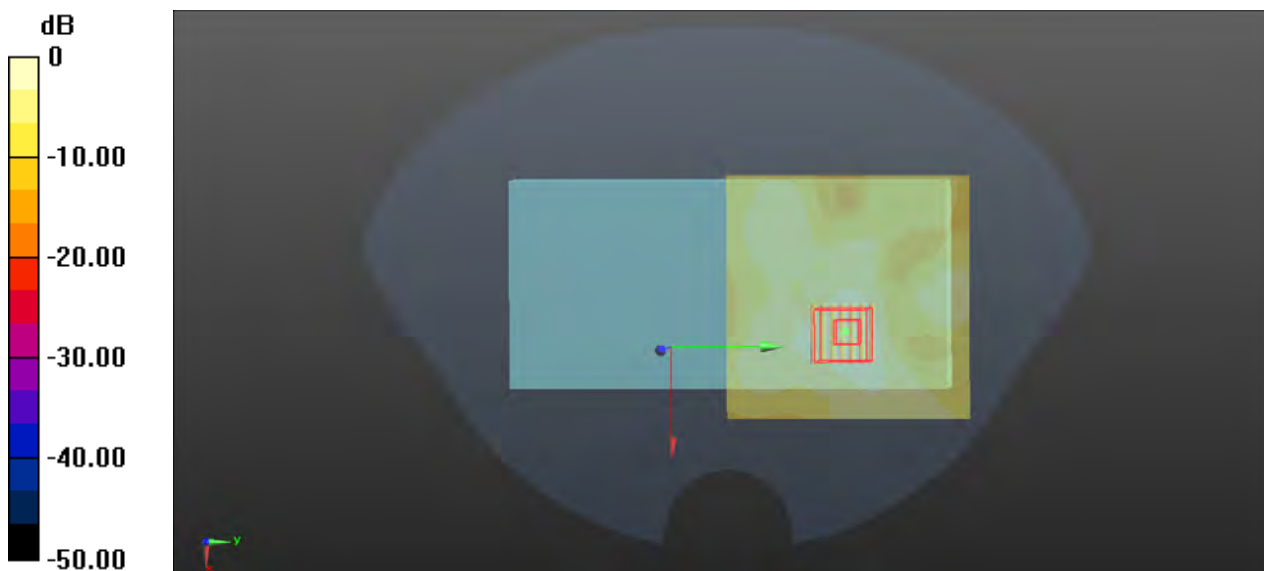
Communication System: NR TDD; Frequency: 3750 MHz; Duty Cycle: 1:2.5
Medium: HSL3700_1210 Medium parameters used: $f = 3750$ MHz; $\sigma = 3.054$ S/m; $\epsilon_r = 39.188$; $\rho = 1000$ kg/m³
Ambient Temperature : 23.3°C; Liquid Temperature : 22.5°C

DASY5 Configuration:

- Probe: EX3DV4 - SN3873; ConvF(6.61, 6.61, 6.61) @ 3750 MHz; Calibrated: 2022/8/31
- Sensor-Surface: 2mm (Mechanical Surface Detection)
- Electronics: DAE4 Sn1389; Calibrated: 2022/11/9
- Phantom: SAM (30deg probe tilt) with CRP v5.0; Type: QD000P40CD; Serial: TP:1781
- Measurement SW: DASY52, Version 52.10 (4); SEMCAD X Version 14.6.14 (7483)

- **Area Scan (101x101x1):** Interpolated grid: dx=1.000 mm, dy=1.000 mm
Maximum value of SAR (interpolated) = 0.221 W/kg

- **Zoom Scan (7x7x12)/Cube 0:** Measurement grid: dx=4mm, dy=4mm, dz=2mm
Reference Value = 1.738 V/m; Power Drift = -0.10 dB
Peak SAR (extrapolated) = 0.287 W/kg
SAR(1 g) = 0.126 W/kg; SAR(10 g) = 0.056 W/kg
Maximum value of SAR (measured) = 0.197 W/kg



0 dB = 0.197 W/kg

P65 WLAN2.4G_802.11b_Rear Face_1.5cm_Ch11_Ant8+9

Communication System: 802.11b; Frequency: 2462 MHz; Duty Cycle: 1:1.02

Medium: HSL2450_1208 Medium parameters used: $f = 2462$ MHz; $\sigma = 1.796$ S/m; $\epsilon_r = 39.562$; $\rho = 1000$ kg/m³

Ambient Temperature : 23.5°C; Liquid Temperature : 22.5°C

DASY5 Configuration:

- Probe: EX3DV4 - SN3873; ConvF(7.59, 7.59, 7.59) @ 2462 MHz; Calibrated: 2022/8/31
- Sensor-Surface: 2mm (Mechanical Surface Detection)
- Electronics: DAE4 Sn1389; Calibrated: 2022/11/9
- Phantom: SAM (30deg probe tilt) with CRP v5.0; Type: QD000P40CD; Serial: TP:1781
- Measurement SW: DASY52, Version 52.10 (4); SEMCAD X Version 14.6.14 (7483)

- **Area Scan (91x81x1)**: Interpolated grid: dx=1.200 mm, dy=1.200 mm

Maximum value of SAR (interpolated) = 0.396 W/kg

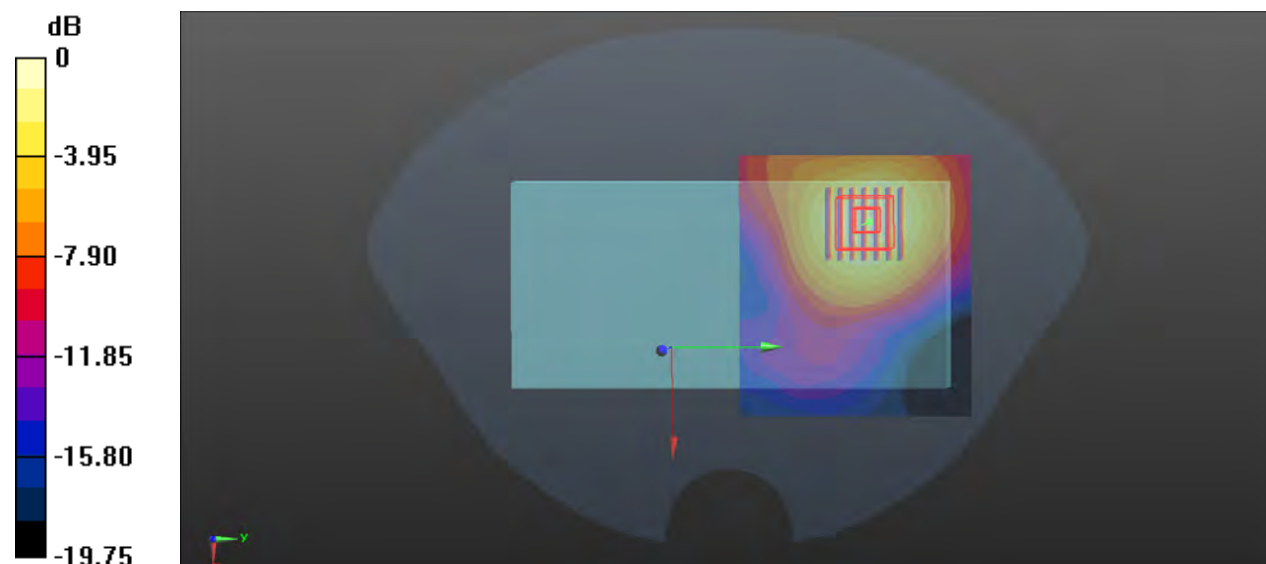
- **Zoom Scan (7x7x7)/Cube 0**: Measurement grid: dx=5mm, dy=5mm, dz=5mm

Reference Value = 2.315 V/m; Power Drift = -0.02 dB

Peak SAR (extrapolated) = 0.513 W/kg

SAR(1 g) = 0.283 W/kg; SAR(10 g) = 0.158 W/kg

Maximum value of SAR (measured) = 0.396 W/kg



P66 WLAN5G_802.11a_Rear Face_1.5cm_Ch56_Ant8+9

Communication System: 802.11a; Frequency: 5280 MHz; Duty Cycle: 1:1.03

Medium: HSL5G_1212 Medium parameters used: $f = 5280$ MHz; $\sigma = 4.63$ S/m; $\epsilon_r = 36.718$; $\rho = 1000$ kg/m³

Ambient Temperature : 23.3°C; Liquid Temperature : 22.2°C

DASY5 Configuration:

- Probe: EX3DV4 - SN3873; ConvF(4.75, 4.75, 4.75) @ 5280 MHz; Calibrated: 2022/8/31
- Sensor-Surface: 2mm (Mechanical Surface Detection)
- Electronics: DAE4 Sn1389; Calibrated: 2022/11/9
- Phantom: SAM (30deg probe tilt) with CRP v5.0; Type: QD000P40CD; Serial: TP:1781
- Measurement SW: DASY52, Version 52.10 (4); SEMCAD X Version 14.6.14 (7483)

- **Area Scan (111x101x1)**: Interpolated grid: dx=1.000 mm, dy=1.000 mm

Maximum value of SAR (interpolated) = 0.202 W/kg


- **Zoom Scan (7x7x12)/Cube 0**: Measurement grid: dx=4mm, dy=4mm, dz=2mm

Reference Value = 1.407 V/m; Power Drift = -0.00 dB

Peak SAR (extrapolated) = 0.370 W/kg

SAR(1 g) = 0.110 W/kg; SAR(10 g) = 0.041 W/kg

Maximum value of SAR (measured) = 0.202 W/kg



0 dB = 0.202 W/kg

P67 WLAN5G_802.11a_Rear Face_1.5cm_Ch132_Ant8+9

Communication System: 802.11a; Frequency: 5660 MHz; Duty Cycle: 1:1.03

Medium: HSL5G_1213 Medium parameters used: $f = 5660$ MHz; $\sigma = 5.053$ S/m; $\epsilon_r = 36.022$; $\rho = 1000$ kg/m³

Ambient Temperature : 23.1°C; Liquid Temperature : 22.1°C

DASY5 Configuration:

- Probe: EX3DV4 - SN3873; ConvF(4.47, 4.47, 4.47) @ 5660 MHz; Calibrated: 2022/8/31
- Sensor-Surface: 2mm (Mechanical Surface Detection)
- Electronics: DAE4 Sn1389; Calibrated: 2022/11/9
- Phantom: SAM (30deg probe tilt) with CRP v5.0; Type: QD000P40CD; Serial: TP:1781
- Measurement SW: DASY52, Version 52.10 (4); SEMCAD X Version 14.6.14 (7483)

- **Area Scan (111x101x1)**: Interpolated grid: dx=1.000 mm, dy=1.000 mm

Maximum value of SAR (interpolated) = 0.422 W/kg


- **Zoom Scan (7x7x12)/Cube 0**: Measurement grid: dx=4mm, dy=4mm, dz=2mm

Reference Value = 3.012 V/m; Power Drift = -0.06 dB

Peak SAR (extrapolated) = 0.859 W/kg

SAR(1 g) = 0.208 W/kg; SAR(10 g) = 0.077 W/kg

Maximum value of SAR (measured) = 0.398 W/kg



0 dB = 0.398 W/kg

P68 WLAN5G_802.11a_Rear Face_1.5cm_Ch149_Ant8+9

Communication System: 802.11a; Frequency: 5745 MHz; Duty Cycle: 1:1.02

Medium: HSL5G_1214 Medium parameters used: $f = 5745$ MHz; $\sigma = 5.144$ S/m; $\epsilon_r = 35.862$; $\rho = 1000$ kg/m³

Ambient Temperature : 23.4°C; Liquid Temperature : 22.5°C

DASY5 Configuration:

- Probe: EX3DV4 - SN3873; ConvF(4.48, 4.48, 4.48) @ 5745 MHz; Calibrated: 2022/8/31
- Sensor-Surface: 2mm (Mechanical Surface Detection)
- Electronics: DAE4 Sn1389; Calibrated: 2022/11/9
- Phantom: SAM (30deg probe tilt) with CRP v5.0; Type: QD000P40CD; Serial: TP:1781
- Measurement SW: DASY52, Version 52.10 (4); SEMCAD X Version 14.6.14 (7483)

- **Area Scan (111x101x1)**: Interpolated grid: dx=1.000 mm, dy=1.000 mm

Maximum value of SAR (interpolated) = 0.209 W/kg

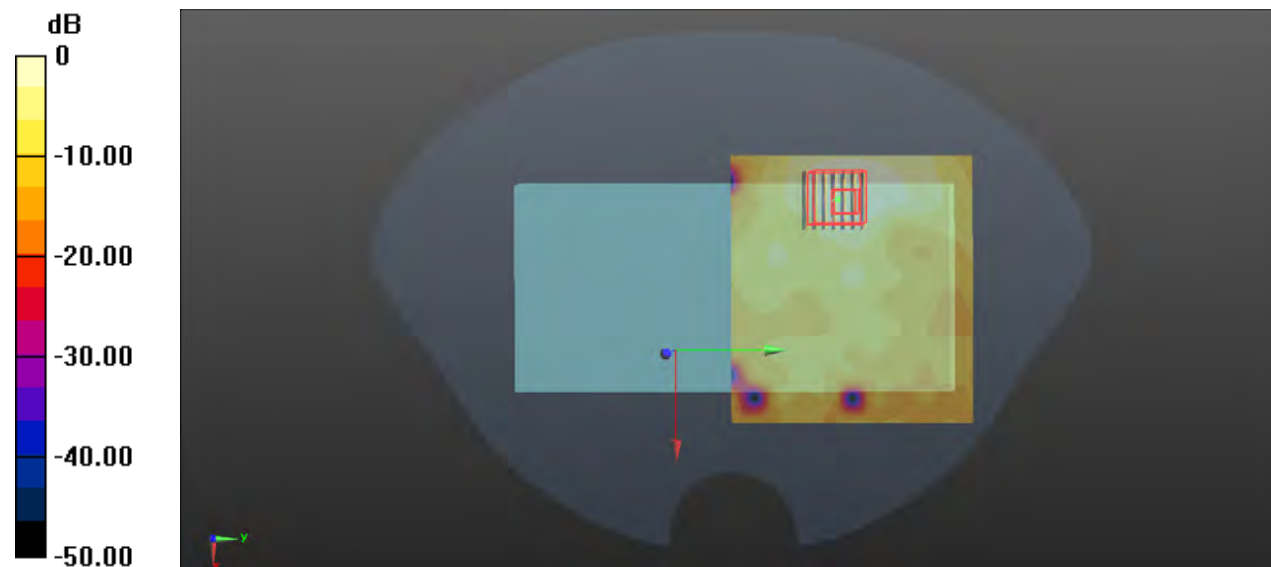
- **Zoom Scan (7x7x12)/Cube 0**: Measurement grid: dx=4mm, dy=4mm, dz=2mm

Reference Value = 1.338 V/m; Power Drift = -0.08 dB

Peak SAR (extrapolated) = 0.880 W/kg

SAR(1 g) = 0.104 W/kg; SAR(10 g) = 0.039 W/kg

Maximum value of SAR (measured) = 0.202 W/kg



0 dB = 0.202 W/kg

P69 BT_GFSK_Rear Face_1.5cm_Ch39_Ant8

Communication System: BT; Frequency: 2441 MHz; Duty Cycle: 1:1.31

Medium: HSL2450_1208 Medium parameters used: $f = 2441$ MHz; $\sigma = 1.781$ S/m; $\epsilon_r = 39.589$; $\rho = 1000$ kg/m³

Ambient Temperature : 23.5°C; Liquid Temperature : 22.5°C

DASY5 Configuration:

- Probe: EX3DV4 - SN3873; ConvF(7.59, 7.59, 7.59) @ 2441 MHz; Calibrated: 2022/8/31
- Sensor-Surface: 2mm (Mechanical Surface Detection)
- Electronics: DAE4 Sn1389; Calibrated: 2022/11/9
- Phantom: SAM (30deg probe tilt) with CRP v5.0; Type: QD000P40CD; Serial: TP:1781
- Measurement SW: DASY52, Version 52.10 (4); SEMCAD X Version 14.6.14 (7483)

- **Area Scan (91x81x1):** Interpolated grid: dx=1.200 mm, dy=1.200 mm

Maximum value of SAR (interpolated) = 0.0172 W/kg


- **Zoom Scan (7x7x7)/Cube 0:** Measurement grid: dx=5mm, dy=5mm, dz=5mm

Reference Value = 0.7770 V/m; Power Drift = -0.05 dB

Peak SAR (extrapolated) = 0.0230 W/kg

SAR(1 g) = 0.010 W/kg; SAR(10 g) = 0.00462 W/kg

Maximum value of SAR (measured) = 0.0149 W/kg



0 dB = 0.0149 W/kg

P70 BLE_S8_Rear Face_1.5cm_Ch19_Ant8

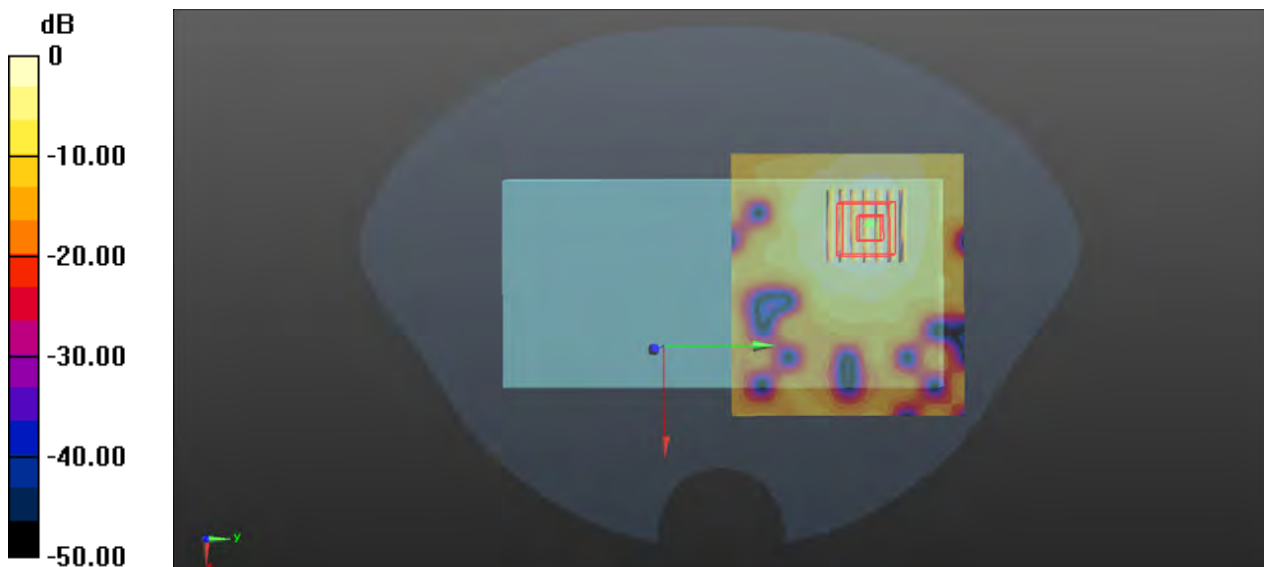
Communication System: 802.11b; Frequency: 2462 MHz; Duty Cycle: 1:1.21
Medium: HSL2450_1208 Medium parameters used: $f = 2462$ MHz; $\sigma = 1.796$ S/m; $\epsilon_r = 39.562$; $\rho = 1000$ kg/m³
Ambient Temperature : 23.5°C; Liquid Temperature : 22.5°C

DASY5 Configuration:

- Probe: EX3DV4 - SN3873; ConvF(7.59, 7.59, 7.59) @ 2462 MHz; Calibrated: 2022/8/31
- Sensor-Surface: 2mm (Mechanical Surface Detection)
- Electronics: DAE4 Sn1389; Calibrated: 2022/11/9
- Phantom: SAM (30deg probe tilt) with CRP v5.0; Type: QD000P40CD; Serial: TP:1781
- Measurement SW: DASY52, Version 52.10 (4); SEMCAD X Version 14.6.14 (7483)

- **Area Scan (91x81x1):** Interpolated grid: dx=1.200 mm, dy=1.200 mm
Maximum value of SAR (interpolated) = 0.0323 W/kg

- **Zoom Scan (7x7x7)/Cube 0:** Measurement grid: dx=5mm, dy=5mm, dz=5mm
Reference Value = 1.105 V/m; Power Drift = -0.00 dB
Peak SAR (extrapolated) = 0.0430 W/kg
SAR(1 g) = 0.023 W/kg; SAR(10 g) = 0.012 W/kg
Maximum value of SAR (measured) = 0.0331 W/kg



0 dB = 0.0331 W/kg

P71 GSM850_GPRS 3Tx slot _Front Face_1cm_Ch128_Ant2

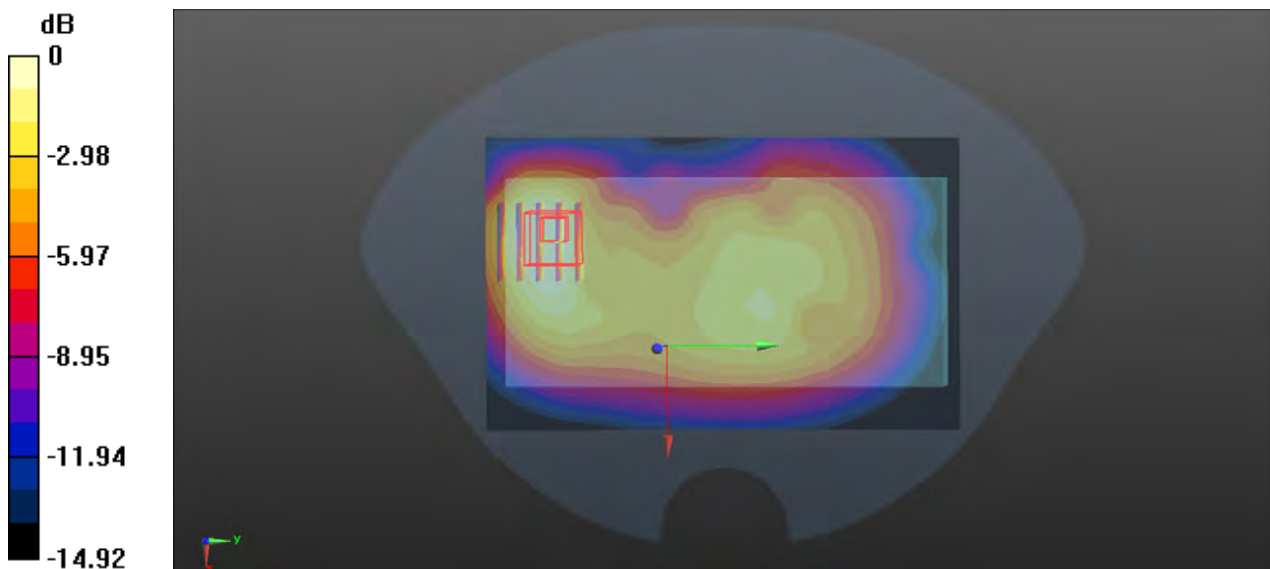
Communication System: GPRS 3Tx-slot; Frequency: 824.2 MHz; Duty Cycle: 1:2.77
 Medium: HSL835_1216 Medium parameters used: $f = 824.2$ MHz; $\sigma = 0.909$ S/m; $\epsilon_r = 43.294$; $\rho = 1000$ kg/m³
 Ambient Temperature : 23.4°C; Liquid Temperature : 22.5°C

DASY5 Configuration:

- Probe: EX3DV4 - SN3873; ConvF(9.4, 9.4, 9.4) @ 824.2 MHz; Calibrated: 2022/8/31
- Sensor-Surface: 2mm (Mechanical Surface Detection)
- Electronics: DAE4 Sn1389; Calibrated: 2022/11/9
- Phantom: SAM (30deg probe tilt) with CRP v5.0; Type: QD000P40CD; Serial: TP:1781
- Measurement SW: DASY52, Version 52.10 (4); SEMCAD X Version 14.6.14 (7483)

- **Area Scan (81x131x1):** Interpolated grid: dx=1.500 mm, dy=1.500 mm
 Maximum value of SAR (interpolated) = 1.01 W/kg

- **Zoom Scan (5x5x7)/Cube 0:** Measurement grid: dx=8mm, dy=8mm, dz=5mm
 Reference Value = 22.62 V/m; Power Drift = -0.06 dB
 Peak SAR (extrapolated) = 1.03 W/kg
SAR(1 g) = 0.658 W/kg; SAR(10 g) = 0.398 W/kg
 Maximum value of SAR (measured) = 0.877 W/kg



0 dB = 0.877 W/kg

P72 GSM1900_GPRS 3Tx slot _Rear Face_1cm_Ch661_Ant1

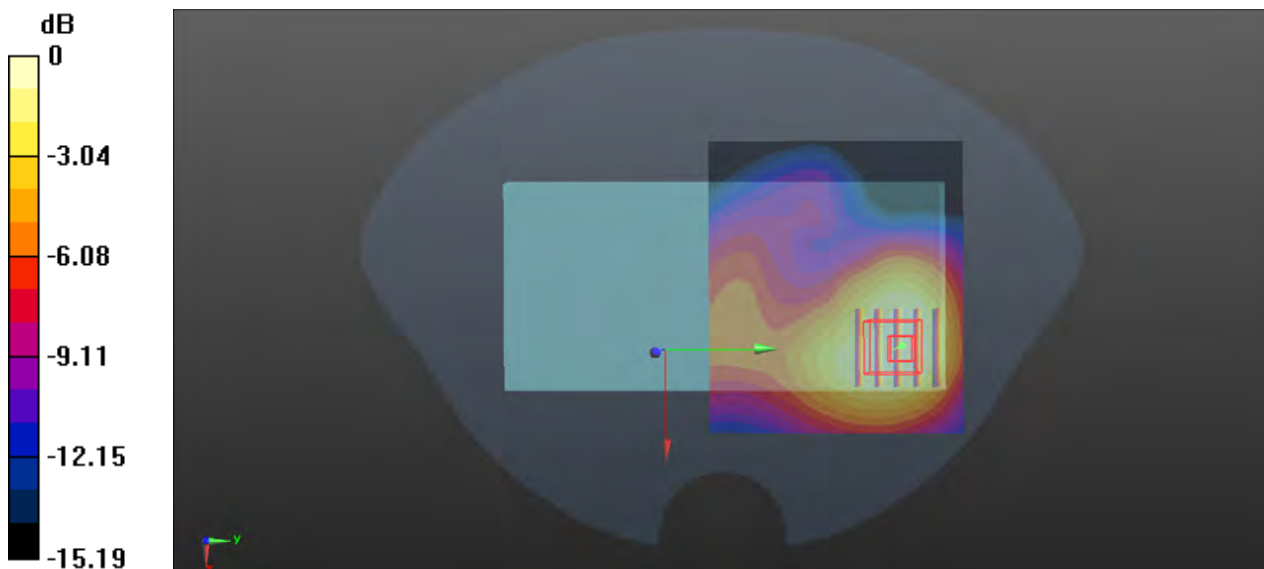
Communication System: GPRS 3Tx-slot; Frequency: 1880 MHz; Duty Cycle: 1:2.77
Medium: HSL1900_0109 Medium parameters used: $f = 1880.1$ MHz; $\sigma = 1.379$ S/m; $\epsilon_r = 39.407$; $\rho = 1000$ kg/m³
Ambient Temperature : 23.3°C; Liquid Temperature : 22.5°C

DASY5 Configuration:

- Probe: EX3DV4 - SN3873; ConvF(8.02, 8.02, 8.02) @ 1880 MHz; Calibrated: 2022/8/31
- Sensor-Surface: 2mm (Mechanical Surface Detection)
- Electronics: DAE4 Sn1389; Calibrated: 2022/11/9
- Phantom: SAM (30deg probe tilt) with CRP v5.0; Type: QD000P40CD; Serial: TP:1781
- Measurement SW: DASY52, Version 52.10 (4); SEMCAD X Version 14.6.14 (7483)

- **Area Scan (81x71x1):** Interpolated grid: dx=1.500 mm, dy=1.500 mm
Maximum value of SAR (interpolated) = 0.519 W/kg

- **Zoom Scan (5x5x7)/Cube 0:** Measurement grid: dx=8mm, dy=8mm, dz=5mm
Reference Value = 8.777 V/m; Power Drift = -0.10 dB
Peak SAR (extrapolated) = 0.624 W/kg
SAR(1 g) = 0.394 W/kg; SAR(10 g) = 0.248 W/kg
Maximum value of SAR (measured) = 0.514 W/kg



0 dB = 0.514 W/kg

P73 WCDMA II_RMC12.2K_Rear Face_1cm_Ch9262_Ant1

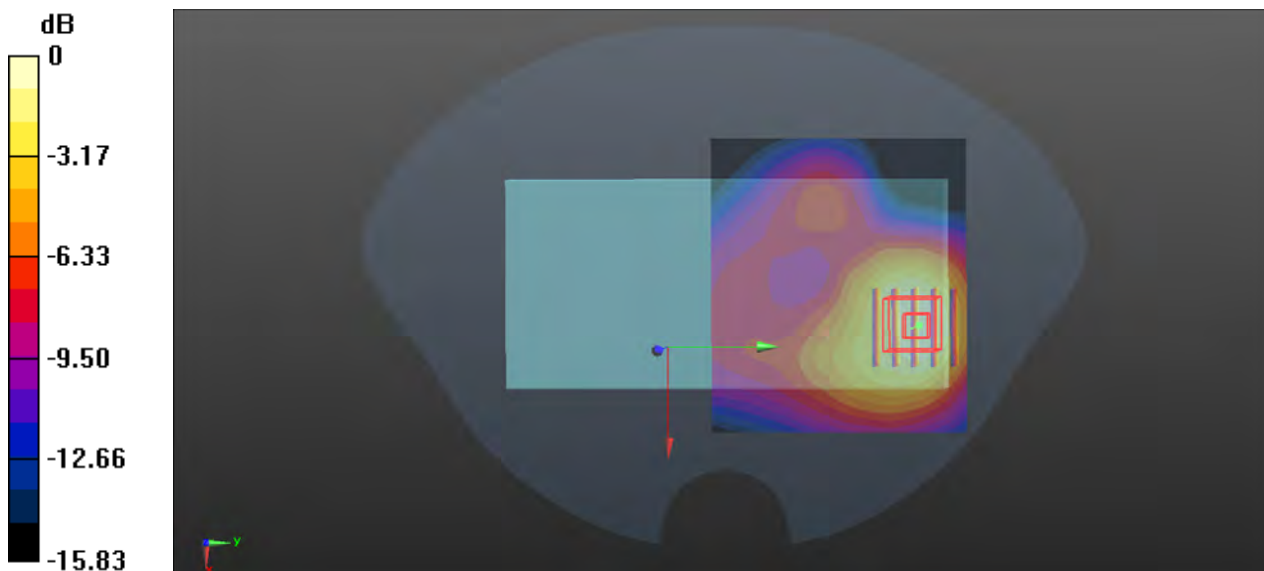
Communication System: WCDMA; Frequency: 1852.4 MHz; Duty Cycle: 1:1
Medium: HSL1900_0109 Medium parameters used: $f = 1852.4$ MHz; $\sigma = 1.351$ S/m; $\epsilon_r = 39.52$; $\rho = 1000$ kg/m³
Ambient Temperature : 23.3°C; Liquid Temperature : 22.5°C

DASY5 Configuration:

- Probe: EX3DV4 - SN3873; ConvF(8.02, 8.02, 8.02) @ 1852.4 MHz; Calibrated: 2022/8/31
- Sensor-Surface: 2mm (Mechanical Surface Detection)
- Electronics: DAE4 Sn1389; Calibrated: 2022/11/9
- Phantom: SAM (30deg probe tilt) with CRP v5.0; Type: QD000P40CD; Serial: TP:1781
- Measurement SW: DASY52, Version 52.10 (4); SEMCAD X Version 14.6.14 (7483)

- **Area Scan (81x71x1):** Interpolated grid: dx=1.500 mm, dy=1.500 mm
Maximum value of SAR (interpolated) = 0.274 W/kg

- **Zoom Scan (5x5x7)/Cube 0:** Measurement grid: dx=8mm, dy=8mm, dz=5mm
Reference Value = 5.138 V/m; Power Drift = -0.17 dB
Peak SAR (extrapolated) = 0.319 W/kg
SAR(1 g) = 0.203 W/kg; SAR(10 g) = 0.125 W/kg
Maximum value of SAR (measured) = 0.266 W/kg



0 dB = 0.266 W/kg

P74 WCDMA IV_RMC12.2K_Rear Face_1cm_Ch1413_Ant1

Communication System: WCDMA; Frequency: 1732.6 MHz; Duty Cycle: 1:1

Medium: HSL1750_0108 Medium parameters used: $f = 1733$ MHz; $\sigma = 1.397$ S/m; $\epsilon_r = 41.413$; $\rho = 1000$ kg/m³

Ambient Temperature : 23.6°C; Liquid Temperature : 22.6°C

DASY5 Configuration:

- Probe: EX3DV4 - SN3873; ConvF(8.25, 8.25, 8.25) @ 1732.6 MHz; Calibrated: 2022/8/31
- Sensor-Surface: 2mm (Mechanical Surface Detection)
- Electronics: DAE4 Sn1389; Calibrated: 2022/11/9
- Phantom: SAM (30deg probe tilt) with CRP v5.0; Type: QD000P40CD; Serial: TP:1781
- Measurement SW: DASY52, Version 52.10 (4); SEMCAD X Version 14.6.14 (7483)

- **Area Scan (81x71x1):** Interpolated grid: dx=1.500 mm, dy=1.500 mm

Maximum value of SAR (interpolated) = 0.112 W/kg

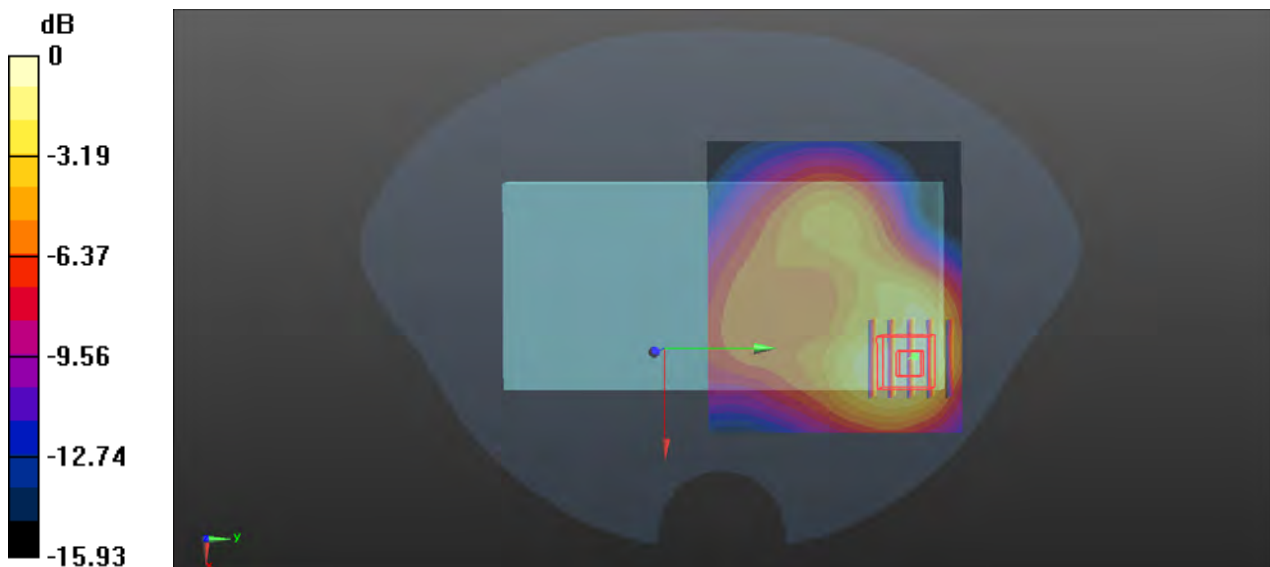
- **Zoom Scan (5x5x7)/Cube 0:** Measurement grid: dx=8mm, dy=8mm, dz=5mm

Reference Value = 3.606 V/m; Power Drift = 0.18 dB

Peak SAR (extrapolated) = 0.130 W/kg

SAR(1 g) = 0.081 W/kg; SAR(10 g) = 0.048 W/kg

Maximum value of SAR (measured) = 0.107 W/kg



0 dB = 0.107 W/kg

P75 WCDMA V_RMC12.2K_Rear Face_1cm_Ch4132_Ant2


Communication System: WCDMA; Frequency: 826.4 MHz; Duty Cycle: 1:1
Medium: HSL835_1216 Medium parameters used: $f = 826.4$ MHz; $\sigma = 0.912$ S/m; $\epsilon_r = 43.262$; $\rho = 1000$ kg/m³
Ambient Temperature : 23.4°C; Liquid Temperature : 22.5°C

DASY5 Configuration:

- Probe: EX3DV4 - SN3873; ConvF(9.4, 9.4, 9.4) @ 826.4 MHz; Calibrated: 2022/8/31
- Sensor-Surface: 2mm (Mechanical Surface Detection)
- Electronics: DAE4 Sn1389; Calibrated: 2022/11/9
- Phantom: SAM (30deg probe tilt) with CRP v5.0; Type: QD000P40CD; Serial: TP:1781
- Measurement SW: DASY52, Version 52.10 (4); SEMCAD X Version 14.6.14 (7483)

- **Area Scan (81x71x1):** Interpolated grid: dx=1.500 mm, dy=1.500 mm
Maximum value of SAR (interpolated) = 0.416 W/kg

- **Zoom Scan (5x5x7)/Cube 0:** Measurement grid: dx=8mm, dy=8mm, dz=5mm
Reference Value = 13.96 V/m; Power Drift = -0.14 dB
Peak SAR (extrapolated) = 0.472 W/kg
SAR(1 g) = 0.330 W/kg; SAR(10 g) = 0.226 W/kg
Maximum value of SAR (measured) = 0.396 W/kg



0 dB = 0.396 W/kg

P76 LTE 5_QPSK10M_Front Face_1cm_Ch20450_1RB_OS0_Ant2

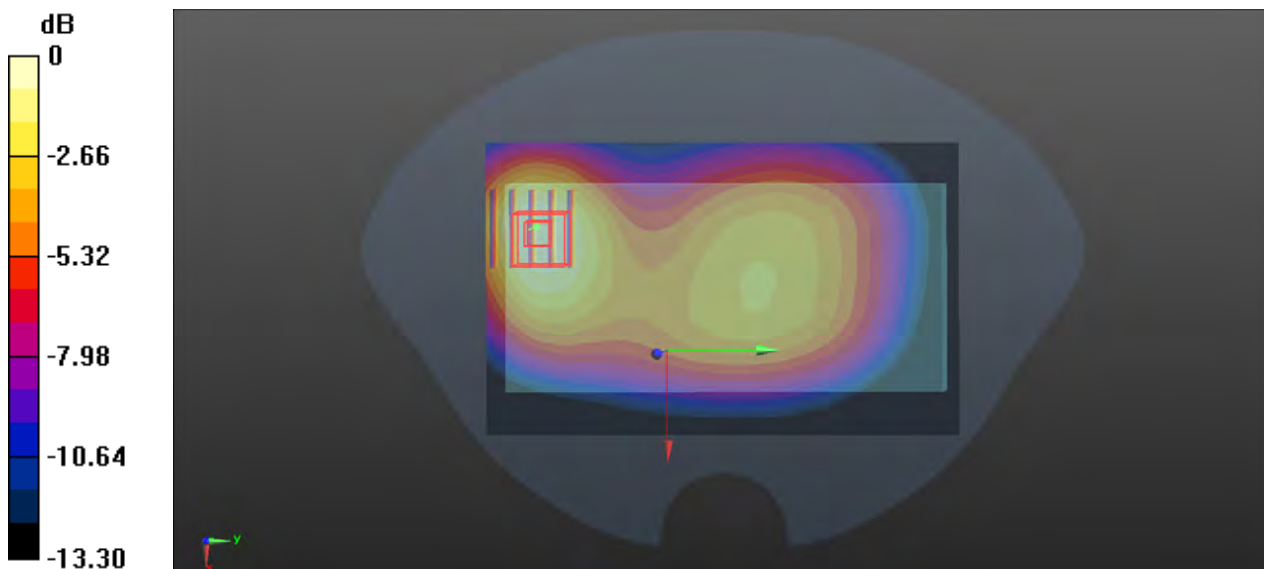
Communication System: LTE; Frequency: 829 MHz; Duty Cycle: 1:1
Medium: HSL835_1216 Medium parameters used: $f = 829$ MHz; $\sigma = 0.915$ S/m; $\epsilon_r = 43.229$; $\rho = 1000$ kg/m³
Ambient Temperature : 23.4°C; Liquid Temperature : 22.5°C

DASY5 Configuration:

- Probe: EX3DV4 - SN3873; ConvF(9.4, 9.4, 9.4) @ 829 MHz; Calibrated: 2022/8/31
- Sensor-Surface: 2mm (Mechanical Surface Detection)
- Electronics: DAE4 Sn1389; Calibrated: 2022/11/9
- Phantom: SAM (30deg probe tilt) with CRP v5.0; Type: QD000P40CD; Serial: TP:1781
- Measurement SW: DASY52, Version 52.10 (4); SEMCAD X Version 14.6.14 (7483)

- **Area Scan (81x131x1):** Interpolated grid: dx=1.500 mm, dy=1.500 mm
Maximum value of SAR (interpolated) = 0.435 W/kg

- **Zoom Scan (5x5x7)/Cube 0:** Measurement grid: dx=8mm, dy=8mm, dz=5mm
Reference Value = 14.66 V/m; Power Drift = 0.01 dB
Peak SAR (extrapolated) = 0.490 W/kg
SAR(1 g) = 0.330 W/kg; SAR(10 g) = 0.218 W/kg
Maximum value of SAR (measured) = 0.413 W/kg



0 dB = 0.413 W/kg

P77 LTE 7_QPSK20M_Rear Face_1cm_Ch21100_1RB_OS99_Ant1

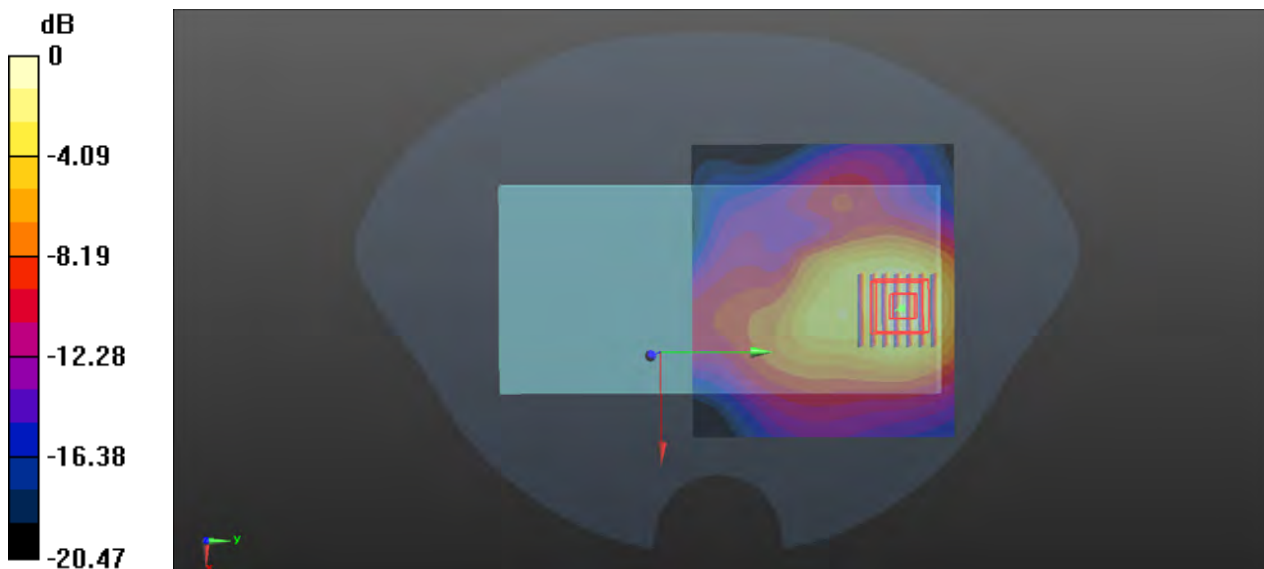
Communication System: LTE; Frequency: 2535 MHz; Duty Cycle: 1:1
Medium: HSL2600_0107 Medium parameters used: $f = 2535$ MHz; $\sigma = 1.914$ S/m; $\epsilon_r = 37.682$; $\rho = 1000$ kg/m³
Ambient Temperature : 23.4°C; Liquid Temperature : 22.8°C

DASY5 Configuration:

- Probe: EX3DV4 - SN3873; ConvF(7.47, 7.47, 7.47) @ 2535 MHz; Calibrated: 2022/8/31
- Sensor-Surface: 2mm (Mechanical Surface Detection)
- Electronics: DAE4 Sn1389; Calibrated: 2022/11/9
- Phantom: SAM (30deg probe tilt) with CRP v5.0; Type: QD000P40CD; Serial: TP:1781
- Measurement SW: DASY52, Version 52.10 (4); SEMCAD X Version 14.6.14 (7483)

- **Area Scan (101x91x1):** Interpolated grid: dx=1.200 mm, dy=1.200 mm
Maximum value of SAR (interpolated) = 1.13 W/kg

- **Zoom Scan (7x7x7)/Cube 0:** Measurement grid: dx=5mm, dy=5mm, dz=5mm
Reference Value = 6.395 V/m; Power Drift = 0.13 dB
Peak SAR (extrapolated) = 1.47 W/kg
SAR(1 g) = 0.815 W/kg; SAR(10 g) = 0.427 W/kg
Maximum value of SAR (measured) = 1.15 W/kg



0 dB = 1.15 W/kg

P78 LTE 12_QPSK10M_Front Face_1cm_Ch23060_1RB_OS49_Ant2

Communication System: LTE; Frequency: 704 MHz; Duty Cycle: 1:1

Medium: HSL750_1215 Medium parameters used: $f = 704 \text{ MHz}$; $\sigma = 0.85 \text{ S/m}$; $\epsilon_r = 40.737$; $\rho = 1000 \text{ kg/m}^3$

Ambient Temperature : 23.1°C ; Liquid Temperature : 22.7°C

DASY5 Configuration:

- Probe: EX3DV4 - SN3873; ConvF(9.59, 9.59, 9.59) @ 704 MHz; Calibrated: 2022/8/31
- Sensor-Surface: 2mm (Mechanical Surface Detection)
- Electronics: DAE4 Sn1389; Calibrated: 2022/11/9
- Phantom: SAM (30deg probe tilt) with CRP v5.0; Type: QD000P40CD; Serial: TP:1781
- Measurement SW: DASY52, Version 52.10 (4); SEMCAD X Version 14.6.14 (7483)

- **Area Scan (81x131x1):** Interpolated grid: $dx=1.500 \text{ mm}$, $dy=1.500 \text{ mm}$

Maximum value of SAR (interpolated) = 0.205 W/kg

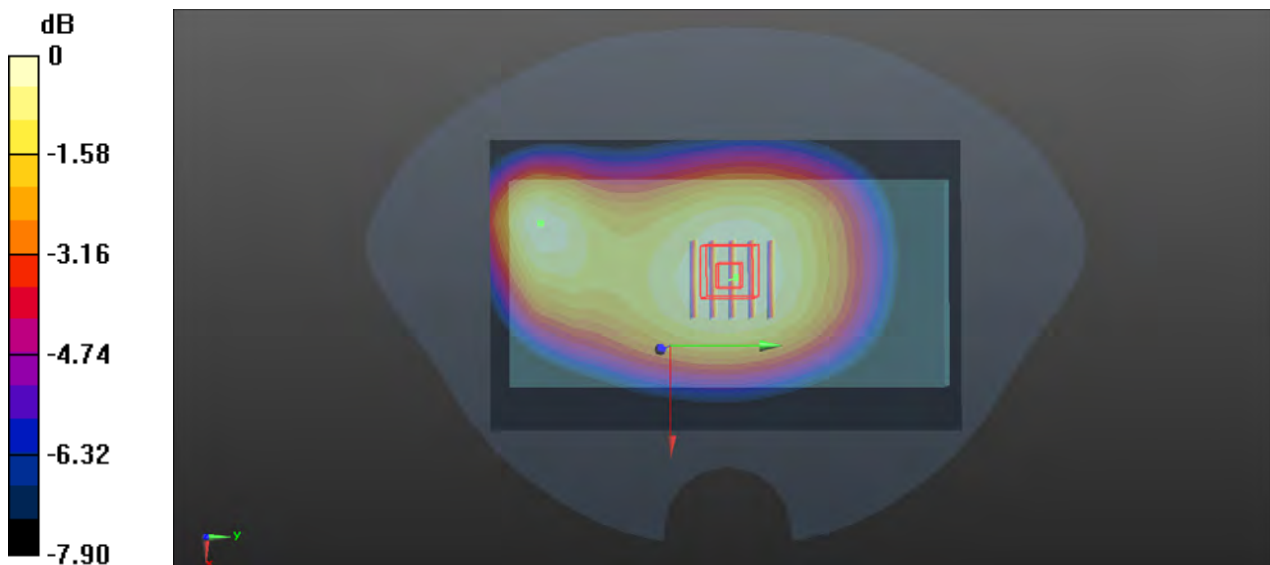
- **Zoom Scan (5x5x7)/Cube 0:** Measurement grid: $dx=8\text{mm}$, $dy=8\text{mm}$, $dz=5\text{mm}$

Reference Value = 15.78 V/m ; Power Drift = -0.05 dB

Peak SAR (extrapolated) = 0.223 W/kg

SAR(1 g) = 0.179 W/kg ; SAR(10 g) = 0.138 W/kg

Maximum value of SAR (measured) = 0.204 W/kg



0 dB = 0.204 W/kg

P79 LTE 13_QPSK10M_Front Face_1cm_Ch23230_1RB_OS24_Ant2

Communication System: LTE; Frequency: 782 MHz; Duty Cycle: 1:1

Medium: HSL750_1215 Medium parameters used: $f = 782 \text{ MHz}$; $\sigma = 0.908 \text{ S/m}$; $\epsilon_r = 39.96$; $\rho = 1000 \text{ kg/m}^3$

Ambient Temperature : 23.1°C ; Liquid Temperature : 22.7°C

DASY5 Configuration:

- Probe: EX3DV4 - SN3873; ConvF(9.59, 9.59, 9.59) @ 782 MHz; Calibrated: 2022/8/31
- Sensor-Surface: 2mm (Mechanical Surface Detection)
- Electronics: DAE4 Sn1389; Calibrated: 2022/11/9
- Phantom: SAM (30deg probe tilt) with CRP v5.0; Type: QD000P40CD; Serial: TP:1781
- Measurement SW: DASY52, Version 52.10 (4); SEMCAD X Version 14.6.14 (7483)

- **Area Scan (81x131x1):** Interpolated grid: $dx=1.500 \text{ mm}$, $dy=1.500 \text{ mm}$

Maximum value of SAR (interpolated) = 0.303 W/kg

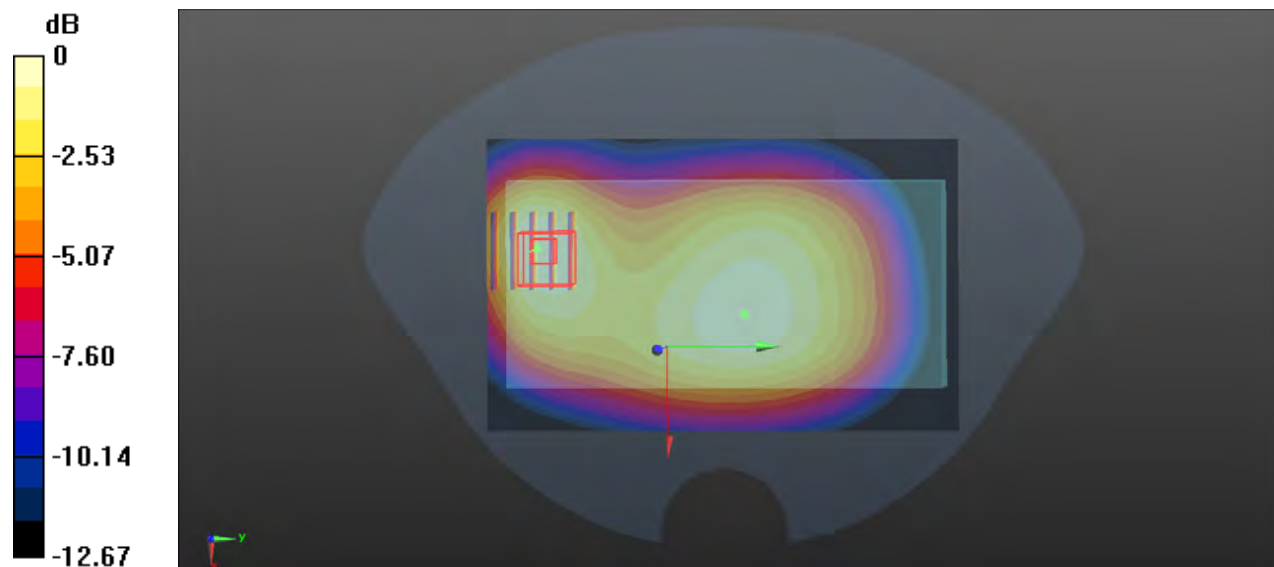
- **Zoom Scan (5x5x7)/Cube 0:** Measurement grid: $dx=8\text{mm}$, $dy=8\text{mm}$, $dz=5\text{mm}$

Reference Value = 16.21 V/m ; Power Drift = -0.07 dB

Peak SAR (extrapolated) = 0.349 W/kg

SAR(1 g) = 0.238 W/kg ; SAR(10 g) = 0.159 W/kg

Maximum value of SAR (measured) = 0.297 W/kg



0 dB = 0.297 W/kg

P80 LTE 14_QPSK10M_Front Face_1cm_Ch23330_1RB_OS24_Ant2

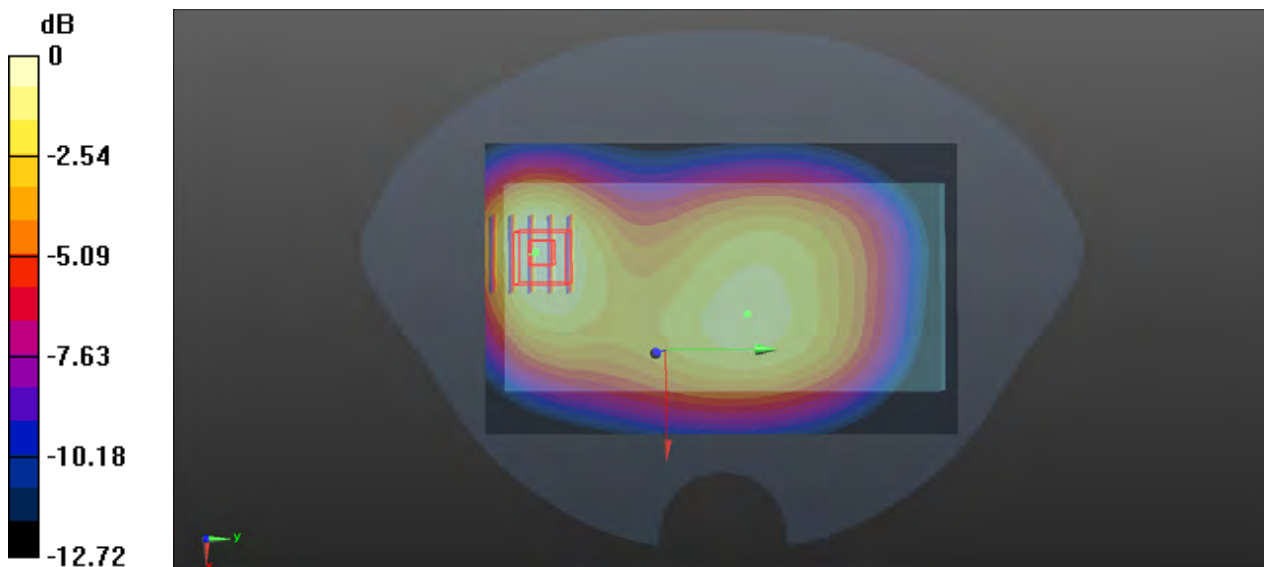
Communication System: LTE; Frequency: 793 MHz; Duty Cycle: 1:1
Medium: HSL750_1215 Medium parameters used: $f = 793 \text{ MHz}$; $\sigma = 0.912 \text{ S/m}$; $\epsilon_r = 39.848$; $\rho = 1000 \text{ kg/m}^3$
Ambient Temperature : 23.1°C ; Liquid Temperature : 22.7°C

DASY5 Configuration:

- Probe: EX3DV4 - SN3873; ConvF(9.59, 9.59, 9.59) @ 793 MHz; Calibrated: 2022/8/31
- Sensor-Surface: 2mm (Mechanical Surface Detection)
- Electronics: DAE4 Sn1389; Calibrated: 2022/11/9
- Phantom: SAM (30deg probe tilt) with CRP v5.0; Type: QD000P40CD; Serial: TP:1781
- Measurement SW: DASY52, Version 52.10 (4); SEMCAD X Version 14.6.14 (7483)

- **Area Scan (81x131x1):** Interpolated grid: $dx=1.500 \text{ mm}$, $dy=1.500 \text{ mm}$
Maximum value of SAR (interpolated) = 0.324 W/kg

- **Zoom Scan (5x5x7)/Cube 0:** Measurement grid: $dx=8\text{mm}$, $dy=8\text{mm}$, $dz=5\text{mm}$
Reference Value = 15.05 V/m ; Power Drift = -0.04 dB
Peak SAR (extrapolated) = 0.376 W/kg
SAR(1 g) = 0.257 W/kg ; SAR(10 g) = 0.171 W/kg
Maximum value of SAR (measured) = 0.320 W/kg



0 dB = 0.320 W/kg

P81 LTE 25_QPSK20M_Rear Face_1cm_Ch26140_1RB_OS0_Ant1

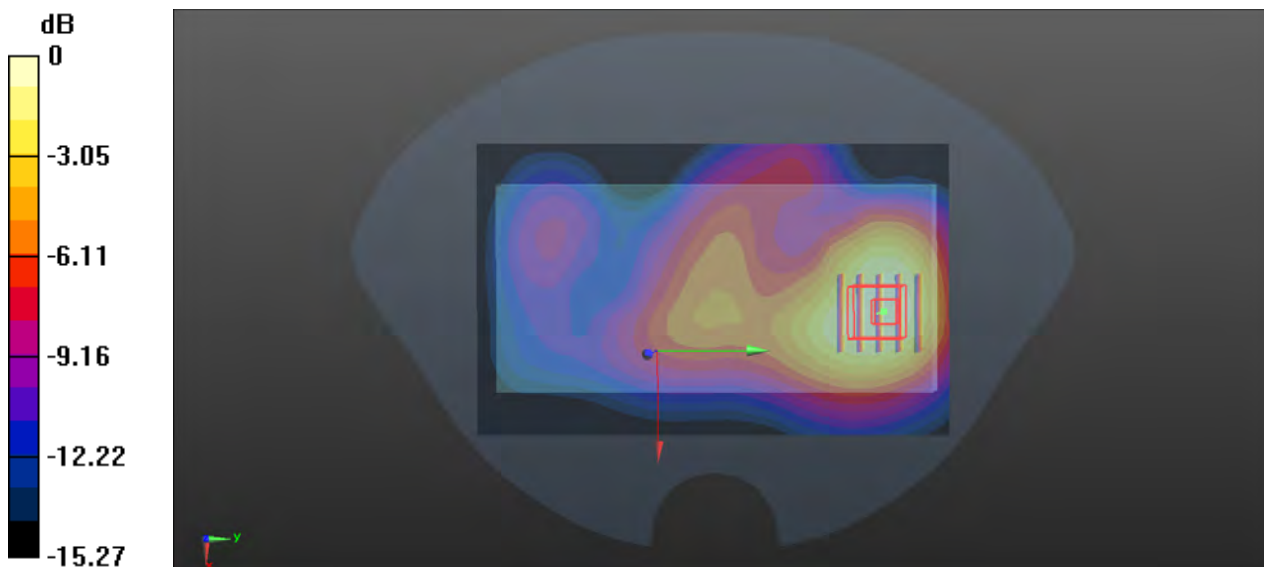
Communication System: LTE; Frequency: 1860 MHz; Duty Cycle: 1:1
Medium: HSL1900_0109 Medium parameters used: $f = 1860$ MHz; $\sigma = 1.358$ S/m; $\epsilon_r = 39.49$; $\rho = 1000$ kg/m³
Ambient Temperature : 23.3°C; Liquid Temperature : 22.5°C

DASY5 Configuration:

- Probe: EX3DV4 - SN3873; ConvF(8.02, 8.02, 8.02) @ 1860 MHz; Calibrated: 2022/8/31
- Sensor-Surface: 2mm (Mechanical Surface Detection)
- Electronics: DAE4 Sn1389; Calibrated: 2022/11/9
- Phantom: SAM (30deg probe tilt) with CRP v5.0; Type: QD000P40CD; Serial: TP:1781
- Measurement SW: DASY52, Version 52.10 (4); SEMCAD X Version 14.6.14 (7483)

- **Area Scan (81x131x1):** Interpolated grid: dx=1.500 mm, dy=1.500 mm
Maximum value of SAR (interpolated) = 0.657 W/kg

- **Zoom Scan (5x5x7)/Cube 0:** Measurement grid: dx=8mm, dy=8mm, dz=5mm
Reference Value = 11.22 V/m; Power Drift = 0.04 dB
Peak SAR (extrapolated) = 0.801 W/kg
SAR(1 g) = 0.500 W/kg; SAR(10 g) = 0.308 W/kg
Maximum value of SAR (measured) = 0.654 W/kg



0 dB = 0.654 W/kg

P82 LTE 26_QPSK15M_Front Face_1cm_Ch26865_1RB_OS37_Ant2

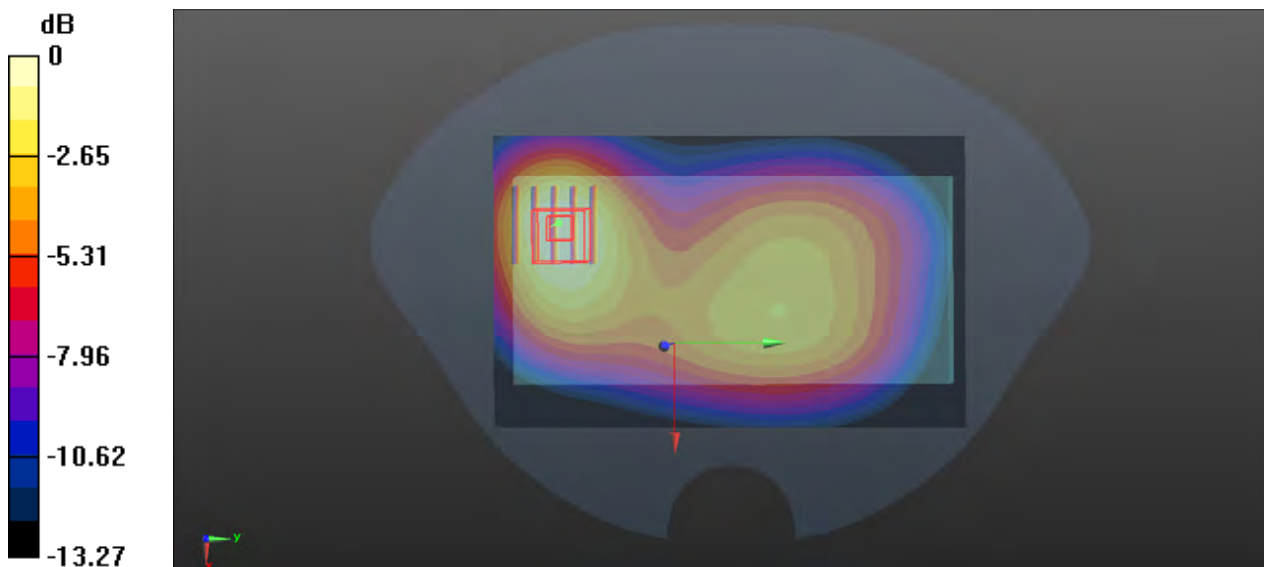
Communication System: LTE; Frequency: 831.5 MHz; Duty Cycle: 1:1
Medium: HSL835_1216 Medium parameters used: $f = 831.5$ MHz; $\sigma = 0.918$ S/m; $\epsilon_r = 43.193$; $\rho = 1000$ kg/m³
Ambient Temperature : 23.4°C; Liquid Temperature : 22.5°C

DASY5 Configuration:

- Probe: EX3DV4 - SN3873; ConvF(9.4, 9.4, 9.4) @ 831.5 MHz; Calibrated: 2022/8/31
- Sensor-Surface: 2mm (Mechanical Surface Detection)
- Electronics: DAE4 Sn1389; Calibrated: 2022/11/9
- Phantom: SAM (30deg probe tilt) with CRP v5.0; Type: QD000P40CD; Serial: TP:1781
- Measurement SW: DASY52, Version 52.10 (4); SEMCAD X Version 14.6.14 (7483)

- **Area Scan (81x131x1):** Interpolated grid: dx=1.500 mm, dy=1.500 mm
Maximum value of SAR (interpolated) = 0.364 W/kg

- **Zoom Scan (5x5x7)/Cube 0:** Measurement grid: dx=8mm, dy=8mm, dz=5mm
Reference Value = 12.69 V/m; Power Drift = 0.06 dB
Peak SAR (extrapolated) = 0.426 W/kg
SAR(1 g) = 0.287 W/kg; SAR(10 g) = 0.189 W/kg
Maximum value of SAR (measured) = 0.360 W/kg



0 dB = 0.360 W/kg

P83 LTE 30_QPSK10M_Rear Face_1cm_Ch27710_1RB_OS0_Ant1

Communication System: LTE; Frequency: 2310 MHz; Duty Cycle: 1:1

Medium: HSL2300_1217 Medium parameters used: $f = 2310$ MHz; $\sigma = 1.682$ S/m; $\epsilon_r = 38.704$; $\rho = 1000$ kg/m³

Ambient Temperature : 23.5°C; Liquid Temperature : 22.2°C

DASY5 Configuration:

- Probe: EX3DV4 - SN3873; ConvF(8.01, 8.01, 8.01) @ 2310 MHz; Calibrated: 2022/8/31
- Sensor-Surface: 2mm (Mechanical Surface Detection)
- Electronics: DAE4 Sn1389; Calibrated: 2022/11/9
- Phantom: SAM (30deg probe tilt) with CRP v5.0; Type: QD000P40CD; Serial: TP:1781
- Measurement SW: DASY52, Version 52.10 (4); SEMCAD X Version 14.6.14 (7483)

- **Area Scan (101x91x1):** Interpolated grid: dx=1.200 mm, dy=1.200 mm

Maximum value of SAR (interpolated) = 0.533 W/kg

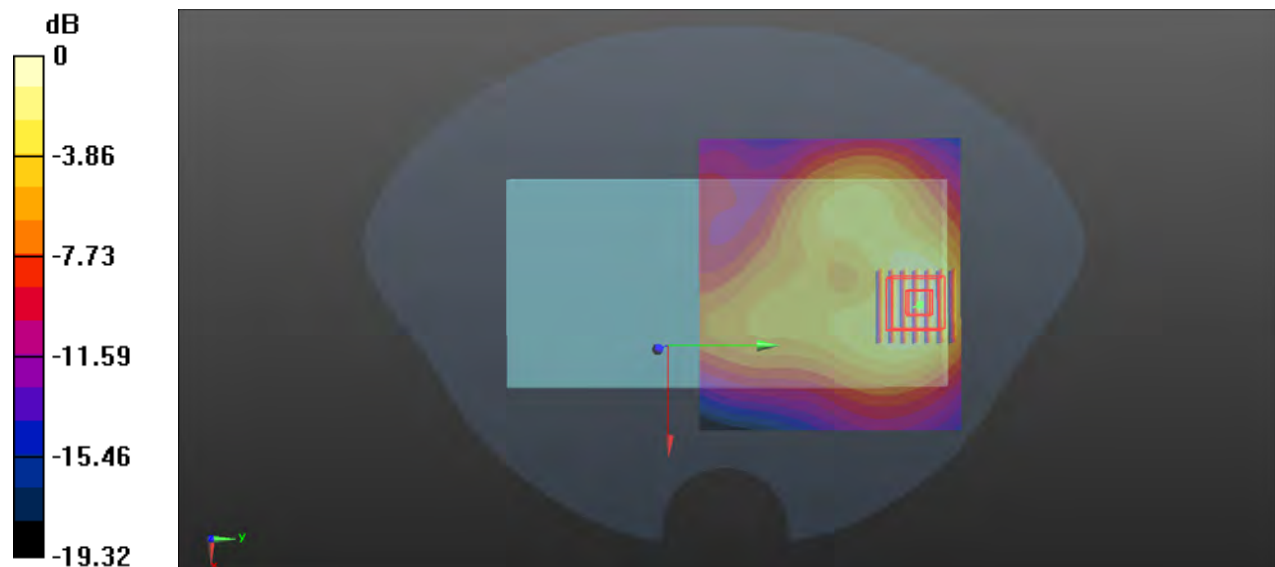
- **Zoom Scan (7x7x7)/Cube 0:** Measurement grid: dx=5mm, dy=5mm, dz=5mm

Reference Value = 6.478 V/m; Power Drift = 0.17 dB

Peak SAR (extrapolated) = 0.706 W/kg

SAR(1 g) = 0.394 W/kg; SAR(10 g) = 0.215 W/kg

Maximum value of SAR (measured) = 0.552 W/kg



0 dB = 0.552 W/kg

P84 LTE 41_QPSK20M_Rear Face_1cm_Ch40185_1RB_OS0_Ant1

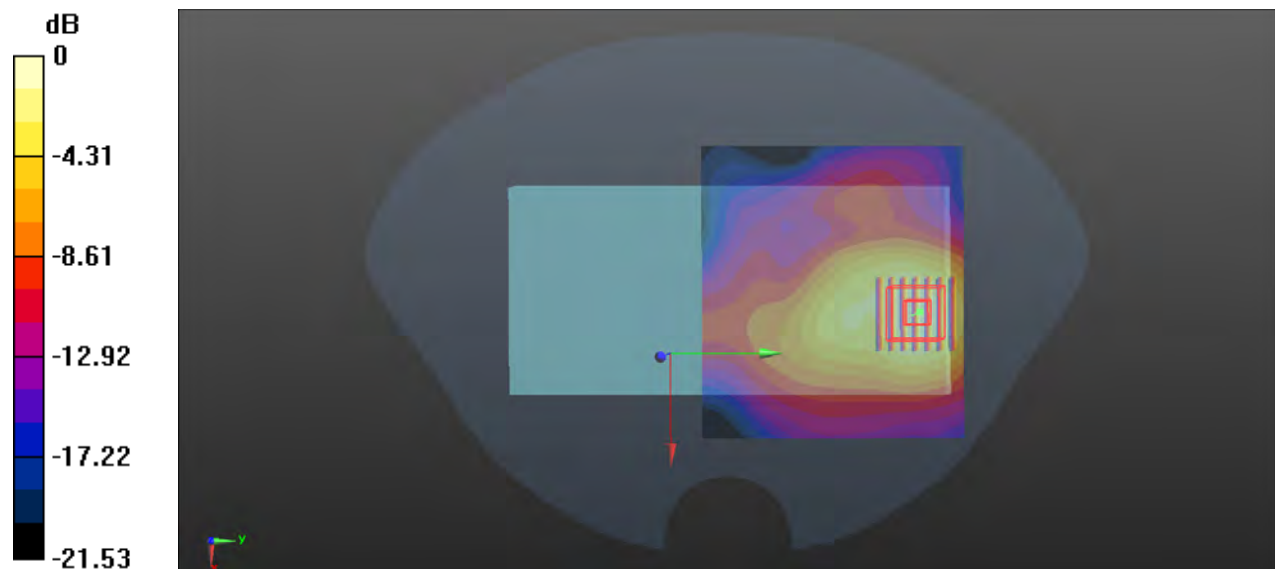
Communication System: LTE TDD; Frequency: 2549.5 MHz; Duty Cycle: 1:1.59
 Medium: HSL2600_0107 Medium parameters used: $f = 2549.5$ MHz; $\sigma = 1.93$ S/m; $\epsilon_r = 37.624$; $\rho = 1000$ kg/m³
 Ambient Temperature : 23.4°C; Liquid Temperature : 22.8°C

DASY5 Configuration:

- Probe: EX3DV4 - SN3873; ConvF(7.47, 7.47, 7.47) @ 2549.5 MHz; Calibrated: 2022/8/31
- Sensor-Surface: 2mm (Mechanical Surface Detection)
- Electronics: DAE4 Sn1389; Calibrated: 2022/11/9
- Phantom: SAM (30deg probe tilt) with CRP v5.0; Type: QD000P40CD; Serial: TP:1781
- Measurement SW: DASY52, Version 52.10 (4); SEMCAD X Version 14.6.14 (7483)

- **Area Scan (101x91x1):** Interpolated grid: dx=1.200 mm, dy=1.200 mm
 Maximum value of SAR (interpolated) = 0.645 W/kg

- **Zoom Scan (7x7x7)/Cube 0:** Measurement grid: dx=5mm, dy=5mm, dz=5mm
 Reference Value = 4.503 V/m; Power Drift = -0.03 dB
 Peak SAR (extrapolated) = 0.843 W/kg
SAR(1 g) = 0.466 W/kg; SAR(10 g) = 0.245 W/kg
 Maximum value of SAR (measured) = 0.655 W/kg



0 dB = 0.655 W/kg

P85 LTE 42_QPSK20M_Top Side_1cm_Ch42190_1RB_OS0_Ant7

Communication System: LTE TDD; Frequency: 3460 MHz; Duty Cycle: 1:1.59

Medium: HSL3500_1219 Medium parameters used: $f = 3460$ MHz; $\sigma = 2.982$ S/m; $\epsilon_r = 39.725$; $\rho = 1000$ kg/m³

Ambient Temperature : 23.6°C; Liquid Temperature : 22.3°C

DASY5 Configuration:

- Probe: EX3DV4 - SN3873; ConvF(6.77, 6.77, 6.77) @ 3460 MHz; Calibrated: 2022/8/31
- Sensor-Surface: 2mm (Mechanical Surface Detection)
- Electronics: DAE4 Sn1389; Calibrated: 2022/11/9
- Phantom: SAM (30deg probe tilt) with CRP v5.0; Type: QD000P40CD; Serial: TP:1781
- Measurement SW: DASY52, Version 52.10 (4); SEMCAD X Version 14.6.14 (7483)

- **Area Scan (51x101x1)**: Interpolated grid: dx=1.000 mm, dy=1.000 mm

Maximum value of SAR (interpolated) = 0.764 W/kg


- **Zoom Scan (7x7x12)/Cube 0**: Measurement grid: dx=4mm, dy=4mm, dz=2mm

Reference Value = 10.86 V/m; Power Drift = -0.00 dB

Peak SAR (extrapolated) = 1.06 W/kg

SAR(1 g) = 0.486 W/kg; SAR(10 g) = 0.223 W/kg

Maximum value of SAR (measured) = 0.752 W/kg



0 dB = 0.752 W/kg

P86 LTE 48_QPSK20M_Left Side_1cm_Ch55830_1RB_OS0_Ant7

Communication System: LTE TDD; Frequency: 3609 MHz; Duty Cycle: 1:1.59

Medium: HSL3700_1219 Medium parameters used: $f = 3609$ MHz; $\sigma = 2.919$ S/m; $\epsilon_r = 39.451$; $\rho = 1000$ kg/m³

Ambient Temperature : 23.4°C; Liquid Temperature : 22.5°C

DASY5 Configuration:

- Probe: EX3DV4 - SN3873; ConvF(6.61, 6.61, 6.61) @ 3609 MHz; Calibrated: 2022/8/31
- Sensor-Surface: 2mm (Mechanical Surface Detection)
- Electronics: DAE4 Sn1389; Calibrated: 2022/11/9
- Phantom: SAM (30deg probe tilt) with CRP v5.0; Type: QD000P40CD; Serial: TP:1781
- Measurement SW: DASY52, Version 52.10 (4); SEMCAD X Version 14.6.14 (7483)

- **Area Scan (51x131x1)**: Interpolated grid: dx=1.000 mm, dy=1.000 mm

Maximum value of SAR (interpolated) = 0.887 W/kg

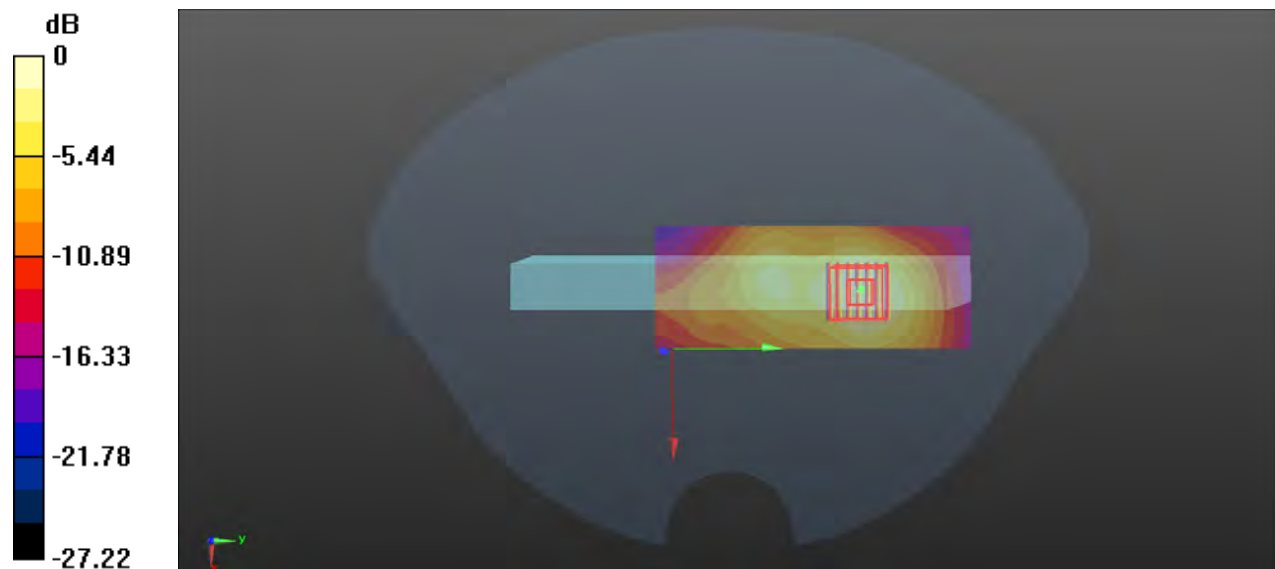
- **Zoom Scan (7x7x12)/Cube 0**: Measurement grid: dx=4mm, dy=4mm, dz=2mm

Reference Value = 6.520 V/m; Power Drift = 0.12 dB

Peak SAR (extrapolated) = 1.36 W/kg

SAR(1 g) = 0.551 W/kg; SAR(10 g) = 0.247 W/kg

Maximum value of SAR (measured) = 0.874 W/kg



0 dB = 0.874 W/kg

P87 LTE 66_QPSK20M_Rear Face_1cm_Ch132572_1RB_OS99_Ant1

Communication System: LTE; Frequency: 1770 MHz; Duty Cycle: 1:1

Medium: HSL1750_0108 Medium parameters used: $f = 1770$ MHz; $\sigma = 1.366$ S/m; $\epsilon_r = 41.78$; $\rho = 1000$ kg/m³

Ambient Temperature : 23.6°C; Liquid Temperature : 22.6°C

DASY5 Configuration:

- Probe: EX3DV4 - SN3873; ConvF(8.25, 8.25, 8.25) @ 1770 MHz; Calibrated: 2022/8/31
- Sensor-Surface: 2mm (Mechanical Surface Detection)
- Electronics: DAE4 Sn1389; Calibrated: 2022/11/9
- Phantom: SAM (30deg probe tilt) with CRP v5.0; Type: QD000P40CD; Serial: TP:1781
- Measurement SW: DASY52, Version 52.10 (4); SEMCAD X Version 14.6.14 (7483)

- **Area Scan (81x71x1):** Interpolated grid: dx=1.500 mm, dy=1.500 mm

Maximum value of SAR (interpolated) = 0.722 W/kg

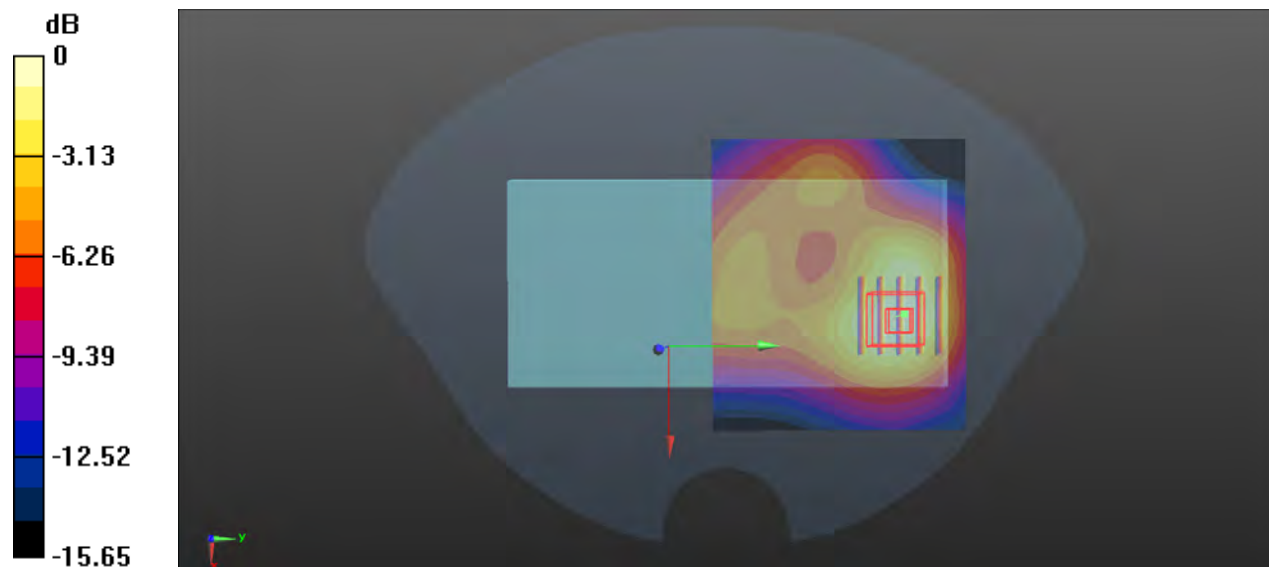
- **Zoom Scan (5x5x7)/Cube 0:** Measurement grid: dx=8mm, dy=8mm, dz=5mm

Reference Value = 12.19 V/m; Power Drift = 0.06 dB

Peak SAR (extrapolated) = 0.938 W/kg

SAR(1 g) = 0.578 W/kg; SAR(10 g) = 0.350 W/kg

Maximum value of SAR (measured) = 0.755 W/kg



0 dB = 0.755 W/kg

P88 LTE 71_QPSK20M_Front Face_1cm_Ch133322_1RB_OS99_Ant2

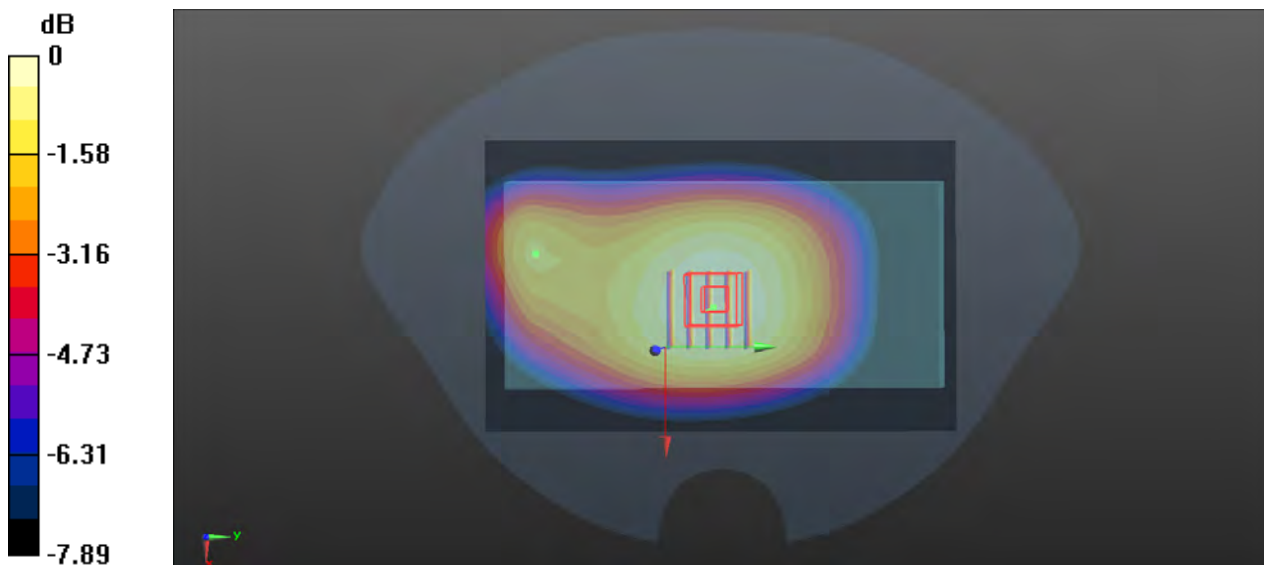
Communication System: LTE; Frequency: 683 MHz; Duty Cycle: 1:1
Medium: HSL750_1215 Medium parameters used: $f = 683 \text{ MHz}$; $\sigma = 0.863 \text{ S/m}$; $\epsilon_r = 41.074$; $\rho = 1000 \text{ kg/m}^3$
Ambient Temperature : 23.1°C ; Liquid Temperature : 22.7°C

DASY5 Configuration:

- Probe: EX3DV4 - SN3873; ConvF(9.59, 9.59, 9.59) @ 683 MHz; Calibrated: 2022/8/31
- Sensor-Surface: 2mm (Mechanical Surface Detection)
- Electronics: DAE4 Sn1389; Calibrated: 2022/11/9
- Phantom: SAM (30deg probe tilt) with CRP v5.0; Type: QD000P40CD; Serial: TP:1781
- Measurement SW: DASY52, Version 52.10 (4); SEMCAD X Version 14.6.14 (7483)

- **Area Scan (81x131x1):** Interpolated grid: $dx=1.500 \text{ mm}$, $dy=1.500 \text{ mm}$
Maximum value of SAR (interpolated) = 0.234 W/kg

- **Zoom Scan (5x5x7)/Cube 0:** Measurement grid: $dx=8\text{mm}$, $dy=8\text{mm}$, $dz=5\text{mm}$
Reference Value = 15.93 V/m ; Power Drift = -0.00 dB
Peak SAR (extrapolated) = 0.254 W/kg
SAR(1 g) = 0.205 W/kg ; SAR(10 g) = 0.159 W/kg
Maximum value of SAR (measured) = 0.233 W/kg



0 dB = 0.233 W/kg

P89 n5_DFT-s-OFDM_QPSK20M_Front Face_1cm_Ch167300_1RB_OS1_Ant2

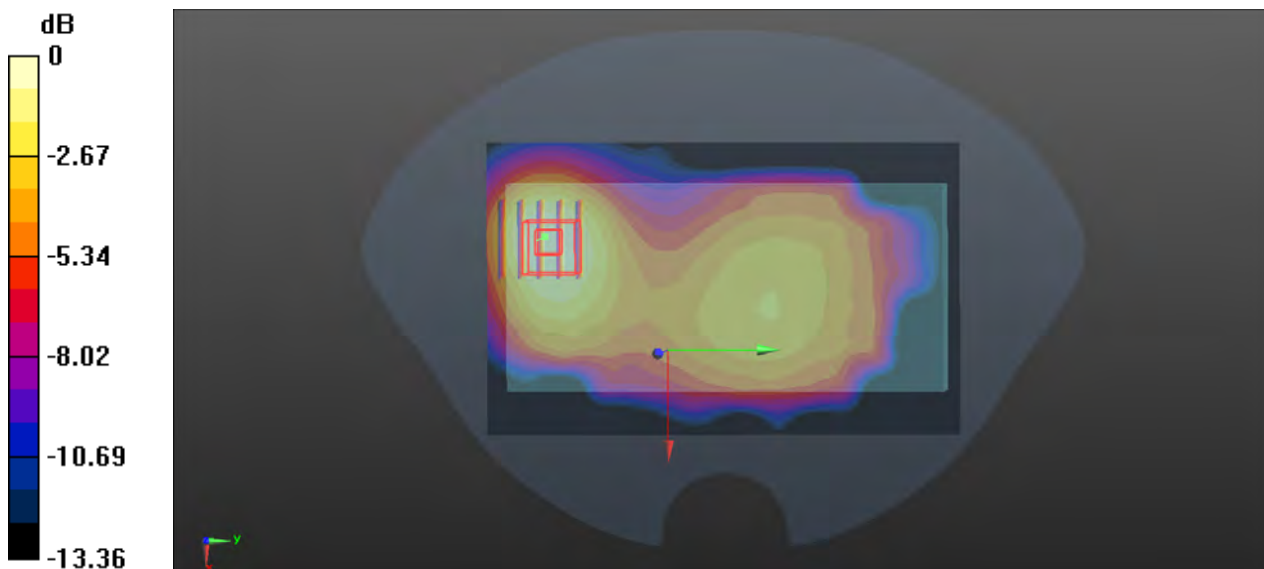
Communication System: NR; Frequency: 836.5 MHz; Duty Cycle: 1:1
Medium: HSL835_1216 Medium parameters used: $f = 836.5$ MHz; $\sigma = 0.924$ S/m; $\epsilon_r = 43.135$; $\rho = 1000$ kg/m³
Ambient Temperature : 23.4°C; Liquid Temperature : 22.5°C

DASY5 Configuration:

- Probe: EX3DV4 - SN3873; ConvF(9.4, 9.4, 9.4) @ 836.5 MHz; Calibrated: 2022/8/31
- Sensor-Surface: 2mm (Mechanical Surface Detection)
- Electronics: DAE4 Sn1389; Calibrated: 2022/11/9
- Phantom: SAM (30deg probe tilt) with CRP v5.0; Type: QD000P40CD; Serial: TP:1781
- Measurement SW: DASY52, Version 52.10 (4); SEMCAD X Version 14.6.14 (7483)

- **Area Scan (81x131x1):** Interpolated grid: dx=1.500 mm, dy=1.500 mm
Maximum value of SAR (interpolated) = 0.414 W/kg

- **Zoom Scan (5x5x7)/Cube 0:** Measurement grid: dx=8mm, dy=8mm, dz=5mm
Reference Value = 13.19 V/m; Power Drift = 0.07 dB
Peak SAR (extrapolated) = 0.486 W/kg
SAR(1 g) = 0.318 W/kg; SAR(10 g) = 0.215 W/kg
Maximum value of SAR (measured) = 0.411 W/kg



0 dB = 0.411 W/kg

P90 n7_DFT-s-OFDM_QPSK20M_Rear Face_1cm_Ch512000_1RB_OS1_Ant1

Communication System: NR; Frequency: 2560 MHz; Duty Cycle: 1:1

Medium: HSL2600_0107 Medium parameters used: $f = 2560$ MHz; $\sigma = 1.942$ S/m; $\epsilon_r = 37.581$; $\rho = 1000$ kg/m³

Ambient Temperature : 23.4°C; Liquid Temperature : 22.8°C

DASY5 Configuration:

- Probe: EX3DV4 - SN3873; ConvF(7.47, 7.47, 7.47) @ 2560 MHz; Calibrated: 2022/8/31
- Sensor-Surface: 2mm (Mechanical Surface Detection)
- Electronics: DAE4 Sn1389; Calibrated: 2022/11/9
- Phantom: SAM (30deg probe tilt) with CRP v5.0; Type: QD000P40CD; Serial: TP:1781
- Measurement SW: DASY52, Version 52.10 (4); SEMCAD X Version 14.6.14 (7483)

- **Area Scan (91x81x1):** Interpolated grid: dx=1.200 mm, dy=1.200 mm

Maximum value of SAR (interpolated) = 1.12 W/kg

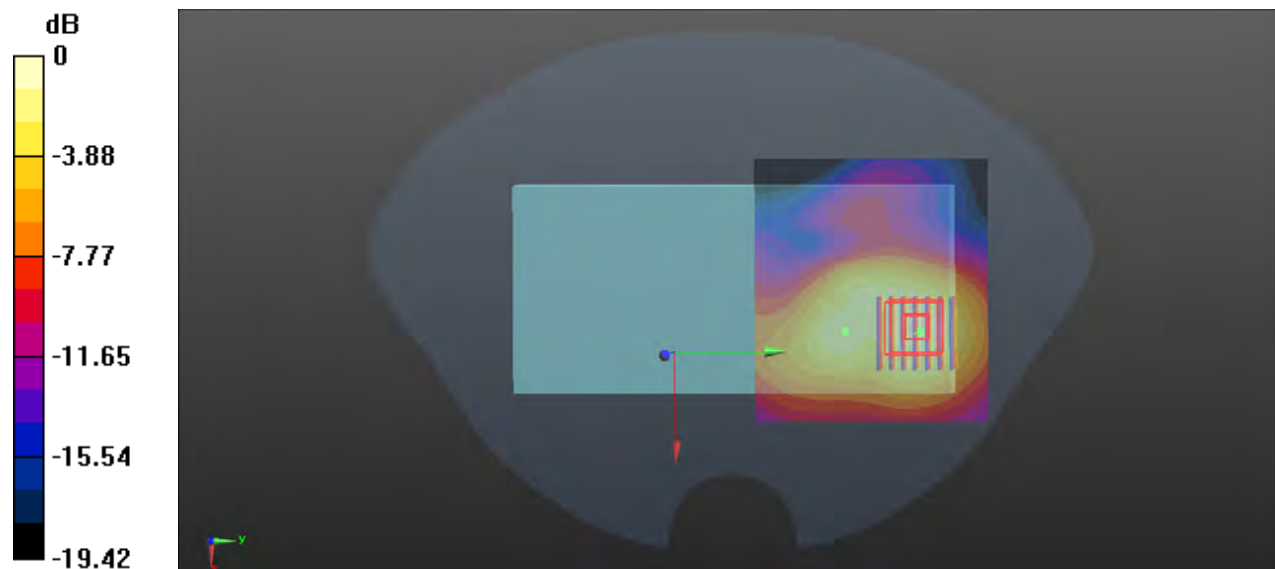
- **Zoom Scan (7x7x7)/Cube 0:** Measurement grid: dx=5mm, dy=5mm, dz=5mm

Reference Value = 6.365 V/m; Power Drift = -0.04 dB

Peak SAR (extrapolated) = 1.45 W/kg

SAR(1 g) = 0.835 W/kg; SAR(10 g) = 0.455 W/kg

Maximum value of SAR (measured) = 1.15 W/kg



0 dB = 1.15 W/kg

P91 n12_DFT-s-OFDM_QPSK15M_Front Face_1cm_Ch141300_1RB_OS1_Ant2

Communication System: NR; Frequency: 706.5 MHz; Duty Cycle: 1:1

Medium: HSL750_1215 Medium parameters used: $f = 706.5$ MHz; $\sigma = 0.851$ S/m; $\epsilon_r = 40.682$; $\rho = 1000$ kg/m³

Ambient Temperature : 23.1°C; Liquid Temperature : 22.7°C

DASY5 Configuration:

- Probe: EX3DV4 - SN3873; ConvF(9.59, 9.59, 9.59) @ 706.5 MHz; Calibrated: 2022/8/31
- Sensor-Surface: 2mm (Mechanical Surface Detection)
- Electronics: DAE4 Sn1389; Calibrated: 2022/11/9
- Phantom: SAM (30deg probe tilt) with CRP v5.0; Type: QD000P40CD; Serial: TP:1781
- Measurement SW: DASY52, Version 52.10 (4); SEMCAD X Version 14.6.14 (7483)

- **Area Scan (81x131x1):** Interpolated grid: dx=1.500 mm, dy=1.500 mm

Maximum value of SAR (interpolated) = 0.215 W/kg

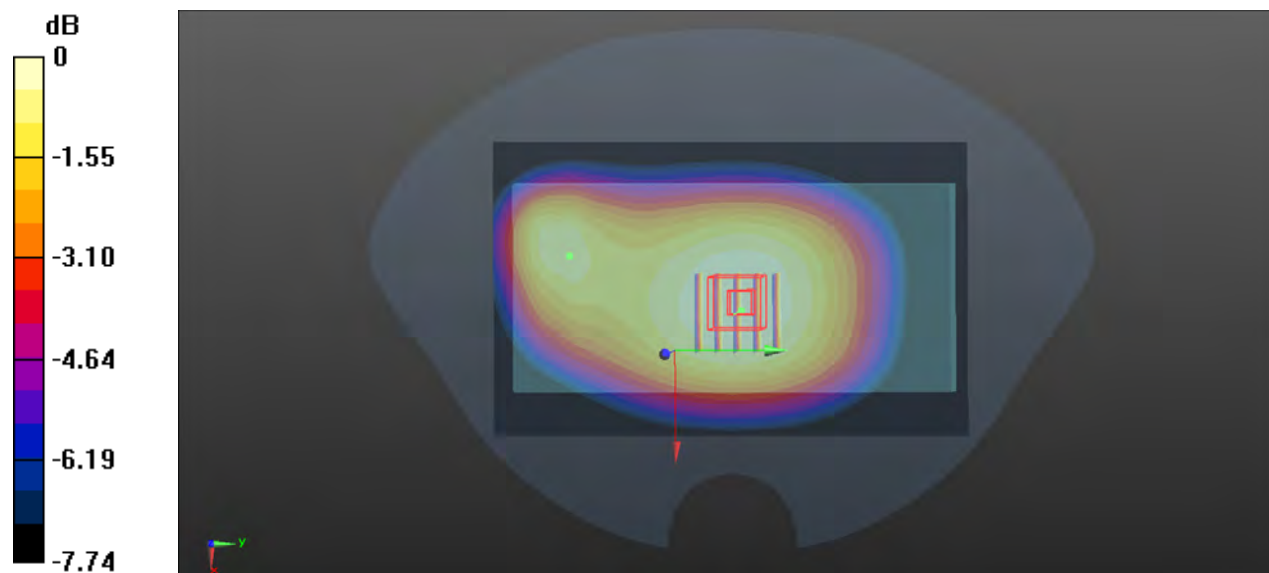
- **Zoom Scan (5x5x7)/Cube 0:** Measurement grid: dx=8mm, dy=8mm, dz=5mm

Reference Value = 15.13 V/m; Power Drift = 0.00 dB

Peak SAR (extrapolated) = 0.233 W/kg

SAR(1 g) = 0.189 W/kg; SAR(10 g) = 0.145 W/kg

Maximum value of SAR (measured) = 0.213 W/kg



0 dB = 0.213 W/kg

P92 n25_DFT-s-OFDM_QPSK40M_Rear Face_1cm_Ch374000_1RB_OS1_Ant1

Communication System: NR; Frequency: 1870 MHz; Duty Cycle: 1:1

Medium: HSL1900_0109 Medium parameters used: $f = 1870.3$ MHz; $\sigma = 1.369$ S/m; $\epsilon_r = 39.448$; $\rho = 1000$ kg/m³

Ambient Temperature : 23.3°C; Liquid Temperature : 22.5°C

DASY5 Configuration:

- Probe: EX3DV4 - SN3873; ConvF(8.02, 8.02, 8.02) @ 1870 MHz; Calibrated: 2022/8/31
- Sensor-Surface: 2mm (Mechanical Surface Detection)
- Electronics: DAE4 Sn1389; Calibrated: 2022/11/9
- Phantom: SAM (30deg probe tilt) with CRP v5.0; Type: QD000P40CD; Serial: TP:1781
- Measurement SW: DASY52, Version 52.10 (4); SEMCAD X Version 14.6.14 (7483)

- **Area Scan (81x71x1):** Interpolated grid: dx=1.500 mm, dy=1.500 mm

Maximum value of SAR (interpolated) = 0.722 W/kg

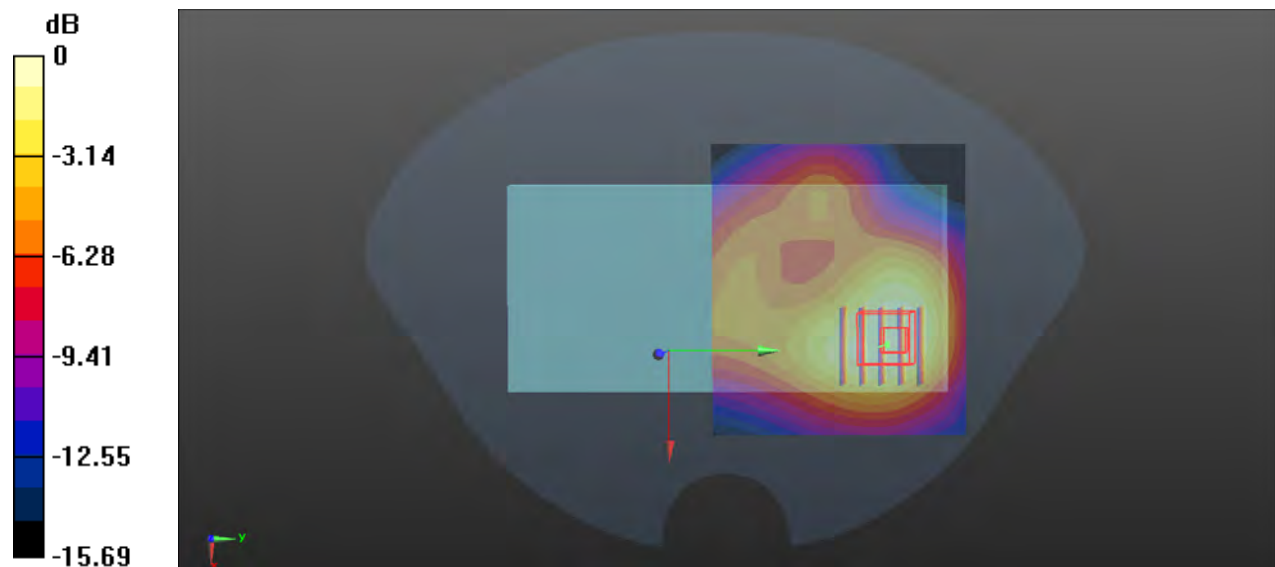
- **Zoom Scan (5x5x7)/Cube 0:** Measurement grid: dx=8mm, dy=8mm, dz=5mm

Reference Value = 11.35 V/m; Power Drift = 0.01 dB

Peak SAR (extrapolated) = 0.887 W/kg

SAR(1 g) = 0.536 W/kg; SAR(10 g) = 0.324 W/kg

Maximum value of SAR (measured) = 0.698 W/kg



0 dB = 0.698 W/kg

P93 n30_DFT-s-OFDM_QPSK10M_Rear Face_1cm_Ch462000_25RB_OS14_Ant1

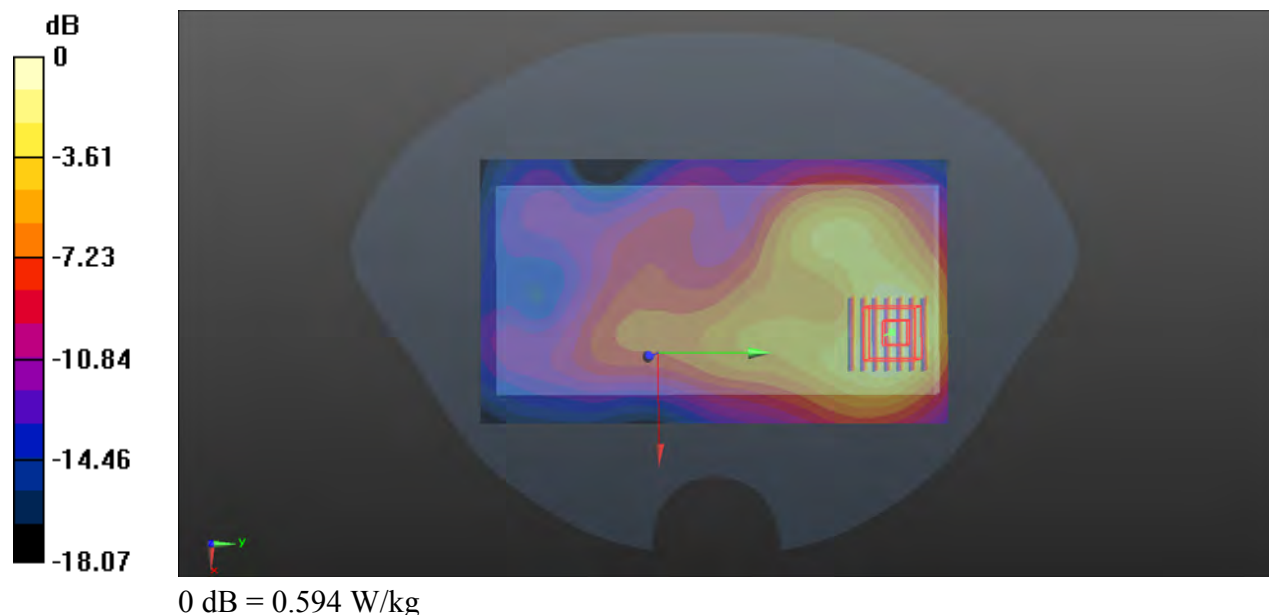
Communication System: NR; Frequency: 2310 MHz; Duty Cycle: 1:1
Medium: HSL2300_1217 Medium parameters used: $f = 2310$ MHz; $\sigma = 1.682$ S/m; $\epsilon_r = 38.704$; $\rho = 1000$ kg/m³
Ambient Temperature : 23.5°C; Liquid Temperature : 22.2°C

DASY5 Configuration:

- Probe: EX3DV4 - SN3873; ConvF(8.01, 8.01, 8.01) @ 2310 MHz; Calibrated: 2022/8/31
- Sensor-Surface: 2mm (Mechanical Surface Detection)
- Electronics: DAE4 Sn1389; Calibrated: 2022/11/9
- Phantom: SAM (30deg probe tilt) with CRP v5.0; Type: QD000P40CD; Serial: TP:1781
- Measurement SW: DASY52, Version 52.10 (4); SEMCAD X Version 14.6.14 (7483)

- **Area Scan (91x161x1):** Interpolated grid: dx=1.200 mm, dy=1.200 mm
Maximum value of SAR (interpolated) = 0.574 W/kg

- **Zoom Scan (7x7x7)/Cube 0:** Measurement grid: dx=5mm, dy=5mm, dz=5mm
Reference Value = 6.690 V/m; Power Drift = -0.03 dB
Peak SAR (extrapolated) = 0.761 W/kg
SAR(1 g) = 0.427 W/kg; SAR(10 g) = 0.234 W/kg
Maximum value of SAR (measured) = 0.594 W/kg



P94 n41_DFT-s-OFDM_QPSK100M_Rear Face_1cm_Ch509202_135RB_OS69_Ant1

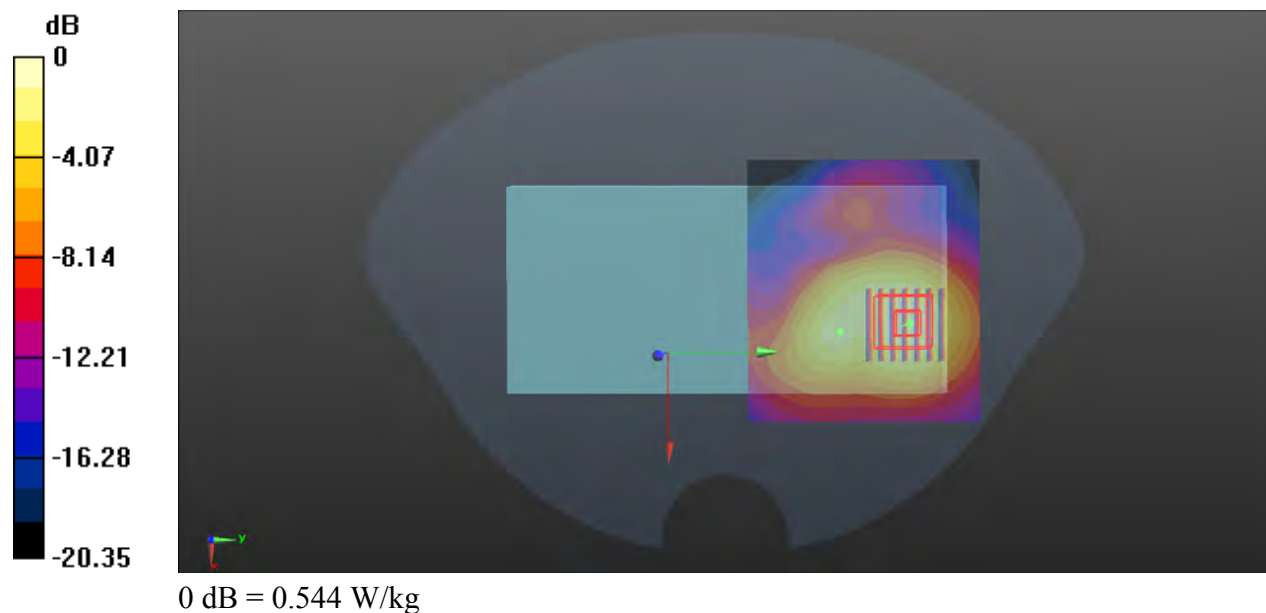
Communication System: NR TDD; Frequency: 2546.01 MHz; Duty Cycle: 1:2.5
 Medium: HSL2600_0107 Medium parameters used: $f = 2546.01$ MHz; $\sigma = 1.926$ S/m; $\epsilon_r = 37.637$;
 $\rho = 1000$ kg/m³
 Ambient Temperature : 23.4°C; Liquid Temperature : 22.8°C

DASY5 Configuration:

- Probe: EX3DV4 - SN3873; ConvF(7.47, 7.47, 7.47) @ 2546.01 MHz; Calibrated: 2022/8/31
- Sensor-Surface: 2mm (Mechanical Surface Detection)
- Electronics: DAE4 Sn1389; Calibrated: 2022/11/9
- Phantom: SAM (30deg probe tilt) with CRP v5.0; Type: QD000P40CD; Serial: TP:1781
- Measurement SW: DASY52, Version 52.10 (4); SEMCAD X Version 14.6.14 (7483)

- **Area Scan (91x81x1):** Interpolated grid: dx=1.200 mm, dy=1.200 mm
 Maximum value of SAR (interpolated) = 0.528 W/kg

- **Zoom Scan (7x7x7)/Cube 0:** Measurement grid: dx=5mm, dy=5mm, dz=5mm
 Reference Value = 3.500 V/m; Power Drift = 0.03 dB
 Peak SAR (extrapolated) = 0.697 W/kg
SAR(1 g) = 0.383 W/kg; SAR(10 g) = 0.202 W/kg
 Maximum value of SAR (measured) = 0.544 W/kg



P95 n48_DFT-s-OFDM_QPSK40M_Left Side_1cm_Ch645332_50RB_OS28_Ant7

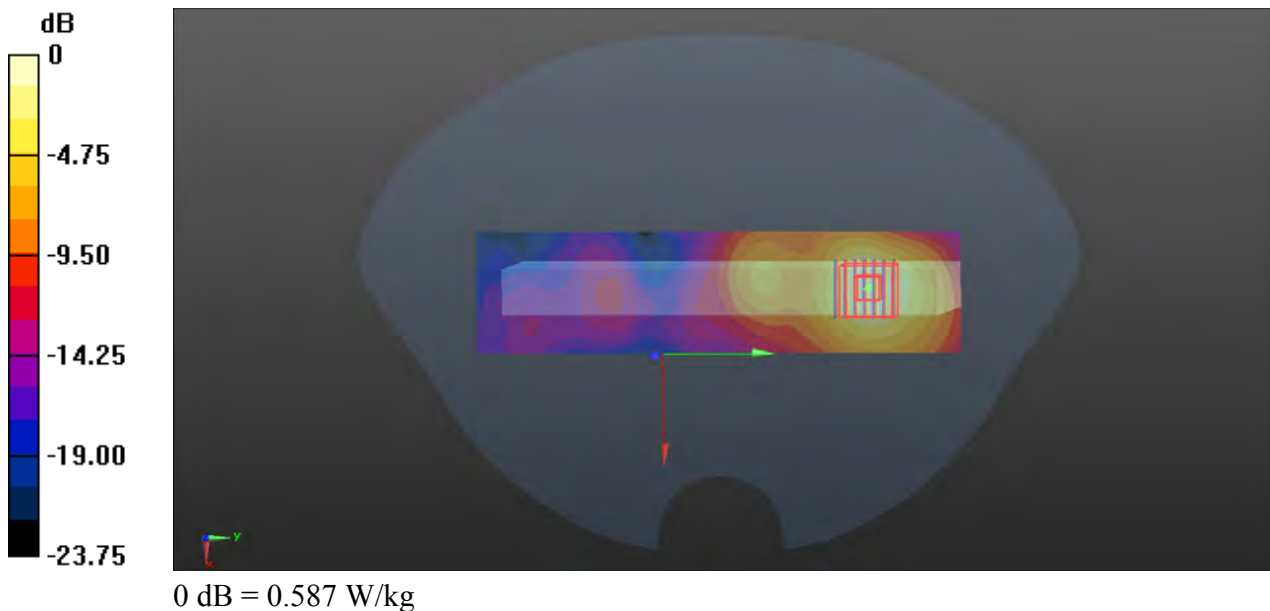
Communication System: NR TDD; Frequency: 3679.98 MHz; Duty Cycle: 1:2.5
 Medium: HSL3700_1219 Medium parameters used: $f = 3680$ MHz; $\sigma = 2.989$ S/m; $\epsilon_r = 39.329$; $\rho = 1000$ kg/m³
 Ambient Temperature : 23.4°C; Liquid Temperature : 22.5°C

DASY5 Configuration:

- Probe: EX3DV4 - SN3873; ConvF(6.61, 6.61, 6.61) @ 3679.98 MHz; Calibrated: 2022/8/31
- Sensor-Surface: 2mm (Mechanical Surface Detection)
- Electronics: DAE4 Sn1389; Calibrated: 2022/11/9
- Phantom: SAM (30deg probe tilt) with CRP v5.0; Type: QD000P40CD; Serial: TP:1781
- Measurement SW: DASY52, Version 52.10 (4); SEMCAD X Version 14.6.14 (7483)

- **Area Scan (51x201x1):** Interpolated grid: dx=1.000 mm, dy=1.000 mm
 Maximum value of SAR (interpolated) = 0.601 W/kg

- **Zoom Scan (7x7x12)/Cube 0:** Measurement grid: dx=4mm, dy=4mm, dz=2mm
 Reference Value = 3.202 V/m; Power Drift = -0.07 dB
 Peak SAR (extrapolated) = 0.877 W/kg
SAR(1 g) = 0.366 W/kg; SAR(10 g) = 0.164 W/kg
 Maximum value of SAR (measured) = 0.587 W/kg



P96 n66_DFT-s-OFDM_QPSK40M_Rear Face_1cm_Ch346000_108RB_OS54_Ant1

Communication System: NR; Frequency: 1730 MHz; Duty Cycle: 1:1
 Medium: HSL1750_0108 Medium parameters used: $f = 1730$ MHz; $\sigma = 1.394$ S/m; $\epsilon_r = 41.425$; $\rho = 1000$ kg/m³
 Ambient Temperature : 23.6°C; Liquid Temperature : 22.6°C

DASY5 Configuration:

- Probe: EX3DV4 - SN3873; ConvF(8.25, 8.25, 8.25) @ 1730 MHz; Calibrated: 2022/8/31
- Sensor-Surface: 2mm (Mechanical Surface Detection)
- Electronics: DAE4 Sn1389; Calibrated: 2022/11/9
- Phantom: SAM (30deg probe tilt) with CRP v5.0; Type: QD000P40CD; Serial: TP:1781
- Measurement SW: DASY52, Version 52.10 (4); SEMCAD X Version 14.6.14 (7483)

- **Area Scan (81x71x1):** Interpolated grid: dx=1.500 mm, dy=1.500 mm
 Maximum value of SAR (interpolated) = 0.733 W/kg

- **Zoom Scan (5x5x7)/Cube 0:** Measurement grid: dx=8mm, dy=8mm, dz=5mm
 Reference Value = 11.91 V/m; Power Drift = 0.05 dB
 Peak SAR (extrapolated) = 0.893 W/kg
SAR(1 g) = 0.548 W/kg; SAR(10 g) = 0.329 W/kg
 Maximum value of SAR (measured) = 0.717 W/kg

