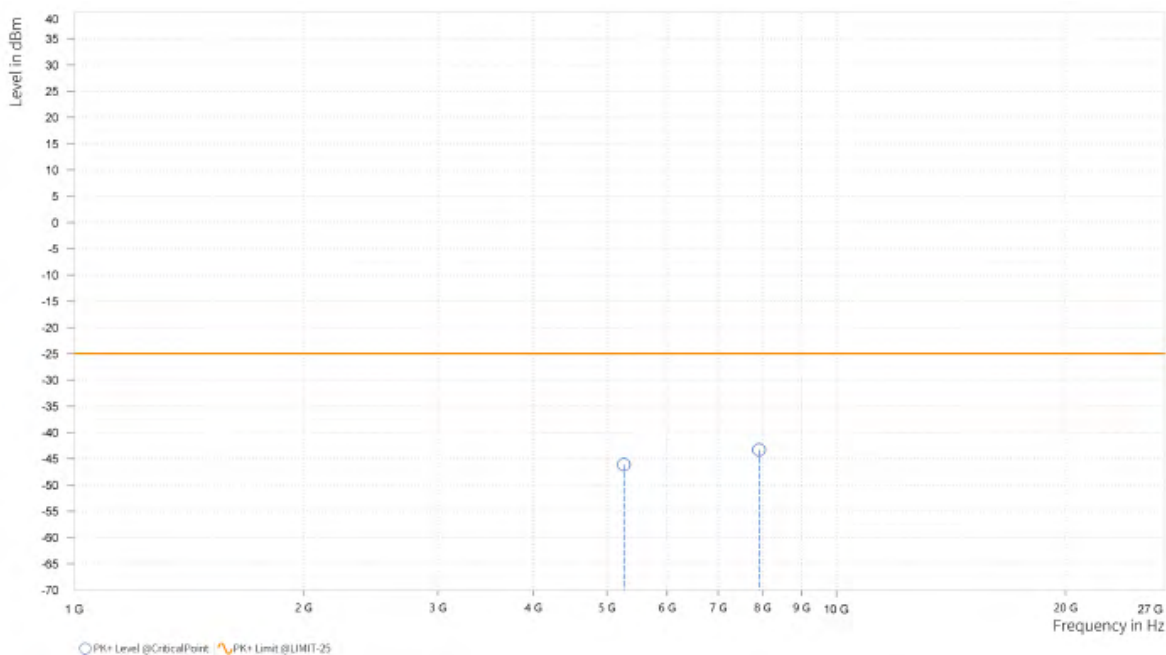




Test Report No.: W7L-P23030016RF12

MODE	TX channel 531996	FREQUENCY RANGE	Above 1000MHz
ENVIRONMENTAL CONDITIONS	23deg. C, 70%RH	INPUT POWER	AC 120V/60HZ
TESTED BY	Jace Hu		
ANTENNA POLARITY & TEST DISTANCE: VERTICAL AT 3 M			

Rg	Frequency [MHz]	PK+ Level [dBm]	PK+ Limit [dBm]	PK+ Margin [dB]	Correction [dB]	Polarization	Azimuth [deg]	Antenna Height [m]
4	5,262.000	-46.13	-25.00	21.13	25.96	V	1	2
5	7,916.500	-43.33	-25.00	18.33	33.11	V	1	1





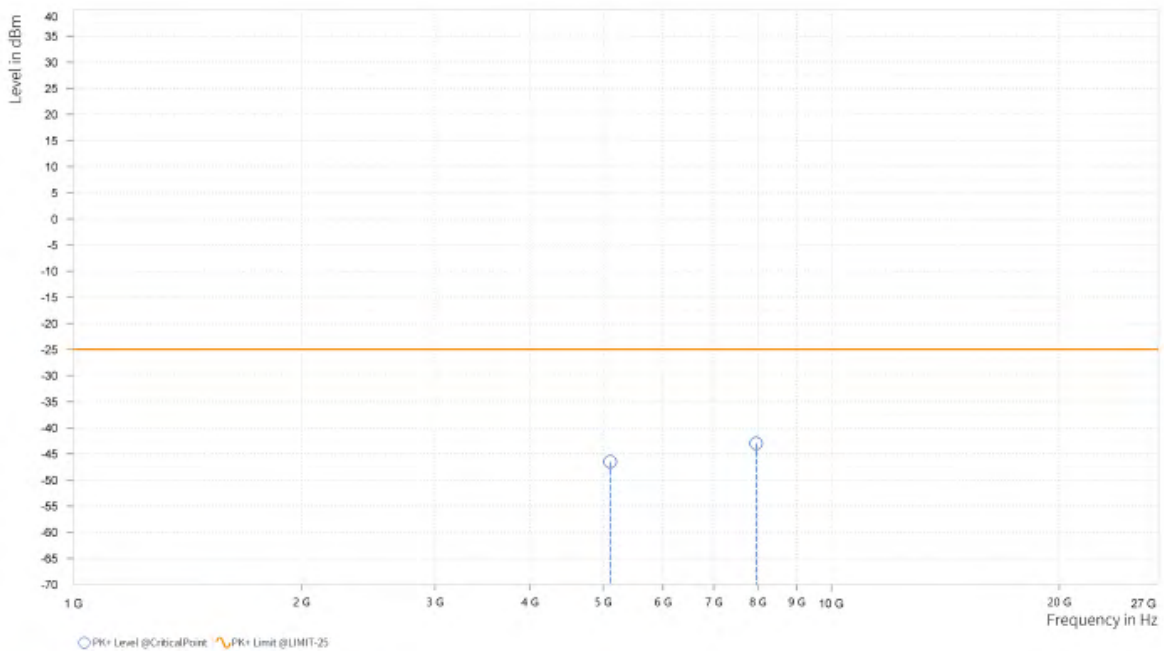
BUREAU VERITAS

Test Report No.: W7L-P23030016RF12

CHANNEL BANDWIDTH: 80MHz / QPSK

MODE	TX channel 518598	FREQUENCY RANGE	Above 1000MHz
ENVIRONMENTAL CONDITIONS	23deg. C, 70%RH	INPUT POWER	AC 120V/60HZ
TESTED BY	Jace Hu		
ANTENNA POLARITY & TEST DISTANCE: HORIZONTAL AT 3 M			

Rg	Frequency [MHz]	PK+ Level [dBm]	PK+ Limit [dBm]	PK+ Margin [dB]	Correction [dB]	Polarization	Azimuth [deg]	Antenna Height [m]
4	5,108.000	-46.50	-25.00	21.50	26.13	H	305.5	1
5	7,956.000	-43.00	-25.00	18.00	32.98	H	359	1

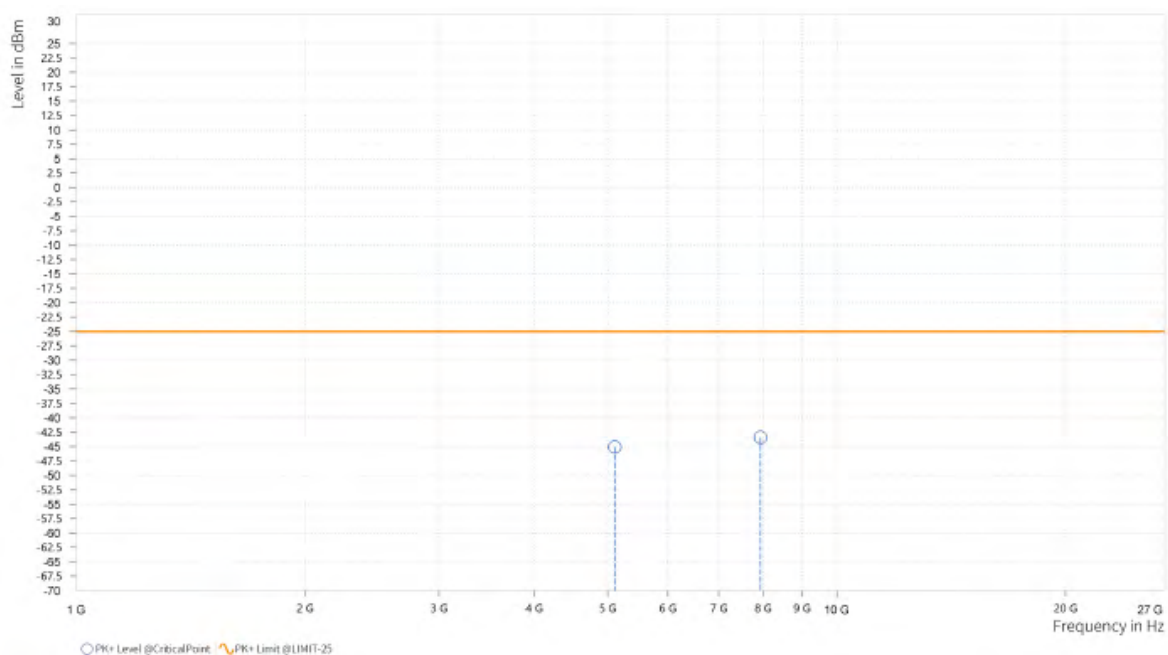




Test Report No.: W7L-P23030016RF12

MODE	TX channel 518598	FREQUENCY RANGE	Above 1000MHz
ENVIRONMENTAL CONDITIONS	23deg. C, 70%RH	INPUT POWER	AC 120V/60HZ
TESTED BY	Jace Hu		
ANTENNA POLARITY & TEST DISTANCE: VERTICAL AT 3 M			

Rg	Frequency [MHz]	PK+ Level [dBm]	PK+ Limit [dBm]	PK+ Margin [dB]	Correction [dB]	Polarization	Azimuth [deg]	Antenna Height [m]
4	5,108.500	-45.07	-25.00	20.07	26.21	V	1	2
5	7,939.500	-43.38	-25.00	18.38	33.18	V	1	2



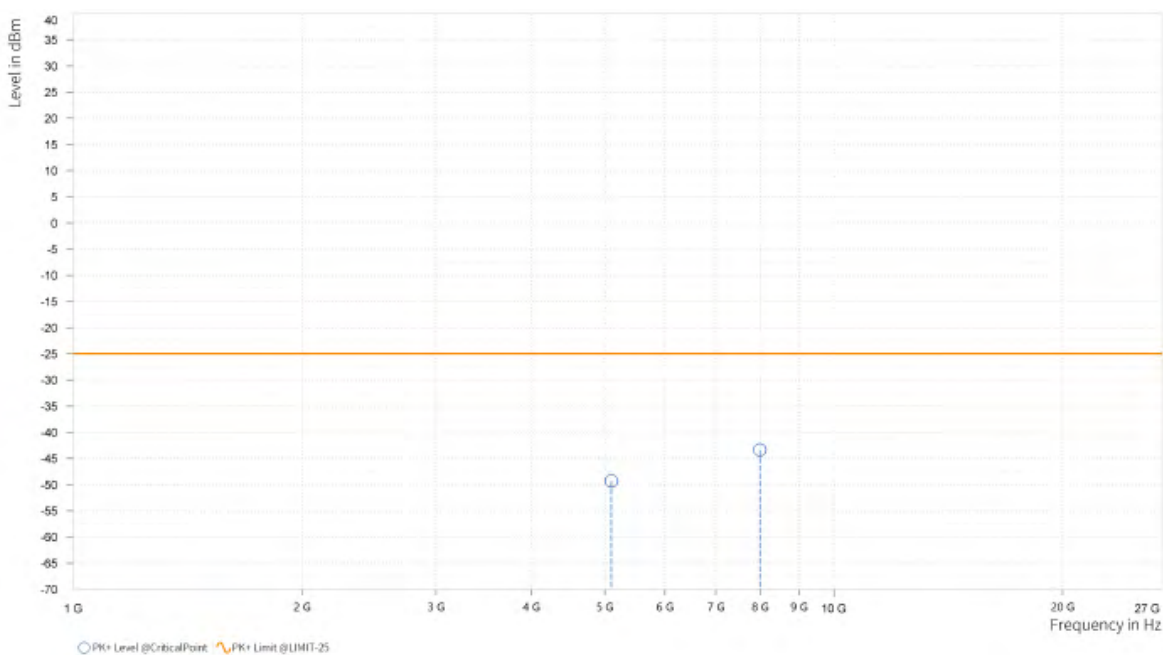


Test Report No.: W7L-P23030016RF12

CHANNEL BANDWIDTH: 90MHz / QPSK

MODE	TX channel 518598	FREQUENCY RANGE	Above 1000MHz
ENVIRONMENTAL CONDITIONS	23deg. C, 70%RH	INPUT POWER	AC 120V/60HZ
TESTED BY	Jace Hu		
ANTENNA POLARITY & TEST DISTANCE: HORIZONTAL AT 3 M			

Rg	Frequency [MHz]	PK+ Level [dBm]	PK+ Limit [dBm]	PK+ Margin [dB]	Correction [dB]	Polarization	Azimuth [deg]	Antenna Height [m]
4	5,098.500	-49.33	-25.00	24.33	26.04	H	359	2
5	7,993.500	-43.38	-25.00	18.38	33.12	H	1	2

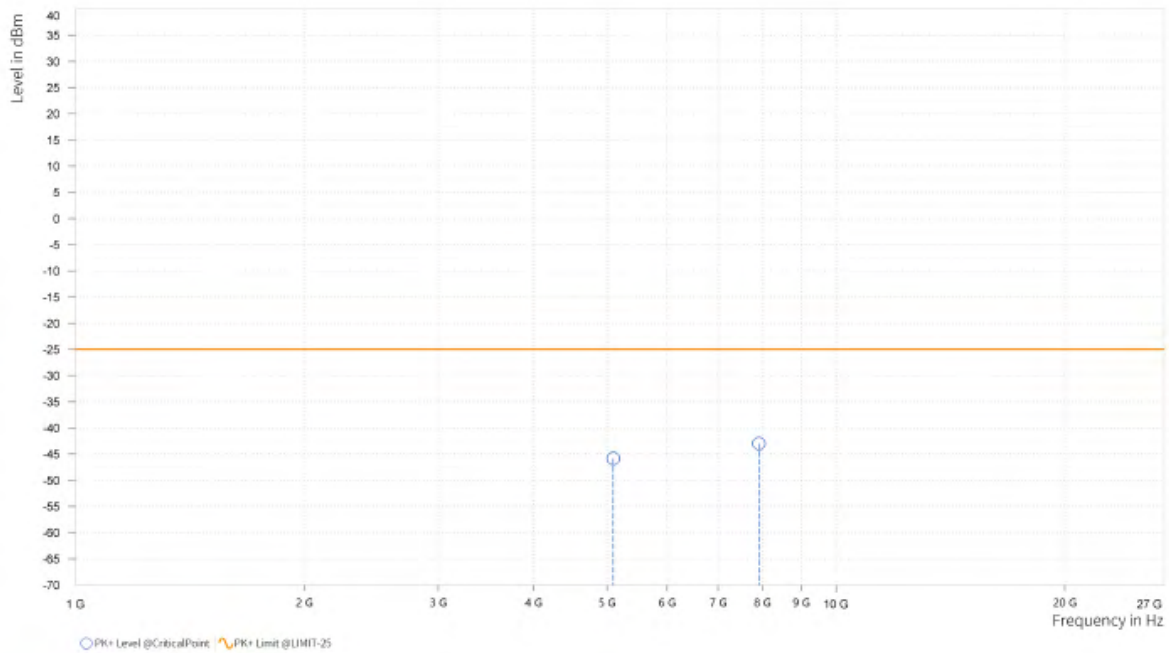




Test Report No.: W7L-P23030016RF12

MODE	TX channel 518598	FREQUENCY RANGE	Above 1000MHz
ENVIRONMENTAL CONDITIONS	23deg. C, 70%RH	INPUT POWER	AC 120V/60HZ
TESTED BY	Jace Hu		
ANTENNA POLARITY & TEST DISTANCE: VERTICAL AT 3 M			

Rg	Frequency [MHz]	PK+ Level [dBm]	PK+ Limit [dBm]	PK+ Margin [dB]	Correction [dB]	Polarization	Azimuth [deg]	Antenna Height [m]
4	5,098.000	-45.85	-25.00	20.85	26.14	V	1	1
5	7,915.500	-42.97	-25.00	17.97	33.11	V	1	2





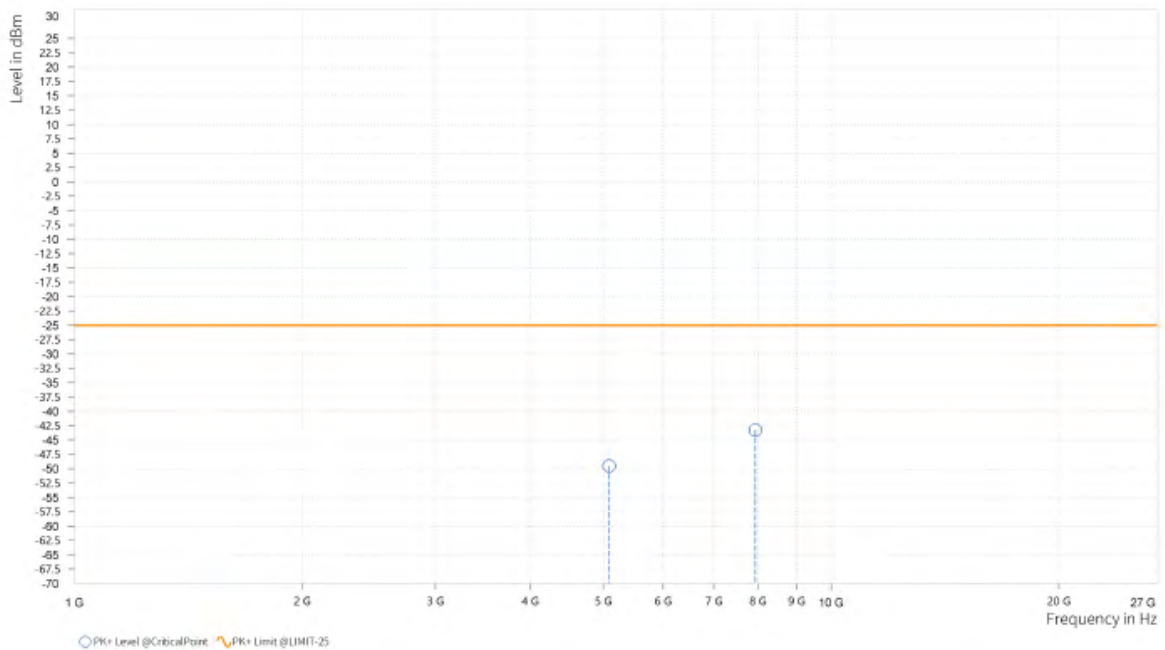
BUREAU VERITAS

Test Report No.: W7L-P23030016RF12

CHANNEL BANDWIDTH: 100MHz / QPSK

MODE	TX channel 518598	FREQUENCY RANGE	Above 1000MHz
ENVIRONMENTAL CONDITIONS	23deg. C, 70%RH	INPUT POWER	AC 120V/60HZ
TESTED BY	Jace Hu		
ANTENNA POLARITY & TEST DISTANCE: HORIZONTAL AT 3 M			

Rg	Frequency [MHz]	PK+ Level [dBm]	PK+ Limit [dBm]	PK+ Margin [dB]	Correction [dB]	Polarization	Azimuth [deg]	Antenna Height [m]
4	5,088.000	-49.54	-25.00	24.54	25.94	H	164.2	2
5	7,940.000	-43.29	-25.00	18.29	32.99	H	77	2

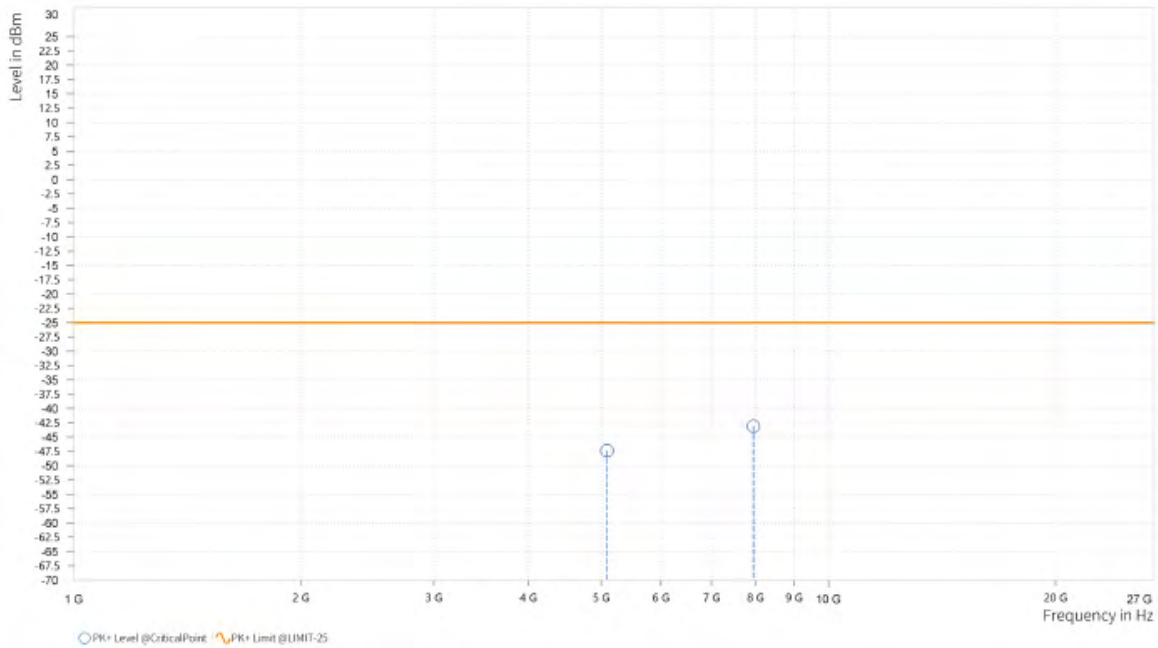




Test Report No.: W7L-P23030016RF12

MODE	TX channel 518598	FREQUENCY RANGE	Above 1000MHz
ENVIRONMENTAL CONDITIONS	23deg. C, 70%RH	INPUT POWER	AC 120V/60HZ
TESTED BY	Jace Hu		
ANTENNA POLARITY & TEST DISTANCE: VERTICAL AT 3 M			

Rg	Frequency [MHz]	PK+ Level [dBm]	PK+ Limit [dBm]	PK+ Margin [dB]	Correction [dB]	Polarization	Azimuth [deg]	Antenna Height [m]
4	5,088.000	-47.37	-25.00	22.37	25.99	V	359	2
5	7,954.000	-43.09	-25.00	18.09	33.22	V	61.7	2





BUREAU VERITAS

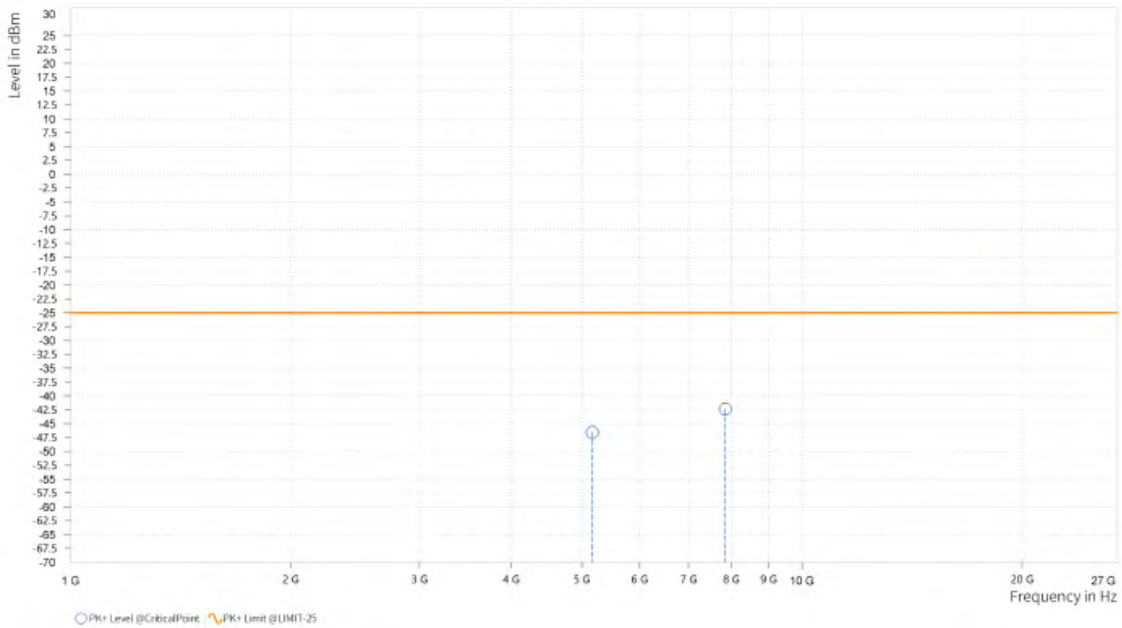
Test Report No.: W7L-P23030016RF12

N41: SRS-3 (ANT 3)

CHANNEL BANDWIDTH: 20MHz / QPSK

MODE	TX channel 518598	FREQUENCY RANGE	Above 1000MHz
ENVIRONMENTAL CONDITIONS	23deg. C, 70%RH	INPUT POWER	AC 120V/60HZ
TESTED BY	Jace Hu		
ANTENNA POLARITY & TEST DISTANCE: HORIZONTAL AT 3 M			

Rg	Frequency [MHz]	PK+ Level [dBm]	PK+ Limit [dBm]	PK+ Margin [dB]	Correction [dB]	Polarization	Azimuth [deg]	Antenna Height [m]
4	5,168.000	-46.58	-25.00	21.58	26.18	H	151.2	2
5	7,856.500	-42.34	-25.00	17.34	32.98	H	1	1

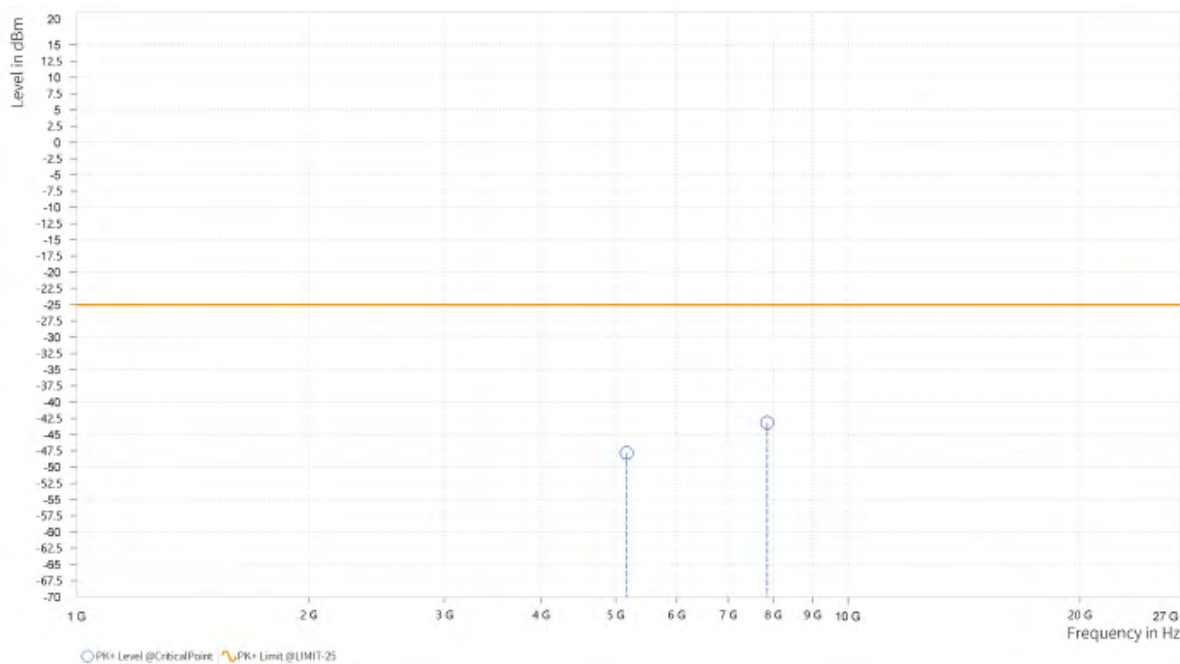




Test Report No.: W7L-P23030016RF12

MODE	TX channel 518598	FREQUENCY RANGE	Above 1000MHz
ENVIRONMENTAL CONDITIONS	23deg. C, 70%RH	INPUT POWER	AC 120V/60HZ
TESTED BY	Jace Hu		
ANTENNA POLARITY & TEST DISTANCE: VERTICAL AT 3 M			

Rg	Frequency [MHz]	PK+ Level [dBm]	PK+ Limit [dBm]	PK+ Margin [dB]	Correction [dB]	Polarization	Azimuth [deg]	Antenna Height [m]
4	5,168,500	-47.82	-25.00	22.82	26.05	V	359	2
5	7,862,500	-43.18	-25.00	18.18	33.05	V	1	1





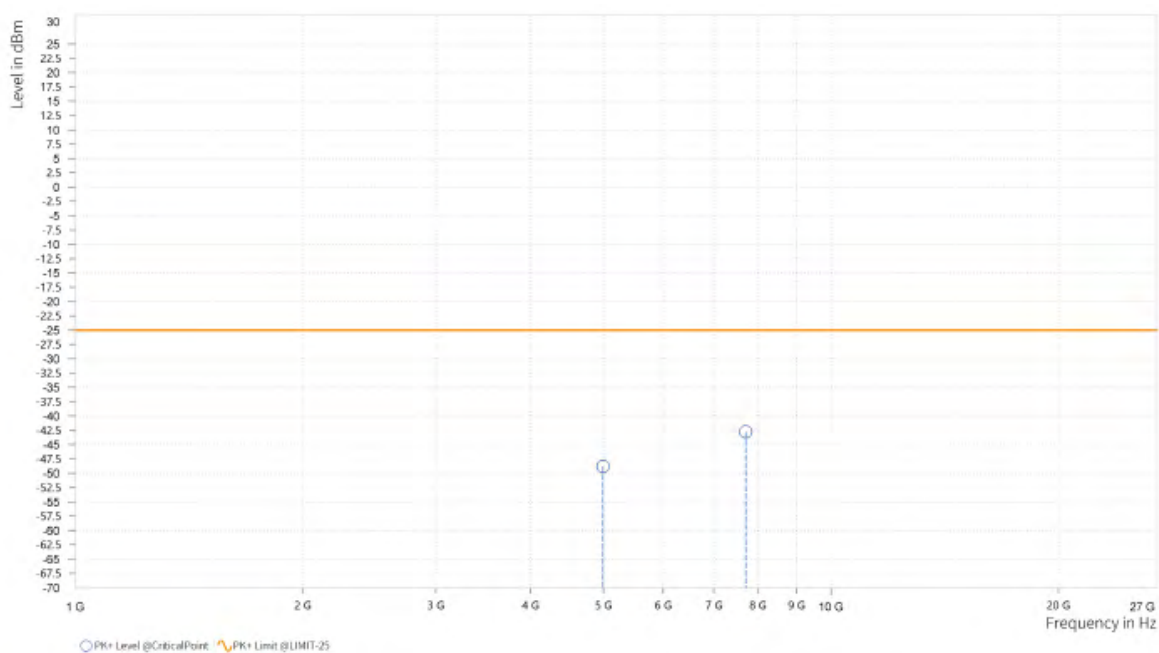
Test Report No.: W7L-P23030016RF12

CHANNEL BANDWIDTH: 30MHz / QPSK

CH 502200:

MODE	TX channel 502200	FREQUENCY RANGE	Above 1000MHz
ENVIRONMENTAL CONDITIONS	23deg. C, 70%RH	INPUT POWER	AC 120V/60HZ
TESTED BY	Jace Hu		
ANTENNA POLARITY & TEST DISTANCE: HORIZONTAL AT 3 M			

Rg	Frequency [MHz]	PK+ Level [dBm]	PK+ Limit [dBm]	PK+ Margin [dB]	Correction [dB]	Polarization	Azimuth [deg]	Antenna Height [m]
4	4,994.500	-48.80	-25.00	23.80	25.47	H	1	2
5	7,710.000	-42.75	-25.00	17.75	32.76	H	1	1

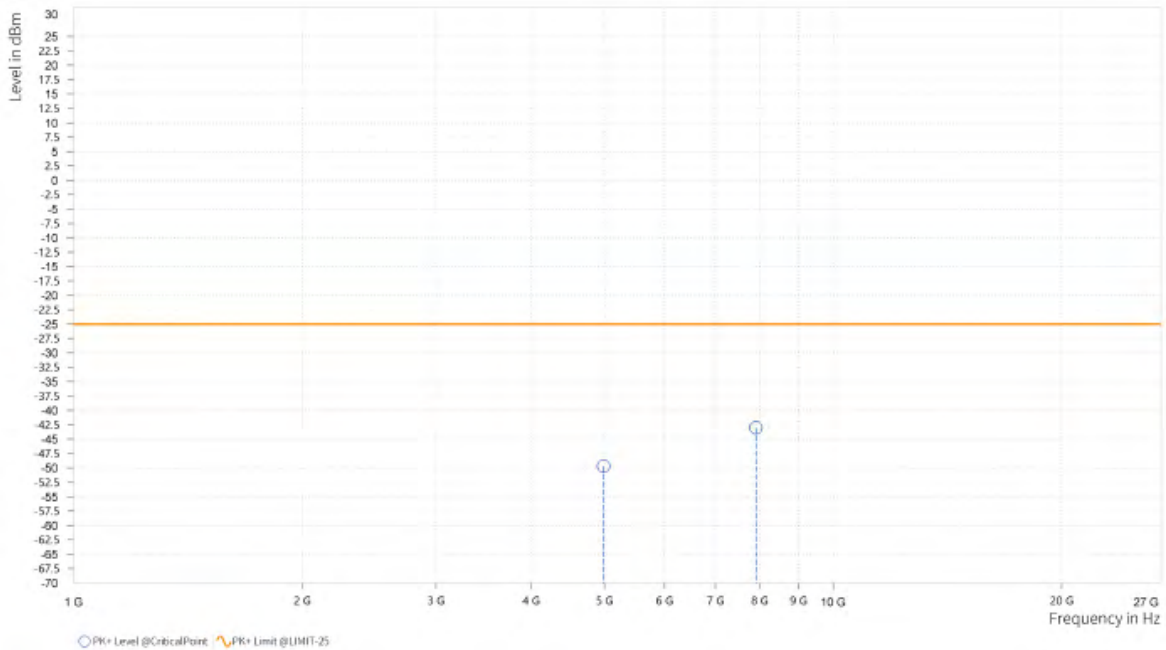




Test Report No.: W7L-P23030016RF12

MODE	TX channel 502200	FREQUENCY RANGE	Above 1000MHz
ENVIRONMENTAL CONDITIONS	23deg. C, 70%RH	INPUT POWER	AC 120V/60HZ
TESTED BY	Jace Hu		
ANTENNA POLARITY & TEST DISTANCE: VERTICAL AT 3 M			

Rg	Frequency [MHz]	PK+ Level [dBm]	PK+ Limit [dBm]	PK+ Margin [dB]	Correction [dB]	Polarization	Azimuth [deg]	Antenna Height [m]
4	4,987.500	-49.68	-25.00	24.68	25.28	V	359	2
5	7,914.000	-43.02	-25.00	18.02	33.11	V	75.9	2





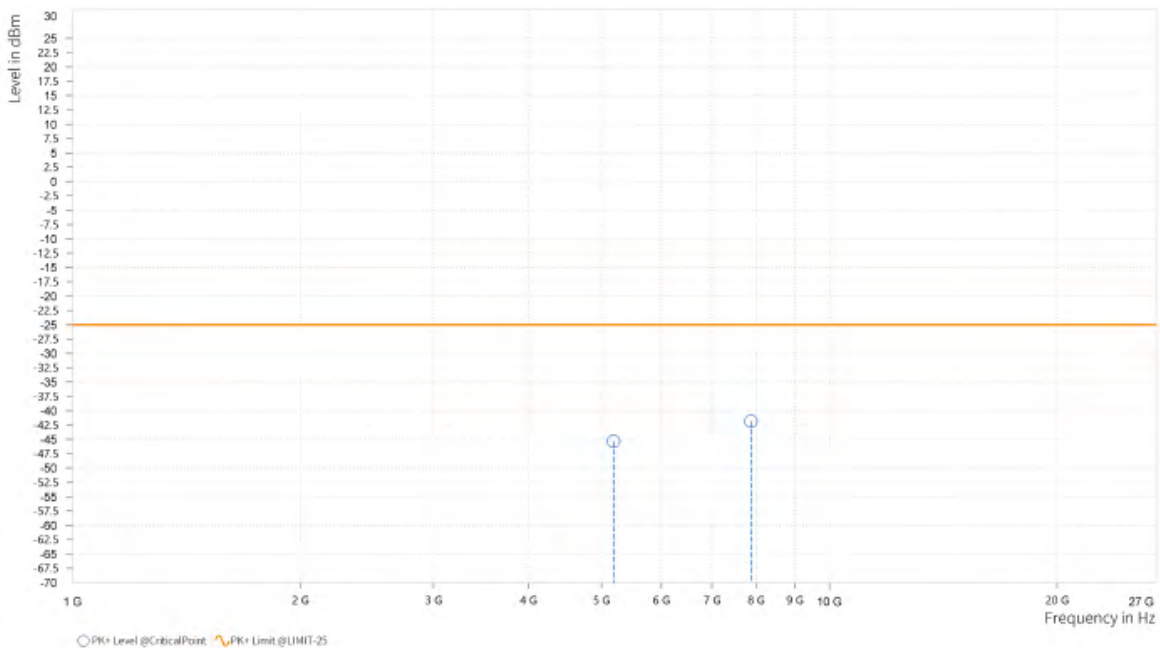
BUREAU VERITAS

Test Report No.: W7L-P23030016RF12

CH 518598:

MODE	TX channel 518598	FREQUENCY RANGE	Above 1000MHz
ENVIRONMENTAL CONDITIONS	23deg. C, 70%RH	INPUT POWER	AC 120V/60HZ
TESTED BY	Jace Hu		
ANTENNA POLARITY & TEST DISTANCE: HORIZONTAL AT 3 M			

Rg	Frequency [MHz]	PK+ Level [dBm]	PK+ Limit [dBm]	PK+ Margin [dB]	Correction [dB]	Polarization	Azimuth [deg]	Antenna Height [m]
4	5,186.500	-45.33	-25.00	20.33	26.08	H	1	1
5	7,877.500	-41.84	-25.00	16.84	33.00	H	359	2

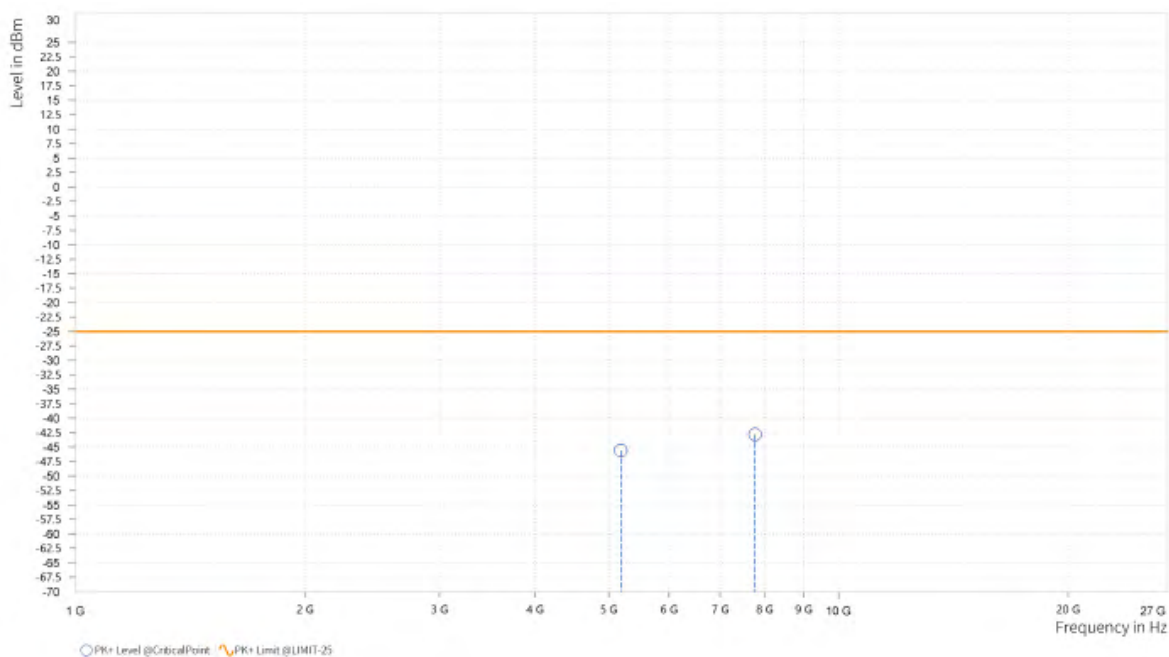




Test Report No.: W7L-P23030016RF12

MODE	TX channel 518598	FREQUENCY RANGE	Above 1000MHz
ENVIRONMENTAL CONDITIONS	23deg. C, 70%RH	INPUT POWER	AC 120V/60HZ
TESTED BY	Jace Hu		
ANTENNA POLARITY & TEST DISTANCE: VERTICAL AT 3 M			

Rg	Frequency [MHz]	PK+ Level [dBm]	PK+ Limit [dBm]	PK+ Margin [dB]	Correction [dB]	Polarization	Azimuth [deg]	Antenna Height [m]
4	5,186.000	-45.59	-25.00	20.59	25.86	V	1	2
5	7,772.000	-42.80	-25.00	17.80	33.03	V	1	2





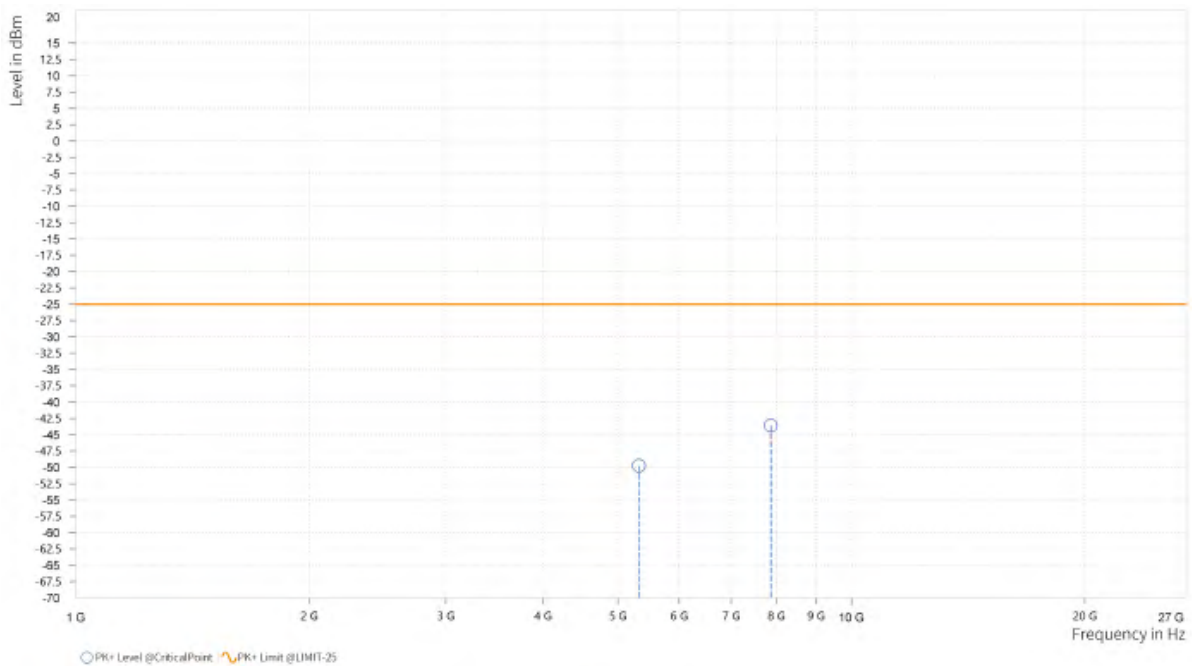
BUREAU VERITAS

Test Report No.: W7L-P23030016RF12

CH 534996:

MODE	TX channel 534996	FREQUENCY RANGE	Above 1000MHz
ENVIRONMENTAL CONDITIONS	23deg. C, 70%RH	INPUT POWER	AC 120V/60HZ
TESTED BY	Jace Hu		
ANTENNA POLARITY & TEST DISTANCE: HORIZONTAL AT 3 M			

Rg	Frequency [MHz]	PK+ Level [dBm]	PK+ Limit [dBm]	PK+ Margin [dB]	Correction [dB]	Polarization	Azimuth [deg]	Antenna Height [m]
4	5,322.000	-49.77	-25.00	24.77	26.07	H	1	1
5	7,874.500	-43.59	-25.00	18.59	33.00	H	91.4	2

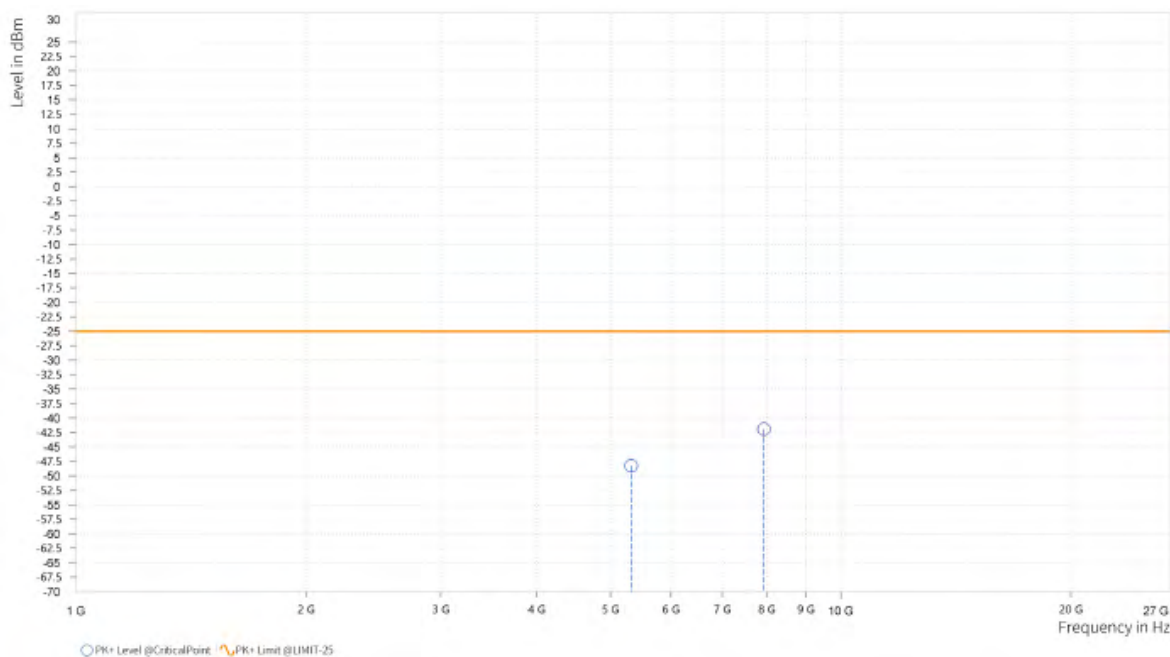




Test Report No.: W7L-P23030016RF12

MODE	TX channel 534996	FREQUENCY RANGE	Above 1000MHz
ENVIRONMENTAL CONDITIONS	23deg. C, 70%RH	INPUT POWER	AC 120V/60HZ
TESTED BY	Jace Hu		
ANTENNA POLARITY & TEST DISTANCE: VERTICAL AT 3 M			

Rg	Frequency [MHz]	PK+ Level [dBm]	PK+ Limit [dBm]	PK+ Margin [dB]	Correction [dB]	Polarization	Azimuth [deg]	Antenna Height [m]
4	5,322.500	-48.25	-25.00	23.25	26.67	V	1	2
5	7,938.000	-41.95	-25.00	16.95	33.18	V	359.1	1





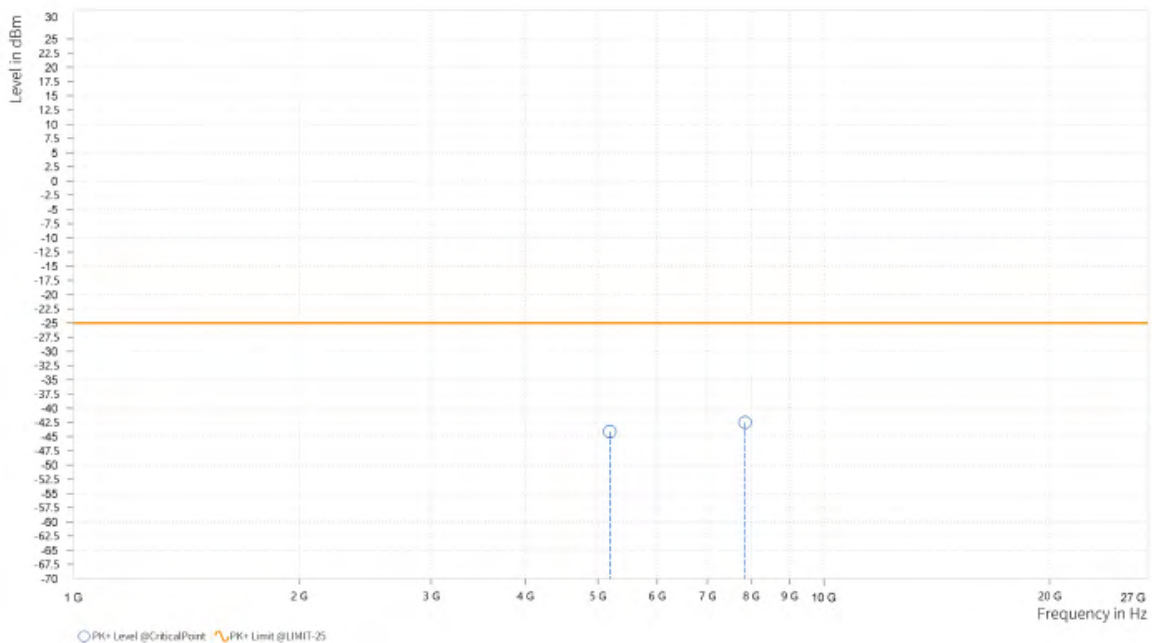
BUREAU VERITAS

Test Report No.: W7L-P23030016RF12

CHANNEL BANDWIDTH: 40MHz / QPSK

MODE	TX channel 518598	FREQUENCY RANGE	Above 1000MHz
ENVIRONMENTAL CONDITIONS	23deg. C, 70%RH	INPUT POWER	AC 120V/60HZ
TESTED BY	Jace Hu		
ANTENNA POLARITY & TEST DISTANCE: HORIZONTAL AT 3 M			

Rg	Frequency [MHz]	PK+ Level [dBm]	PK+ Limit [dBm]	PK+ Margin [dB]	Correction [dB]	Polarization	Azimuth [deg]	Antenna Height [m]
4	5,186.500	-44.12	-25.00	19.12	26.08	H	1	1
5	7,855.000	-42.50	-25.00	17.50	32.98	H	359	2

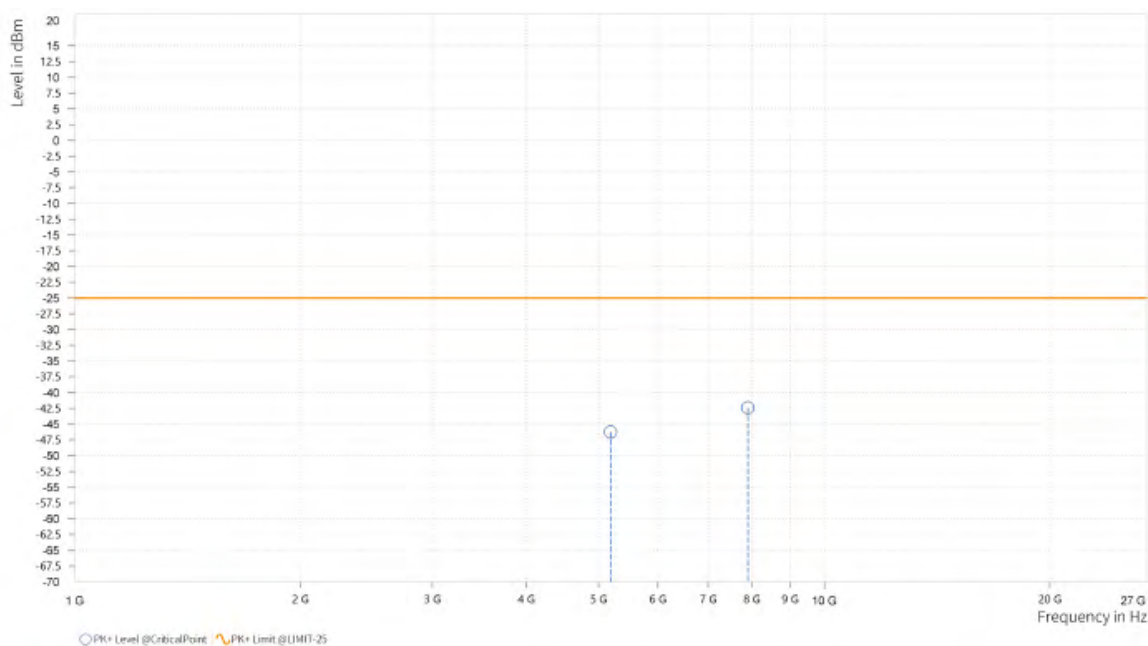




Test Report No.: W7L-P23030016RF12

MODE	TX channel 518598	FREQUENCY RANGE	Above 1000MHz
ENVIRONMENTAL CONDITIONS	23deg. C, 70%RH	INPUT POWER	AC 120V/60HZ
TESTED BY	Jace Hu		
ANTENNA POLARITY & TEST DISTANCE: VERTICAL AT 3 M			

Rg	Frequency [MHz]	PK+ Level [dBm]	PK+ Limit [dBm]	PK+ Margin [dB]	Correction [dB]	Polarization	Azimuth [deg]	Antenna Height [m]
4	5,186.500	-46.23	-25.00	21.23	25.85	V	1	2
5	7,907.000	-42.40	-25.00	17.40	33.08	V	359	1





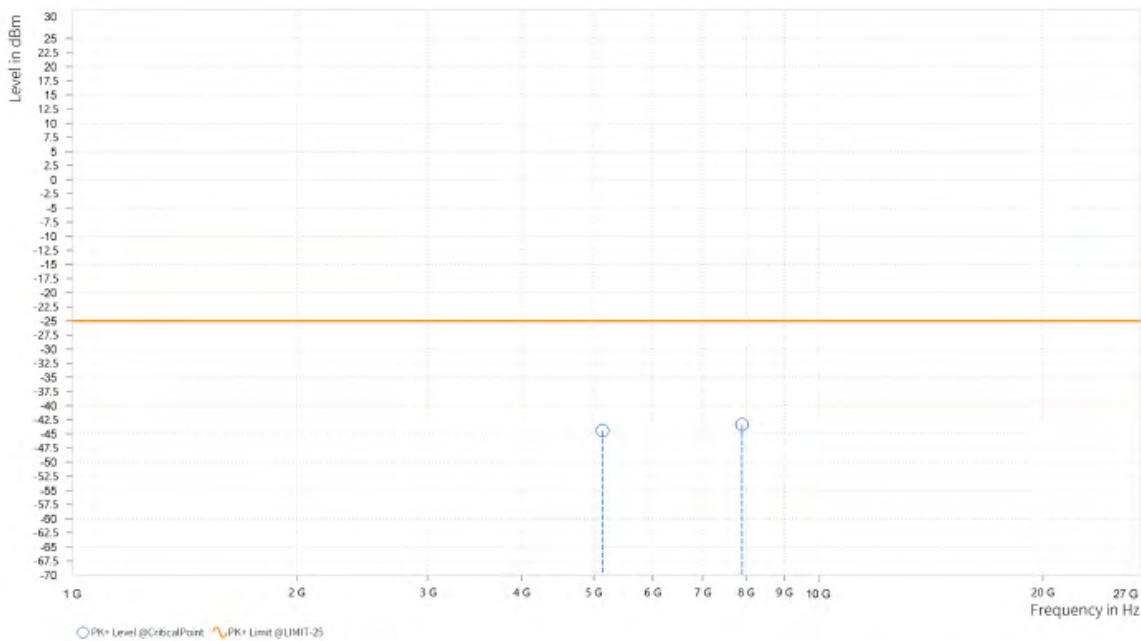
BUREAU VERITAS

Test Report No.: W7L-P23030016RF12

CHANNEL BANDWIDTH: 50MHz / QPSK

MODE	TX channel 518598	FREQUENCY RANGE	Above 1000MHz
ENVIRONMENTAL CONDITIONS	23deg. C, 70%RH	INPUT POWER	AC 120V/60HZ
TESTED BY	Jace Hu		
ANTENNA POLARITY & TEST DISTANCE: HORIZONTAL AT 3 M			

Rg	Frequency [MHz]	PK+ Level [dBm]	PK+ Limit [dBm]	PK+ Margin [dB]	Correction [dB]	Polarization	Azimuth [deg]	Antenna Height [m]
4	5,138.500	-44.46	-25.00	19.46	26.21	H	161.8	2
5	7,900.500	-43.35	-25.00	18.35	33.01	H	0.9	2

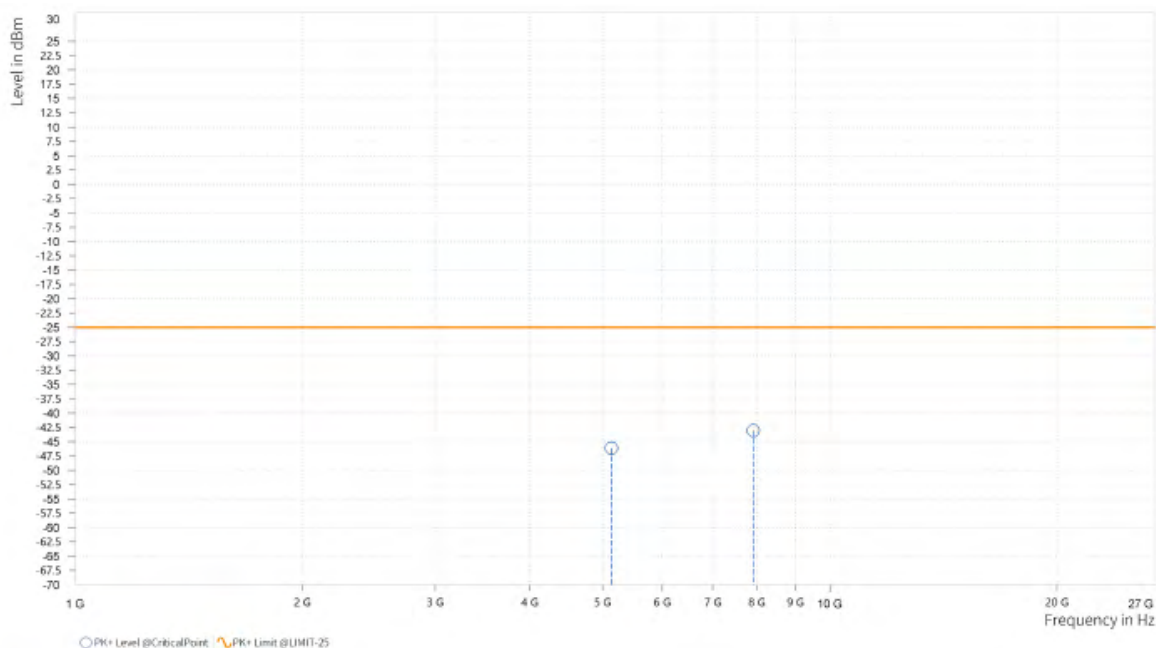




Test Report No.: W7L-P23030016RF12

MODE	TX channel 518598	FREQUENCY RANGE	Above 1000MHz
ENVIRONMENTAL CONDITIONS	23deg. C, 70%RH	INPUT POWER	AC 120V/60HZ
TESTED BY	Jace Hu		
ANTENNA POLARITY & TEST DISTANCE: VERTICAL AT 3 M			

Rg	Frequency [MHz]	PK+ Level [dBm]	PK+ Limit [dBm]	PK+ Margin [dB]	Correction [dB]	Polarization	Azimuth [deg]	Antenna Height [m]
4	5,138.500	-46.12	-25.00	21.12	26.21	V	182.4	1
5	7,920.500	-43.07	-25.00	18.07	33.13	V	79.5	2





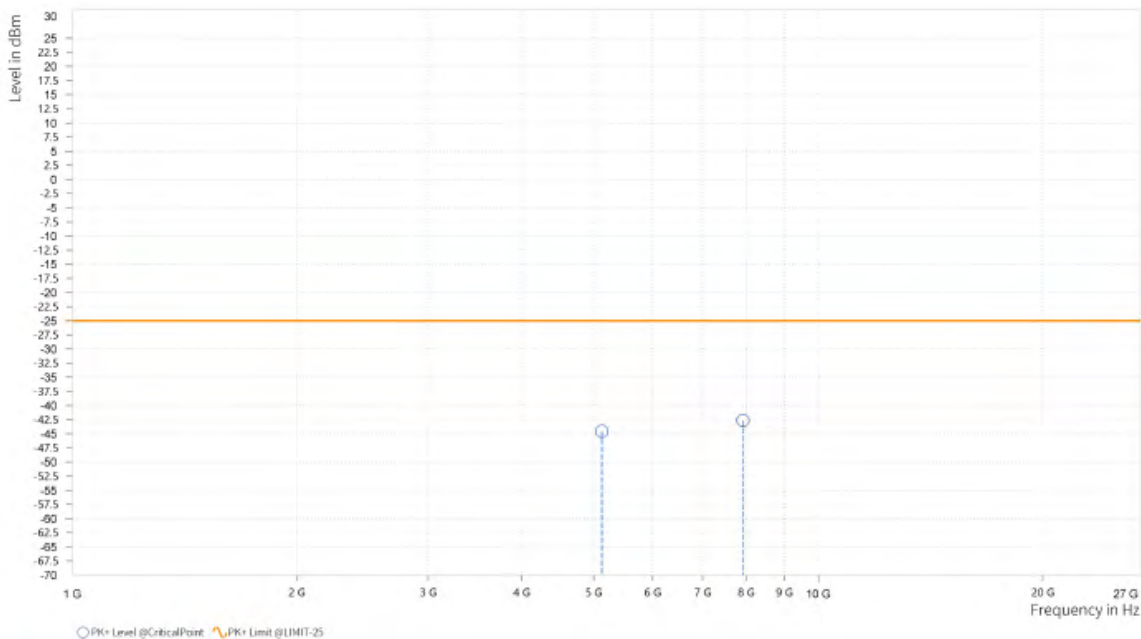
BUREAU VERITAS

Test Report No.: W7L-P23030016RF12

CHANNEL BANDWIDTH: 60MHz / QPSK

MODE	TX channel 518598	FREQUENCY RANGE	Above 1000MHz
ENVIRONMENTAL CONDITIONS	23deg. C, 70%RH	INPUT POWER	AC 120V/60HZ
TESTED BY	Jace Hu		
ANTENNA POLARITY & TEST DISTANCE: HORIZONTAL AT 3 M			

Rg	Frequency [MHz]	PK+ Level [dBm]	PK+ Limit [dBm]	PK+ Margin [dB]	Correction [dB]	Polarization	Azimuth [deg]	Antenna Height [m]
4	5,128.000	-44.58	-25.00	19.58	26.19	H	0.9	2
5	7,922.000	-42.65	-25.00	17.65	33.00	H	359	2

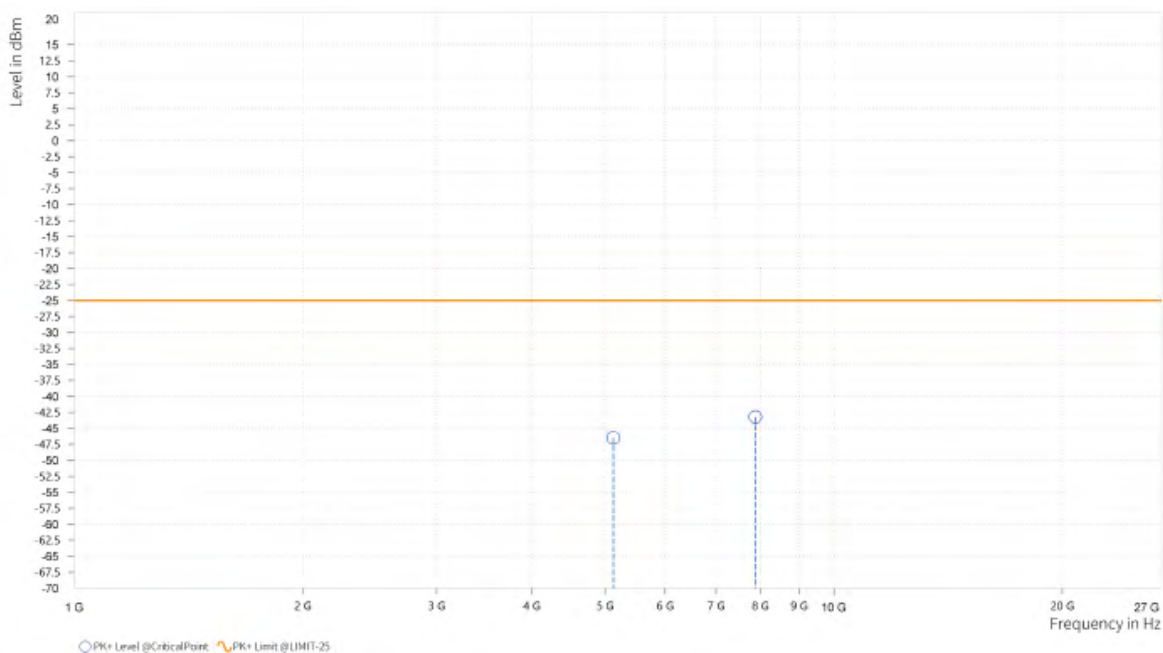




Test Report No.: W7L-P23030016RF12

MODE	TX channel 518598	FREQUENCY RANGE	Above 1000MHz
ENVIRONMENTAL CONDITIONS	23deg. C, 70%RH	INPUT POWER	AC 120V/60HZ
TESTED BY	Jace Hu		
ANTENNA POLARITY & TEST DISTANCE: VERTICAL AT 3 M			

Rg	Frequency [MHz]	PK+ Level [dBm]	PK+ Limit [dBm]	PK+ Margin [dB]	Correction [dB]	Polarization	Azimuth [deg]	Antenna Height [m]
4	5,128.000	-46.51	-25.00	21.51	26.22	V	1	2
5	7,886.000	-43.22	-25.00	18.22	33.04	V	77.1	2





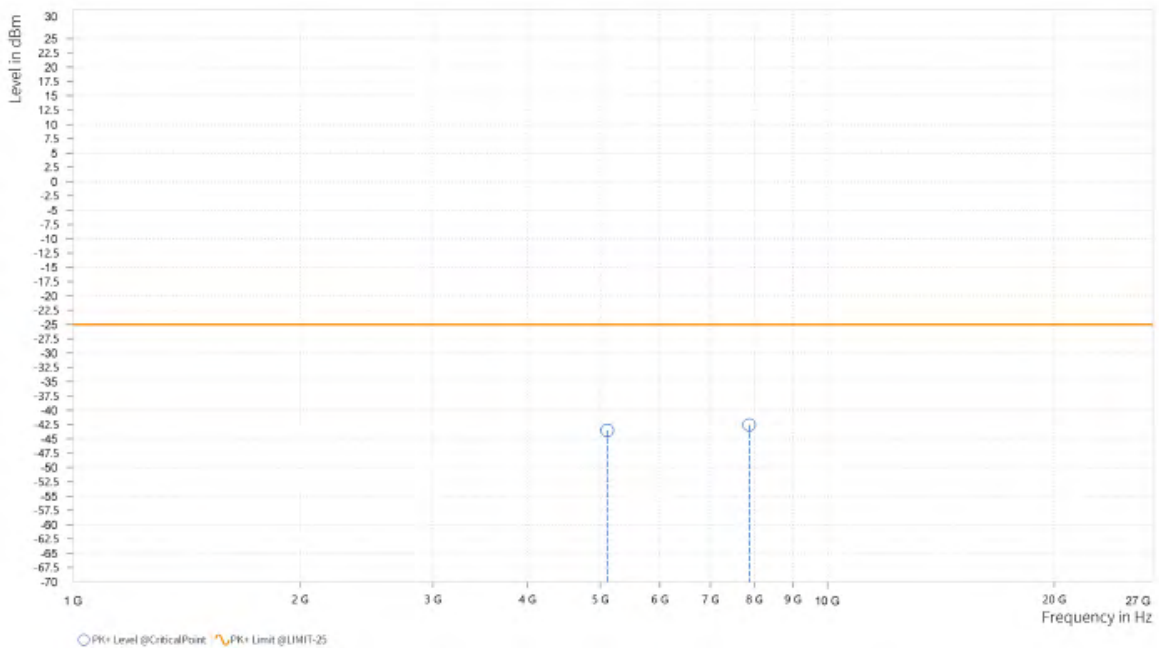
BUREAU VERITAS

Test Report No.: W7L-P23030016RF12

CHANNEL BANDWIDTH: 80MHz / QPSK

MODE	TX channel 518598	FREQUENCY RANGE	Above 1000MHz
ENVIRONMENTAL CONDITIONS	23deg. C, 70%RH	INPUT POWER	AC 120V/60HZ
TESTED BY	Jace Hu		
ANTENNA POLARITY & TEST DISTANCE: HORIZONTAL AT 3 M			

Rg	Frequency [MHz]	PK+ Level [dBm]	PK+ Limit [dBm]	PK+ Margin [dB]	Correction [dB]	Polarization	Azimuth [deg]	Antenna Height [m]
4	5,108.000	-43.52	-25.00	18.52	26.13	H	359.1	1
5	7,879.500	-42.54	-25.00	17.54	33.00	H	1	1

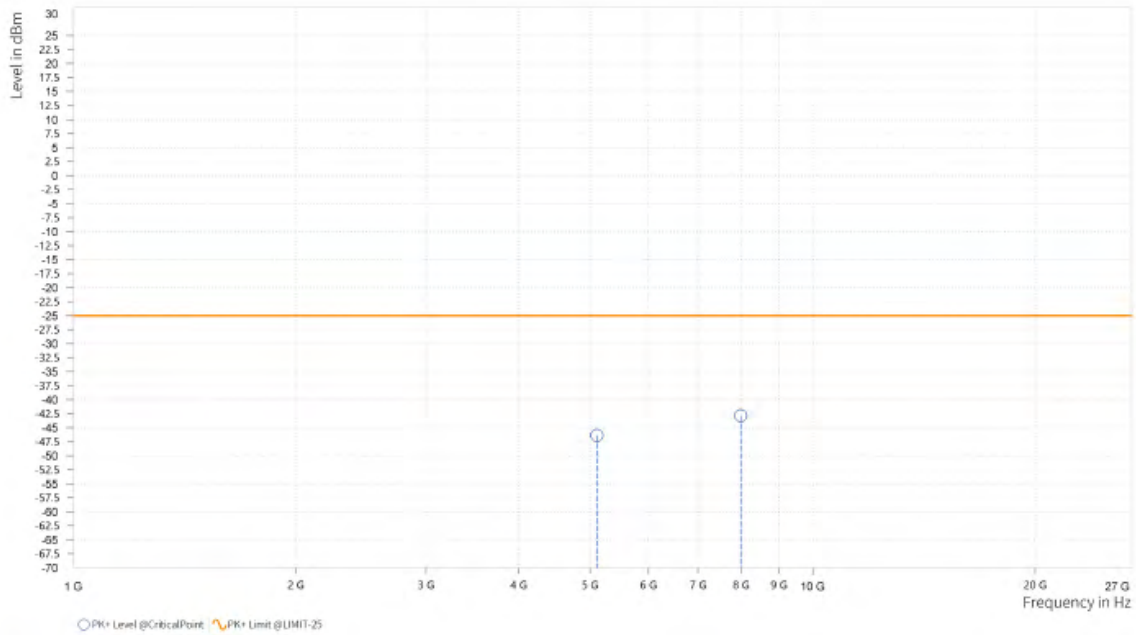




Test Report No.: W7L-P23030016RF12

MODE	TX channel 518598	FREQUENCY RANGE	Above 1000MHz
ENVIRONMENTAL CONDITIONS	23deg. C, 70%RH	INPUT POWER	AC 120V/60HZ
TESTED BY	Jace Hu		
ANTENNA POLARITY & TEST DISTANCE: VERTICAL AT 3 M			

Rg	Frequency [MHz]	PK+ Level [dBm]	PK+ Limit [dBm]	PK+ Margin [dB]	Correction [dB]	Polarization	Azimuth [deg]	Antenna Height [m]
4	5,108.500	-46.38	-25.00	21.38	26.21	V	0.9	2
5	7,995.000	-42.85	-25.00	17.85	33.34	V	79.4	2





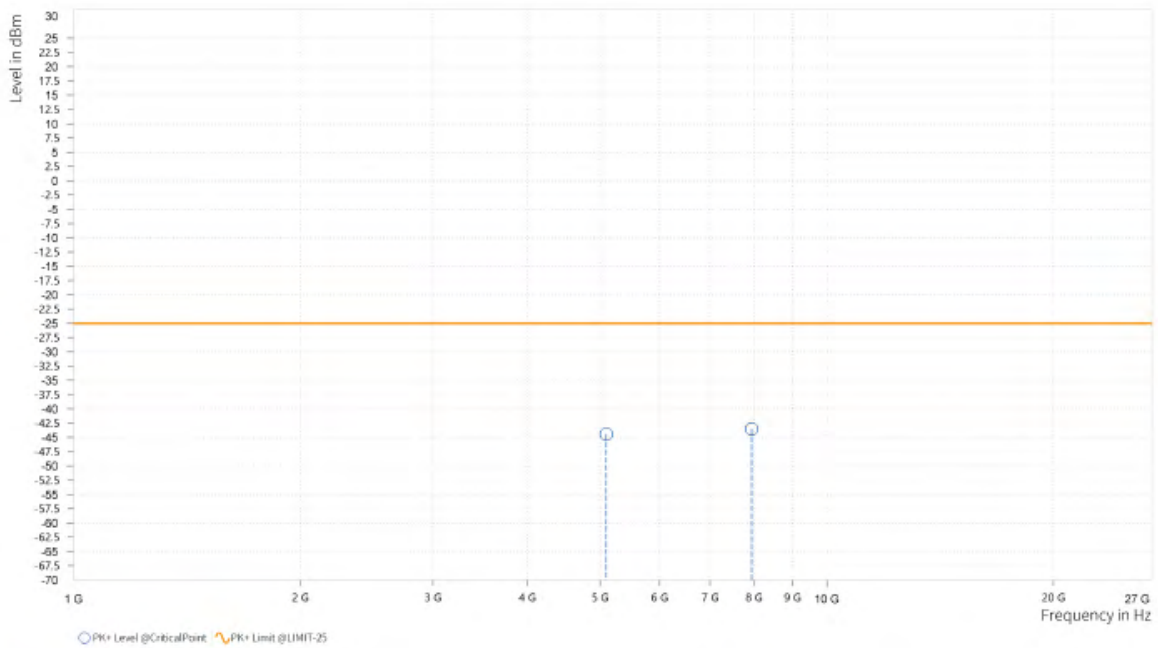
BUREAU VERITAS

Test Report No.: W7L-P23030016RF12

CHANNEL BANDWIDTH: 90MHz / QPSK

MODE	TX channel 518598	FREQUENCY RANGE	Above 1000MHz
ENVIRONMENTAL CONDITIONS	23deg. C, 70%RH	INPUT POWER	AC 120V/60HZ
TESTED BY	Jace Hu		
ANTENNA POLARITY & TEST DISTANCE: HORIZONTAL AT 3 M			

Rg	Frequency [MHz]	PK+ Level [dBm]	PK+ Limit [dBm]	PK+ Margin [dB]	Correction [dB]	Polarization	Azimuth [deg]	Antenna Height [m]
4	5,098.000	-44.43	-25.00	19.43	26.04	H	359	1
5	7,945.500	-43.51	-25.00	18.51	32.99	H	359	1

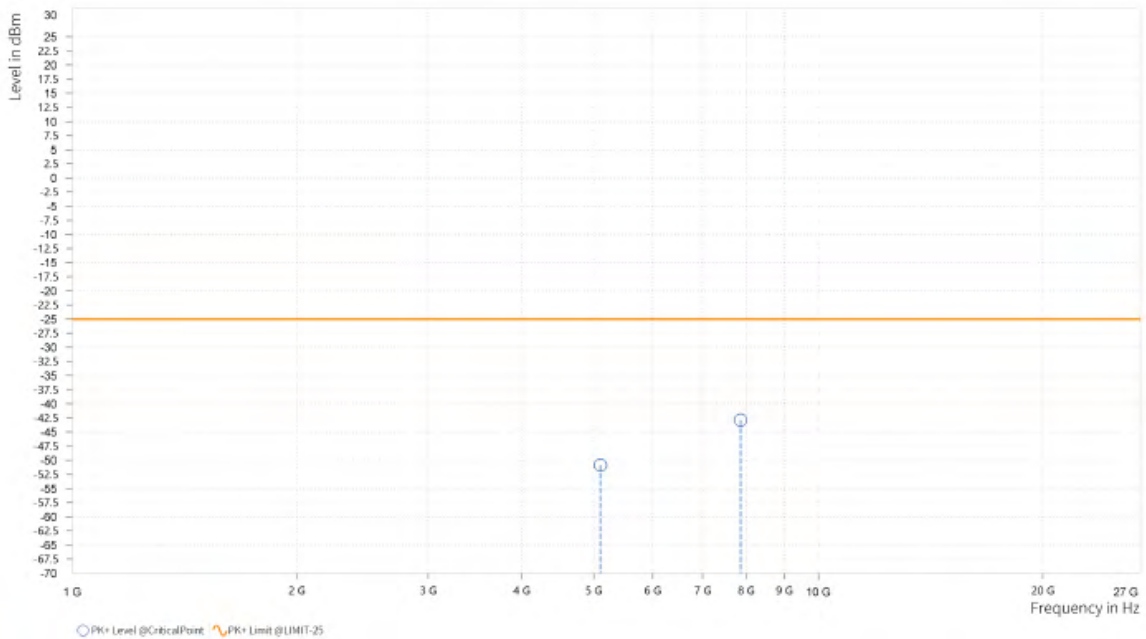




Test Report No.: W7L-P23030016RF12

MODE	TX channel 518598	FREQUENCY RANGE	Above 1000MHz
ENVIRONMENTAL CONDITIONS	23deg. C, 70%RH	INPUT POWER	AC 120V/60HZ
TESTED BY	Jace Hu		
ANTENNA POLARITY & TEST DISTANCE: VERTICAL AT 3 M			

Rg	Frequency [MHz]	PK+ Level [dBm]	PK+ Limit [dBm]	PK+ Margin [dB]	Correction [dB]	Polarization	Azimuth [deg]	Antenna Height [m]
4	5,105.500	-50.85	-25.00	25.85	26.19	V	359	2
5	7,868.500	-42.87	-25.00	17.87	33.05	V	268.6	1





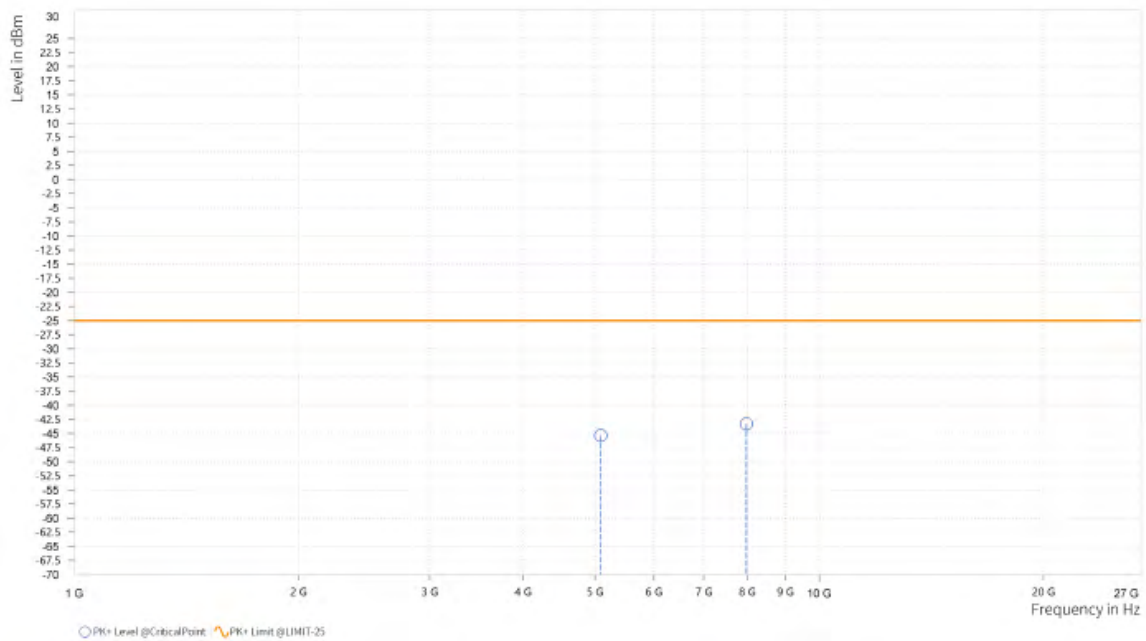
BUREAU VERITAS

Test Report No.: W7L-P23030016RF12

CHANNEL BANDWIDTH: 100MHz / QPSK

MODE	TX channel 518598	FREQUENCY RANGE	Above 1000MHz
ENVIRONMENTAL CONDITIONS	23deg. C, 70%RH	INPUT POWER	AC 120V/60HZ
TESTED BY	Jace Hu		
ANTENNA POLARITY & TEST DISTANCE: HORIZONTAL AT 3 M			

Rg	Frequency [MHz]	PK+ Level [dBm]	PK+ Limit [dBm]	PK+ Margin [dB]	Correction [dB]	Polarization	Azimuth [deg]	Antenna Height [m]
4	5,088.000	-45.37	-25.00	20.37	25.94	H	1	1
5	7,983.000	-43.32	-25.00	18.32	33.05	H	91.4	2

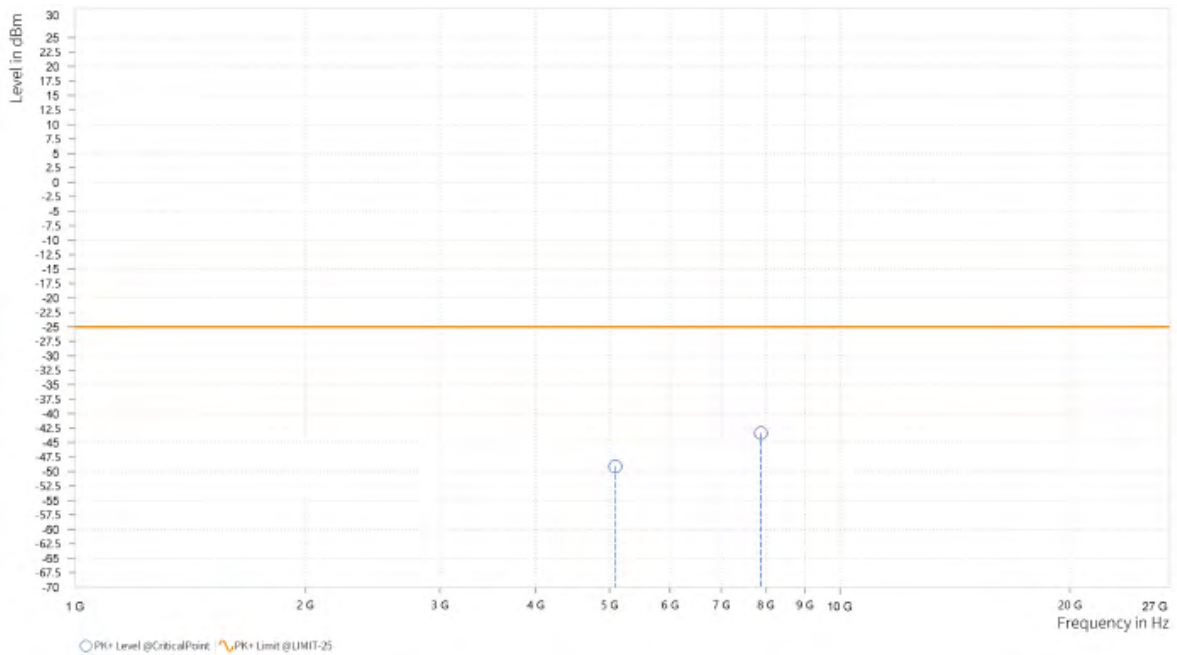




Test Report No.: W7L-P23030016RF12

MODE	TX channel 518598	FREQUENCY RANGE	Above 1000MHz
ENVIRONMENTAL CONDITIONS	23deg. C, 70%RH	INPUT POWER	AC 120V/60HZ
TESTED BY	Jace Hu		
ANTENNA POLARITY & TEST DISTANCE: VERTICAL AT 3 M			

Rg	Frequency [MHz]	PK+ Level [dBm]	PK+ Limit [dBm]	PK+ Margin [dB]	Correction [dB]	Polarization	Azimuth [deg]	Antenna Height [m]
4	5,088.000	-49.16	-25.00	24.16	25.99	V	359	2
5	7,891.000	-43.36	-25.00	18.36	33.04	V	78.2	2





BUREAU VERITAS

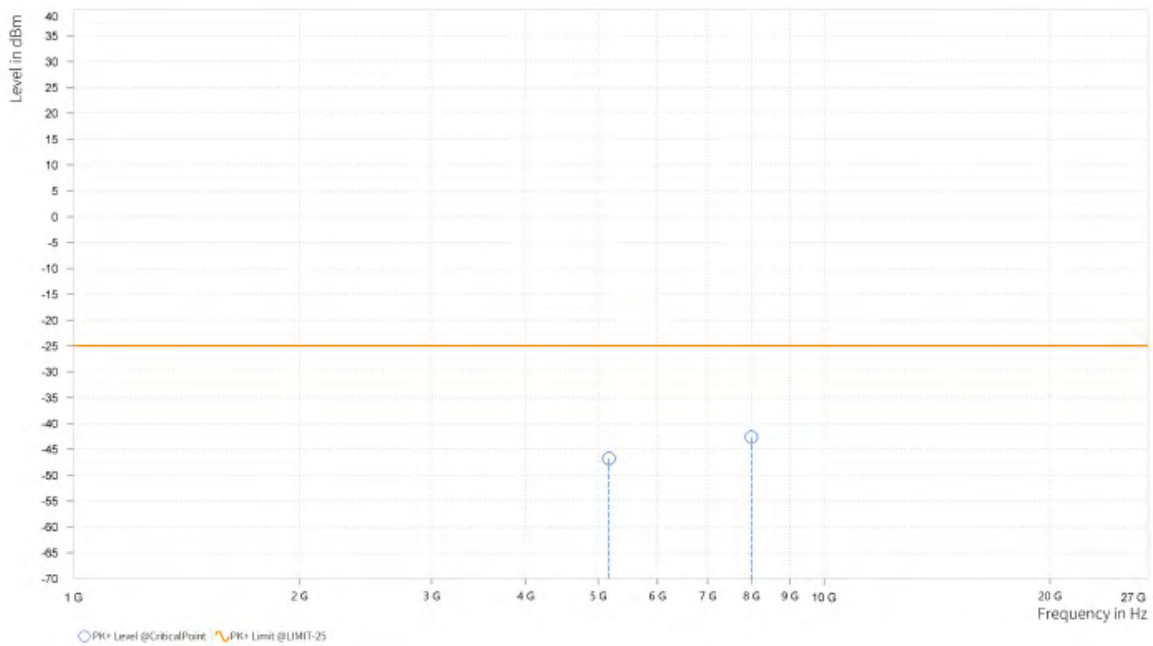
Test Report No.: W7L-P23030016RF12

N41: SRS-4 (ANT 5)

CHANNEL BANDWIDTH: 20MHz / QPSK

MODE	TX channel 518598	FREQUENCY RANGE	Above 1000MHz
ENVIRONMENTAL CONDITIONS	23deg. C, 70%RH	INPUT POWER	AC 120V/60HZ
TESTED BY	Jace Hu		
ANTENNA POLARITY & TEST DISTANCE: HORIZONTAL AT 3 M			

Rg	Frequency [MHz]	PK+ Level [dBm]	PK+ Limit [dBm]	PK+ Margin [dB]	Correction [dB]	Polarization	Azimuth [deg]	Antenna Height [m]
4	5,167.500	-46.80	-25.00	21.80	26.19	H	359	1
5	7,997.000	-42.63	-25.00	17.63	33.14	H	359	2

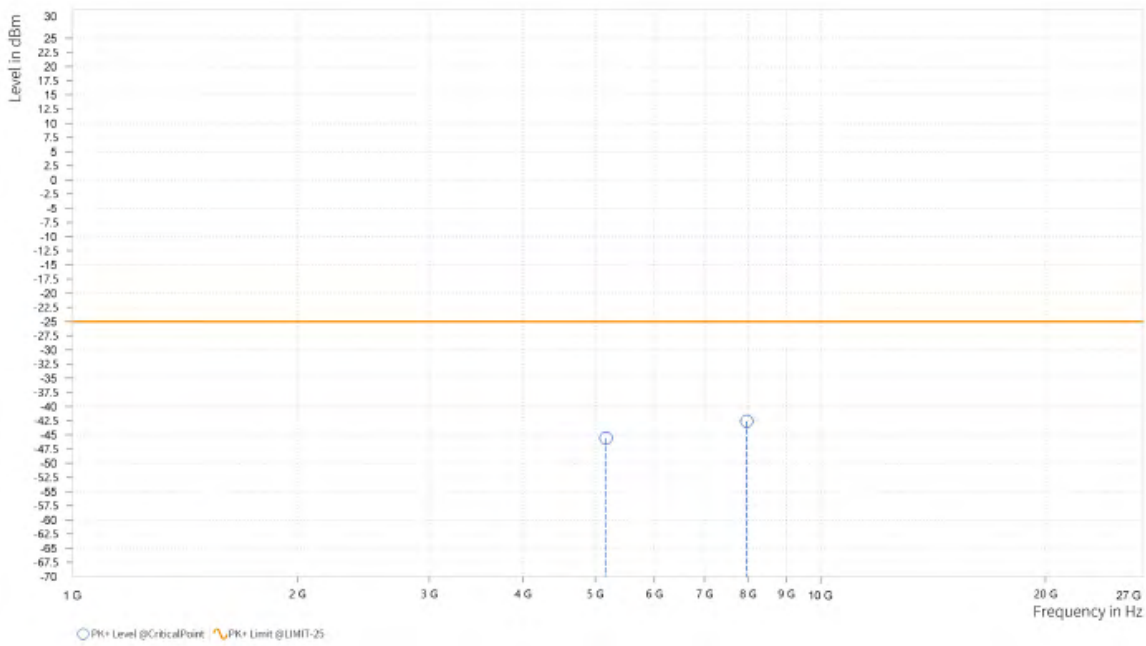




Test Report No.: W7L-P23030016RF12

MODE	TX channel 518598	FREQUENCY RANGE	Above 1000MHz
ENVIRONMENTAL CONDITIONS	23deg. C, 70%RH	INPUT POWER	AC 120V/60HZ
TESTED BY	Jace Hu		
ANTENNA POLARITY & TEST DISTANCE: VERTICAL AT 3 M			

Rg	Frequency [MHz]	PK+ Level [dBm]	PK+ Limit [dBm]	PK+ Margin [dB]	Correction [dB]	Polarization	Azimuth [deg]	Antenna Height [m]
4	5,167.500	-45.57	-25.00	20.57	26.06	V	-1	1
5	7,969.000	-42.61	-25.00	17.61	33.27	V	90.2	2



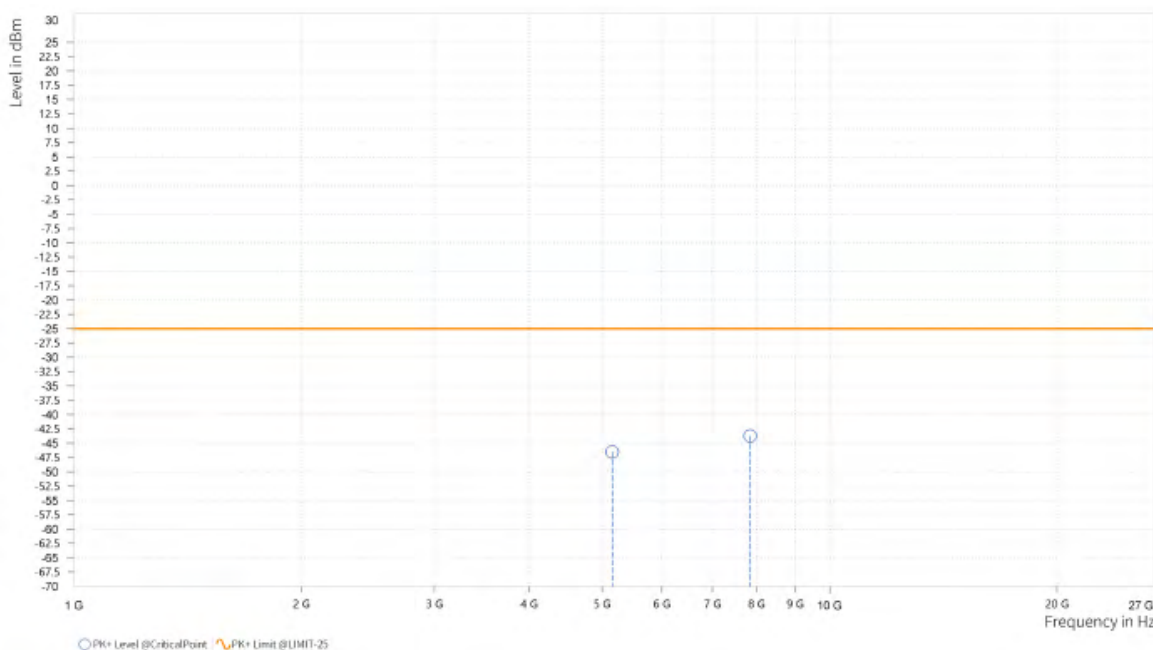


Test Report No.: W7L-P23030016RF12

CHANNEL BANDWIDTH: 30MHz / QPSK

MODE	TX channel 518598	FREQUENCY RANGE	Above 1000MHz
ENVIRONMENTAL CONDITIONS	23deg. C, 70%RH	INPUT POWER	AC 120V/60HZ
TESTED BY	Jace Hu		
ANTENNA POLARITY & TEST DISTANCE: HORIZONTAL AT 3 M			

Rg	Frequency [MHz]	PK+ Level [dBm]	PK+ Limit [dBm]	PK+ Margin [dB]	Correction [dB]	Polarization	Azimuth [deg]	Antenna Height [m]
4	5,158.000	-46.52	-25.00	21.52	26.22	H	1	1
5	7,848.500	-43.75	-25.00	18.75	32.98	H	359	2

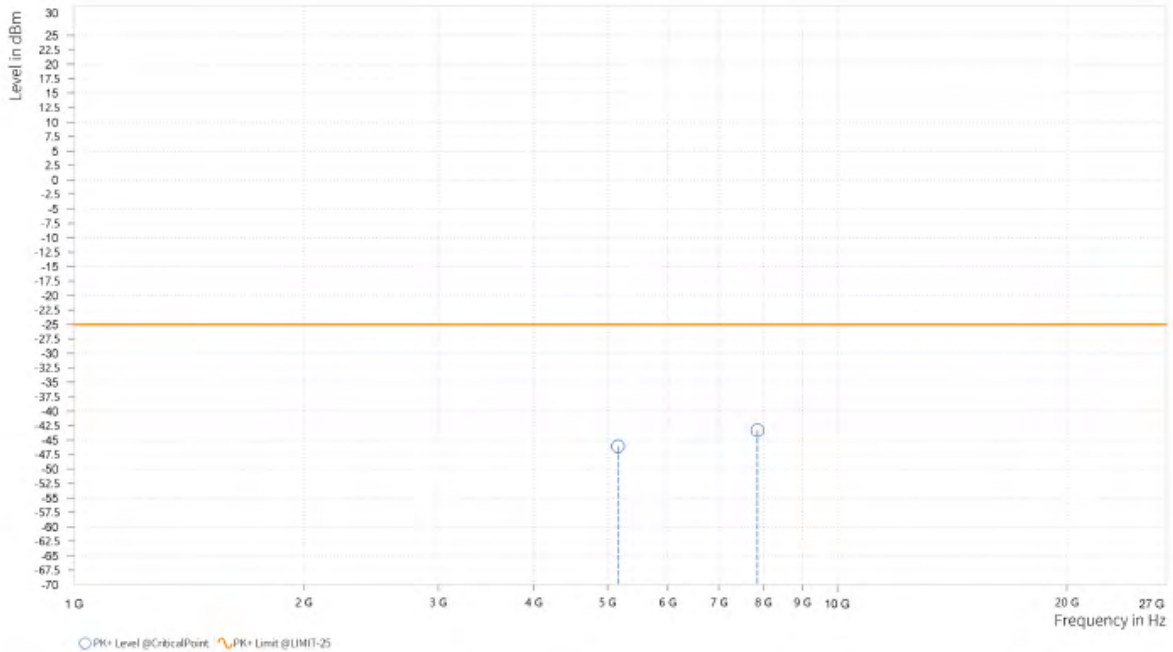




Test Report No.: W7L-P23030016RF12

MODE	TX channel 518598	FREQUENCY RANGE	Above 1000MHz
ENVIRONMENTAL CONDITIONS	23deg. C, 70%RH	INPUT POWER	AC 120V/60HZ
TESTED BY	Jace Hu		
ANTENNA POLARITY & TEST DISTANCE: VERTICAL AT 3 M			

Rg	Frequency [MHz]	PK+ Level [dBm]	PK+ Limit [dBm]	PK+ Margin [dB]	Correction [dB]	Polarization	Azimuth [deg]	Antenna Height [m]
4	5,158.500	-46.07	-25.00	21.07	26.14	V	1	1
5	7,860.000	-43.29	-25.00	18.29	33.05	V	281.7	1





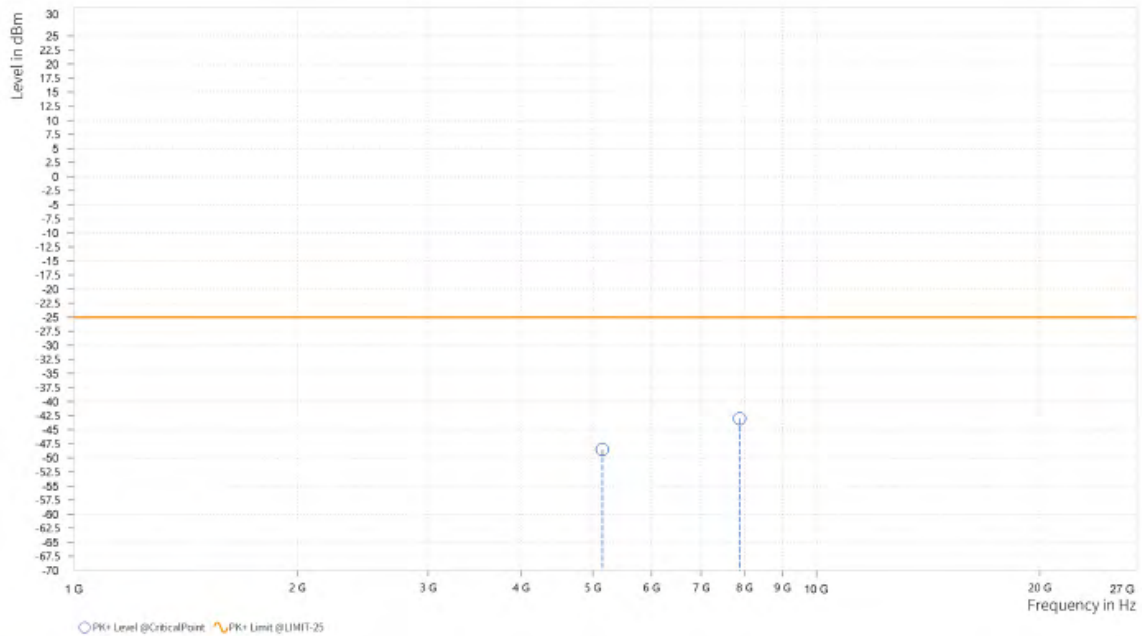
BUREAU
VERITAS

Test Report No.: W7L-P23030016RF12

CHANNEL BANDWIDTH: 40MHz / QPSK

MODE	TX channel 518598	FREQUENCY RANGE	Above 1000MHz
ENVIRONMENTAL CONDITIONS	23deg. C, 70%RH	INPUT POWER	AC 120V/60HZ
TESTED BY	Jace Hu		
ANTENNA POLARITY & TEST DISTANCE: HORIZONTAL AT 3 M			

Rg	Frequency [MHz]	PK+ Level [dBm]	PK+ Limit [dBm]	PK+ Margin [dB]	Correction [dB]	Polarization	Azimuth [deg]	Antenna Height [m]
4	5,148.000	-48.51	-25.00	23.51	26.23	H	359	1
5	7,883.000	-43.02	-25.00	18.02	33.01	H	268.6	1

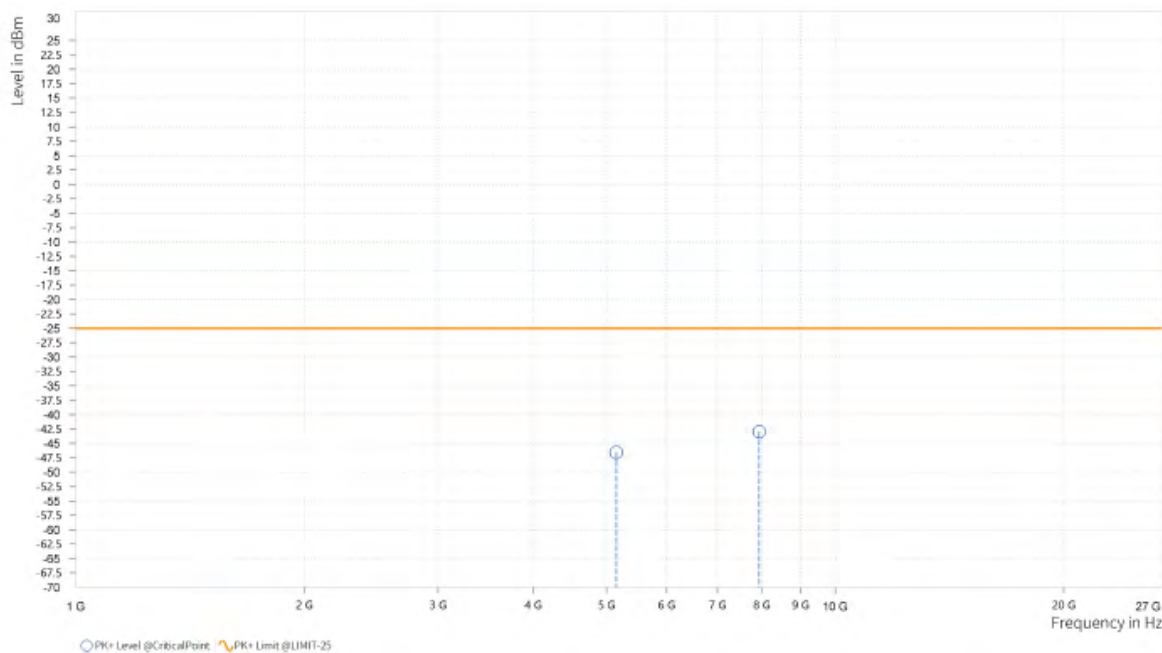




Test Report No.: W7L-P23030016RF12

MODE	TX channel 518598	FREQUENCY RANGE	Above 1000MHz
ENVIRONMENTAL CONDITIONS	23deg. C, 70%RH	INPUT POWER	AC 120V/60HZ
TESTED BY	Jace Hu		
ANTENNA POLARITY & TEST DISTANCE: VERTICAL AT 3 M			

Rg	Frequency [MHz]	PK+ Level [dBm]	PK+ Limit [dBm]	PK+ Margin [dB]	Correction [dB]	Polarization	Azimuth [deg]	Antenna Height [m]
4	5,148.000	-46.56	-25.00	21.56	26.20	V	195.6	1
5	7,938.500	-42.99	-25.00	17.99	33.18	V	280.5	1





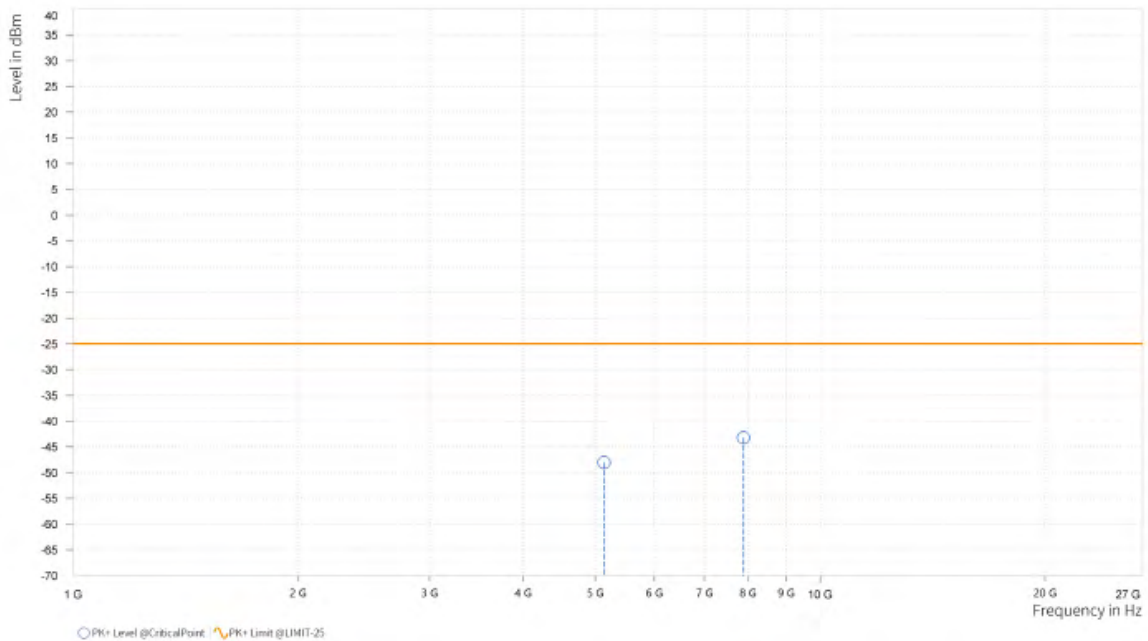
BUREAU VERITAS

Test Report No.: W7L-P23030016RF12

CHANNEL BANDWIDTH: 50MHz / QPSK

MODE	TX channel 518598	FREQUENCY RANGE	Above 1000MHz
ENVIRONMENTAL CONDITIONS	23deg. C, 70%RH	INPUT POWER	AC 120V/60HZ
TESTED BY	Jace Hu		
ANTENNA POLARITY & TEST DISTANCE: HORIZONTAL AT 3 M			

Rg	Frequency [MHz]	PK+ Level [dBm]	PK+ Limit [dBm]	PK+ Margin [dB]	Correction [dB]	Polarization	Azimuth [deg]	Antenna Height [m]
4	5,138.500	-48.01	-25.00	23.01	26.21	H	359	2
5	7,893.000	-43.22	-25.00	18.22	33.01	H	359	1

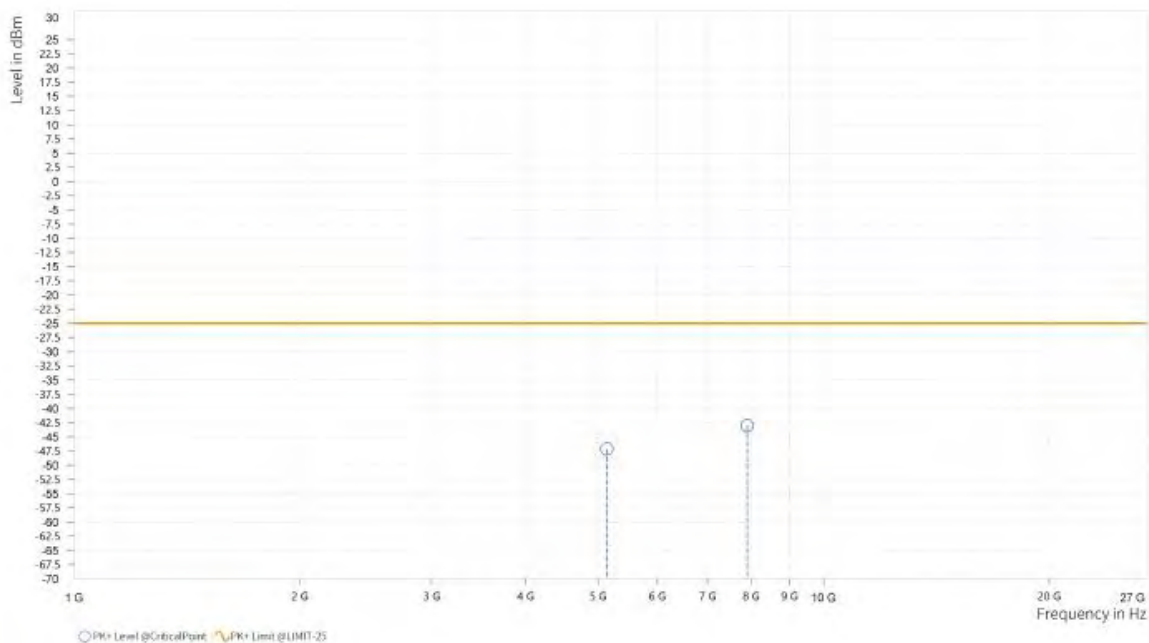




Test Report No.: W7L-P23030016RF12

MODE	TX channel 518598	FREQUENCY RANGE	Above 1000MHz
ENVIRONMENTAL CONDITIONS	23deg. C, 70%RH	INPUT POWER	AC 120V/60HZ
TESTED BY	Jace Hu		
ANTENNA POLARITY & TEST DISTANCE: VERTICAL AT 3 M			

Rg	Frequency [MHz]	PK+ Level [dBm]	PK+ Limit [dBm]	PK+ Margin [dB]	Correction [dB]	Polarization	Azimuth [deg]	Antenna Height [m]
4	5,138.500	-47.15	-25.00	22.15	26.21	V	359.1	1
5	7,906.000	-43.01	-25.00	18.01	33.08	V	359	2



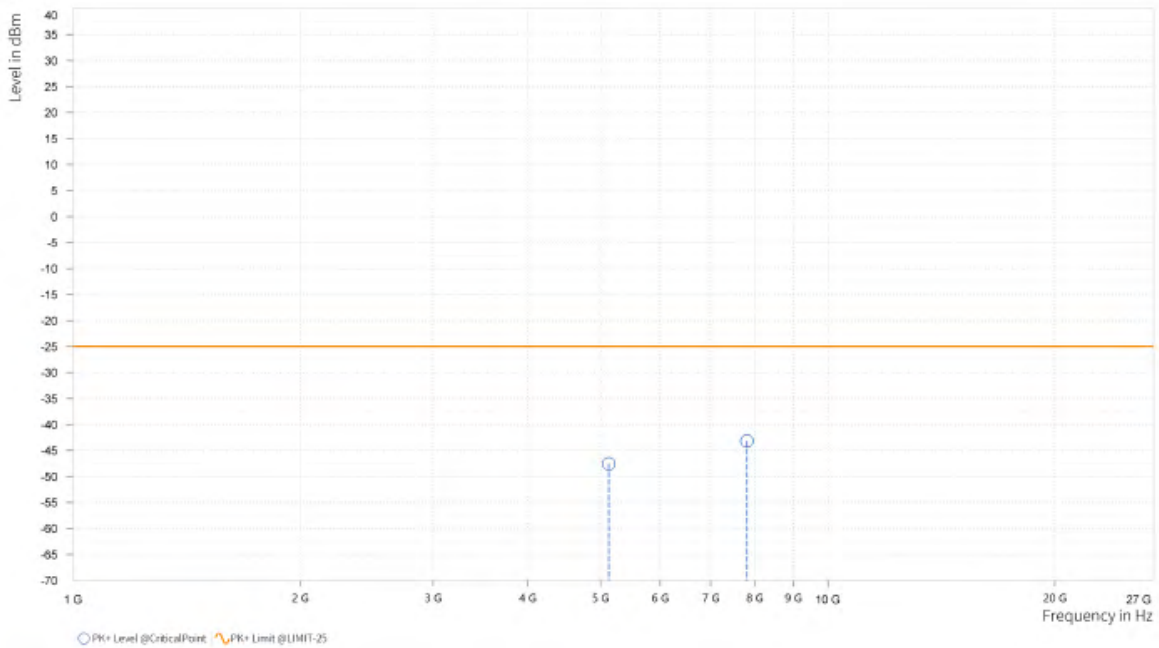


Test Report No.: W7L-P23030016RF12

CHANNEL BANDWIDTH: 60MHz / QPSK

MODE	TX channel 518598	FREQUENCY RANGE	Above 1000MHz
ENVIRONMENTAL CONDITIONS	23deg. C, 70%RH	INPUT POWER	AC 120V/60HZ
TESTED BY	Jace Hu		
ANTENNA POLARITY & TEST DISTANCE: HORIZONTAL AT 3 M			

Rg	Frequency [MHz]	PK+ Level [dBm]	PK+ Limit [dBm]	PK+ Margin [dB]	Correction [dB]	Polarization	Azimuth [deg]	Antenna Height [m]
4	5,128.000	-47.54	-25.00	22.54	26.19	H	359	2
5	7,813.000	-43.18	-25.00	18.18	32.94	H	0.9	2

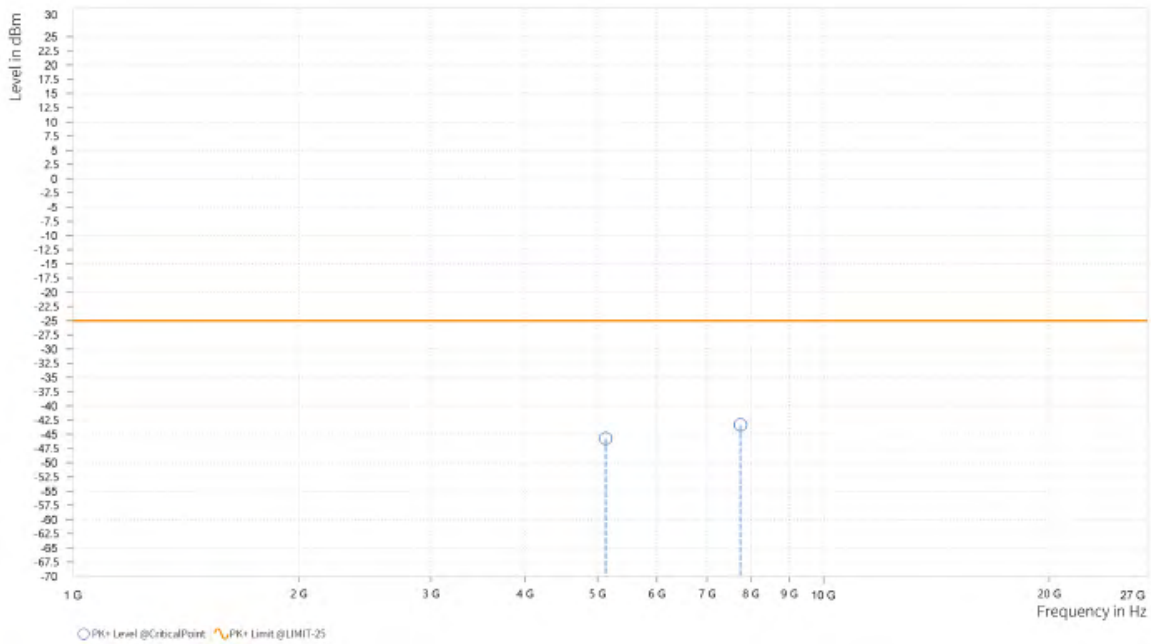




Test Report No.: W7L-P23030016RF12

MODE	TX channel 518598	FREQUENCY RANGE	Above 1000MHz
ENVIRONMENTAL CONDITIONS	23deg. C, 70%RH	INPUT POWER	AC 120V/60HZ
TESTED BY	Jace Hu		
ANTENNA POLARITY & TEST DISTANCE: VERTICAL AT 3 M			

Rg	Frequency [MHz]	PK+ Level [dBm]	PK+ Limit [dBm]	PK+ Margin [dB]	Correction [dB]	Polarization	Azimuth [deg]	Antenna Height [m]
4	5,128.000	-45.74	-25.00	20.74	26.22	V	1	1
5	7,751.500	-43.34	-25.00	18.34	33.03	V	0.9	2



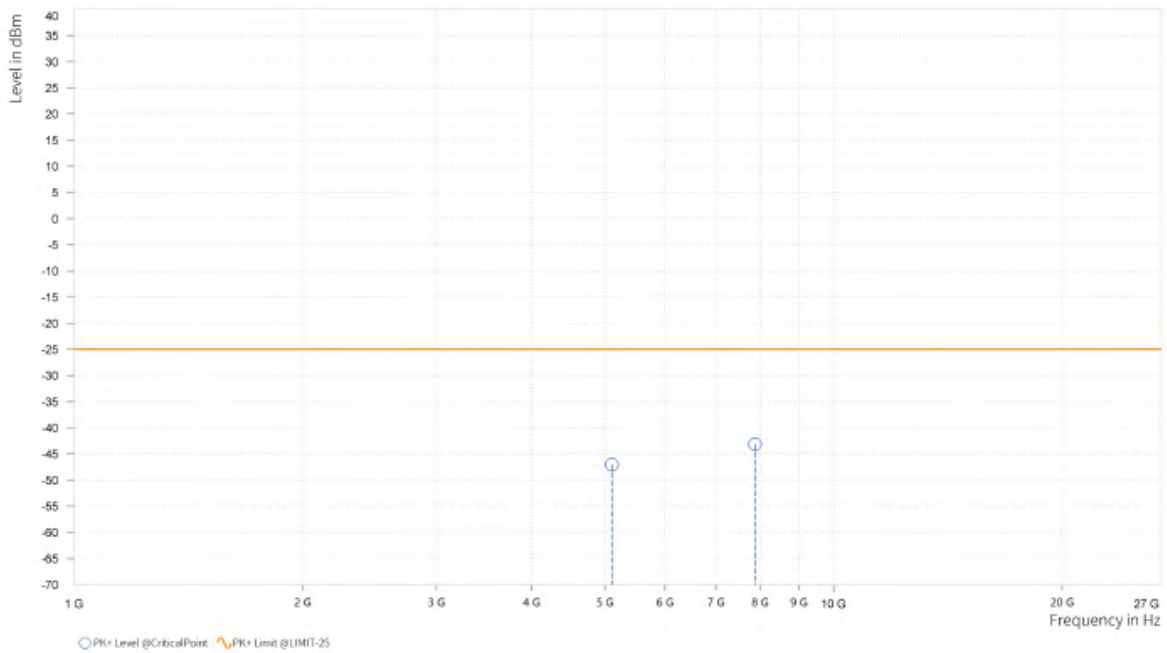


Test Report No.: W7L-P23030016RF12

CHANNEL BANDWIDTH: 80MHz / QPSK

MODE	TX channel 518598	FREQUENCY RANGE	Above 1000MHz
ENVIRONMENTAL CONDITIONS	23deg. C, 70%RH	INPUT POWER	AC 120V/60HZ
TESTED BY	Jace Hu		
ANTENNA POLARITY & TEST DISTANCE: HORIZONTAL AT 3 M			

Rg	Frequency [MHz]	PK+ Level [dBm]	PK+ Limit [dBm]	PK+ Margin [dB]	Correction [dB]	Polarization	Azimuth [deg]	Antenna Height [m]
4	5,108.500	-47.07	-25.00	22.07	26.13	H	359.1	1
5	7,884.000	-43.14	-25.00	18.14	33.01	H	77.1	2

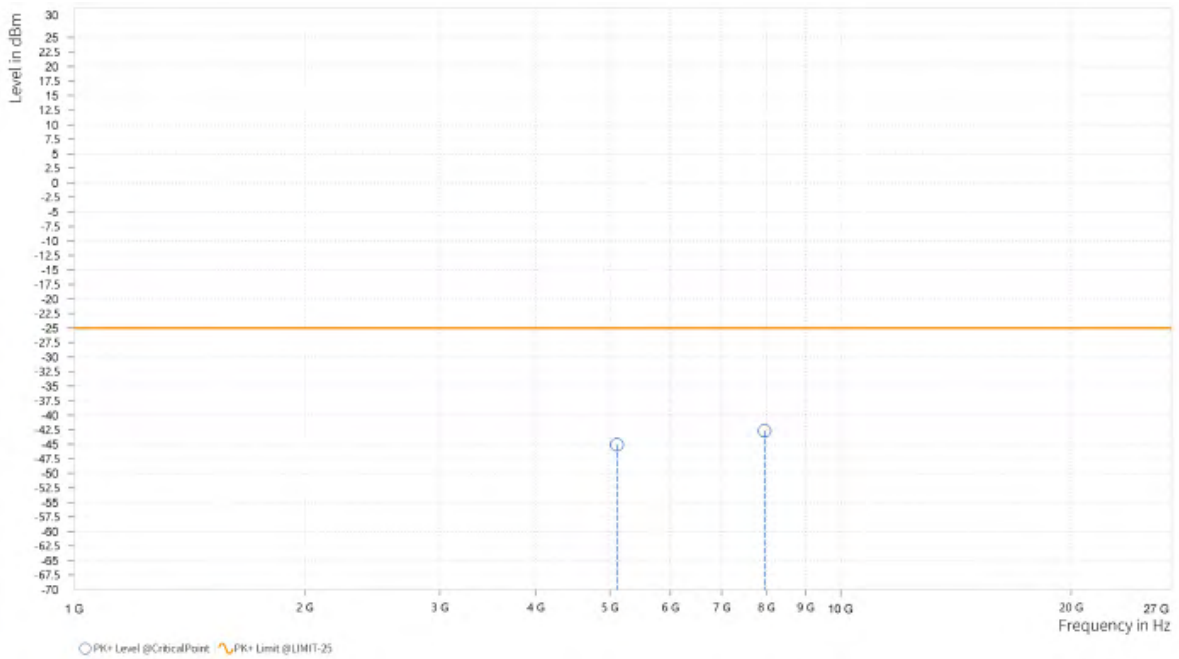




Test Report No.: W7L-P23030016RF12

MODE	TX channel 518598	FREQUENCY RANGE	Above 1000MHz
ENVIRONMENTAL CONDITIONS	23deg. C, 70%RH	INPUT POWER	AC 120V/60HZ
TESTED BY	Jace Hu		
ANTENNA POLARITY & TEST DISTANCE: VERTICAL AT 3 M			

Rg	Frequency [MHz]	PK+ Level [dBm]	PK+ Limit [dBm]	PK+ Margin [dB]	Correction [dB]	Polarization	Azimuth [deg]	Antenna Height [m]
4	5,108.000	-45.06	-25.00	20.06	26.20	V	197.9	1
5	7,958.000	-42.69	-25.00	17.69	33.24	V	282.8	1



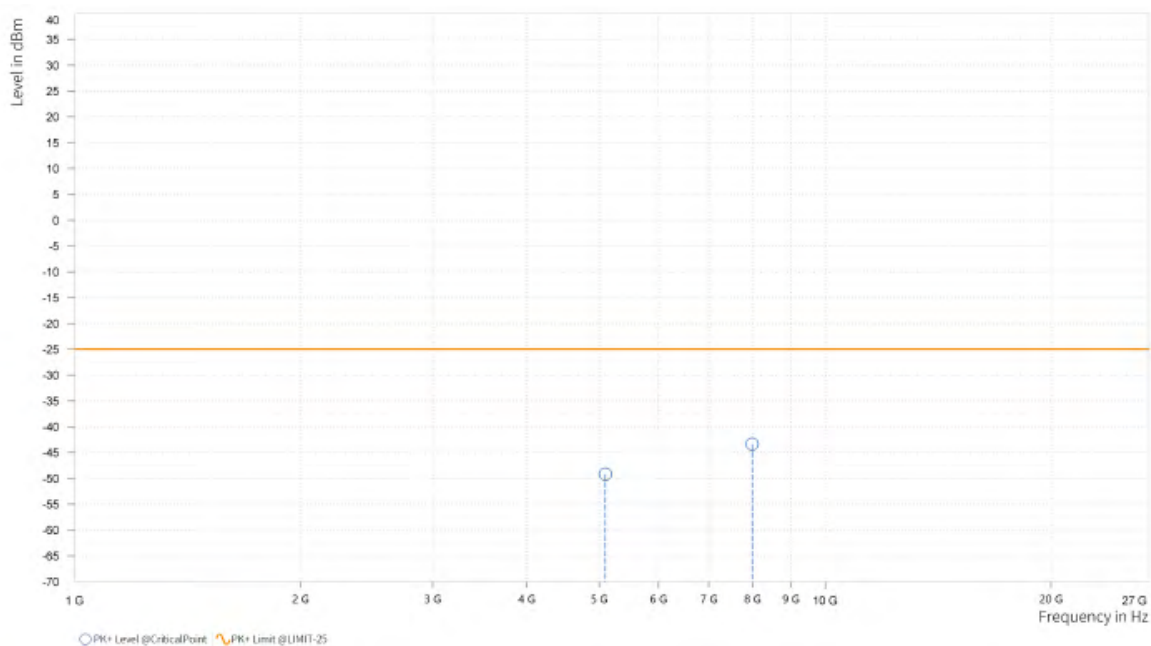


Test Report No.: W7L-P23030016RF12

CHANNEL BANDWIDTH: 90MHz / QPSK

MODE	TX channel 518598	FREQUENCY RANGE	Above 1000MHz
ENVIRONMENTAL CONDITIONS	23deg. C, 70%RH	INPUT POWER	AC 120V/60HZ
TESTED BY	Jace Hu		
ANTENNA POLARITY & TEST DISTANCE: HORIZONTAL AT 3 M			

Rg	Frequency [MHz]	PK+ Level [dBm]	PK+ Limit [dBm]	PK+ Margin [dB]	Correction [dB]	Polarization	Azimuth [deg]	Antenna Height [m]
4	5,098.000	-49.20	-25.00	24.20	26.04	H	0.9	2
5	7,991.000	-43.37	-25.00	18.37	33.10	H	0.9	2

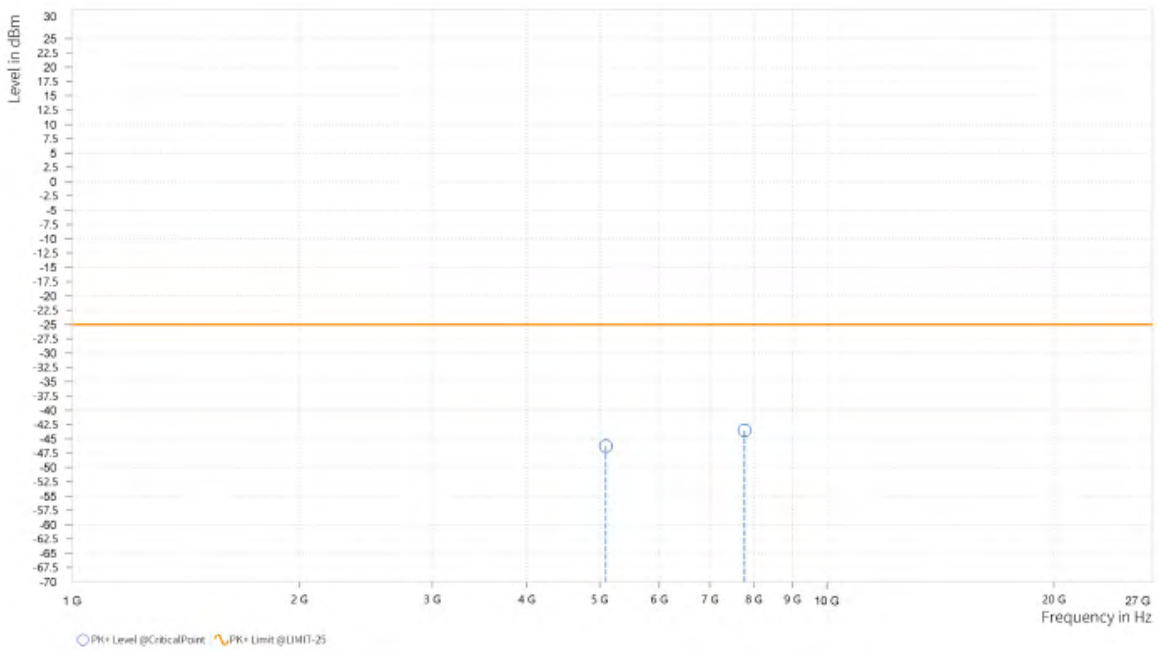




Test Report No.: W7L-P23030016RF12

MODE	TX channel 518598	FREQUENCY RANGE	Above 1000MHz
ENVIRONMENTAL CONDITIONS	23deg. C, 70%RH	INPUT POWER	AC 120V/60HZ
TESTED BY	Jace Hu		
ANTENNA POLARITY & TEST DISTANCE: VERTICAL AT 3 M			

Rg	Frequency [MHz]	PK+ Level [dBm]	PK+ Limit [dBm]	PK+ Margin [dB]	Correction [dB]	Polarization	Azimuth [deg]	Antenna Height [m]
4	5,098.000	-46.30	-25.00	21.30	26.14	V	184.7	1
5	7,779.500	-43.51	-25.00	18.51	33.03	V	269.7	1

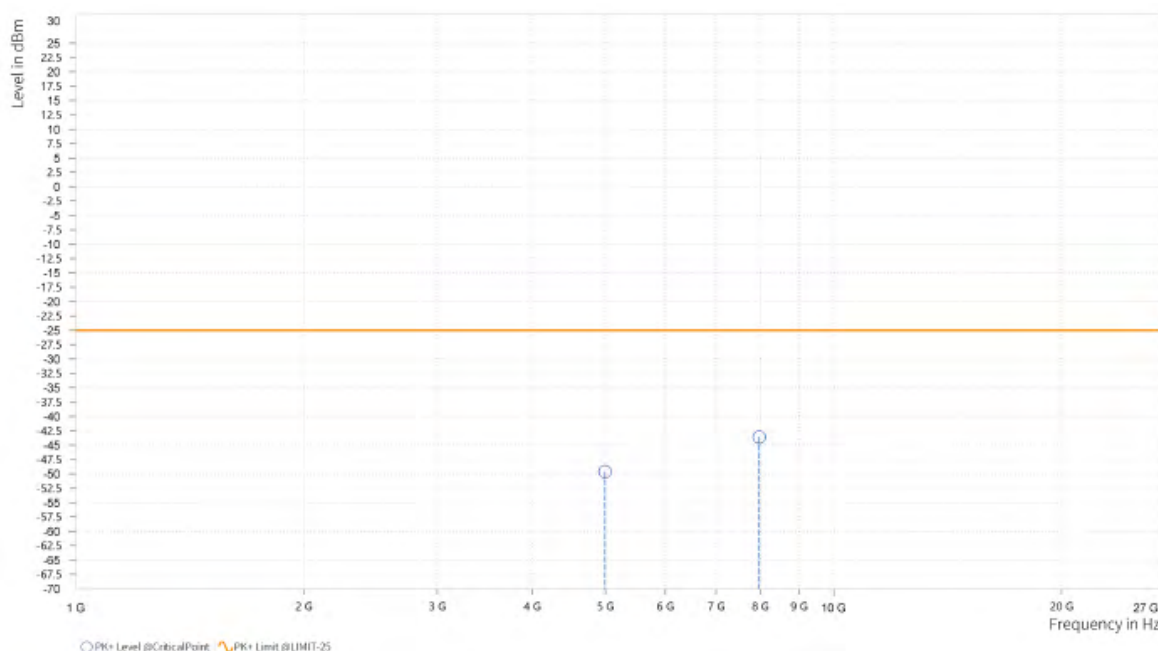


CHANNEL BANDWIDTH: 100MHz / QPSK

CH 509202:

MODE	TX channel 509202	FREQUENCY RANGE	Above 1000MHz
ENVIRONMENTAL CONDITIONS	23deg. C, 70%RH	INPUT POWER	AC 120V/60HZ
TESTED BY	Jace Hu		
ANTENNA POLARITY & TEST DISTANCE: HORIZONTAL AT 3 M			

Rg	Frequency [MHz]	PK+ Level [dBm]	PK+ Limit [dBm]	PK+ Margin [dB]	Correction [dB]	Polarization	Azimuth [deg]	Antenna Height [m]
4	4,994.000	-49.61	-25.00	24.61	25.47	H	359.1	1
5	7,976.500	-43.59	-25.00	18.59	33.00	H	284.1	1

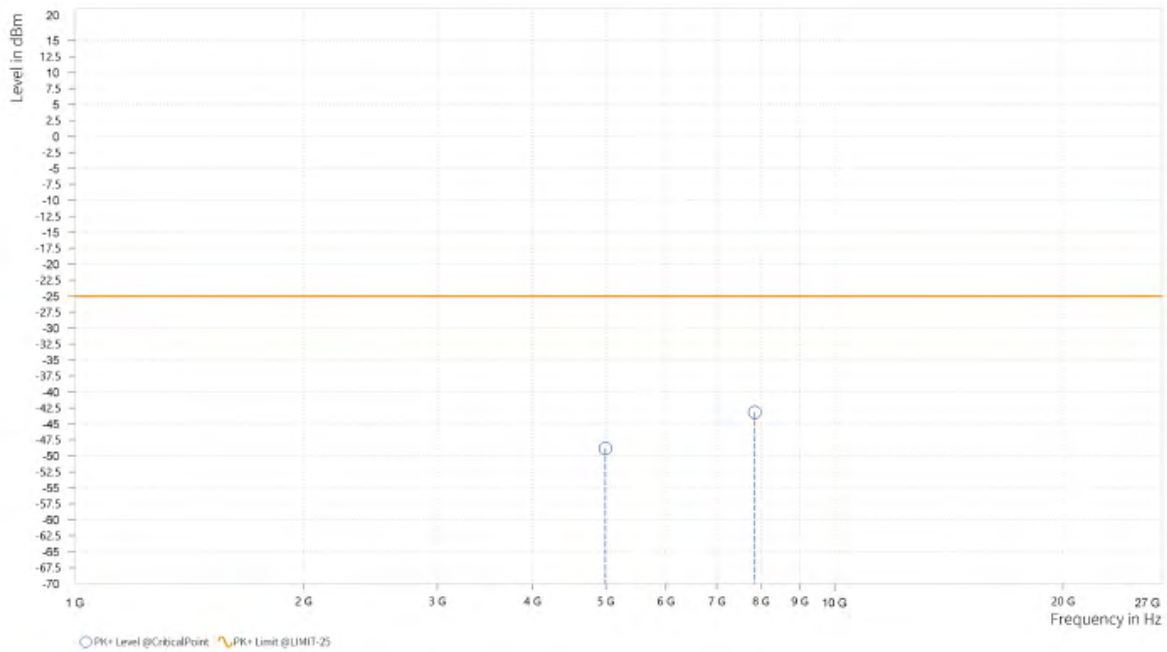




Test Report No.: W7L-P23030016RF12

MODE	TX channel 509202	FREQUENCY RANGE	Above 1000MHz
ENVIRONMENTAL CONDITIONS	23deg. C, 70%RH	INPUT POWER	AC 120V/60HZ
TESTED BY	Jace Hu		
ANTENNA POLARITY & TEST DISTANCE: VERTICAL AT 3 M			

Rg	Frequency [MHz]	PK+ Level [dBm]	PK+ Limit [dBm]	PK+ Margin [dB]	Correction [dB]	Polarization	Azimuth [deg]	Antenna Height [m]
4	4,994,000	-48.85	-25.00	23.85	25.30	V	175	2
5	7,852,500	-43.18	-25.00	18.18	33.06	V	1	1





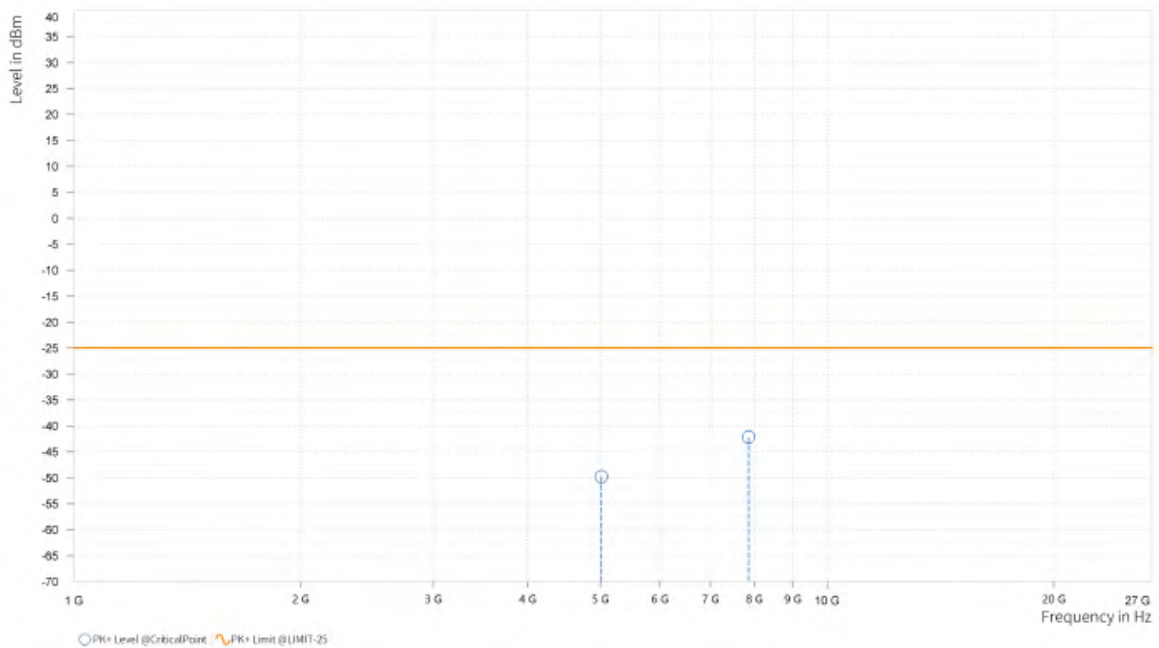
**BUREAU
VERITAS**

Test Report No.: W7L-P23030016RF12

CH 518598:

MODE	TX channel 518598	FREQUENCY RANGE	Above 1000MHz
ENVIRONMENTAL CONDITIONS	23deg. C, 70%RH	INPUT POWER	AC 120V/60HZ
TESTED BY	Jace Hu		
ANTENNA POLARITY & TEST DISTANCE: HORIZONTAL AT 3 M			

Rg	Frequency [MHz]	PK+ Level [dBm]	PK+ Limit [dBm]	PK+ Margin [dB]	Correction [dB]	Polarization	Azimuth [deg]	Antenna Height [m]
4	5,016.500	-49.80	-25.00	24.80	25.63	H	359.1	1
5	7,867.500	-42.18	-25.00	17.18	32.99	H	1	2

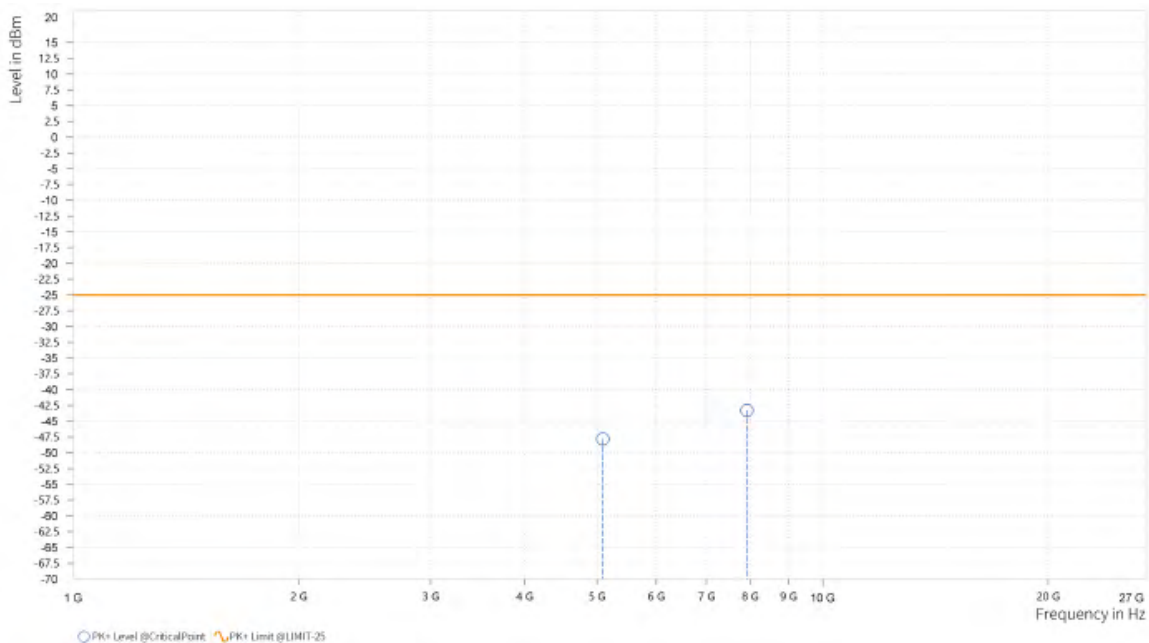




Test Report No.: W7L-P23030016RF12

MODE	TX channel 518598	FREQUENCY RANGE	Above 1000MHz
ENVIRONMENTAL CONDITIONS	23deg. C, 70%RH	INPUT POWER	AC 120V/60HZ
TESTED BY	Jace Hu		
ANTENNA POLARITY & TEST DISTANCE: VERTICAL AT 3 M			

Rg	Frequency [MHz]	PK+ Level [dBm]	PK+ Limit [dBm]	PK+ Margin [dB]	Correction [dB]	Polarization	Azimuth [deg]	Antenna Height [m]
4	5,088.000	-47.83	-25.00	22.83	25.99	V	184.8	1
5	7,926.500	-43.30	-25.00	18.30	33.15	V	359	1





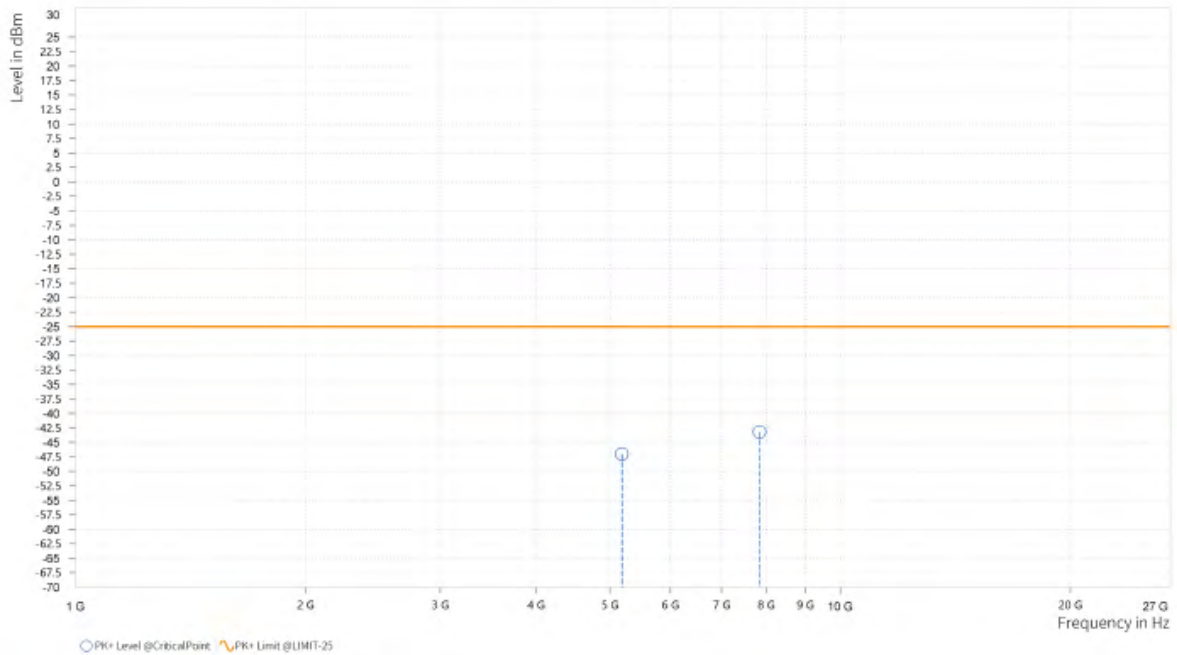
BUREAU VERITAS

Test Report No.: W7L-P23030016RF12

CH 528000:

MODE	TX channel 528000	FREQUENCY RANGE	Above 1000MHz
ENVIRONMENTAL CONDITIONS	23deg. C, 70%RH	INPUT POWER	AC 120V/60HZ
TESTED BY	Jace Hu		
ANTENNA POLARITY & TEST DISTANCE: HORIZONTAL AT 3 M			

Rg	Frequency [MHz]	PK+ Level [dBm]	PK+ Limit [dBm]	PK+ Margin [dB]	Correction [dB]	Polarization	Azimuth [deg]	Antenna Height [m]
4	5,182.000	-47.00	-25.00	22.00	26.11	H	199.2	1
5	7,840.500	-43.18	-25.00	18.18	32.97	H	1	1

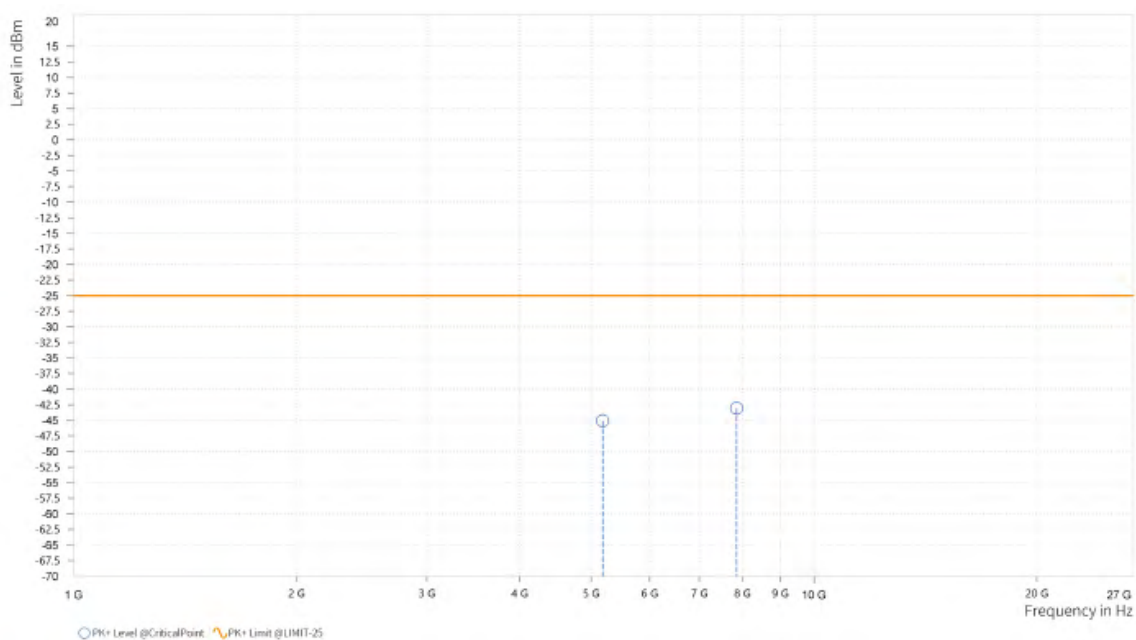




Test Report No.: W7L-P23030016RF12

MODE	TX channel 528000	FREQUENCY RANGE	Above 1000MHz
ENVIRONMENTAL CONDITIONS	23deg. C, 70%RH	INPUT POWER	AC 120V/60HZ
TESTED BY	Jace Hu		
ANTENNA POLARITY & TEST DISTANCE: VERTICAL AT 3 M			

Rg	Frequency [MHz]	PK+ Level [dBm]	PK+ Limit [dBm]	PK+ Margin [dB]	Correction [dB]	Polarization	Azimuth [deg]	Antenna Height [m]
4	5,182.000	-45.08	-25.00	20.08	25.90	V	173.9	2
5	7,857.500	-43.09	-25.00	18.09	33.05	V	270.9	1





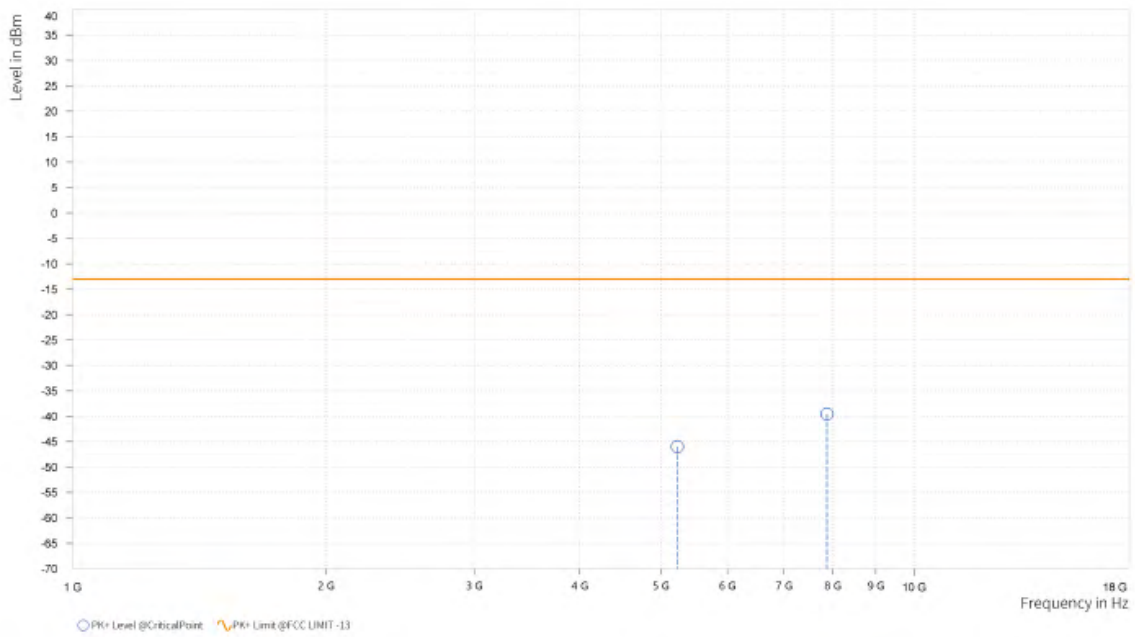
Test Report No.: W7L-P23030016RF12

N66

CHANNEL BANDWIDTH: 5MHz / QPSK

MODE	TX channel 349000	FREQUENCY RANGE	Above 1000MHz
ENVIRONMENTAL CONDITIONS	23deg. C, 70%RH	INPUT POWER	AC 120V/60HZ
TESTED BY	Jace Hu		
ANTENNA POLARITY & TEST DISTANCE: HORIZONTAL AT 3 M			

Rg	Frequency [MHz]	PK+ Level [dBm]	PK+ Limit [dBm]	PK+ Margin [dB]	Correction [dB]	Polarization	Azimuth [deg]	Antenna Height [m]
4	5,228.500	-46.02	-13.00	33.02	26.07	H	215.9	1
5	7,874.000	-39.58	-13.00	26.58	33.00	H	1	1

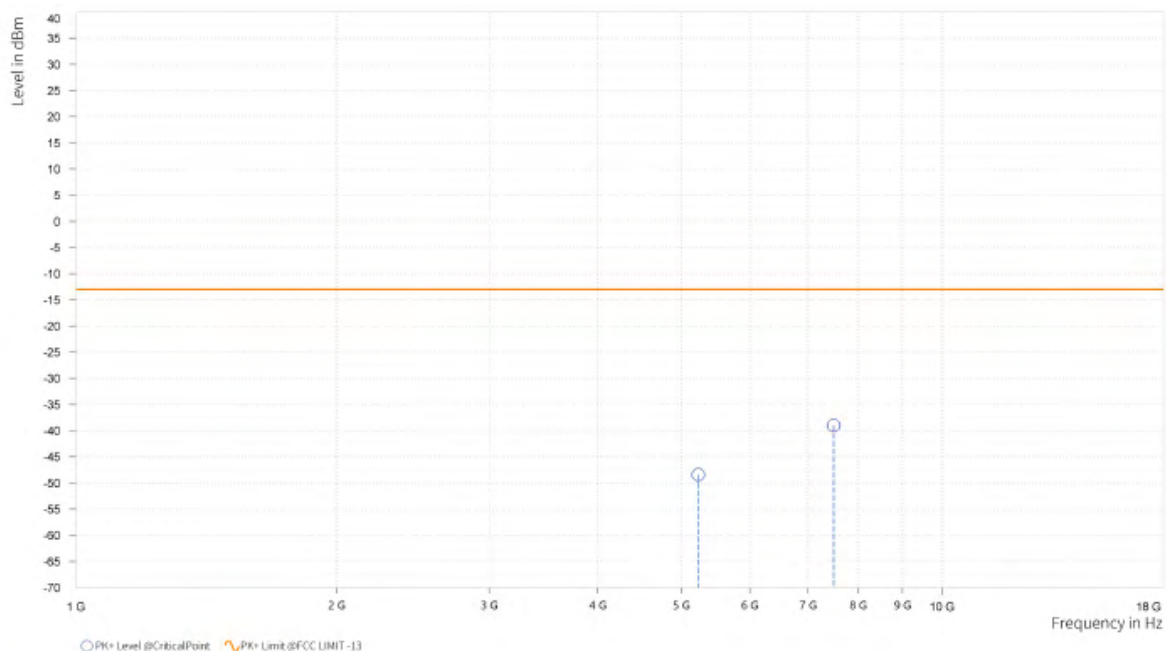




Test Report No.: W7L-P23030016RF12

MODE	TX channel 349000	FREQUENCY RANGE	Above 1000MHz
ENVIRONMENTAL CONDITIONS	23deg. C, 70%RH	INPUT POWER	AC 120V/60HZ
TESTED BY	Jace Hu		
ANTENNA POLARITY & TEST DISTANCE: VERTICAL AT 3 M			

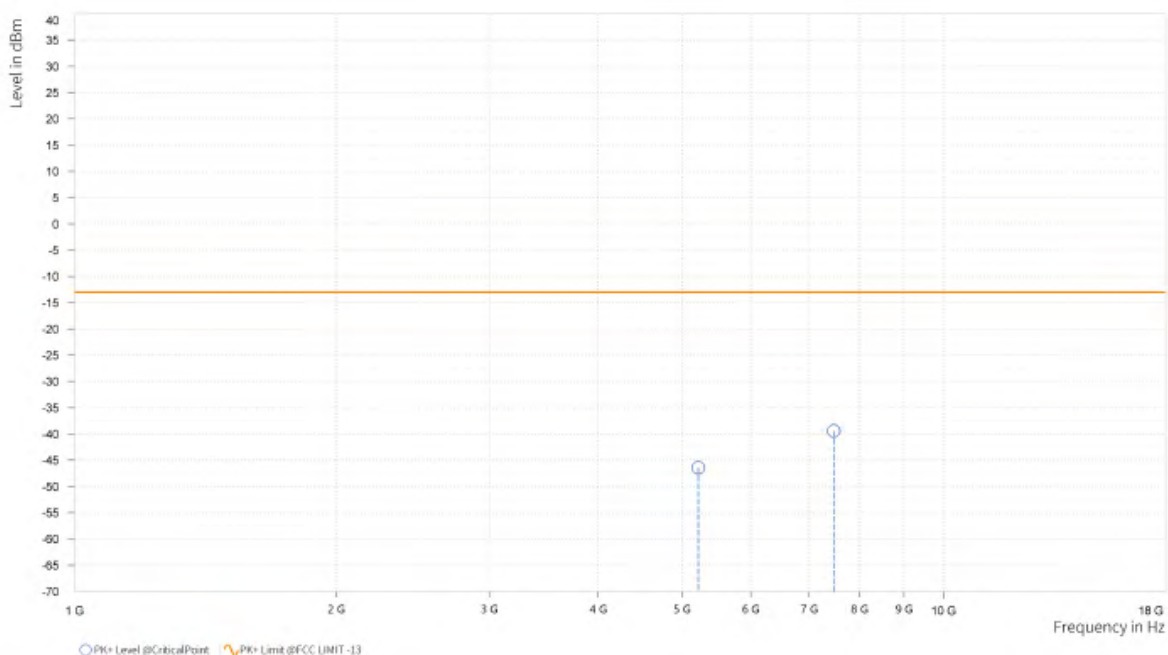
Rg	Frequency [MHz]	PK+ Level [dBm]	PK+ Limit [dBm]	PK+ Margin [dB]	Correction [dB]	Polarization	Azimuth [deg]	Antenna Height [m]
4	5,229.000	-48.44	-13.00	35.44	25.79	V	200.4	1
5	7,497.500	-39.03	-13.00	26.03	31.88	V	359.1	1



CHANNEL BANDWIDTH: 10MHz / QPSK

MODE	TX channel 349000	FREQUENCY RANGE	Above 1000MHz
ENVIRONMENTAL CONDITIONS	23deg. C, 70%RH	INPUT POWER	AC 120V/60HZ
TESTED BY	Jace Hu		
ANTENNA POLARITY & TEST DISTANCE: HORIZONTAL AT 3 M			

Rg	Frequency [MHz]	PK+ Level [dBm]	PK+ Limit [dBm]	PK+ Margin [dB]	Correction [dB]	Polarization	Azimuth [deg]	Antenna Height [m]
4	5,221.000	-46.44	-13.00	33.44	26.02	H	215.9	1
5	7,473.000	-39.42	-13.00	26.42	31.68	H	359.1	1

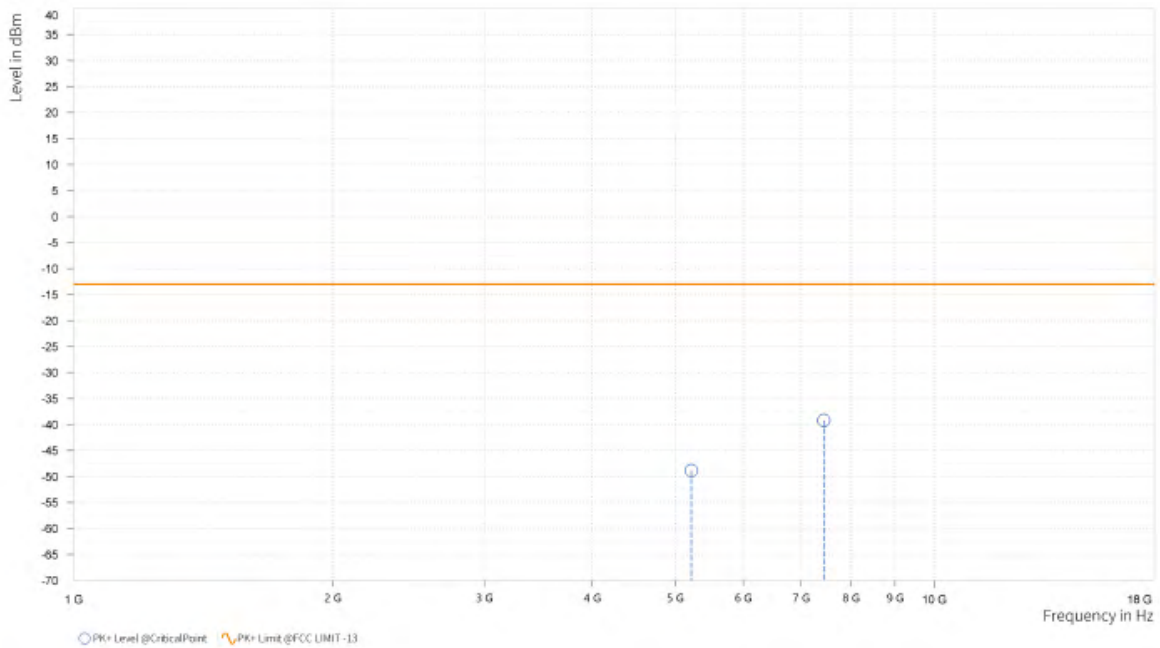




Test Report No.: W7L-P23030016RF12

MODE	TX channel 349000	FREQUENCY RANGE	Above 1000MHz
ENVIRONMENTAL CONDITIONS	23deg. C, 70%RH	INPUT POWER	AC 120V/60HZ
TESTED BY	Jace Hu		
ANTENNA POLARITY & TEST DISTANCE: VERTICAL AT 3 M			

Rg	Frequency [MHz]	PK+ Level [dBm]	PK+ Limit [dBm]	PK+ Margin [dB]	Correction [dB]	Polarization	Azimuth [deg]	Antenna Height [m]
4	5,221.500	-48.87	-13.00	35.87	25.74	V	145.2	2
5	7,439.000	-39.19	-13.00	26.19	31.74	V	1	1





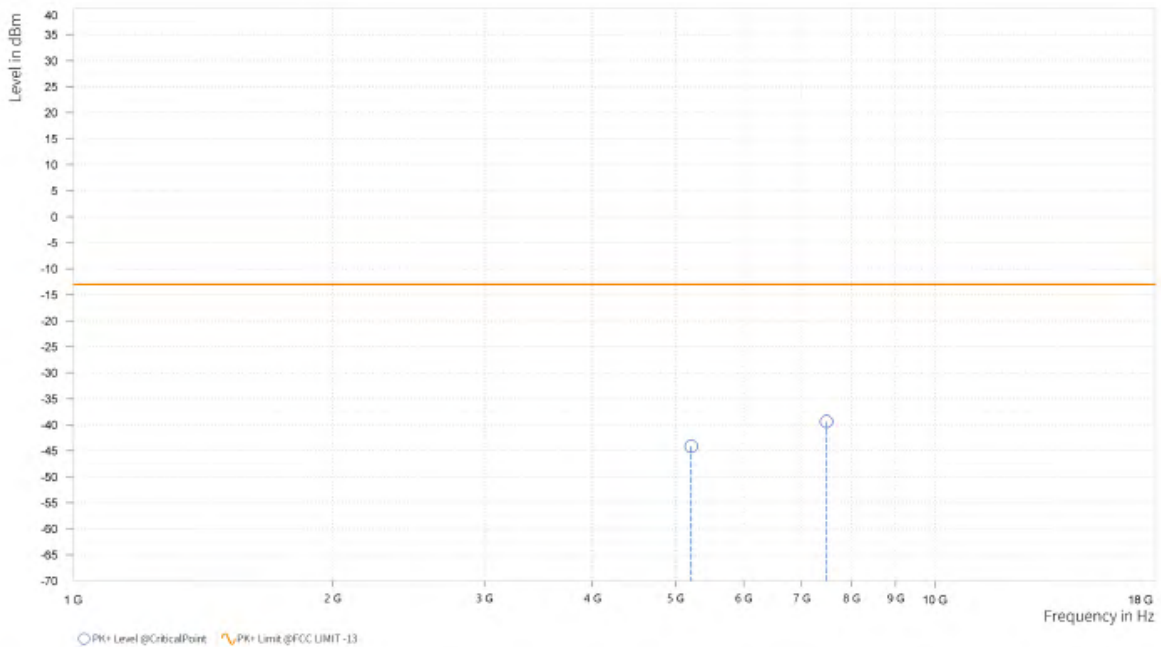
BUREAU VERITAS

Test Report No.: W7L-P23030016RF12

CHANNEL BANDWIDTH: 15MHz / QPSK

MODE	TX channel 349000	FREQUENCY RANGE	Above 1000MHz
ENVIRONMENTAL CONDITIONS	23deg. C, 70%RH	INPUT POWER	AC 120V/60HZ
TESTED BY	Jace Hu		
ANTENNA POLARITY & TEST DISTANCE: HORIZONTAL AT 3 M			

Rg	Frequency [MHz]	PK+ Level [dBm]	PK+ Limit [dBm]	PK+ Margin [dB]	Correction [dB]	Polarization	Azimuth [deg]	Antenna Height [m]
4	5,214.000	-44.13	-13.00	31.13	25.99	H	215.9	1
5	7,481.000	-39.40	-13.00	26.40	31.73	H	359	2

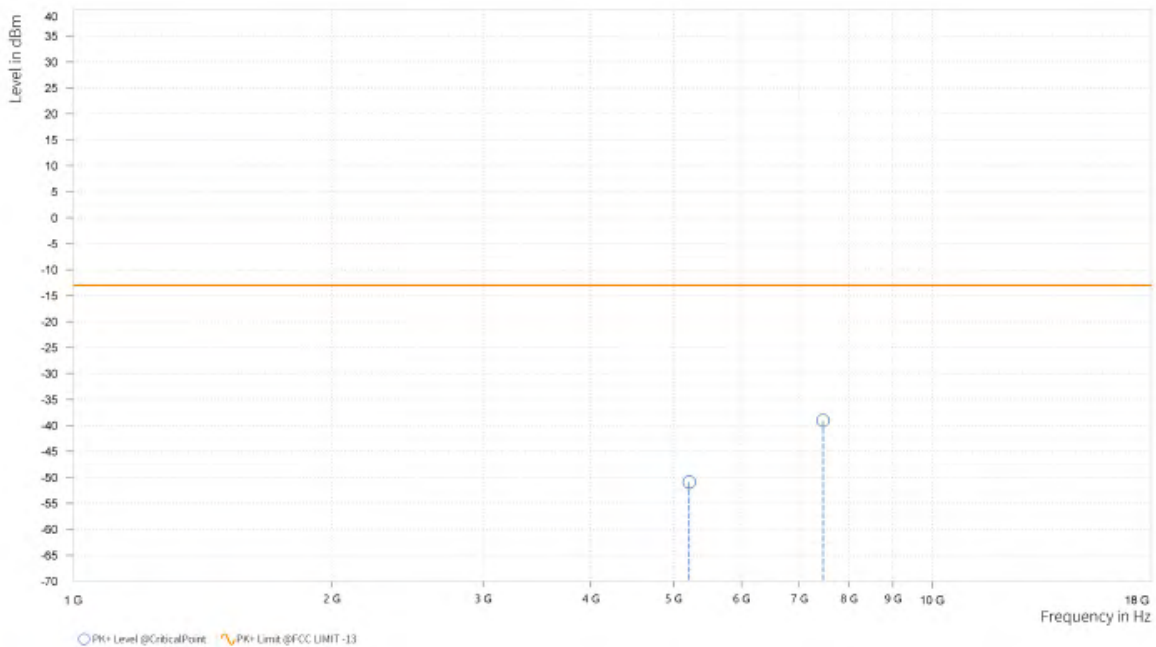




Test Report No.: W7L-P23030016RF12

MODE	TX channel 349000	FREQUENCY RANGE	Above 1000MHz
ENVIRONMENTAL CONDITIONS	23deg. C, 70%RH	INPUT POWER	AC 120V/60HZ
TESTED BY	Jace Hu		
ANTENNA POLARITY & TEST DISTANCE: VERTICAL AT 3 M			

Rg	Frequency [MHz]	PK+ Level [dBm]	PK+ Limit [dBm]	PK+ Margin [dB]	Correction [dB]	Polarization	Azimuth [deg]	Antenna Height [m]
4	5,214.000	-50.96	-13.00	37.96	25.70	V	129.7	2
5	7,463.500	-39.06	-13.00	26.06	31.73	V	359	1





BUREAU VERITAS

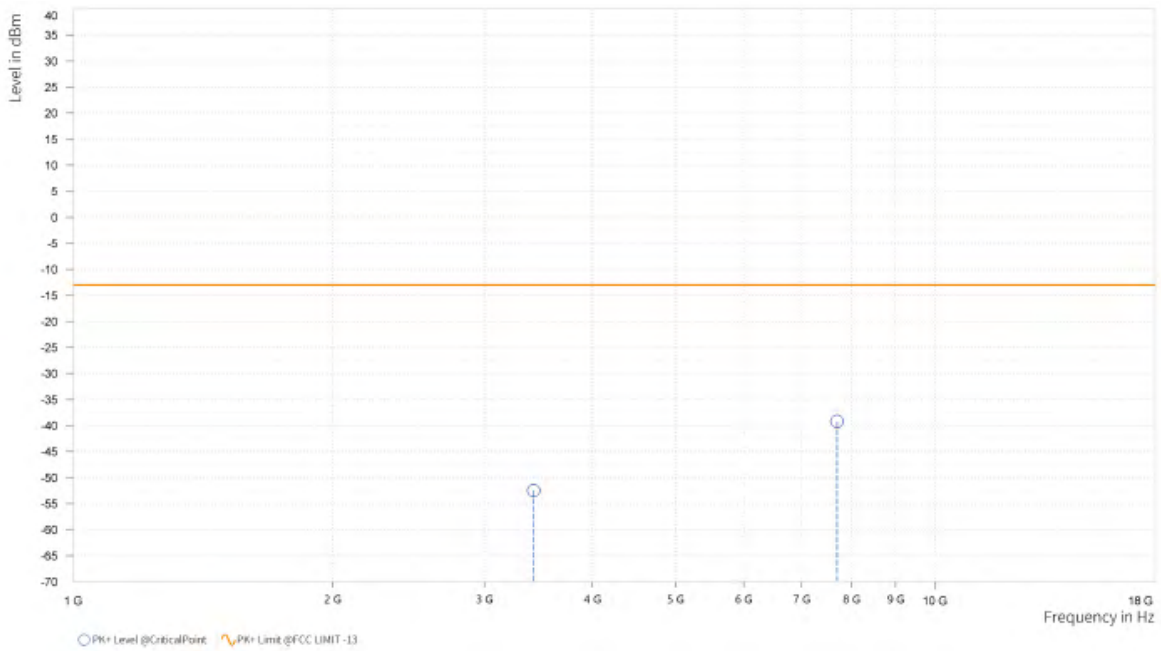
Test Report No.: W7L-P23030016RF12

CHANNEL BANDWIDTH: 20MHz / QPSK

CH 344000

MODE	TX channel 344000	FREQUENCY RANGE	Above 1000MHz
ENVIRONMENTAL CONDITIONS	23deg. C, 70%RH	INPUT POWER	AC 120V/60HZ
TESTED BY	Jace Hu		
ANTENNA POLARITY & TEST DISTANCE: HORIZONTAL AT 3 M			

Rg	Frequency [MHz]	PK+ Level [dBm]	PK+ Limit [dBm]	PK+ Margin [dB]	Correction [dB]	Polarization	Azimuth [deg]	Antenna Height [m]
4	3,421.000	-52.48	-13.00	39.48	21.94	H	0.9	2
5	7,698.500	-39.20	-13.00	26.20	32.73	H	0.9	2

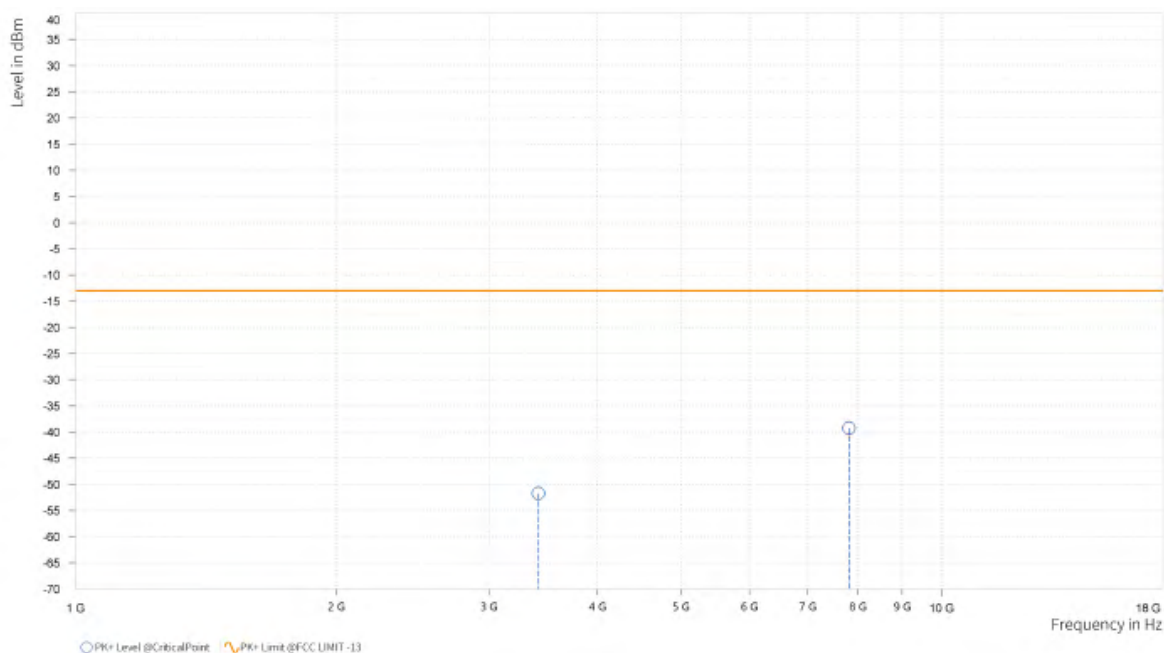




Test Report No.: W7L-P23030016RF12

MODE	TX channel 344000	FREQUENCY RANGE	Above 1000MHz
ENVIRONMENTAL CONDITIONS	23deg. C, 70%RH	INPUT POWER	AC 120V/60HZ
TESTED BY	Jace Hu		
ANTENNA POLARITY & TEST DISTANCE: VERTICAL AT 3 M			

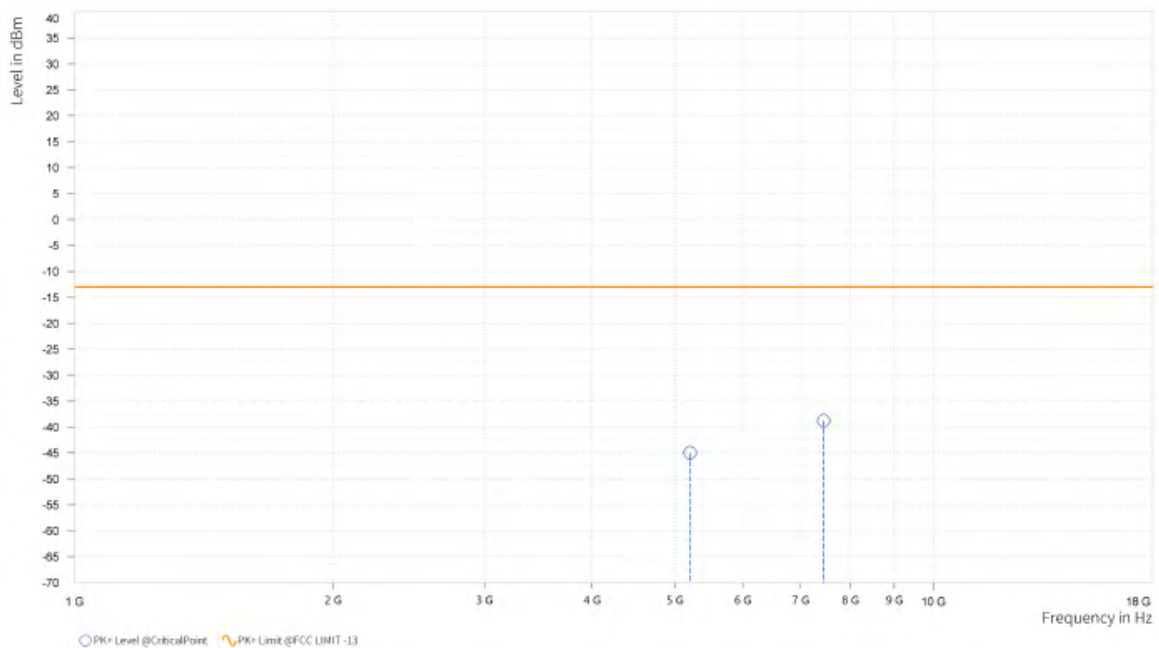
Rg	Frequency [MHz]	PK+ Level [dBm]	PK+ Limit [dBm]	PK+ Margin [dB]	Correction [dB]	Polarization	Azimuth [deg]	Antenna Height [m]
4	3,421.000	-51.70	-13.00	38.70	22.01	V	215.9	1
5	7,817.500	-39.27	-13.00	26.27	33.07	V	1	1



CH 349000

MODE	TX channel 349000	FREQUENCY RANGE	Above 1000MHz
ENVIRONMENTAL CONDITIONS	23deg. C, 70%RH	INPUT POWER	AC 120V/60HZ
TESTED BY	Jace Hu		
ANTENNA POLARITY & TEST DISTANCE: HORIZONTAL AT 3 M			

Rg	Frequency [MHz]	PK+ Level [dBm]	PK+ Limit [dBm]	PK+ Margin [dB]	Correction [dB]	Polarization	Azimuth [deg]	Antenna Height [m]
4	5,206.500	-44.97	-13.00	31.97	26.00	H	217.1	1
5	7,450.000	-38.79	-13.00	25.79	31.61	H	1	1

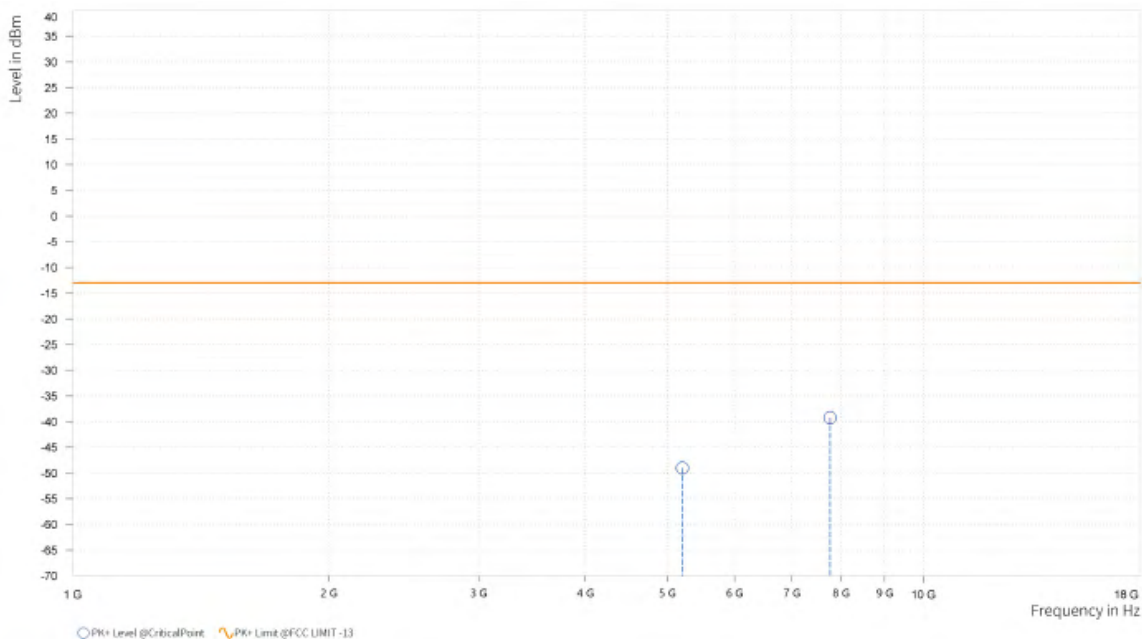




Test Report No.: W7L-P23030016RF12

MODE	TX channel 349000	FREQUENCY RANGE	Above 1000MHz
ENVIRONMENTAL CONDITIONS	23deg. C, 70%RH	INPUT POWER	AC 120V/60HZ
TESTED BY	Jace Hu		
ANTENNA POLARITY & TEST DISTANCE: VERTICAL AT 3 M			

Rg	Frequency [MHz]	PK+ Level [dBm]	PK+ Limit [dBm]	PK+ Margin [dB]	Correction [dB]	Polarization	Azimuth [deg]	Antenna Height [m]
4	5,207.000	-49.02	-13.00	36.02	25.70	V	129.8	2
5	7,767.500	-39.28	-13.00	26.28	33.02	V	359	2



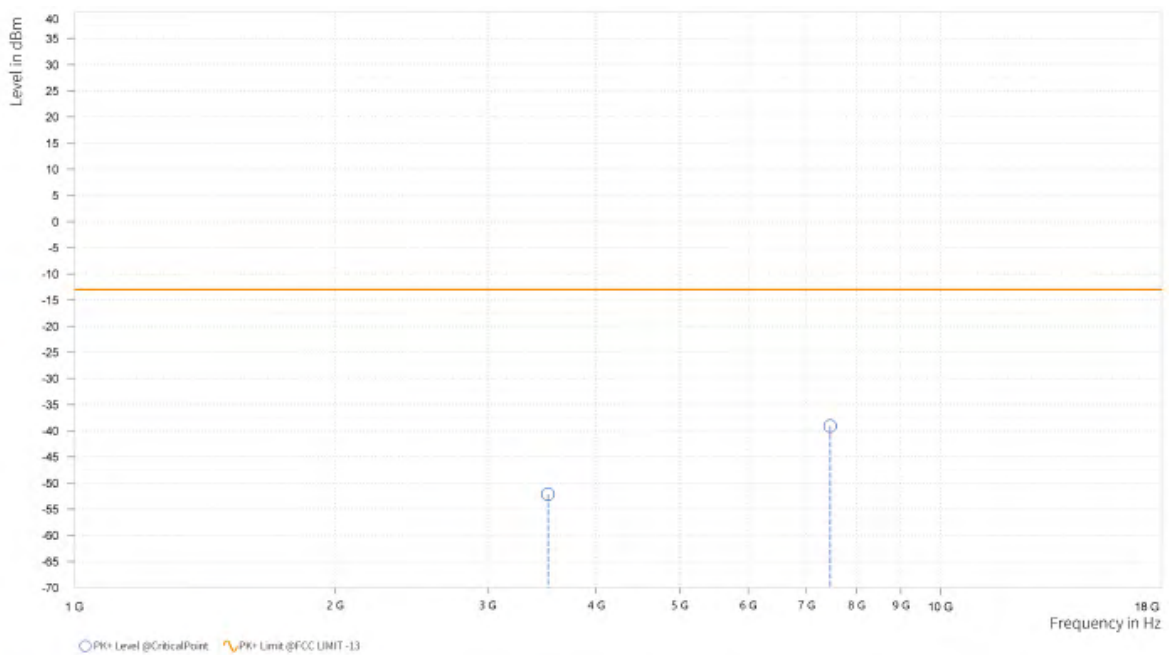


Test Report No.: W7L-P23030016RF12

CH 354000

MODE	TX channel 354000	FREQUENCY RANGE	Above 1000MHz
ENVIRONMENTAL CONDITIONS	23deg. C, 70%RH	INPUT POWER	AC 120V/60HZ
TESTED BY	Jace Hu		
ANTENNA POLARITY & TEST DISTANCE: HORIZONTAL AT 3 M			

Rg	Frequency [MHz]	PK+ Level [dBm]	PK+ Limit [dBm]	PK+ Margin [dB]	Correction [dB]	Polarization	Azimuth [deg]	Antenna Height [m]
4	3,521.000	-52.16	-13.00	39.16	21.80	H	359	2
5	7,457.000	-39.13	-13.00	26.13	31.61	H	0.9	2

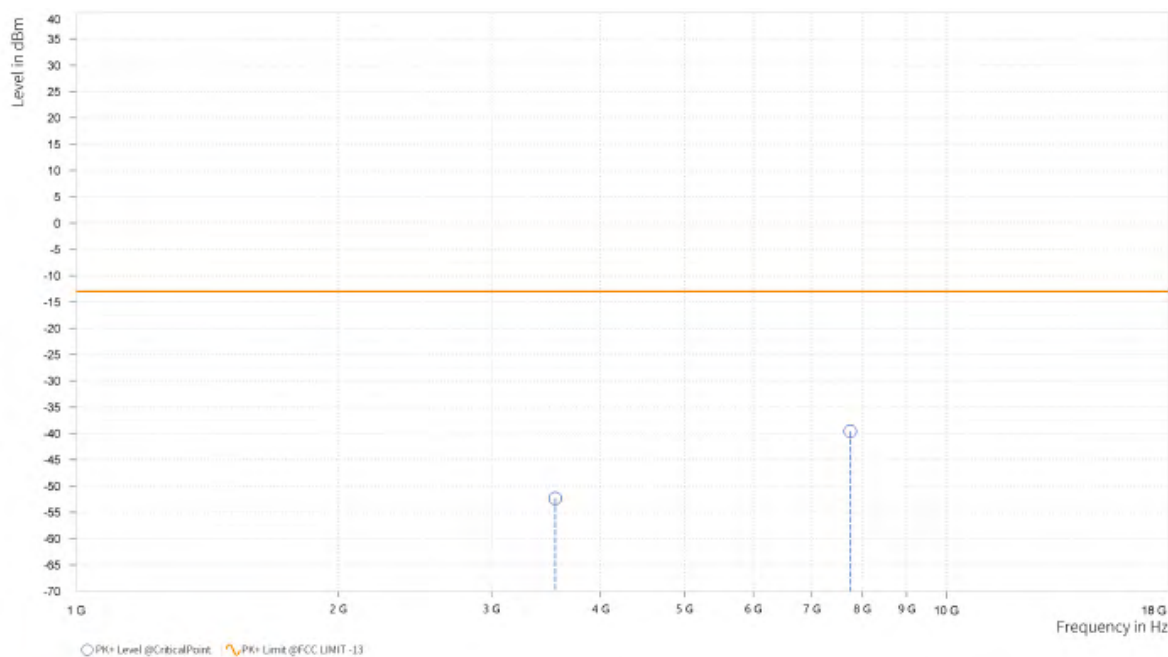




Test Report No.: W7L-P23030016RF12

MODE	TX channel 354000	FREQUENCY RANGE	Above 1000MHz
ENVIRONMENTAL CONDITIONS	23deg. C, 70%RH	INPUT POWER	AC 120V/60HZ
TESTED BY	Jace Hu		
ANTENNA POLARITY & TEST DISTANCE: VERTICAL AT 3 M			

Rg	Frequency [MHz]	PK+ Level [dBm]	PK+ Limit [dBm]	PK+ Margin [dB]	Correction [dB]	Polarization	Azimuth [deg]	Antenna Height [m]
4	3,552.000	-52.39	-13.00	39.39	22.02	V	159.6	2
5	7,749.000	-39.58	-13.00	26.58	33.03	V	1	1





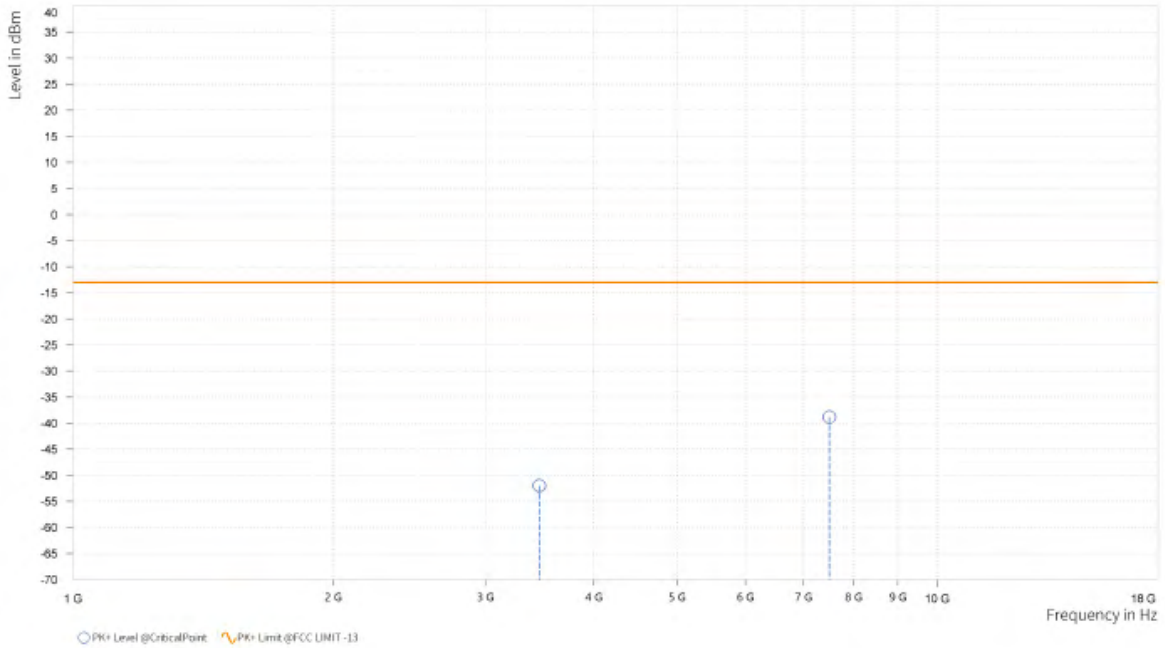
BUREAU
VERITAS

Test Report No.: W7L-P23030016RF12

CHANNEL BANDWIDTH: 30MHz / QPSK

MODE	TX channel 349000	FREQUENCY RANGE	Above 1000MHz
ENVIRONMENTAL CONDITIONS	23deg. C, 70%RH	INPUT POWER	AC 120V/60HZ
TESTED BY	Jace Hu		
ANTENNA POLARITY & TEST DISTANCE: HORIZONTAL AT 3 M			

Rg	Frequency [MHz]	PK+ Level [dBm]	PK+ Limit [dBm]	PK+ Margin [dB]	Correction [dB]	Polarization	Azimuth [deg]	Antenna Height [m]
4	3,463.500	-52.00	-13.00	39.00	21.84	H	1	2
5	7,500.000	-38.82	-13.00	25.82	31.85	H	1	1

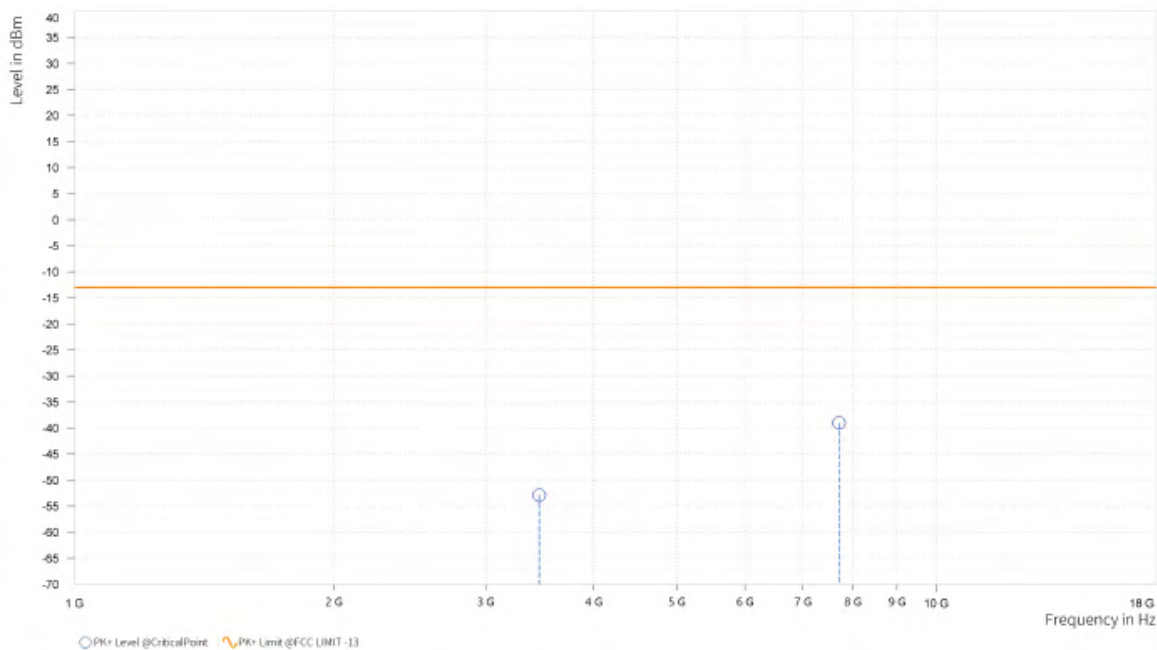




Test Report No.: W7L-P23030016RF12

MODE	TX channel 349000	FREQUENCY RANGE	Above 1000MHz
ENVIRONMENTAL CONDITIONS	23deg. C, 70%RH	INPUT POWER	AC 120V/60HZ
TESTED BY	Jace Hu		
ANTENNA POLARITY & TEST DISTANCE: VERTICAL AT 3 M			

Rg	Frequency [MHz]	PK+ Level [dBm]	PK+ Limit [dBm]	PK+ Margin [dB]	Correction [dB]	Polarization	Azimuth [deg]	Antenna Height [m]
4	3,461.500	-52.94	-13.00	39.94	21.88	V	202.8	1
5	7,709.000	-39.02	-13.00	26.02	32.92	V	59.3	2





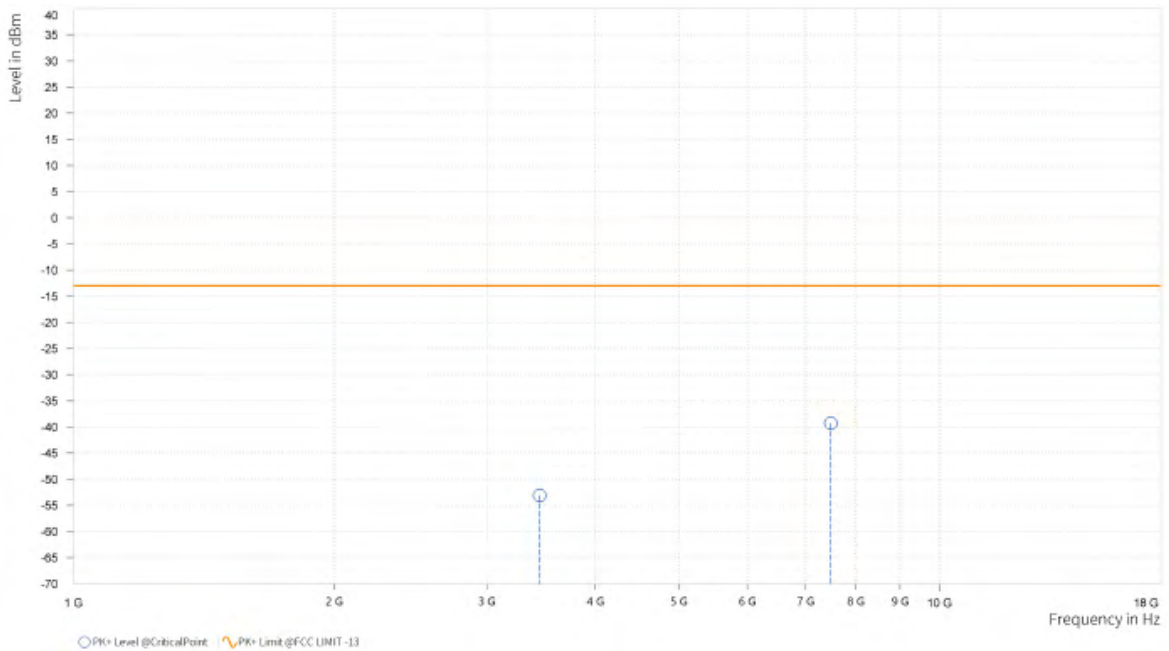
BUREAU VERITAS

Test Report No.: W7L-P23030016RF12

CHANNEL BANDWIDTH: 40MHz / QPSK

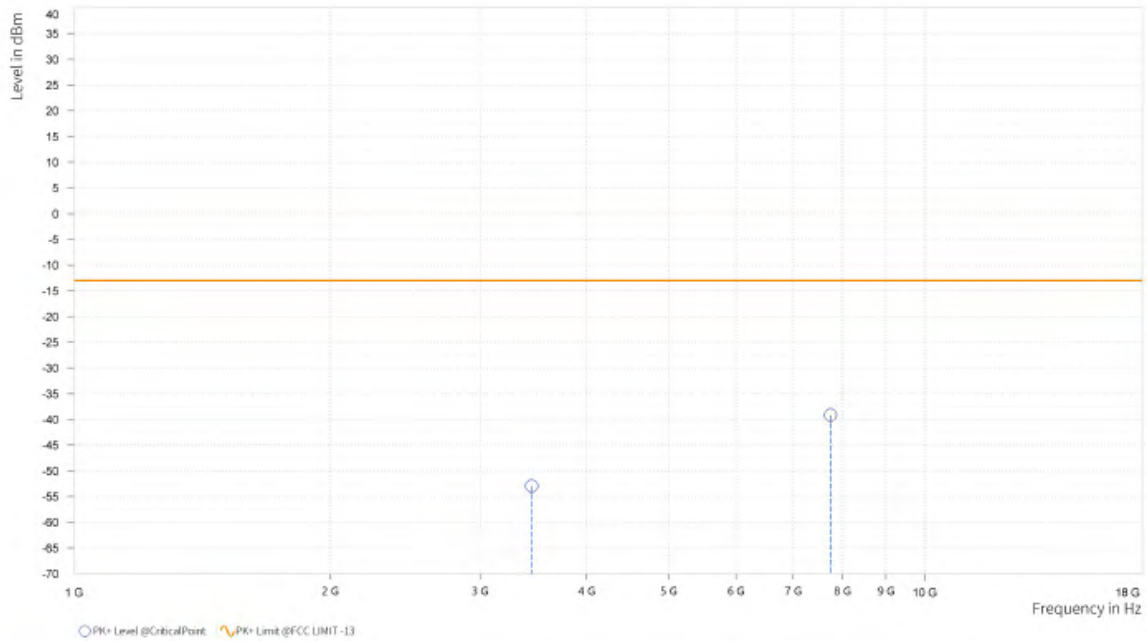
MODE	TX channel 349000	FREQUENCY RANGE	Above 1000MHz
ENVIRONMENTAL CONDITIONS	23deg. C, 70%RH	INPUT POWER	AC 120V/60HZ
TESTED BY	Jace Hu		
ANTENNA POLARITY & TEST DISTANCE: HORIZONTAL AT 3 M			

Rg	Frequency [MHz]	PK+ Level [dBm]	PK+ Limit [dBm]	PK+ Margin [dB]	Correction [dB]	Polarization	Azimuth [deg]	Antenna Height [m]
4	3,453.000	-53.09	-13.00	40.09	21.85	H	214.7	1
5	7,487.000	-39.33	-13.00	26.33	31.77	H	1	1



MODE	TX channel 349000	FREQUENCY RANGE	Above 1000MHz
ENVIRONMENTAL CONDITIONS	23deg. C, 70%RH	INPUT POWER	AC 120V/60HZ
TESTED BY	Jace Hu		
ANTENNA POLARITY & TEST DISTANCE: VERTICAL AT 3 M			

Rg	Frequency [MHz]	PK+ Level [dBm]	PK+ Limit [dBm]	PK+ Margin [dB]	Correction [dB]	Polarization	Azimuth [deg]	Antenna Height [m]
4	3,451.000	-52.98	-13.00	39.98	21.92	V	200.4	1
5	7,747.000	-39.15	-13.00	26.15	33.03	V	0.9	2





Test Report No.: W7L-P23030016RF12

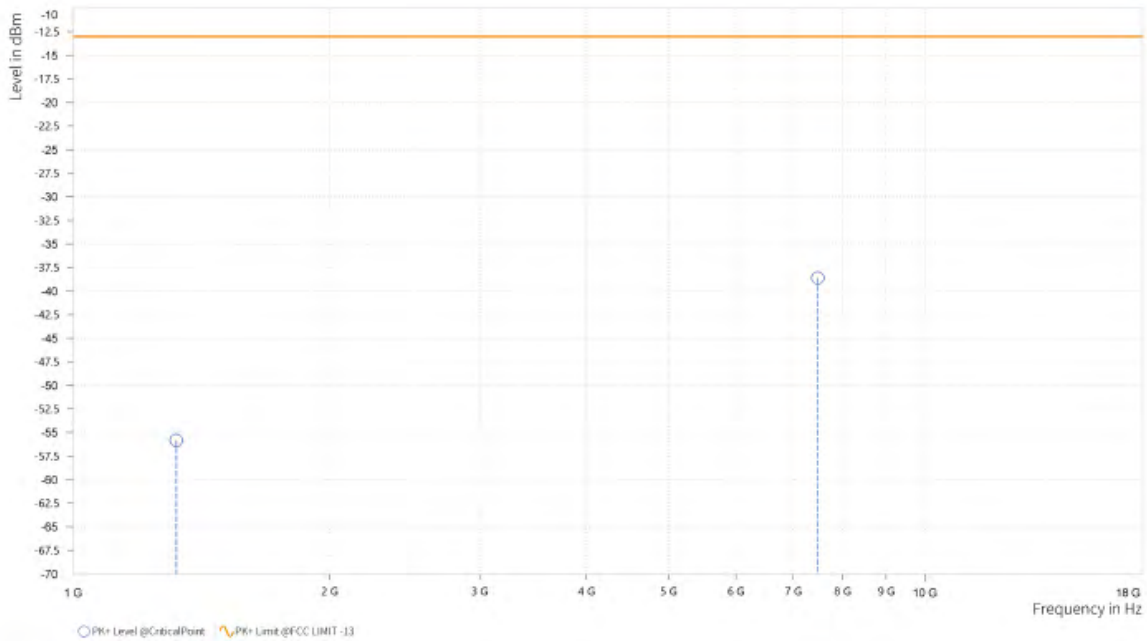
N71

CHANNEL BANDWIDTH: 5MHz / QPSK

CH 133100:

MODE	TX channel 133100	FREQUENCY RANGE	Above 1000MHz
ENVIRONMENTAL CONDITIONS	23deg. C, 70%RH	INPUT POWER	AC 120V/60HZ
TESTED BY	Jace Hu		
ANTENNA POLARITY & TEST DISTANCE: HORIZONTAL AT 3 M			

Rg	Frequency [MHz]	PK+ Level [dBm]	PK+ Limit [dBm]	PK+ Margin [dB]	Correction [dB]	Polarization	Azimuth [deg]	Antenna Height [m]
2	1,321.500	-55.81	-13.00	42.81	14.27	H	0.9	2
5	7,481.000	-38.61	-13.00	25.61	31.73	H	359	1

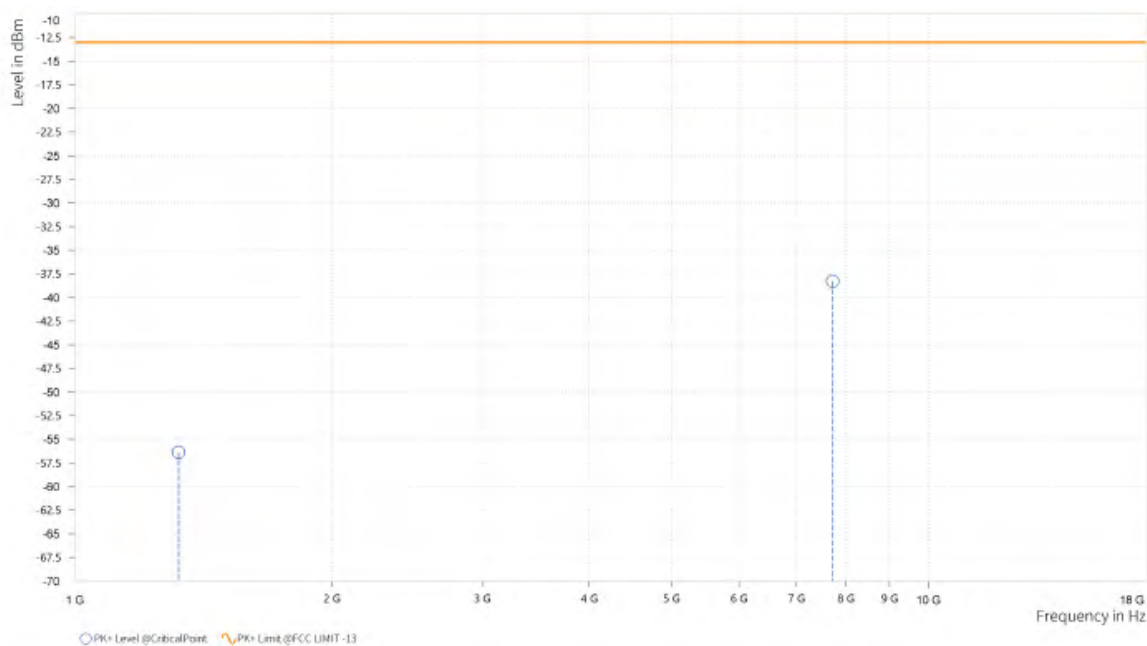




Test Report No.: W7L-P23030016RF12

MODE	TX channel 133100	FREQUENCY RANGE	Above 1000MHz
ENVIRONMENTAL CONDITIONS	23deg. C, 70%RH	INPUT POWER	AC 120V/60HZ
TESTED BY	Jace Hu		
ANTENNA POLARITY & TEST DISTANCE: VERTICAL AT 3 M			

Rg	Frequency [MHz]	PK+ Level [dBm]	PK+ Limit [dBm]	PK+ Margin [dB]	Correction [dB]	Polarization	Azimuth [deg]	Antenna Height [m]
2	1,322.500	-56.39	-13.00	43.39	13.96	V	1	1
5	7,719.500	-38.28	-13.00	25.28	32.97	V	359	1





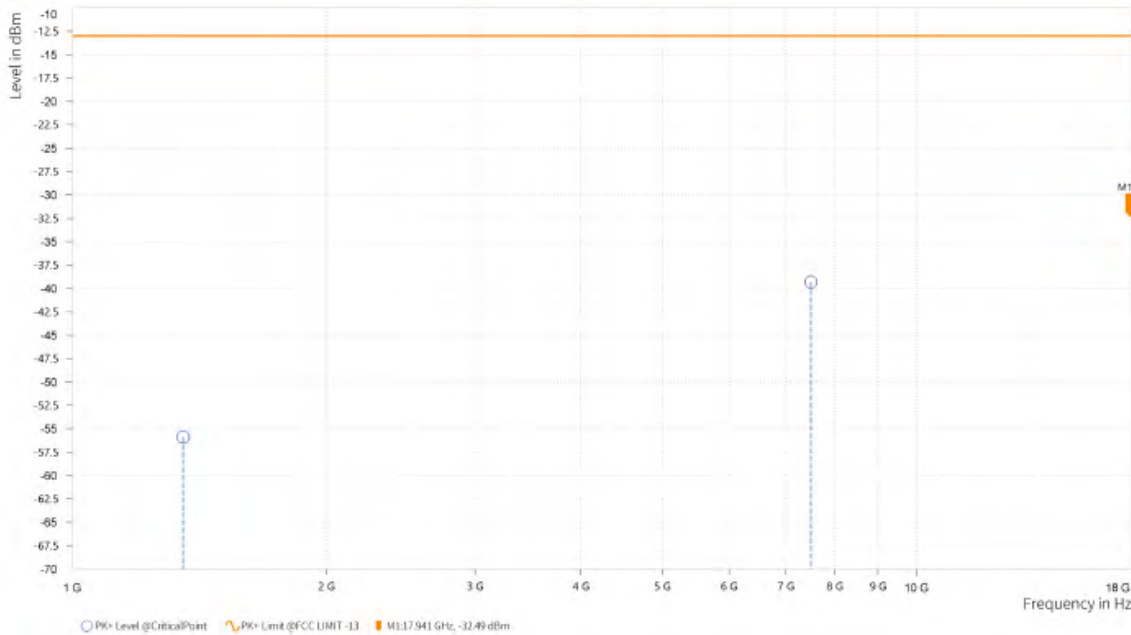
**BUREAU
VERITAS**

Test Report No.: W7L-P23030016RF12

CH 136100:

MODE	TX channel 136100	FREQUENCY RANGE	Above 1000MHz
ENVIRONMENTAL CONDITIONS	23deg. C, 70%RH	INPUT POWER	AC 120V/60HZ
TESTED BY	Jace Hu		
ANTENNA POLARITY & TEST DISTANCE: HORIZONTAL AT 3 M			

Rg	Frequency [MHz]	PK+ Level [dBm]	PK+ Limit [dBm]	PK+ Margin [dB]	Correction [dB]	Polarization	Azimuth [deg]	Antenna Height [m]
2	1,353.000	-55.91	-13.00	42.91	14.18	H	359	2
5	7,496.500	-39.31	-13.00	26.31	31.83	H	87.8	2

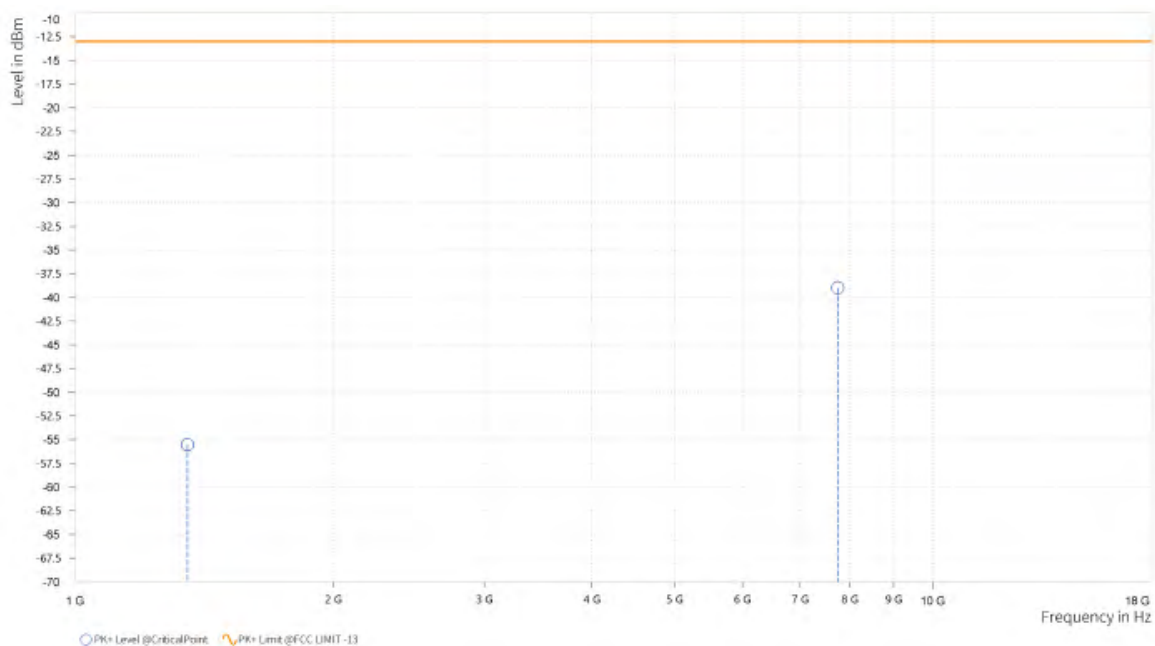




Test Report No.: W7L-P23030016RF12

MODE	TX channel 136100	FREQUENCY RANGE	Above 1000MHz
ENVIRONMENTAL CONDITIONS	23deg. C, 70%RH	INPUT POWER	AC 120V/60HZ
TESTED BY	Jace Hu		
ANTENNA POLARITY & TEST DISTANCE: VERTICAL AT 3 M			

Rg	Frequency [MHz]	PK+ Level [dBm]	PK+ Limit [dBm]	PK+ Margin [dB]	Correction [dB]	Polarization	Azimuth [deg]	Antenna Height [m]
2	1,352.500	-55.54	-13.00	42.54	13.52	V	65.3	1
5	7,745.500	-38.98	-13.00	25.98	33.03	V	1	1





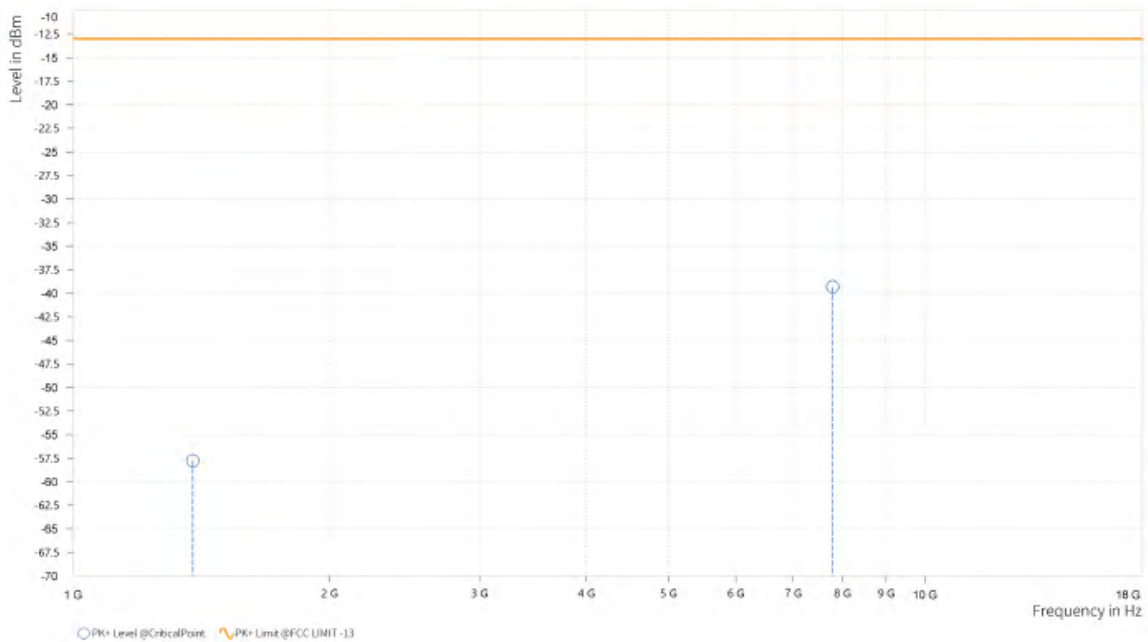
BUREAU VERITAS

Test Report No.: W7L-P23030016RF12

CH 139100:

MODE	TX channel 139100	FREQUENCY RANGE	Above 1000MHz
ENVIRONMENTAL CONDITIONS	23deg. C, 70%RH	INPUT POWER	AC 120V/60HZ
TESTED BY	Jace Hu		
ANTENNA POLARITY & TEST DISTANCE: HORIZONTAL AT 3 M			

Rg	Frequency [MHz]	PK+ Level [dBm]	PK+ Limit [dBm]	PK+ Margin [dB]	Correction [dB]	Polarization	Azimuth [deg]	Antenna Height [m]
2	1,382.000	-57.77	-13.00	44.77	13.74	H	0.9	2
5	7,793.000	-39.31	-13.00	26.31	32.90	H	359	2

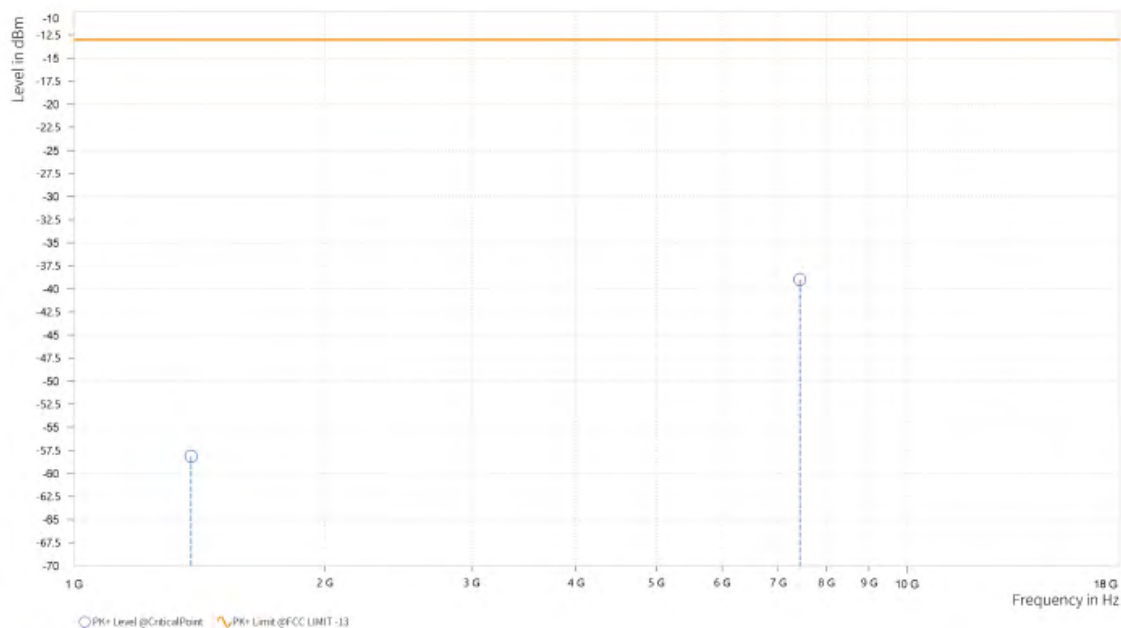




Test Report No.: W7L-P23030016RF12

MODE	TX channel 139100	FREQUENCY RANGE	Above 1000MHz
ENVIRONMENTAL CONDITIONS	23deg. C, 70%RH	INPUT POWER	AC 120V/60HZ
TESTED BY	Jace Hu		
ANTENNA POLARITY & TEST DISTANCE: VERTICAL AT 3 M			

Rg	Frequency [MHz]	PK+ Level [dBm]	PK+ Limit [dBm]	PK+ Margin [dB]	Correction [dB]	Polarization	Azimuth [deg]	Antenna Height [m]
2	1,382.000	-58.13	-13.00	45.13	13.21	V	359	1
5	7,436.000	-38.99	-13.00	25.99	31.74	V	85.4	2



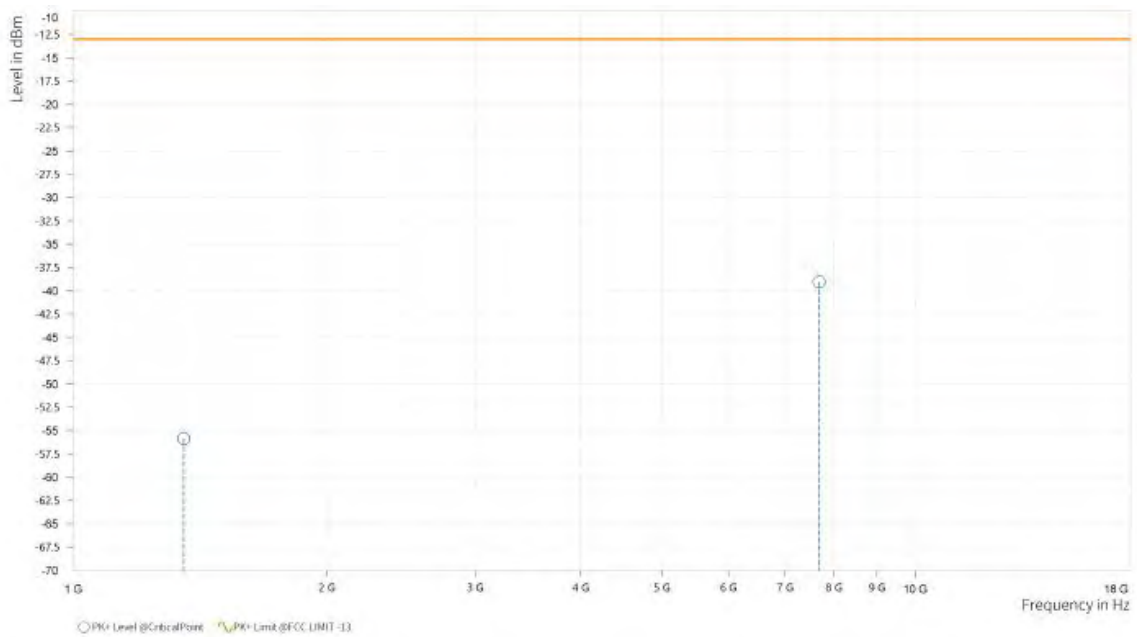


Test Report No.: W7L-P23030016RF12

CHANNEL BANDWIDTH: 10MHz / QPSK

MODE	TX channel 136100	FREQUENCY RANGE	Above 1000MHz
ENVIRONMENTAL CONDITIONS	23deg. C, 70%RH	INPUT POWER	AC 120V/60HZ
TESTED BY	Jace Hu		
ANTENNA POLARITY & TEST DISTANCE: HORIZONTAL AT 3 M			

Rg	Frequency [MHz]	PK+ Level [dBm]	PK+ Limit [dBm]	PK+ Margin [dB]	Correction [dB]	Polarization	Azimuth [deg]	Antenna Height [m]
2	1,352.000	-55.86	-13.00	42.86	14.20	H	359	1
5	7,687.500	-39.05	-13.00	26.05	32.70	H	1	2

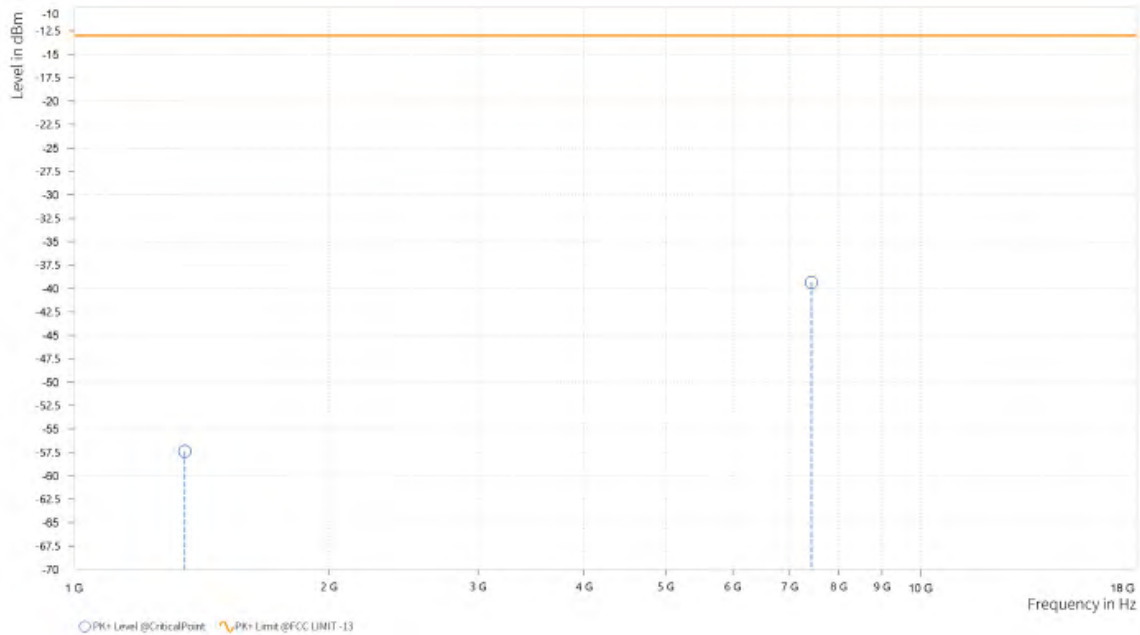




Test Report No.: W7L-P23030016RF12

MODE	TX channel 136100	FREQUENCY RANGE	Above 1000MHz
ENVIRONMENTAL CONDITIONS	23deg. C, 70%RH	INPUT POWER	AC 120V/60HZ
TESTED BY	Jace Hu		
ANTENNA POLARITY & TEST DISTANCE: VERTICAL AT 3 M			

Rg	Frequency [MHz]	PK+ Level [dBm]	PK+ Limit [dBm]	PK+ Margin [dB]	Correction [dB]	Polarization	Azimuth [deg]	Antenna Height [m]
2	1,351.500	-57.39	-13.00	44.39	13.56	V	65.4	1
5	7,432.000	-39.35	-13.00	26.35	31.74	V	86.6	2



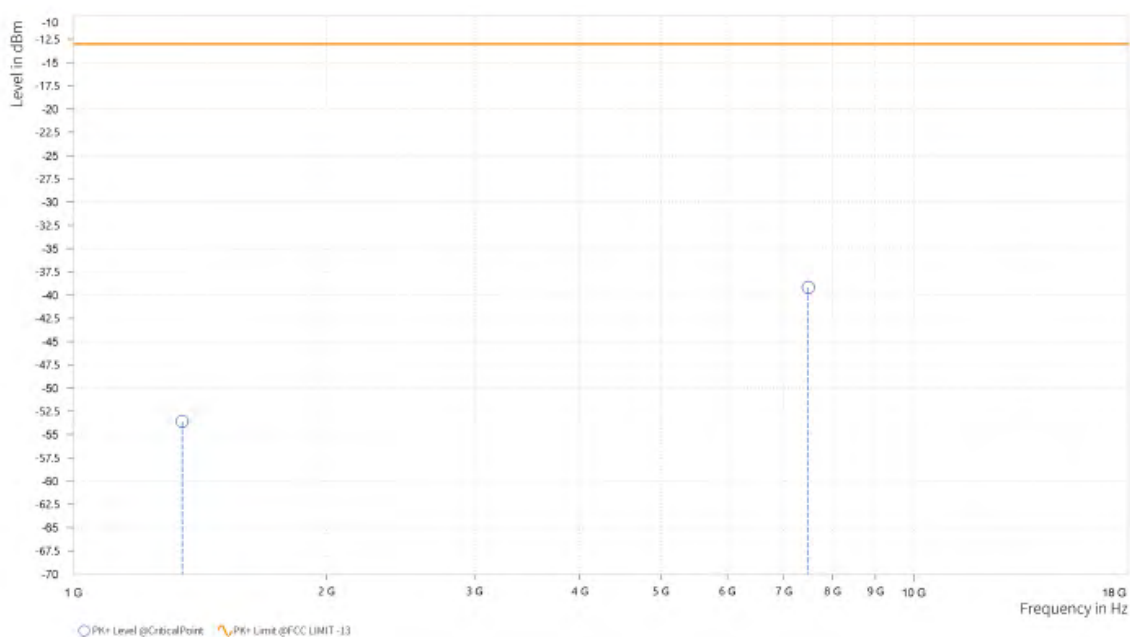


Test Report No.: W7L-P23030016RF12

CHANNEL BANDWIDTH: 15MHz / QPSK

MODE	TX channel 136100	FREQUENCY RANGE	Above 1000MHz
ENVIRONMENTAL CONDITIONS	23deg. C, 70%RH	INPUT POWER	AC 120V/60HZ
TESTED BY	Jace Hu		
ANTENNA POLARITY & TEST DISTANCE: HORIZONTAL AT 3 M			

Rg	Frequency [MHz]	PK+ Level [dBm]	PK+ Limit [dBm]	PK+ Margin [dB]	Correction [dB]	Polarization	Azimuth [deg]	Antenna Height [m]
2	1,347.000	-53.60	-13.00	40.60	14.25	H	359.1	1
5	7,489.000	-39.18	-13.00	26.18	31.78	H	359	2

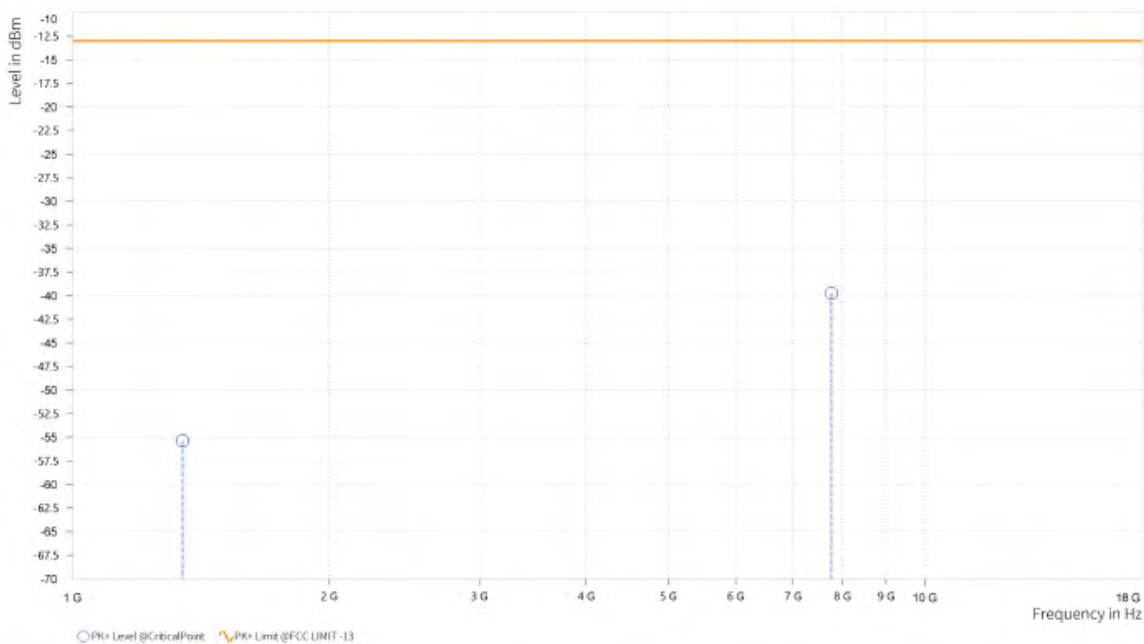




Test Report No.: W7L-P23030016RF12

MODE	TX channel 136100	FREQUENCY RANGE	Above 1000MHz
ENVIRONMENTAL CONDITIONS	23deg. C, 70%RH	INPUT POWER	AC 120V/60HZ
TESTED BY	Jace Hu		
ANTENNA POLARITY & TEST DISTANCE: VERTICAL AT 3 M			

Rg	Frequency [MHz]	PK+ Level [dBm]	PK+ Limit [dBm]	PK+ Margin [dB]	Correction [dB]	Polarization	Azimuth [deg]	Antenna Height [m]
2	1,346.500	-55.37	-13.00	42.37	13.74	V	359.1	1
5	7,767.000	-39.72	-13.00	26.72	33.02	V	1	2





BUREAU VERITAS

Test Report No.: W7L-P23030016RF12

N77 (Part 270): SRS-1(ANT 7)

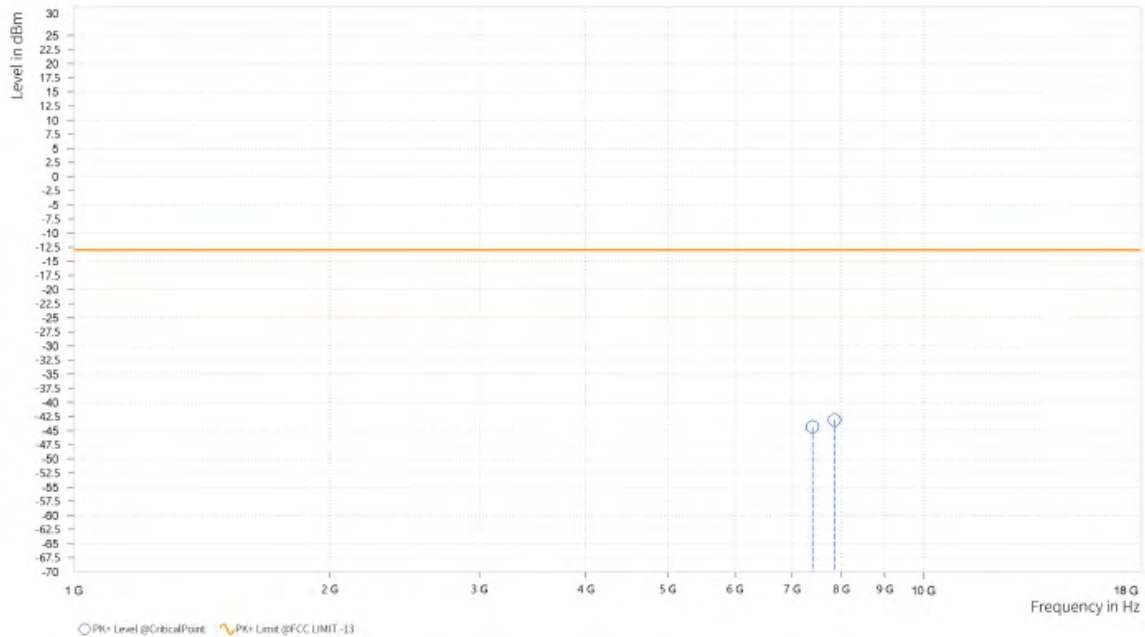
Note: For frequency above 18GHz, the emission was tested 20db below the limit so the data not recorded in the sheet.

CHANNEL BANDWIDTH: 20MHz / QPSK

CH 647334

MODE	TX channel 647334	FREQUENCY RANGE	Above 1000MHz
ENVIRONMENTAL CONDITIONS	23deg. C, 70%RH	INPUT POWER	AC 120V/60HZ
TESTED BY	Jace Hu		
ANTENNA POLARITY & TEST DISTANCE: HORIZONTAL AT 3 M			

Rg	Frequency [MHz]	PK+ Level [dBm]	PK+ Limit [dBm]	PK+ Margin [dB]	Correction [dB]	Polarization	Azimuth [deg]	Antenna Height [m]
5	7,402.000	-44.33	-13.00	31.33	31.56	H	54.4	2
5	7,857.500	-43.11	-13.00	30.11	32.98	H	359	1

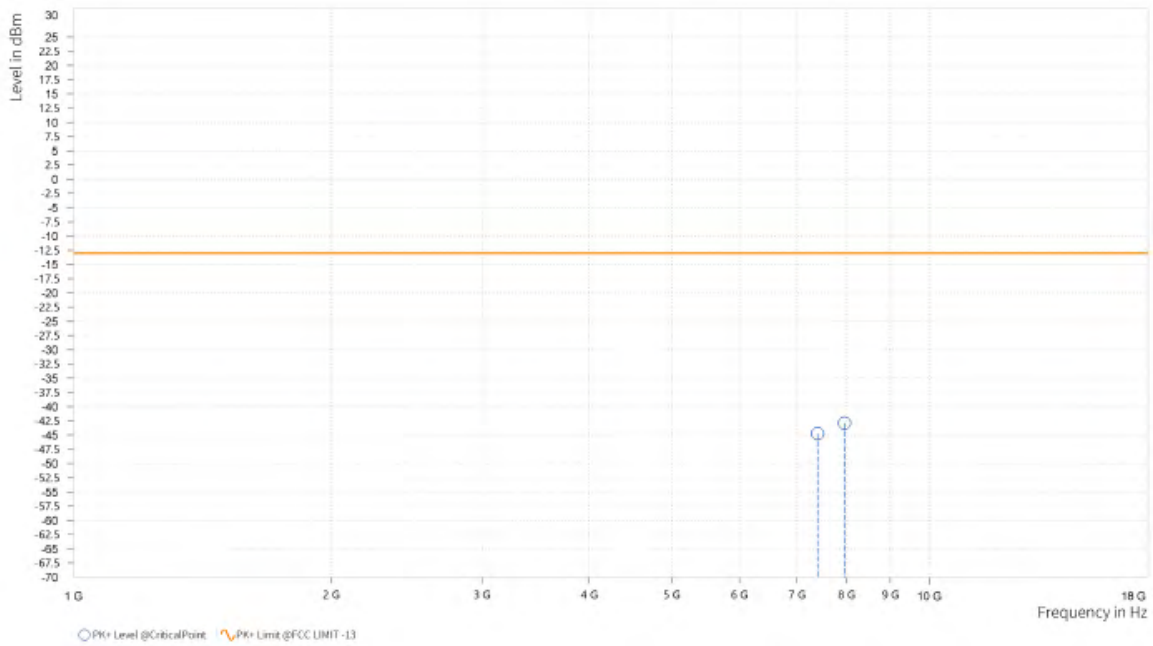




Test Report No.: W7L-P23030016RF12

MODE	TX channel 647334	FREQUENCY RANGE	Above 1000MHz
ENVIRONMENTAL CONDITIONS	23deg. C, 70%RH	INPUT POWER	AC 120V/60HZ
TESTED BY	Jace Hu		
ANTENNA POLARITY & TEST DISTANCE: VERTICAL AT 3 M			

Rg	Frequency [MHz]	PK+ Level [dBm]	PK+ Limit [dBm]	PK+ Margin [dB]	Correction [dB]	Polarization	Azimuth [deg]	Antenna Height [m]
5	7,402.000	-44.76	-13.00	31.76	31.73	V	359	2
5	7,955.500	-42.90	-13.00	29.90	33.23	V	267.4	1





Test Report No.: W7L-P23030016RF12

CH 656000

MODE	TX channel 656000	FREQUENCY RANGE	Above 1000MHz
ENVIRONMENTAL CONDITIONS	23deg. C, 70%RH	INPUT POWER	AC 120V/60HZ
TESTED BY	Jace Hu		
ANTENNA POLARITY & TEST DISTANCE: HORIZONTAL AT 3 M			

Rg	Frequency [MHz]	PK+ Level [dBm]	PK+ Limit [dBm]	PK+ Margin [dB]	Correction [dB]	Polarization	Azimuth [deg]	Antenna Height [m]
5	7,662.000	-44.58	-13.00	31.58	32.48	H	1	1
5	7,952.500	-43.64	-13.00	30.64	32.98	H	271	1

