

Band/BW	Modulation	RB Size	RB Offset	/	Mid CH 23230	/
				/	Frequency 782.0 MHz	/
13/ 10	QPSK	1	0	/	22.44	/
		1	24	/	22.65	/
		1	49	/	22.47	/
		25	0	/	21.74	/
		25	12	/	21.79	/
		25	25	/	21.76	/
		50	0	/	21.73	/
	16QAM	1	0	/	21.71	/
		1	24	/	21.84	/
		1	49	/	21.68	/
		25	0	/	20.71	/
		25	12	/	20.77	/
		25	25	/	20.74	/
		50	0	/	20.75	/
	64QAM	1	0	/	20.79	/
		1	24	/	21.02	/
		1	49	/	20.84	/
		25	0	/	19.77	/
		25	12	/	19.80	/
		25	25	/	19.73	/
		50	0	/	19.82	/



**BUREAU
VERITAS**

Test Report No.: W7L-P23030016RF06

LTE Band 17

Band/BW	Modulation	RB Size	RB Offset	Low CH 23755	Mid CH 23790	High CH 23825
				Frequency 706.5 MHz	Frequency 710 MHz	Frequency 713.5 MHz
17/5	QPSK	1	0	22.04	22.28	22.69
		1	12	22.07	22.26	21.69
		1	24	20.78	20.68	20.90
		12	0	21.37	21.49	21.28
		12	6	21.39	21.12	20.91
		12	13	20.64	20.20	19.90
		25	0	20.96	20.97	20.68
	16QAM	1	0	21.61	21.40	21.81
		1	12	21.57	21.41	20.95
		1	24	20.30	19.88	20.10
		12	0	20.37	20.46	20.33
		12	6	20.40	20.18	20.00
		12	13	19.76	19.19	18.97
		25	0	19.99	19.99	19.82
	64QAM	1	0	20.26	20.55	20.89
		1	12	20.19	20.56	20.08
		1	24	19.06	18.98	19.22
		12	0	19.35	19.46	19.24
		12	6	19.31	19.26	18.81
		12	13	18.68	18.27	17.83
		25	0	18.96	18.93	18.68

Band/BW	Modulation	RB Size	RB Offset	Low CH 23780	Mid CH 23790	High CH 23800
				Frequency 709 MHz	Frequency 710 MHz	Frequency 711 MHz
17/ 10	QPSK	1	0	22.08	22.33	22.70
		1	24	22.13	22.28	21.74
		1	49	20.85	20.73	20.92
		25	0	21.45	21.51	21.33
		25	12	21.41	21.20	20.93
		25	25	20.72	20.26	19.98
		50	0	21.02	20.99	20.74
	16QAM	1	0	21.68	21.45	21.83
		1	24	21.63	21.48	21.00
		1	49	20.37	19.93	20.12
		25	0	20.45	20.48	20.39
		25	12	20.48	20.19	20.02
		25	25	19.80	19.24	19.05
		50	0	20.07	20.00	19.84
	64QAM	1	0	20.30	20.60	20.97
		1	24	20.25	20.58	20.11
		1	49	19.12	19.05	19.27
		25	0	19.42	19.51	19.26
		25	12	19.39	19.28	18.87
		25	25	18.76	18.33	17.91
		50	0	19.00	18.98	18.76



**BUREAU
VERITAS**

Test Report No.: W7L-P23030016RF06

LTE Band 30

Band/BW	Modulation	RB Size	RB Offset	Low CH 27685	Mid CH 27710	High CH 27735
				2307.5 MHz	2310.0 MHz	2312.5 MHz
30/ 5	QPSK	1	0	23.33	23.32	23.32
		1	12	23.24	23.31	23.27
		1	24	23.18	23.17	23.21
		12	0	22.35	22.39	22.36
		12	6	22.31	22.33	22.36
		12	13	22.37	22.43	22.40
		25	0	22.35	22.29	22.35
	16QAM	1	0	22.60	22.62	22.60
		1	12	22.54	22.58	22.54
		1	24	22.56	22.58	22.61
		12	0	21.45	21.44	21.46
		12	6	21.46	21.48	21.51
		12	13	21.47	21.53	21.49
		25	0	21.39	21.46	21.45
	64QAM	1	0	21.70	21.69	21.66
		1	12	21.73	21.80	21.79
		1	24	21.84	21.83	21.80
		12	0	20.35	20.39	20.38
		12	6	20.34	20.41	20.40
		12	13	20.37	20.43	20.40
		25	0	20.43	20.37	20.43



Test Report No.: W7L-P23030016RF06

Band/BW	Modulation	RB Size	RB Offset	/	Mid CH 27710	/
				/	2310.0 MHz	/
30/ 10	QPSK	1	0	/	23.37	/
		1	24	/	23.32	/
		1	49	/	23.22	/
		25	0	/	22.41	/
		25	12	/	22.38	/
		25	25	/	22.45	/
		50	0	/	22.37	/
	16QAM	1	0	/	22.68	/
		1	24	/	22.60	/
		1	49	/	22.63	/
		25	0	/	21.51	/
		25	12	/	21.53	/
		25	25	/	21.55	/
		50	0	/	21.47	/
	64QAM	1	0	/	21.74	/
		1	24	/	21.81	/
		1	49	/	21.88	/
		25	0	/	20.41	/
		25	12	/	20.42	/
		25	25	/	20.45	/
		50	0	/	20.45	/



**BUREAU
VERITAS**

Test Report No.: W7L-P23030016RF06

LTE Band 71

Band/BW	Modulation	RB Size	RB Offset	Low CH 133147	Mid CH 133247	High CH 133447
				Frequency 665.5MHz	Frequency 675.5MHz	Frequency 695.5MHz
71/5	QPSK	1	0	22.65	22.76	22.66
		1	12	22.61	22.66	22.53
		1	24	22.66	22.76	22.72
		12	0	21.68	21.76	21.61
		12	6	21.51	21.72	21.47
		12	13	21.56	21.66	21.57
		25	0	21.48	21.68	21.48
	16QAM	1	0	22.05	22.13	22.07
		1	12	21.92	22.14	21.94
		1	24	22.14	22.17	22.11
		12	0	20.58	20.68	20.47
		12	6	20.52	20.71	20.50
		12	13	20.51	20.60	20.49
		25	0	20.45	20.54	20.46
	64QAM	1	0	20.92	21.05	20.86
		1	12	20.76	20.93	20.75
		1	24	20.84	21.04	20.84
		12	0	20.33	20.38	20.26
		12	6	20.10	20.28	20.13
		12	13	20.21	20.34	20.10
		25	0	20.18	20.37	20.19

Band/BW	Modulation	RB Size	RB Offset	Low CH 133172	Mid CH 133272	High CH 133172
				Frequency 668MHz	Frequency 678MHz	Frequency 693MHz
71/ 10	QPSK	1	0	22.62	22.79	22.66
		1	24	22.61	22.66	22.54
		1	49	22.63	22.80	22.68
		25	0	21.69	21.75	21.64
		25	12	21.57	21.66	21.47
		25	25	21.54	21.63	21.56
		50	0	21.53	21.68	21.45
	16QAM	1	0	22.05	22.10	22.03
		1	24	21.97	22.10	21.97
		1	49	22.14	22.18	22.08
		25	0	20.60	20.66	20.53
		25	12	20.56	20.65	20.55
		25	25	20.50	20.61	20.46
		50	0	20.49	20.53	20.50
	64QAM	1	0	20.91	21.06	20.83
		1	24	20.81	20.89	20.79
		1	49	20.90	20.98	20.81
		25	0	20.31	20.35	20.32
		25	12	20.17	20.27	20.07
		25	25	20.20	20.31	20.12
		50	0	20.23	20.33	20.20

Band/BW	Modulation	RB Size	RB Offset	Low CH 133197	Mid CH 133297	High CH 133397
				Frequency 670.5MHz	Frequency 680.5MHz	Frequency 690.5MHz
71/ 15	QPSK	1	0	22.64	22.78	22.70
		1	37	22.62	22.72	22.50
		1	74	22.63	22.77	22.71
		36	0	21.71	21.77	21.63
		36	19	21.56	21.72	21.46
		36	39	21.56	21.66	21.56
		75	0	21.48	21.68	21.50
	16QAM	1	0	22.10	22.10	22.08
		1	37	21.92	22.12	21.94
		1	74	22.13	22.19	22.11
		36	0	20.65	20.69	20.47
		36	19	20.52	20.70	20.52
		36	39	20.56	20.58	20.46
		75	0	20.45	20.53	20.49
	64QAM	1	0	20.98	21.08	20.80
		1	37	20.77	20.87	20.75
		1	74	20.90	21.04	20.82
		36	0	20.35	20.35	20.33
		36	19	20.11	20.21	20.09
		36	39	20.22	20.38	20.12
		75	0	20.18	20.36	20.18



Test Report No.: W7L-P23030016RF06

Band/BW	Modulation	RB Size	RB Offset	Low CH 133222	Mid CH 133322	High CH 133372
				Frequency 673MHz	Frequency 683MHz	Frequency 688MHz
71/ 20	QPSK	1	0	22.70	22.83	22.71
		1	50	22.63	22.74	22.55
		1	99	22.71	22.84	22.73
		50	0	21.72	21.81	21.66
		50	25	21.59	21.73	21.52
		50	50	21.60	21.71	21.58
		100	0	21.54	21.70	21.53
	16QAM	1	0	22.12	22.18	22.09
		1	50	22.00	22.16	21.99
		1	99	22.16	22.25	22.13
		50	0	20.66	20.74	20.55
		50	25	20.58	20.73	20.56
		50	50	20.58	20.65	20.51
		100	0	20.51	20.61	20.51
	64QAM	1	0	20.99	21.10	20.88
		1	50	20.84	20.95	20.81
		1	99	20.92	21.05	20.86
		50	0	20.37	20.43	20.34
		50	25	20.18	20.29	20.15
		50	50	20.25	20.39	20.18
		100	0	20.24	20.39	20.22



BUREAU
VERITAS

Test Report No.: W7L-P23030016RF06

EIRP

WCDMA IV

Channel	Frequency (MHz)	Conducted Power (dBm)	G _T -L _c (dB)	EIRP (dBm)	EIRP (mW)	Limit (W)
1312	1712.4	23.24	0.4	23.64	231.21	1
1413	1732.6	23.26	0.4	23.66	232.27	1
1513	1752.6	23.33	0.4	23.73	236.05	1

LTE BAND 7

CHANNEL BANDWIDTH: 5MHz QPSK

Channel	Frequency (MHz)	Conducted Power (dBm)	G _T -L _c (dB)	EIRP (dBm)	EIRP (mW)	Limit (W)
20775	2502.5	23.16	-1.5	21.66	146.55	2
21100	2535.0	23.06	-1.5	21.56	143.22	2
21425	2567.5	23.07	-1.5	21.57	143.55	2

CHANNEL BANDWIDTH: 5MHz 16QAM

Channel	Frequency (MHz)	Conducted Power (dBm)	G _T -L _c (dB)	EIRP (dBm)	EIRP (mW)	Limit (W)
20775	2502.5	22.18	-1.5	20.68	116.95	2
21100	2535.0	22.11	-1.5	20.61	115.08	2
21425	2567.5	22.11	-1.5	20.61	115.08	2

CHANNEL BANDWIDTH: 5MHz 64QAM

Channel	Frequency (MHz)	Conducted Power (dBm)	G _T -L _c (dB)	EIRP (dBm)	EIRP (mW)	Limit (W)
20775	2502.5	21.44	-1.5	19.94	98.63	2
21100	2535	21.35	-1.5	19.85	96.61	2
21425	2567.5	21.31	-1.5	19.81	95.72	2



Test Report No.: W7L-P23030016RF06

CHANNEL BANDWIDTH: 10MHz QPSK

Channel	Frequency (MHz)	Conducted Power (dBm)	G _T -L _c (dB)	EIRP (dBm)	EIRP (mW)	Limit (W)
20800	2505.0	23.12	-1.5	21.62	145.21	2
21100	2535.0	23.07	-1.5	21.57	143.55	2
21400	2565.0	23.03	-1.5	21.53	142.23	2

CHANNEL BANDWIDTH: 10MHz 16QAM

Channel	Frequency (MHz)	Conducted Power (dBm)	G _T -L _c (dB)	EIRP (dBm)	EIRP (mW)	Limit (W)
20800	2505.0	22.2	-1.5	20.7	117.49	2
21100	2535.0	22.08	-1.5	20.58	114.29	2
21400	2565.0	22.07	-1.5	20.57	114.02	2

CHANNEL BANDWIDTH: 10MHz 64QAM

Channel	Frequency (MHz)	Conducted Power (dBm)	G _T -L _c (dB)	EIRP (dBm)	EIRP (mW)	Limit (W)
20800	2505	21.46	-1.5	19.96	99.08	2
21100	2535	21.33	-1.5	19.83	96.16	2
21400	2565	21.34	-1.5	19.84	96.38	2



Test Report No.: W7L-P23030016RF06

CHANNEL BANDWIDTH: 15MHz QPSK

Channel	Frequency (MHz)	Conducted Power (dBm)	G _T -L _c (dB)	EIRP (dBm)	EIRP (mW)	Limit (W)
20825	2507.5	23.17	-1.5	21.67	146.89	2
21100	2535.0	23.05	-1.5	21.55	142.89	2
21375	2562.5	23.06	-1.5	21.56	143.22	2

CHANNEL BANDWIDTH: 15MHz 16QAM

Channel	Frequency (MHz)	Conducted Power (dBm)	G _T -L _c (dB)	EIRP (dBm)	EIRP (mW)	Limit (W)
20825	2507.5	22.22	-1.5	20.72	118.03	2
21100	2535.0	22.1	-1.5	20.6	114.82	2
21375	2562.5	22.11	-1.5	20.61	115.08	2

CHANNEL BANDWIDTH: 15MHz 64QAM

Channel	Frequency (MHz)	Conducted Power (dBm)	G _T -L _c (dB)	EIRP (dBm)	EIRP (mW)	Limit (W)
20825	2507.5	21.43	-1.5	19.93	98.4	2
21100	2535	21.32	-1.5	19.82	95.94	2
21375	2562.5	21.37	-1.5	19.87	97.05	2



BUREAU
VERITAS

Test Report No.: W7L-P23030016RF06

CHANNEL BANDWIDTH: 20MHz QPSK

Channel	Frequency (MHz)	Conducted Power (dBm)	G _T -L _c (dB)	EIRP (dBm)	EIRP (mW)	Limit (W)
20850	2510.0	23.2	-1.5	21.7	147.91	2
21100	2535.0	23.11	-1.5	21.61	144.88	2
21350	2560.0	23.08	-1.5	21.58	143.88	2

CHANNEL BANDWIDTH: 20MHz 16QAM

Channel	Frequency (MHz)	Conducted Power (dBm)	G _T -L _c (dB)	EIRP (dBm)	EIRP (mW)	Limit (W)
20850	2510.0	22.25	-1.5	20.75	118.85	2
21100	2535.0	22.16	-1.5	20.66	116.41	2
21350	2560.0	22.13	-1.5	20.63	115.61	2

CHANNEL BANDWIDTH: 20MHz 64QAM

Channel	Frequency (MHz)	Conducted Power (dBm)	G _T -L _c (dB)	EIRP (dBm)	EIRP (mW)	Limit (W)
20850	2510	21.48	-1.5	19.98	99.54	2
21100	2535	21.4	-1.5	19.9	97.72	2
21350	2560	21.39	-1.5	19.89	97.5	2

REMARKS: ERP Output Power (dBm) = EIRP (dBm) -2.15(dB).



BUREAU
VERITAS

Test Report No.: W7L-P23030016RF06

LTE BAND 12

CHANNEL BANDWIDTH: 1.4MHz QPSK

Channel	Frequency (MHz)	Conducted Power (dBm)	G _T -L _c (dB)	ERP (dBm)	ERP (mW)	Limit (W)
23017	699.7	22.33	-2.5	17.68	58.61	3
23095	707.5	22.21	-2.5	17.56	57.02	3
23173	715.3	22.37	-2.5	17.72	59.16	3

CHANNEL BANDWIDTH: 1.4MHz 16QAM

Channel	Frequency (MHz)	Conducted Power (dBm)	G _T -L _c (dB)	ERP (dBm)	ERP (mW)	Limit (W)
23017	699.7	21.57	-2.5	16.92	49.2	3
23095	707.5	21.44	-2.5	16.79	47.75	3
23173	715.3	21.64	-2.5	16.99	50	3

CHANNEL BANDWIDTH: 1.4MHz 64QAM

Channel	Frequency (MHz)	Conducted Power (dBm)	G _T -L _c (dB)	ERP (dBm)	ERP (mW)	Limit (W)
23017	699.7	20.6	-2.5	15.95	39.36	3
23095	707.5	20.56	-2.5	15.91	38.99	3
23173	715.3	20.69	-2.5	16.04	40.18	3

CHANNEL BANDWIDTH: 3MHz QPSK

Channel	Frequency (MHz)	Conducted Power (dBm)	G _T -L _c (dB)	ERP (dBm)	ERP (mW)	Limit (W)
23025	700.5	22.29	-2.5	17.64	58.08	3
23095	707.5	22.23	-2.5	17.58	57.28	3
23165	714.5	22.37	-2.5	17.72	59.16	3

CHANNEL BANDWIDTH: 3MHz 16QAM

Channel	Frequency (MHz)	Conducted Power (dBm)	G _T -L _c (dB)	ERP (dBm)	ERP (mW)	Limit (W)
23025	700.5	21.6	-2.5	16.95	49.55	3
23095	707.5	21.5	-2.5	16.85	48.42	3
23165	714.5	21.64	-2.5	16.99	50	3

CHANNEL BANDWIDTH: 3MHz 64QAM

Channel	Frequency (MHz)	Conducted Power (dBm)	G _T -L _c (dB)	ERP (dBm)	ERP (mW)	Limit (W)
23025	700.5	20.61	-2.5	15.96	39.45	3
23095	707.5	20.58	-2.5	15.93	39.17	3
23165	714.5	20.69	-2.5	16.04	40.18	3

CHANNEL BANDWIDTH: 5MHz QPSK

Channel	Frequency (MHz)	Conducted Power (dBm)	G _T -L _c (dB)	ERP (dBm)	ERP (mW)	Limit (W)
23035	701.5	22.3	-2.5	17.65	58.21	3
23095	707.5	22.19	-2.5	17.54	56.75	3
23155	713.5	22.41	-2.5	17.76	59.7	3

CHANNEL BANDWIDTH: 5MHz 16QAM

Channel	Frequency (MHz)	Conducted Power (dBm)	G _T -L _c (dB)	ERP (dBm)	ERP (mW)	Limit (W)
23035	701.5	21.6	-2.5	16.95	49.55	3
23095	707.5	21.46	-2.5	16.81	47.97	3
23155	713.5	21.63	-2.5	16.98	49.89	3

CHANNEL BANDWIDTH: 5MHz 64QAM

Channel	Frequency (MHz)	Conducted Power (dBm)	G _T -L _c (dB)	ERP (dBm)	ERP (mW)	Limit (W)
23035	701.5	20.54	-2.5	15.89	38.82	3
23095	707.5	20.63	-2.5	15.98	39.63	3
23155	713.5	20.69	-2.5	16.04	40.18	3



**BUREAU
VERITAS**

Test Report No.: W7L-P23030016RF06

CHANNEL BANDWIDTH: 10MHz QPSK

Channel	Frequency (MHz)	Conducted Power (dBm)	G _T -L _c (dB)	ERP (dBm)	ERP (mW)	Limit (W)
23060	704	22.35	-2.5	17.7	58.88	3
23095	707.5	22.27	-2.5	17.62	57.81	3
23130	711	22.42	-2.5	17.77	59.84	3

CHANNEL BANDWIDTH: 10MHz 16QAM

Channel	Frequency (MHz)	Conducted Power (dBm)	G _T -L _c (dB)	ERP (dBm)	ERP (mW)	Limit (W)
23060	704	21.62	-2.5	16.97	49.77	3
23095	707.5	21.51	-2.5	16.86	48.53	3
23130	711	21.65	-2.5	17	50.12	3

CHANNEL BANDWIDTH: 10MHz 64QAM

Channel	Frequency (MHz)	Conducted Power (dBm)	G _T -L _c (dB)	ERP (dBm)	ERP (mW)	Limit (W)
23060	704	20.62	-2.5	15.97	39.54	3
23095	707.5	20.64	-2.5	15.99	39.72	3
23130	711	20.71	-2.5	16.06	40.36	3

REMARKS: ERP Output Power (dBm) = EIRP (dBm) -2.15(dB).



BUREAU
VERITAS

Test Report No.: W7L-P23030016RF06

LTE BAND 13

CHANNEL BANDWIDTH: 5MHz QPSK

Channel	Frequency (MHz)	Conducted Power (dBm)	G _T -L _c (dB)	ERP (dBm)	ERP (mW)	Limit (W)
23205	779.5	22.63	-3	17.48	55.98	3
23230	782	22.57	-3	17.42	55.21	3
23255	784.5	22.64	-3	17.49	56.1	3

CHANNEL BANDWIDTH: 5MHz 16QAM

Channel	Frequency (MHz)	Conducted Power (dBm)	G _T -L _c (dB)	ERP (dBm)	ERP (mW)	Limit (W)
23205	779.5	21.81	-3	16.66	46.34	3
23230	782	21.78	-3	16.63	46.03	3
23255	784.5	21.82	-3	16.67	46.45	3

CHANNEL BANDWIDTH: 5MHz 64QAM

Channel	Frequency (MHz)	Conducted Power (dBm)	G _T -L _c (dB)	ERP (dBm)	ERP (mW)	Limit (W)
23205	779.5	20.99	-3	15.84	38.37	3
23230	782	20.96	-3	15.81	38.11	3
23255	784.5	21	-3	15.85	38.46	3

CHANNEL BANDWIDTH: 10MHz QPSK

Channel	Frequency (MHz)	Conducted Power (dBm)	G _T -L _c (dB)	ERP (dBm)	ERP (mW)	Limit (W)
-	-	-	-	-	-	-
23230	782	22.65	-3	17.5	56.23	3
-	-	-	-	-	-	-

CHANNEL BANDWIDTH: 10MHz 16QAM

Channel	Frequency (MHz)	Conducted Power (dBm)	G _T -L _c (dB)	ERP (dBm)	ERP (mW)	Limit (W)
-	-	-	-	-	-	-
23230	782	21.84	-3	16.69	46.67	3
-	-	-	-	-	-	-

CHANNEL BANDWIDTH: 10MHz 64QAM

Channel	Frequency (MHz)	Conducted Power (dBm)	G _T -L _c (dB)	ERP (dBm)	ERP (mW)	Limit (W)
-	-	-	-	-	-	-
23230	782	21.02	-3	15.87	38.64	3
-	-	-	-	-	-	-

REMARKS: ERP Output Power (dBm) = EIRP (dBm) -2.15(dB).

LTE BAND 17

CHANNEL BANDWIDTH: 5MHz QPSK

Channel	Frequency (MHz)	Conducted Power (dBm)	G _T -L _c (dB)	ERP (dBm)	ERP (mW)	Limit (W)
23755	706.5	22.07	-2.5	17.42	55.21	3
23790	710	22.28	-2.5	17.63	57.94	3
23825	713.5	22.69	-2.5	18.04	63.68	3

CHANNEL BANDWIDTH: 5MHz 16QAM

Channel	Frequency (MHz)	Conducted Power (dBm)	G _T -L _c (dB)	ERP (dBm)	ERP (mW)	Limit (W)
23755	706.5	21.61	-2.5	16.96	49.66	3
23790	710	21.41	-2.5	16.76	47.42	3
23825	713.5	21.81	-2.5	17.16	52	3

CHANNEL BANDWIDTH: 5MHz 64QAM

Channel	Frequency (MHz)	Conducted Power (dBm)	G _T -L _c (dB)	ERP (dBm)	ERP (mW)	Limit (W)
23755	706.5	20.26	-2.5	15.61	36.39	3
23790	710	20.56	-2.5	15.91	38.99	3
23825	713.5	20.89	-2.5	16.24	42.07	3

CHANNEL BANDWIDTH: 10MHz QPSK

Channel	Frequency (MHz)	Conducted Power (dBm)	G _T -L _c (dB)	ERP (dBm)	ERP (mW)	Limit (W)
23780	709	22.13	-2.5	17.48	55.98	3
23790	710	22.33	-2.5	17.68	58.61	3
23800	711	22.7	-2.5	18.05	63.83	3

CHANNEL BANDWIDTH: 10MHz 16QAM

Channel	Frequency (MHz)	Conducted Power (dBm)	G _T -L _c (dB)	ERP (dBm)	ERP (mW)	Limit (W)
23780	709	21.68	-2.5	17.03	50.47	3
23790	710	21.48	-2.5	16.83	48.19	3
23800	711	21.83	-2.5	17.18	52.24	3

CHANNEL BANDWIDTH: 10MHz 64QAM

Channel	Frequency (MHz)	Conducted Power (dBm)	G _T -L _c (dB)	ERP (dBm)	ERP (mW)	Limit (W)
23780	709	20.3	-2.5	15.65	36.73	3
23790	710	20.6	-2.5	15.95	39.36	3
23800	711	20.97	-2.5	16.32	42.85	3

REMARKS: ERP Output Power (dBm) = EIRP (dBm) -2.15(dB).



BUREAU
VERITAS

Test Report No.: W7L-P23030016RF06

LTE BAND 30

CHANNEL BANDWIDTH: 5MHz QPSK

Channel	Frequency (MHz)	Conducted Power (dBm)	G _T -L _c (dB)	EIRP (dBm)	EIRP (mW)	Limit (W/5MHz)
27685	2307.5	23.33	-2.8	20.53	112.98	0.25
27710	2310	23.32	-2.8	20.52	112.72	0.25
27735	2312.5	23.32	-2.8	20.52	112.72	0.25

CHANNEL BANDWIDTH: 5MHz 16QAM

Channel	Frequency (MHz)	Conducted Power (dBm)	G _T -L _c (dB)	EIRP (dBm)	EIRP (mW)	Limit (W/5MHz)
27685	2307.5	22.6	-2.8	19.8	95.5	0.25
27710	2310	22.62	-2.8	19.82	95.94	0.25
27735	2312.5	22.61	-2.8	19.81	95.72	0.25

CHANNEL BANDWIDTH: 5MHz 64QAM

Channel	Frequency (MHz)	Conducted Power (dBm)	G _T -L _c (dB)	EIRP (dBm)	EIRP (mW)	Limit (W/5MHz)
27685	2307.5	21.84	-2.8	19.04	80.17	0.25
27710	2310	21.83	-2.8	19.03	79.98	0.25
27735	2312.5	21.8	-2.8	19	79.43	0.25

CHANNEL BANDWIDTH: 10MHz QPSK

Channel	Frequency (MHz)	Conducted Power (dBm)	G _T -L _c (dB)	EIRP (dBm)	EIRP (mW)	Limit (W/5MHz)
-	-	-	-	-	-	-
27710	2310	23.37	-2.8	20.57	114.02	0.25
-	-	-	-	-	-	-

CHANNEL BANDWIDTH: 10MHz 16QAM

Channel	Frequency (MHz)	Conducted Power (dBm)	G _T -L _c (dB)	EIRP (dBm)	EIRP (mW)	Limit (W/5MHz)
-	-	-	-	-	-	-
27710	2310	22.68	-2.8	19.88	97.27	0.25
-	-	-	-	-	-	-



Test Report No.: W7L-P23030016RF06

CHANNEL BANDWIDTH: 10MHz 64QAM

Channel	Frequency (MHz)	Conducted Power (dBm)	G _T -L _C (dB)	EIRP (dBm)	EIRP (mW)	Limit (W/5MHz)
-	-	-	-	-	-	-
27710	2310	21.88	-2.8	19.08	80.91	0.25
-	-	-	-	-	-	-

REMARKS: ERP Output Power (dBm) = EIRP (dBm) -2.15(dB).



**BUREAU
VERITAS**

Test Report No.: W7L-P23030016RF06

LTE BAND 71

CHANNEL BANDWIDTH: 5MHz QPSK

Channel	Frequency (MHz)	Conducted Power (dBm)	G _T -L _c (dB)	ERP (dBm)	ERP (mW)	Limit (W)
133147	665.5	22.66	-7	13.51	22.44	3
133247	675.5	22.76	-7	13.61	22.96	3
133447	695.5	22.72	-7	13.57	22.75	3

CHANNEL BANDWIDTH: 5MHz 16QAM

Channel	Frequency (MHz)	Conducted Power (dBm)	G _T -L _c (dB)	ERP (dBm)	ERP (mW)	Limit (W)
133147	665.5	22.14	-7	12.99	19.91	3
133247	675.5	22.17	-7	13.02	20.04	3
133447	695.5	22.11	-7	12.96	19.77	3

CHANNEL BANDWIDTH: 5MHz 64QAM

Channel	Frequency (MHz)	Conducted Power (dBm)	G _T -L _c (dB)	ERP (dBm)	ERP (mW)	Limit (W)
133147	665.5	20.92	-7	11.77	15.03	3
133247	675.5	21.05	-7	11.9	15.49	3
133447	695.5	20.86	-7	11.71	14.83	3



Test Report No.: W7L-P23030016RF06

CHANNEL BANDWIDTH: 10MHz QPSK

Channel	Frequency (MHz)	Conducted Power (dBm)	G _T -L _c (dB)	ERP (dBm)	ERP (mW)	Limit (W)
133172	668	22.63	-7	13.48	22.28	3
133272	678	22.8	-7	13.65	23.17	3
133422	693	22.68	-7	13.53	22.54	3

CHANNEL BANDWIDTH: 10MHz 16QAM

Channel	Frequency (MHz)	Conducted Power (dBm)	G _T -L _c (dB)	ERP (dBm)	ERP (mW)	Limit (W)
133172	668	22.14	-7	12.99	19.91	3
133272	678	22.18	-7	13.03	20.09	3
133422	693	22.08	-7	12.93	19.63	3

CHANNEL BANDWIDTH: 10MHz 64QAM

Channel	Frequency (MHz)	Conducted Power (dBm)	G _T -L _c (dB)	ERP (dBm)	ERP (mW)	Limit (W)
133172	668	20.91	-7	11.76	15	3
133272	678	21.06	-7	11.91	15.52	3
133422	693	20.83	-7	11.68	14.72	3



Test Report No.: W7L-P23030016RF06

CHANNEL BANDWIDTH: 15MHz QPSK

Channel	Frequency (MHz)	Conducted Power (dBm)	G _T -L _c (dB)	ERP (dBm)	ERP (mW)	Limit (W)
133197	670.5	22.64	-7	13.49	22.34	3
133297	680.5	22.78	-7	13.63	23.07	3
133397	690.5	22.71	-7	13.56	22.7	3

CHANNEL BANDWIDTH: 15MHz 16QAM

Channel	Frequency (MHz)	Conducted Power (dBm)	G _T -L _c (dB)	ERP (dBm)	ERP (mW)	Limit (W)
133197	670.5	22.13	-7	12.98	19.86	3
133297	680.5	22.19	-7	13.04	20.14	3
133397	690.5	22.11	-7	12.96	19.77	3

CHANNEL BANDWIDTH: 15MHz 64QAM

Channel	Frequency (MHz)	Conducted Power (dBm)	G _T -L _c (dB)	ERP (dBm)	ERP (mW)	Limit (W)
133197	670.5	20.98	-7	11.83	15.24	3
133297	680.5	21.08	-7	11.93	15.6	3
133397	690.5	20.82	-7	11.67	14.69	3

CHANNEL BANDWIDTH: 20MHz QPSK

Channel	Frequency (MHz)	Conducted Power (dBm)	G _T -L _c (dB)	ERP (dBm)	ERP (mW)	Limit (W)
133222	673	22.71	-7	13.56	22.7	3
133322	683	22.84	-7	13.69	23.39	3
133372	688	22.73	-7	13.58	22.8	3

CHANNEL BANDWIDTH: 20MHz 16QAM

Channel	Frequency (MHz)	Conducted Power (dBm)	G _T -L _c (dB)	ERP (dBm)	ERP (mW)	Limit (W)
133222	673	22.16	-7	13.01	20	3
133322	683	22.25	-7	13.1	20.42	3
133372	688	22.13	-7	12.98	19.86	3

CHANNEL BANDWIDTH: 20MHz 64QAM

Channel	Frequency (MHz)	Conducted Power (dBm)	G _T -L _c (dB)	ERP (dBm)	ERP (mW)	Limit (W)
133222	673	20.99	-7	11.84	15.28	3
133322	683	21.1	-7	11.95	15.67	3
133372	688	20.88	-7	11.73	14.89	3

REMARKS: ERP Output Power (dBm) = EIRP (dBm) -2.15(dB).

3.2 FREQUENCY STABILITY MEASUREMENT

3.2.1 LIMITS OF FREQUENCY STABILITY MEASUREMENT

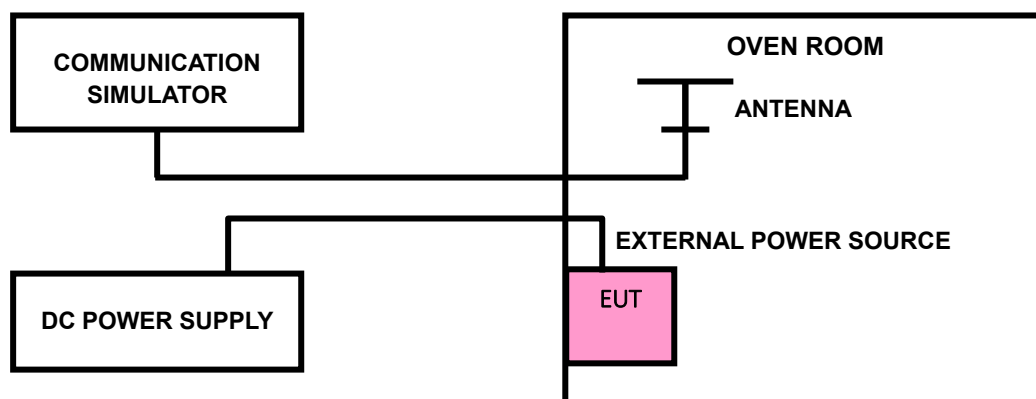
The frequency stability shall be sufficient to ensure that the fundamental emissions stay within the authorized bands of operation.

3.2.2 TEST PROCEDURE

- Device is placed at the oven room. The oven room could control the temperatures and humidity. Power warm up is at least 15 min and power applied should perform before recording frequency error.
- EUT is connected the external power supply to control the DC input power. The test voltage range is from minimum to maximum working voltage. Each step shall be record the frequency error rate.
- The temperature range step is 10 degrees in this test items. All temperature levels shall be hold the $\pm 0.5^{\circ}\text{C}$ during the measurement testing. The each temperature step shall be at least 0.5 hours, consider the EUT could be test under the stability condition.

NOTE: The frequency error was recorded frequency error from the communication simulator.

3.2.3 TEST SETUP





Test Report No.: W7L-P23030016RF06

3.2.4 TEST RESULTS

Please Refer to Appendix Of this test report.

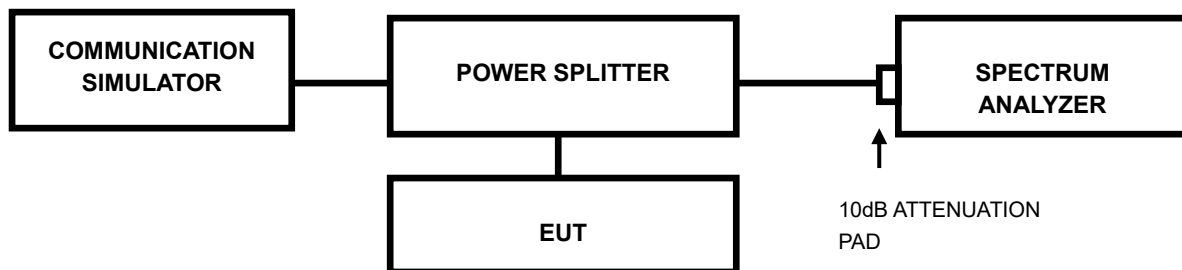
Note: VL = Low voltage(3.6V); VN/NV = Normal voltage(3.7V); VH = High voltage(4.2V);
NT = Normal temperature (25°C)

3.3 OCCUPIED BANDWIDTH MEASUREMENT

3.3.1 LIMITS OF OCCUPIED BANDWIDTH MEASUREMENT

The width of a frequency band such that, below the lower and above the upper frequency limits, the mean powers emitted are each equal to a specified percentage 0.5 % of the total mean power of a given emission.

3.3.2 TEST SETUP



3.3.3 TEST PROCEDURES

- The conducted occupied bandwidth used the power splitter via EUT RF power connector between simulation base station and spectrum analyzer.
- Use OBW measurement function of Spectrum analyzer to measure 99 % occupied bandwidth.



Test Report No.: W7L-P23030016RF06

3.3.4 TEST RESULTS

Please Refer to Appendix Of this test report.

3.4 BAND EDGE MEASUREMENT

3.4.1 LIMITS OF BAND EDGE MEASUREMENT

According to FCC 27.53(c) specified that For operations in the 746-758 MHz band and the 776-788 MHz band , the power of any emission shall be attenuated outside the band below the transmitter power (P) by at least $43 + 10 \log (P)$ dB. However, in the 100 kilohertz bands immediately outside and adjacent to a licensee's frequency block, a resolution bandwidth of at least 30 kHz may be employed. In addition, the power of any unwanted emission in a 6.25kHz bandwidth for all frequencies between 763-775 MHz and 793-806 MHz shall be attenuated below the transmitter power, P(dBW), by at least $65 + 10 \log 10p(P)$, dB, for mobile and portable equipment.

According to FCC 27.53(g) specified that For operations in the 600 MHz band and the 698-746 MHz band, the power of any emission outside a licensee's frequency band(s) of operation shall be attenuated below the transmitter power (P) within the licensed band(s) of operation, measured in watts, by at least $43 + 10 \log (P)$ dB. However, in the 100 kilohertz bands immediately outside and adjacent to a licensee's frequency block, a resolution bandwidth of at least 30 kHz may be employed.

According to FCC 27.53(h) specified that For operations in the 1710-1755 MHz band, the power of any emission outside a licensee's frequency band(s) of operation shall be attenuated below the transmitter power (P) within the licensed band(s) of operation, measured in watts, by at least $43 + 10 \log (P)$ dB. However, in the 1 megahertz bands immediately outside and adjacent to the licensee's frequency block, a resolution bandwidth of at least one percent of the emission bandwidth of the fundamental emission of the transmitter may be employed.

According to FCC 27.53(m)(4) specified that For mobile digital stations, the attenuation factor shall be not less than $40 + 10 \log (P)$ dB on all frequencies between the channel edge and 5 megahertz from the channel edge, $43 + 10 \log (P)$ dB on all frequencies between 5 megahertz and X megahertz from the channel edge, and $55 + 10 \log (P)$ dB on all frequencies more than X megahertz from the channel edge, where X is the greater of 6 megahertz or the actual emission bandwidth as defined in paragraph (m)(6) of this section. In addition, the attenuation factor shall not be less that $43 + 10 \log (P)$ dB on all frequencies between 2490.5 MHz and 2496 MHz and $55 + 10 \log (P)$ dB at or below 2490.5 MHz. Mobile Satellite Service licensees operating on frequencies below 2495 MHz may also submit a documented interference complaint against BRS licensees operating on channel BRS Channel 1 on the same terms and conditions as adjacent channel BRS or EBS licensees. For mobile digital stations, in the 1 megahertz bands immediately outside and adjacent to the frequency block a resolution bandwidth of at least two percent may be employed.

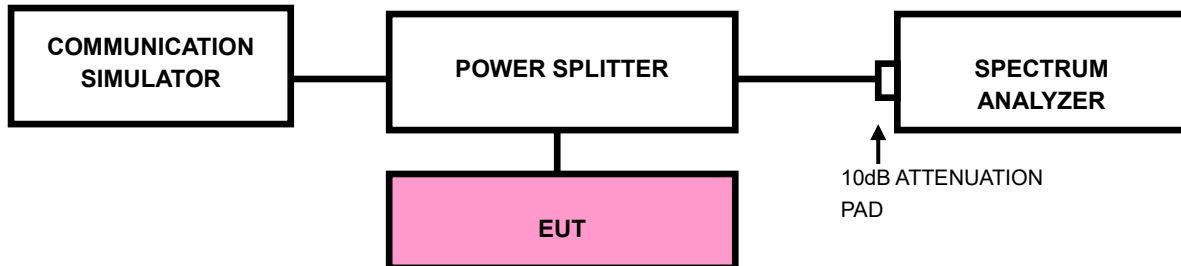


Test Report No.: W7L-P23030016RF06

According to FCC 27.53(a)(4) specified that For mobile and portable stations operating in the 2305-2315 MHz and 2350-2360 MHz bands:

- (i) By a factor of not less than: $43 + 10 \log (P)$ dB on all frequencies between 2305 and 2320 MHz and on all frequencies between 2345 and 2360 MHz that are outside the licensed band(s) of operation, not less than $55 + 10 \log (P)$ dB on all frequencies between 2320 and 2324 MHz and on all frequencies between 2341 and 2345 MHz, not less than $61 + 10 \log (P)$ dB on all frequencies between 2324 and 2328 MHz and on all frequencies between 2337 and 2341 MHz, and not less than $67 + 10 \log (P)$ dB on all frequencies between 2328 and 2337 MHz;
- (ii) By a factor of not less than $43 + 10 \log (P)$ dB on all frequencies between 2300 and 2305 MHz, $55 + 10 \log (P)$ dB on all frequencies between 2296 and 2300 MHz, $61 + 10 \log (P)$ dB on all frequencies between 2292 and 2296 MHz, $67 + 10 \log (P)$ dB on all frequencies between 2288 and 2292 MHz, and $70 + 10 \log (P)$ dB below 2288 MHz;
- (iii) By a factor of not less than $43 + 10 \log (P)$ dB on all frequencies between 2360 and 2365 MHz, and not less than $70 + 10 \log (P)$ dB above 2365 MHz.

3.4.2 TEST SETUP





3.4.3 TEST PROCEDURES

- a) All measurements were done at low and high operational frequency range
- b) Connect the transmitter to the spectrum analyzer via coaxial cable while ensuring proper impedance matching.
- c) Tune the analyzer to the nominal center frequency of the emission bandwidth
(EBW)
- d) .Set the resolution bandwidth (RBW) $\geq 1\%$ EBW in the 1MHz band immediately outside and adjacent to the band edge.
- e) Beyond the 1MHz band from the band edge, RBW=1MHz was used.
- f) Set the video bandwidth (VBW) to $\geq 3 \times$ RBW.
- g) Select the average power (RMS) display detector.
- h) Set the number of measurement points to ≥ 1001 .
- i) Use auto-coupled sweep time.
- j) Perform the measurement over an interval of time when the transmission is continuous and at its maximum power level.
- k) The RF fundamental frequency should be excluded against the limit line in the operating frequency band and use RBW is 10KHz or 100KHz.
- l) Record the max trace plot into the test report.



Test Report No.: W7L-P23030016RF06

3.4.4 TEST RESULTS

Please Refer to Appendix Of this test report.