

## Appendix C. Setup Photographs


### <Radiated Emission>

X Plane with Earphone for Cellular Band

LF



HF




**Y Plane with Adapter for AWS Band**

**LF**



**HF**




Z Plane with Adapter for PCS Band

LF



HF



————THE END————