



FCC RADIO TEST REPORT

FCC ID : ZL5S62PRO
Equipment : Rugged Smart Phone
Brand Name : CAT
Model Name : S62 Pro
Applicant : Bullitt Group
One Valpy, Valpy Street, Reading,
Berkshire, England RG1 1AR
Standard : FCC 47 CFR Part 2, 22(H), 24(E), 27

The product was received on Dec. 07, 2020 and testing was started from Dec. 13, 2020 and completed on Dec. 24, 2020. We, SPORTON INTERNATIONAL INC. EMC & Wireless Communications Laboratory, would like to declare that the tested sample has been evaluated in accordance with the test procedures given in ANSI / TIA-603-E and has been in compliance with the applicable technical standards.

The test results in this report apply exclusively to the tested model / sample. Without written approval of SPORTON INTERNATIONAL INC. EMC & Wireless Communications Laboratory, the test report shall not be reproduced except in full.

Louis Wu

Approved by: Louis Wu

SPORTON INTERNATIONAL INC. EMC & Wireless Communications Laboratory

No. 52, Huaya 1st Rd., Guishan Dist., Taoyuan City, Taiwan (R.O.C.)



Table of Contents

History of this test report..... 3

Summary of Test Result..... 4

1 General Description 6

 1.1 Product Feature of Equipment Under Test..... 6

 1.2 Modification of EUT 6

 1.3 Testing Location 7

 1.4 Applicable Standards..... 8

2 Test Configuration of Equipment Under Test 9

 2.1 Test Mode..... 9

 2.2 Connection Diagram of Test System..... 15

 2.3 Support Unit used in test configuration and system 15

 2.4 Measurement Results Explanation Example..... 15

 2.5 Frequency List of Low/Middle/High Channels 16

3 Conducted Test Items..... 24

 3.1 Measuring Instruments 24

 3.2 Conducted Output Power and ERP/EIRP 25

 3.3 Peak-to-Average Ratio 26

 3.4 Occupied Bandwidth..... 27

 3.5 Conducted Band Edge 28

 3.6 Conducted Spurious Emission 30

 3.7 Frequency Stability 31

4 Radiated Test Items 32

 4.1 Measuring Instruments 32

 4.2 Radiated Spurious Emission Measurement 34

5 List of Measuring Equipment..... 35

6 Uncertainty of Evaluation..... 36

Appendix A. Test Results of Conducted and ERP/EIRP Test

Appendix B. Test Results of Radiated Test

Appendix C. Test Setup Photographs



Summary of Test Result

Report Clause	Ref Std. Clause	Test Items	Result (PASS/FAIL)	Remark
3.2	§2.1046	Conducted Output Power	Reporting only	-
	§22.913 (a)(2)	Effective Radiated Power (Band 5) (Band 26)	Pass	
	§27.50 (b)(10) §27.50 (c)(10)	Effective Radiated Power (Band 12) (Band 13) (Band 17) (Band 71)		
	§24.232 (c) §27.50 (h)(2)	Equivalent Isotropic Radiated Power (Band 2) (Band 25) (Band 7) (Band 41)		
	§27.50 (d)(4)	Equivalent Isotropic Radiated Power (Band 4) (Band 66)		
3.3	§24.232 (d) §27.50 (d)(5)	Peak-to-Average Ratio	Pass	-
3.4	§2.1049	Occupied Bandwidth	Reporting only	-
3.5	§2.1051 §22.917 (a) §24.238 (a) §27.53 (c)(2)(4) §27.53 (g) §27.53 (h)	Conducted Band Edge Measurement (Band 2) (Band 4) (Band 5) (Band 12) (Band 13) (Band 17) (Band 25) (Band 26) (Band 66) (Band 71)	Pass	-
	§2.1051 §27.53 (m)(4)	Conducted Band Edge Measurement (Band 7) (Band 41)		
3.6	§2.1051 §22.917 (a) §24.238 (a) §27.53 (c)(2) §27.53 (g) §27.53 (h)	Conducted Spurious Emission (Band 2) (Band 4) (Band 5) (Band 12) (Band 13) (Band 17) (Band 25) (Band 26) (Band 66) (Band 71)	Pass	-
	§2.1051 §27.53 (m)(4)	Conducted Spurious Emission (Band 7) (Band 41)		
3.7	§2.1055 §22.355 §24.235 §27.54	Frequency Stability Temperature & Voltage	Pass	-



Report Clause	Ref Std. Clause	Test Items	Result (PASS/FAIL)	Remark
4.2	§2.1053 §22.917 (a) §24.238 (a) §27.53 (c)(2) §27.53 (f) §27.53 (g) §27.53 (h)	Radiated Spurious Emission (Band 2) (Band 4) (Band 5) (Band 12) (Band 13) (Band 17) (Band 25) (Band 26) (Band 66) (Band 71)	Pass	Under limit 1.98 dB at 10107.000 MHz for Main Antenna
	§2.1051 §27.53 (m)(4)	Radiated Spurious Emission (Band 7) (Band 41)		Under limit 14.71 dB at 7046.000 MHz for Diversity Antenna

Declaration of Conformity:

The test results with all measurement uncertainty excluded are presented in accordance with the regulation limits or requirements declared by manufacturers.

Comments and Explanations:

The declared of product specification for EUT presented in the report are provided by the manufacturer, and the manufacturer takes all the responsibilities for the accuracy of product specification.

Reviewed by: Wii Chang

Report Producer: Vivian Hsu



1 General Description

1.1 Product Feature of Equipment Under Test

GSM/WCDMA/LTE, Bluetooth, Wi-Fi 2.4GHz 802.11b/g/n, Wi-Fi 5GHz 802.11a/n/ac, NFC and GNSS.

Product Specification subjective to this standard	
Sample 1	Dual SIM
Sample 2	Single SIM
Antenna Type	WWAN <Main 1>: PIFA Antenna <Main 2>: PIFA Antenna <Diversity 1>: PIFA Antenna <Diversity 2>: Loop Antenna WLAN 2.4GHz: PIFA Antenna WLAN 5GHz: Mono Pole Antenna Bluetooth: PIFA Antenna GPS/Glonass/BDS/Galileo/SBAS: PIFA Antenna NFC: Loop Antenna
Antenna Gain	<Main 1> LTE Band 2: 2.9dBi LTE Band 4: 2.9dBi LTE Band 5: -0.8dBi LTE Band 12: -1.6dBi LTE Band 13: -0.9dBi LTE Band 17: -1.6dBi LTE Band 25: 2.9dBi LTE Band 26: -0.8dBi LTE Band 66: 2.9dBi LTE Band 71: -1.3dBi <Main 2> LTE Band 7: -2.7dBi LTE Band 41: -2.7dBi <Diversity 1> LTE Band 4: -1.7dBi LTE Band 12: -4.2dBi LTE Band 17: -4.2dBi LTE Band 66: -1.8dBi LTE Band 71: -4.1dBi

Remark:

1. The samples have same layout, circuit and components but different SIM tray. The phone software will identify the loaded sim card combinations whether with single sim card or dual sim cards.
2. The above EUT's information was declared by manufacturer. Please refer to Comments and Explanations in report summary.

1.2 Modification of EUT

No modifications are made to the EUT during all test items.



1.3 Testing Location

Test Site	SPORTON INTERNATIONAL INC. EMC & Wireless Communications Laboratory
Test Site Location	No.52, Huaya 1st Rd., Guishan Dist., Taoyuan City, Taiwan (R.O.C.) TEL: +886-3-327-3456 FAX: +886-3-328-4978
Test Site No.	Sporton Site No. TH05-HY
Test Engineer	Bryant Liu
Temperature	23~24°C
Relative Humidity	55~56%

Test Site	SPORTON INTERNATIONAL INC. EMC & Wireless Communications Laboratory
Test Site Location	No.58, Aly. 75, Ln. 564, Wenhua 3rd, Rd., Guishan Dist., Taoyuan City, Taiwan (R.O.C.) TEL: +886-3-327-0868 FAX: +886-3-327-0855
Test Site No.	Sporton Site No. 03CH12-HY
Test Engineer	Jack Cheng, Lance Chiang and Chuan Chu
Temperature	22.3~26.4°C
Relative Humidity	58~66%

Note: The test site complies with ANSI C63.4 2014 requirement.

FCC Designation No.: TW1190 and TW0007



1.4 Applicable Standards

According to the specifications of the manufacturer, the EUT must comply with the requirements of the following standards:

- ♦ ANSI C63.26-2015
- ♦ ANSI / TIA-603-E
- ♦ FCC 47 CFR Part 2, 22(H), 24(E), 27
- ♦ FCC KDB 971168 D01 Power Meas. License Digital Systems v03r01
- ♦ FCC KDB 412172 D01 Determining ERP and EIRP v01r01
- ♦ FCC KDB 414788 D01 Radiated Test Site v01r01.

Remark:

1. All test items were verified and recorded according to the standards and without any deviation during the test.
2. This EUT has also been tested and complied with the requirements of FCC Part 15, Subpart B, recorded in a separate test report.
3. The TAF code is not including all the FCC KDB listed without accreditation.



2 Test Configuration of Equipment Under Test

2.1 Test Mode

Antenna port conducted and radiated test items listed below are performed according to KDB 971168 D01 Power Meas. License Digital Systems v03r01 with maximum output power.

For radiated measurement, pre-scanned in three orthogonal panels, X, Y, Z and Accessory (Adapter or Earphone). The worst cases (SIM 1: Main Antenna: X Plane for LTE Band 5B, 13, 41C; Y Plane with Earphone for LTE Band 41, 66, 71; Z Plane for LTE Band 25; Z Plane with Adapter for LTE Band 7; Diversity Antenna: X Plane with Adapter for LTE Band 71; Y Plane with Adapter for LTE Band 66; SIM 2: Main Antenna: X Plane with Earphone for LTE Band 12, 26; Diversity Antenna: X Plane with Earphone for LTE Band 12) were recorded in this report.

Test Items	Band	Bandwidth (MHz)						Modulation			RB #			Test Channel		
		1.4	3	5	10	15	20	QPSK	16QAM	64QAM	1	Half	Full	L	M	H
Max. Output Power	2	v	v	v	v	v	v	v	v	v	v	v	v	v	v	v
	4	v	v	v	v	v	v	v	v	v	v	v	v	v	v	v
	5	v	v	v	v	-	-	v	v	v	v	v	v	v	v	v
	7	-	-	v	v	v	v	v	v	v	v	v	v	v	v	v
	12	v	v	v	v	-	-	v	v	v	v	v	v	v	v	v
	13	-	-	v	v	-	-	v	v	v	v	v	v	v	v	v
	17	-	-	v	v	-	-	v	v	v	v	v	v	v	v	v
	25	v	v	v	v	v	v	v	v	v	v	v	v	v	v	v
	26	v	v	v	v	v	-	v	v	v	v	v	v	v	v	v
	41	-	-	v	v	v	v	v	v	v	v	v	v	v	v	v
	66	v	v	v	v	v	v	v	v	v	v	v	v	v	v	v
71	-	-	v	v	v	v	v	v	v	v	v	v	v	v	v	



Test Items	Band	Bandwidth (MHz)						Modulation			RB #			Test Channel		
		1.4	3	5	10	15	20	QPSK	16QAM	64QAM	1	Half	Full	L	M	H
Peak-to-Average Ratio	2	Covered by Band 25														
	4	Covered by Band 66														
	5	Covered by Band 26														
	7	-	-				v	v	v	v			v		v	
	12				v	v	-	v	v	v			v		v	
	13	-	-		v	v	-	v	v	v			v		v	
	17	Covered by Band 12														
	25						v	v	v	v			v		v	
	26					v	-	v	v	v			v		v	
	41	-	-				v	v	v	v			v		v	
	66						v	v	v	v	v		v		v	
71						v	v	v	v	v		v		v		
26dB and 99% Bandwidth	2	Covered by Band 25														
	4	Covered by Band 66														
	5	Covered by Band 26														
	7	-	-	v	v	v	v	v	v	v			v		v	
	12	v	v	v	v	-	-	v	v	v			v		v	
	13	-	-	v	v	-	-	v	v	v			v		v	
	17	Covered by Band 12														
	25	v	v	v	v	v	v	v	v	v			v		v	
	26	v	v	v	v	v	-	v	v	v			v		v	
	41	-	-	v	v	v	v	v	v	v			v		v	
	66	v	v	v	v	v	v	v	v	v			v		v	
71	-	-	v	v	v	v	v	v	v			v		v		



Test Items	Band	Bandwidth (MHz)						Modulation			RB #			Test Channel			
		1.4	3	5	10	15	20	QPSK	16QAM	64QAM	1	Half	Full	L	M	H	
Conducted Band Edge	2	Covered by Band 25															
	4	Covered by Band 66															
	5	Covered by Band 26															
	7	-	-	v	v	v	v	v	v	v	v			v	v		v
	12	v	v	v	v	-	-	v	v	v	v			v	v		v
	13	-	-	v	v	-	-	v	v	v	v			v	v		v
	17	Covered by Band 12															
	25	v	v	v	v	v	v	v	v	v	v			v	v		v
	26	v	v	v	v	v	-	v	v	v	v			v	v		v
	41	-	-	v	v	v	v	v	v	v	v			v	v		v
	66	v	v	v	v	v	v	v	v	v	v			v	v		v
71	-	-	v	v	v	v	v	v	v	v			v	v		v	
Conducted Spurious Emission	2	Covered by Band 25															
	4	Covered by Band 66															
	5	Covered by Band 26															
	7	-	-	v	v	v	v	v	v	v	v			v	v		v
	12	v	v	v	v	-	-	v	v	v	v			v	v		v
	13	-	-	v	v	-	-	v	v	v	v			v	v		v
	17	Covered by Band 12															
	25	v	v	v	v	v	v	v	v	v	v			v	v		v
	26	v	v	v	v	v	-	v	v	v	v			v	v		v
	41	-	-	v	v	v	v	v	v	v	v			v	v		v
	66	v	v	v	v	v	v	v	v	v	v			v	v		v
71	-	-	v	v	v	v	v	v	v	v			v	v		v	



Test Items	Band	Bandwidth (MHz)						Modulation			RB #			Test Channel		
		1.4	3	5	10	15	20	QPSK	16QAM	64QAM	1	Half	Full	L	M	H
Frequency Stability	2	Covered by Band 25														
	4	Covered by Band 66														
	5	Covered by Band 26														
	7	-	-		v			v					v		v	
	12				v	-	-	v					v		v	
	13	-	-		v	-	-	v					v		v	
	17	Covered by Band 12														
	25				v			v					v		v	
	26				v		-	v					v		v	
	41	-	-		v			v					v		v	
	66				v			v					v		v	
	71	-	-		v			v					v		v	
E.R.P / E.I.R.P	2	v	v	v	v	v	v	v	v	v		Max Power				
	4	v	v	v	v	v	v	v	v	v						
	5	v	v	v	v	-	-	v	v	v						
	7	-	-	v	v	v	v	v	v	v						
	12	v	v	v	v	-	-	v	v	v						
	13	-	-	v	v	-	-	v	v	v						
	17	-	-	v	v	-	-	v	v	v						
	25	v	v	v	v	v	v	v	v	v						
	26	v	v	v	v	v	-	v	v	v						
	41	-	-	v	v	v	v	v	v	v						
	66	v	v	v	v	v	v	v	v	v						
	71	-	-	v	v	v	v	v	v	v						



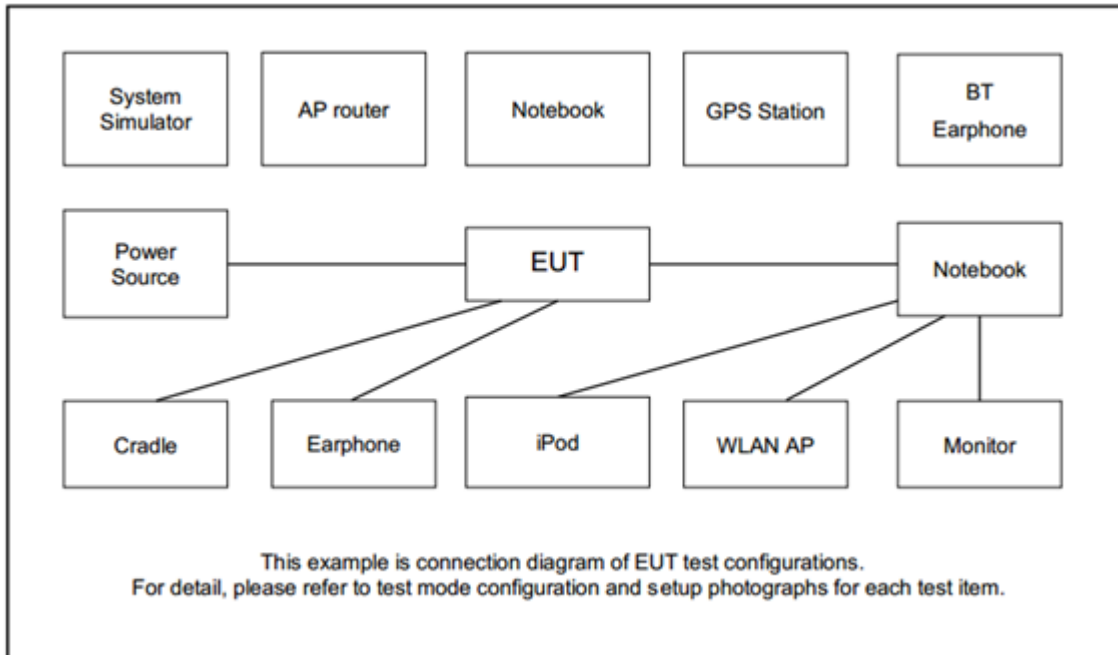
Test Items	Band	Bandwidth (MHz)						Modulation			RB #			Test Channel		
		1.4	3	5	10	15	20	QPSK	16QAM	64QAM	1	Half	Full	L	M	H
Radiated Spurious Emission	2	Covered by Band 25														
	4	Covered by Band 66														
	5	Covered by Band 26														
	7	Worst Case												v	v	v
	12	Worst Case												v	v	v
	13	Worst Case												v	v	v
	17	Covered by Band 12														
	25	Worst Case												v	v	v
	26	Worst Case												v	v	v
	41	Worst Case												v	v	v
	66	Worst Case												v	v	v
	71	Worst Case												v	v	v
Remark	<ol style="list-style-type: none"> The mark "v" means that this configuration is chosen for testing The mark "-" means that this bandwidth is not supported. The device is investigated from 30MHz to 10 times of fundamental signal for radiated spurious emission test under different RB size/offset and modulations in exploratory test. Subsequently, only the worst case emissions are reported. Wider operating range bandwidth covers narrower one when the power is higher or the same. All the radiated test cases were performed with Sample 1. 															



Test Items	Band	Bandwidth (MHz)					Modulation			RB #			Test Channel		
		3+5	5+3	5+10	10+5	10+10	QPSK	16QAM	64QAM	1	Half	Full	L	M	H
Max. Output Power	5_CA			v	v	v	v	v	v	v	v	v	v	v	v
26dB and 99% Bandwidth	5_CA			v	v	v	v	v	v			v		v	
Conducted Band Edge	5_CA			v	v	v	v	v	v	v		v	v		v
Conducted Spurious Emission	5_CA			v	v	v	v	v	v	v			v	v	v
E.R.P.	5_CA			v	v	v	v	v	v	Max Power					
Radiated Spurious Emission	5_CA	Worst Case											v	v	v
Remark	1. The mark "v" means that this configuration is chosen for testing 2. The mark "-" means that this bandwidth is not supported. 3. The device is investigated from 30MHz to 10 times of fundamental signal for radiated spurious emission test under different RB size/offset and modulations in exploratory test. Subsequently, only the worst case emissions are reported. 4. All the radiated test cases were performed with Sample 1.														

Test Items	Band	Bandwidth (MHz)										Modulation			RB #			Test Channel		
		20+20	20+15	15+20	20+10	10+20	20+5	5+20	15+15	15+10	10+15	QPSK	16QAM	64QAM	1	Half	Full	L	M	H
Max. Output Power	41_CA	v	v	v	v	v	v	v	v	v	v	v	v	v	v	v	v	v	v	v
26dB and 99% Bandwidth	41_CA	v	v	v	v	v	v	v	v	v	v	v	v	v			v		v	
Conducted Band Edge	41_CA	v	v	v	v	v	v	v	v	v	v	v	v	v			v	v		v
Conducted Spurious Emission	41_CA	v	v	v	v	v	v	v	v	v	v	v	v	v				v	v	v
E.I.R.P.	41_CA	v	v	v	v	v	v	v	v	v	v	v	v	v	Max Power					
Radiated Spurious Emission	41_CA	Worst Case																v	v	v
Remark	1. The mark "v" means that this configuration is chosen for testing 2. The mark "-" means that this bandwidth is not supported. 3. The device is investigated from 30MHz to 10 times of fundamental signal for radiated spurious emission test under different RB size/offset and modulations in exploratory test. Subsequently, only the worst case emissions are reported. 4. All the radiated test cases were performed with Sample 1.																			

2.2 Connection Diagram of Test System



2.3 Support Unit used in test configuration and system

Item	Equipment	Brand Name	Model No.	FCC ID	Data Cable	Power Cord
1.	System Simulator	R&S	CMU 200	N/A	N/A	Unshielded, 1.8 m
2.	Audio converter	ZHAOYANG	ZY-TA11R	N/A	N/A	N/A
3.	Earphone	GANET GLOBAL LIMILTD	HF-AC04D-03 HF	N/A	N/A	N/A

2.4 Measurement Results Explanation Example

For all conducted test items:

The offset level is set in the spectrum analyzer to compensate the RF cable loss and attenuator factor between EUT conducted output port and spectrum analyzer. With the offset compensation, the spectrum analyzer reading level is exactly the EUT RF output level.

The spectrum analyzer offset is derived from RF cable loss and attenuator factor.

Offset = RF cable loss + attenuator factor.

Following shows an offset computation example with cable loss 4.2 dB and 10dB attenuator.

Example :

$$\begin{aligned} \text{Offset(dB)} &= \text{RF cable loss(dB)} + \text{attenuator factor(dB)}. \\ &= 4.2 + 10 = 14.2 \text{ (dB)} \end{aligned}$$



2.5 Frequency List of Low/Middle/High Channels

LTE Band 2 Channel and Frequency List				
BW [MHz]	Channel/Frequency(MHz)	Lowest	Middle	Highest
20	Channel	18700	18900	19100
	Frequency	1860	1880	1900
15	Channel	18675	18900	19125
	Frequency	1857.5	1880	1902.5
10	Channel	18650	18900	19150
	Frequency	1855	1880	1905
5	Channel	18625	18900	19175
	Frequency	1852.5	1880	1907.5
3	Channel	18615	18900	19185
	Frequency	1851.5	1880	1908.5
1.4	Channel	18607	18900	19193
	Frequency	1850.7	1880	1909.3

LTE Band 4 Channel and Frequency List				
BW [MHz]	Channel/Frequency(MHz)	Lowest	Middle	Highest
20	Channel	20050	20175	20300
	Frequency	1720	1732.5	1745
15	Channel	20025	20175	20325
	Frequency	1717.5	1732.5	1747.5
10	Channel	20000	20175	20350
	Frequency	1715	1732.5	1750
5	Channel	19975	20175	20375
	Frequency	1712.5	1732.5	1752.5
3	Channel	19965	20175	20385
	Frequency	1711.5	1732.5	1753.5
1.4	Channel	19957	20175	20393
	Frequency	1710.7	1732.5	1754.3



LTE Band 5 Channel and Frequency List				
BW [MHz]	Channel/Frequency(MHz)	Lowest	Middle	Highest
10	Channel	20450	20525	20600
	Frequency	829	836.5	844
5	Channel	20425	20525	20625
	Frequency	826.5	836.5	846.5
3	Channel	20415	20525	20635
	Frequency	825.5	836.5	847.5
1.4	Channel	20407	20525	20643
	Frequency	824.7	836.5	848.3

LTE Band 7 Channel and Frequency List				
BW [MHz]	Channel/Frequency(MHz)	Lowest	Middle	Highest
20	Channel	20850	21100	21350
	Frequency	2510	2535	2560
15	Channel	20825	21100	21375
	Frequency	2507.5	2535	2562.5
10	Channel	20800	21100	21400
	Frequency	2505	2535	2565
5	Channel	20775	21100	21425
	Frequency	2502.5	2535	2567.5

LTE Band 12 Channel and Frequency List				
BW [MHz]	Channel/Frequency(MHz)	Lowest	Middle	Highest
10	Channel	23060	23095	23130
	Frequency	704	707.5	711
5	Channel	23035	23095	23155
	Frequency	701.5	707.5	713.5
3	Channel	23025	23095	23165
	Frequency	700.5	707.5	714.5
1.4	Channel	23017	23095	23173
	Frequency	699.7	707.5	715.3



LTE Band 13 Channel and Frequency List				
BW [MHz]	Channel/Frequency(MHz)	Lowest	Middle	Highest
10	Channel	-	23230	-
	Frequency	-	782	-
5	Channel	23205	23230	23255
	Frequency	779.5	782	784.5

LTE Band 17 Channel and Frequency List				
BW [MHz]	Channel/Frequency(MHz)	Lowest	Middle	Highest
10	Channel	23780	23790	23800
	Frequency	709	710	711
5	Channel	23755	23790	23825
	Frequency	706.5	710	713.5

LTE Band 25 Channel and Frequency List				
BW [MHz]	Channel/Frequency(MHz)	Lowest	Middle	Highest
20	Channel	26140	26340	26590
	Frequency	1860	1880	1905
15	Channel	26115	26340	26615
	Frequency	1857.5	1880	1907.5
10	Channel	26090	26340	26640
	Frequency	1855	1880	1910
5	Channel	26065	26340	26665
	Frequency	1852.5	1880	1912.5
3	Channel	26055	26340	26675
	Frequency	1851.5	1880	1913.5
1.4	Channel	26047	26340	26683
	Frequency	1850.7	1880	1914.3



LTE Band 26 Channel and Frequency List				
BW [MHz]	Channel/Frequency(MHz)	Lowest	Middle	Highest
15	Channel	26865	26915	26965
	Frequency	831.5	836.5	841.5
10	Channel	26840	26915	26990
	Frequency	829.0	836.5	844.0
5	Channel	26815	26915	27015
	Frequency	826.5	836.5	846.5
3	Channel	26805	26915	27025
	Frequency	825.5	836.5	847.5
1.4	Channel	26797	26915	27033
	Frequency	824.7	836.5	848.3

LTE Band 41 2555MHz ~ 2655MHz Channel and Frequency List				
BW [MHz]	Channel/Frequency(MHz)	Lowest	Middle	Highest
20	Channel	40340	40740	41140
	Frequency	2565.0	2605.0	2645.0
15	Channel	40315	40740	41165
	Frequency	2562.5	2605.0	2647.5
10	Channel	40290	40740	41190
	Frequency	2560.0	2605.0	2650.0
5	Channel	40265	40740	41215
	Frequency	2557.5	2605.0	2652.5



LTE Band 66 Channel and Frequency List				
BW [MHz]	Channel/Frequency(MHz)	Lowest	Middle	Highest
20	Channel	132072	132322	132572
	Frequency	1720	1745	1770
15	Channel	132047	132322	132597
	Frequency	1717.5	1745	1772.5
10	Channel	132022	132322	132622
	Frequency	1715	1745	1775
5	Channel	131997	132322	132647
	Frequency	1712.5	1745	1777.5
3	Channel	131987	132322	132657
	Frequency	1711.5	1745	1778.5
1.4	Channel	131979	132322	132665
	Frequency	1710.7	1745	1779.3

LTE Band 71 Channel and Frequency List				
BW [MHz]	Channel/Frequency(MHz)	Lowest	Middle	Highest
20	Channel	133222	133297	133372
	Frequency	673.0	680.5	688.0
15	Channel	133197	133297	133397
	Frequency	670.5	680.5	690.5
10	Channel	133172	133297	133422
	Frequency	668.0	680.5	693.0
5	Channel	133147	133297	133447
	Frequency	665.5	680.5	695.5



LTE Band 5 Channel and Frequency List_CA					
BW [MHz]	Channel/Frequency(MHz)		Lowest	Middle	Highest
5 + 10	PCC	Channel	20428	20478	20528
		Frequency	826.8	831.8	836.8
	SCC	Channel	20500	20550	20600
		Frequency	834.0	839.0	844.0
10 + 5	PCC	Channel	20450	20500	20550
		Frequency	829.0	834.0	839.0
	SCC	Channel	20522	20572	20622
		Frequency	836.2	841.2	846.2
10 + 10	PCC	Channel	20450	20476	20501
		Frequency	829.0	831.6	834.1
	SCC	Channel	20549	20575	20600
		Frequency	838.9	841.5	844.0



LTE Band 41 Channel and Frequency List					
BW [MHz]	Channel/Frequency(MHz)		Lowest	Middle	Highest
20 + 20	PCC	Channel	40340	40641	40942
		Frequency	2565.0	2595.1	2625.2
	SCC	Channel	40538	40839	41140
		Frequency	2584.8	2614.9	2645.0
20 + 15	PCC	Channel	40340	40667	40994
		Frequency	2565.0	2597.7	2630.4
	SCC	Channel	40511	40838	41165
		Frequency	2582.1	2614.8	2647.5
15 + 20	PCC	Channel	40315	40642	40969
		Frequency	2562.5	2595.2	2627.9
	SCC	Channel	40486	40813	41140
		Frequency	2579.6	2612.3	2645.0
20 + 10	PCC	Channel	40340	40693	41046
		Frequency	2565.0	2600.3	2635.6
	SCC	Channel	40484	40837	41190
		Frequency	2579.4	2614.7	2650.0
10 + 20	PCC	Channel	40290	40643	40996
		Frequency	2560.0	2595.3	2630.6
	SCC	Channel	40434	40787	41140
		Frequency	2574.4	2609.7	2645.0



LTE Band 41 Channel and Frequency List					
20 + 5	PCC	Channel	40340	40719	41098
		Frequency	2565.0	2602.9	2640.8
	SCC	Channel	40457	40836	41215
		Frequency	2576.7	2614.6	2652.5
5 + 20	PCC	Channel	40265	40644	41023
		Frequency	2557.5	2595.4	2633.3
	SCC	Channel	40382	40761	41140
		Frequency	2569.2	2607.1	2645.0
15 + 15	PCC	Channel	40315	40665	41015
		Frequency	2562.5	2597.5	2632.5
	SCC	Channel	40465	40815	41165
		Frequency	2577.5	2612.5	2647.5
10 + 15	PCC	Channel	40290	40667	41045
		Frequency	2560.0	2597.7	2635.5
	SCC	Channel	40410	40787	41165
		Frequency	2572.0	2609.7	2647.5
15 + 10	PCC	Channel	40315	40692	41070
		Frequency	2562.5	2600.2	2638.0
	SCC	Channel	40435	40812	41190
		Frequency	2574.5	2612.2	2650.0

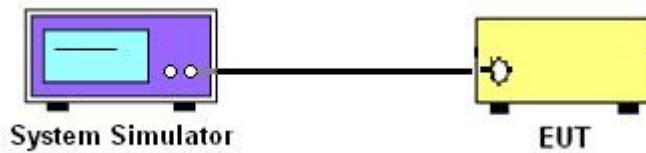
3 Conducted Test Items

3.1 Measuring Instruments

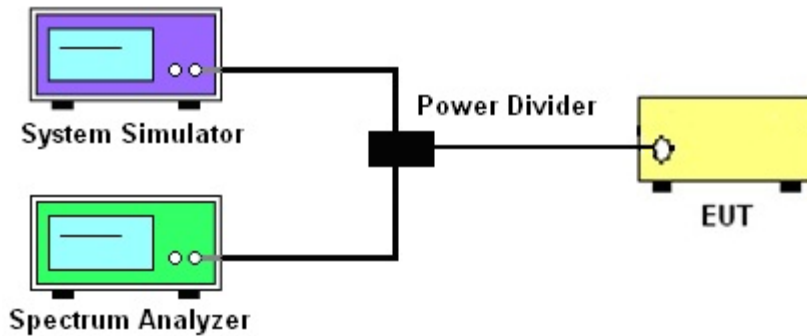
See list of measuring instruments of this test report.

3.1.1 Test Setup

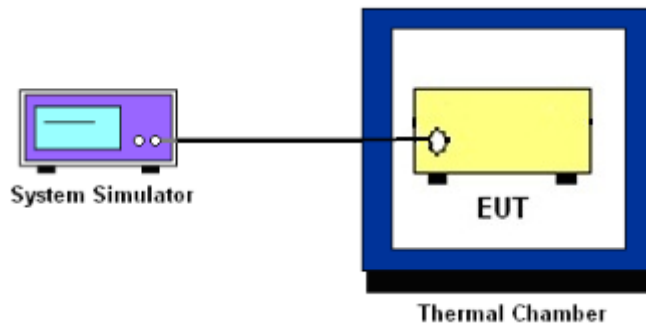
3.1.2 Conducted Output Power



3.1.3 Peak-to-Average Ratio, Occupied Bandwidth ,Conducted Band-Edge and Conducted Spurious Emission



3.1.4 Frequency Stability



3.1.5 Test Result of Conducted Test

Please refer to Appendix A.



3.2 Conducted Output Power and ERP/EIRP

3.2.1 Description of the Conducted Output Power Measurement and ERP/EIRP Measurement

A system simulator was used to establish communication with the EUT. Its parameters were set to force the EUT transmitting at maximum output power. The measured power in the radio frequency on the transmitter output terminals shall be reported.

The ERP of mobile transmitters must not exceed 7 Watts for LTE Band 5 and Band 26

The ERP of mobile transmitters must not exceed 3 Watts for LTE Band 12 and Band 13 and Band 17 and Band 71

The EIRP of mobile transmitters must not exceed 2 Watts for LTE Band 2 and Band 25 and Band 7 and Band 41

The EIRP of mobile transmitters must not exceed 1 Watts for LTE Band 4 and Band 66

According to KDB 412172 D01 Power Approach,

$EIRP = P_T + G_T - L_C$, $ERP = EIRP - 2.15$, where

P_T = transmitter output power in dBm

G_T = gain of the transmitting antenna in dBi

L_C = signal attenuation in the connecting cable between the transmitter and antenna in dB

3.2.2 Test Procedures

1. The transmitter output port was connected to the system simulator.
2. Set EUT at maximum power through the system simulator.
3. Select lowest, middle, and highest channels for each band and different modulation.
4. Measure and record the power level from the system simulator.



3.3 Peak-to-Average Ratio

3.3.1 Description of the PAR Measurement

Power Complementary Cumulative Distribution Function (CCDF) curves provide a means for characterizing the power peaks of a digitally modulated signal on a statistical basis. A CCDF curve depicts the probability of the peak signal amplitude exceeding the average power level. Most contemporary measurement instrumentation include the capability to produce CCDF curves for an input signal provided that the instrument's resolution bandwidth can be set wide enough to accommodate the entire input signal bandwidth. In measuring transmissions in this band using an average power technique, the peak-to-average ratio (PAR) of the transmission may not exceed 13 dB.

3.3.2 Test Procedures

The testing follows ANSI C63.26-2015 Section 5.2.6

1. The EUT was connected to spectrum and system simulator via a power divider.
2. Set the CCDF (Complementary Cumulative Distribution Function) option in spectrum analyzer.
3. The highest RF powers were measured and recorded the maximum PAPR level associated with a probability of 0.1 %.
4. Record the deviation as Peak to Average Ratio.



3.4 Occupied Bandwidth

3.4.1 Description of Occupied Bandwidth Measurement

The occupied bandwidth is the width of a frequency band such that, below the lower and above the upper frequency limits, the mean powers emitted are each equal to a specified percentage 0.5% of the total mean transmitted power.

The 26 dB emission bandwidth is defined as the frequency range between two points, one above and one below the carrier frequency, at which the spectral density of the emission is attenuated 26 dB below the maximum in-band spectral density of the modulated signal. Spectral density (power per unit bandwidth) is to be measured with a detector of resolution bandwidth equal to approximately 1.0% of the emission bandwidth.

3.4.2 Test Procedures

The testing follows ANSI C63.26-2015 Section 5.4.3 (26dB) and Section 5.4.4 (99OB)

1. The EUT was connected to spectrum analyzer and system simulator via a power divider.
2. The spectrum analyzer center frequency is set to the nominal EUT channel center frequency. The span range for the spectrum analyzer shall be between two and five times the anticipated OBW.
3. The nominal resolution bandwidth (RBW) shall be in the range of 1 to 5 % of the anticipated OBW, and the VBW shall be at least 3 times the RBW.
4. Set the detection mode to peak, and the trace mode to max hold.
5. Determine the reference value: Set the EUT to transmit a modulated signal. Allow the trace to stabilize. Set the spectrum analyzer marker to the highest level of the displayed trace.
(this is the reference value)
6. Determine the “-26 dB down amplitude” as equal to (Reference Value – X).
7. Place two markers, one at the lowest and the other at the highest frequency of the envelope of the spectral display such that each marker is at or slightly below the “-X dB down amplitude” determined in step 6. If a marker is below this “-X dB down amplitude” value it shall be placed as close as possible to this value. The OBW is the positive frequency difference between the two markers.
8. Use the 99 % power bandwidth function of the spectrum analyzer and report the measured bandwidth.



3.5 Conducted Band Edge

3.5.1 Description of Conducted Band Edge Measurement

22.917(a)

For operations in the 824 – 849 MHz band, the FCC limit is $43 + 10\log_{10}(P[\text{Watts}])$ dB below the transmitter power $P(\text{Watts})$ in a 100kHz bandwidth. However, in the 1MHz bands immediately outside and adjacent to the licensee's frequency block, a resolution bandwidth of at least one percent of the emission bandwidth of the fundamental emission of the transmitter may be employed.

24.238 (a)

For operations in the 1850-1910 and 1930-1990 MHz band, the FCC limit is $43 + 10\log_{10}(P[\text{Watts}])$ dB below the transmitter power $P(\text{Watts})$ in a 1MHz bandwidth. However, in the 1 MHz bands immediately outside and adjacent to the frequency block a resolution bandwidth of at least one percent of the emission bandwidth of the fundamental emission of the transmitter may be employed.

27.53 (c)

For operations in the 776-788 MHz band, the FCC limit is $43 + 10\log_{10}(P[\text{Watts}])$ dB below the transmitter power $P(\text{Watts})$ in a 100 kHz bandwidth. However, in the 100 kHz bands immediately outside and adjacent to the frequency block, a resolution bandwidth of at least 30 kHz may be employed. In addition, the power of any unwanted emissions in any 6.25 kHz bandwidth for all frequencies between 763-775 MHz and 793-806 MHz shall be attenuated below the transmitter power, P (dBW), by at least $65 + 10 \log_{10} p(\text{watts})$, dB, for mobile and portable equipment.

27.53 (g)

For operations in the 600MHz band and 698-746 MHz band, the FCC limit is $43 + 10\log_{10}(P[\text{Watts}])$ dB below the transmitter power $P(\text{Watts})$ in a 100 kHz bandwidth. However, in the 100 kilohertz bands immediately outside and adjacent to a licensee's frequency block, a resolution bandwidth of at least 30 kHz may be employed.

27.53 (h)

For operations in the 1710 – 1755 MHz band, 1755-1780 MHz, the FCC limit is $43 + 10\log_{10}(P[\text{Watts}])$ dB below the transmitter power $P(\text{Watts})$ in a 1 MHz bandwidth. However, in the 1MHz bands immediately outside and adjacent to the licensee's frequency block, a resolution bandwidth of at least one percent of the emission bandwidth of the fundamental emission of the transmitter may be employed.

**27.53(m)(4)**

For mobile digital stations, the attenuation factor shall be not less than $40 + 10 \log (P)$ dB on all frequencies between the channel edge and 5 megahertz from the channel edge, $43 + 10 \log (P)$ dB on all frequencies between 5 megahertz and X megahertz from the channel edge, and $55 + 10 \log (P)$ dB on all frequencies more than X megahertz from the channel edge, where X is the greater of 6 megahertz or the actual emission bandwidth as defined in paragraph (m)(6) of this section. In addition, the attenuation factor shall not be less that $43 + 10 \log (P)$ dB on all frequencies between 2490.5 MHz and 2496 MHz and $55 + 10 \log (P)$ dB at or below 2490.5 MHz. Mobile Satellite Service licensees operating on frequencies below 2495 MHz may also submit a documented interference complaint against BRS licensees operating on channel BRS Channel 1 on the same terms and conditions as adjacent channel BRS or EBS licensees.

3.5.2 Test Procedures

The testing follows FCC KDB 971168 D01 v03r01 Section 6.1.

1. The EUT was connected to spectrum analyzer and system simulator via a power divider.
2. The band edges of low and high channels for the highest RF powers were measured.
3. Set RBW \geq 1% EBW in the 1MHz band immediately outside and adjacent to the band edge.
4. Beyond the 1 MHz band from the band edge, RBW=1MHz was used.
5. Set spectrum analyzer with RMS detector.
6. The RF fundamental frequency should be excluded against the limit line in the operating frequency band.
7. Checked that all the results comply with the emission limit line.

The limit line is derived from $43 + 10\log(P)$ dB below the transmitter power P(Watts)

For LTE Band 7, 41

The other 40 dB, and 55 dB have additionally applied same calculation above.



3.6 Conducted Spurious Emission

3.6.1 Description of Conducted Spurious Emission Measurement

The power of any emission outside of the authorized operating frequency ranges must be lower than the transmitter power (P) by a factor of at least $43 + 10 \log (P)$ dB.

For LTE Band 7, 41

The power of any emission outside of the authorized operating frequency ranges must be lower than the transmitter power (P) by a factor of at least $55 + 10 \log (P)$ dB.

It is measured by means of a calibrated spectrum analyzer and scanned from 30 MHz up to a frequency including its 10th harmonic.

3.6.2 Test Procedures

The testing follows FCC KDB 971168 D01 v03r01 Section 6.1.

1. The EUT was connected to spectrum analyzer and system simulator via a power divider.
2. The RF output of EUT was connected to the spectrum analyzer by RF cable and attenuator.
The path loss was compensated to the results for each measurement.
3. The middle channel for the highest RF power within the transmitting frequency was measured.
4. The conducted spurious emission for the whole frequency range was taken.
5. Make the measurement with the spectrum analyzer's RBW = 1MHz, VBW = 3MHz.
6. Set spectrum analyzer with RMS detector.
7. Taking the record of maximum spurious emission.
8. The RF fundamental frequency should be excluded against the limit line in the operating frequency band.
9. The limit line is derived from $43 + 10\log(P)$ dB below the transmitter power P(Watts)
For LTE Band 7, 41
The limit line is derived from $55 + 10\log(P)$ dB below the transmitter power P(Watts)



3.7 Frequency Stability

3.7.1 Description of Frequency Stability Measurement

22.355

The frequency stability shall be measured by variation of ambient temperature and variation of primary supply voltage to ensure that the fundamental emission stays within the authorized frequency block. The frequency stability of the transmitter shall be maintained within $\pm 0.00025\%$ ($\pm 2.5\text{ppm}$) of the center frequency.

24.235 & 27.54

The frequency stability shall be sufficient to ensure that the fundamental emission stays within the authorized frequency block.

3.7.2 Test Procedures for Temperature Variation

The testing follows FCC KDB 971168 D01 v03r01 Section 9.0.

1. The EUT was set up in the thermal chamber and connected with the system simulator.
2. With power OFF, the temperature was decreased to -30°C and the EUT was stabilized before testing. Power was applied and the maximum change in frequency was recorded within one minute.
3. With power OFF, the temperature was raised in 10°C step up to 50°C . The EUT was stabilized at each step for at least half an hour. Power was applied and the maximum frequency change was recorded within one minute.

3.7.3 Test Procedures for Voltage Variation

The testing follows FCC KDB 971168 D01 v03r01 Section 9.0.

1. The EUT was placed in a temperature chamber at $20\pm 5^{\circ}\text{C}$ and connected with the system simulator.
2. The power supply voltage to the EUT was varied from 85% to 115% of the nominal value measured at the input to the EUT.
3. The variation in frequency was measured for the worst case.

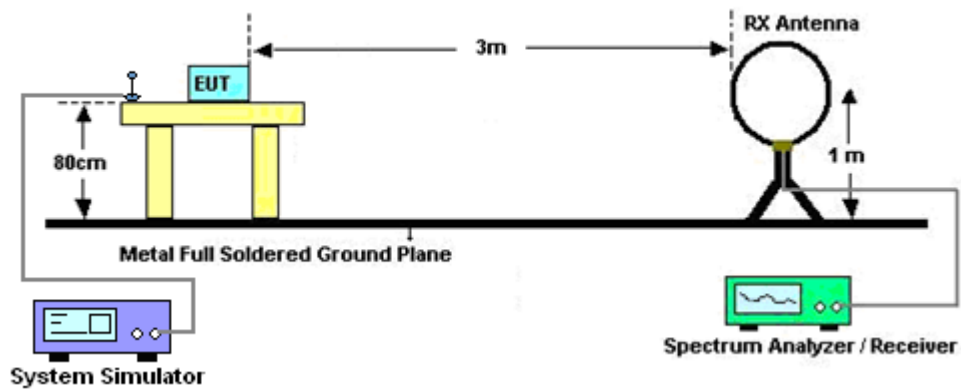
4 Radiated Test Items

4.1 Measuring Instruments

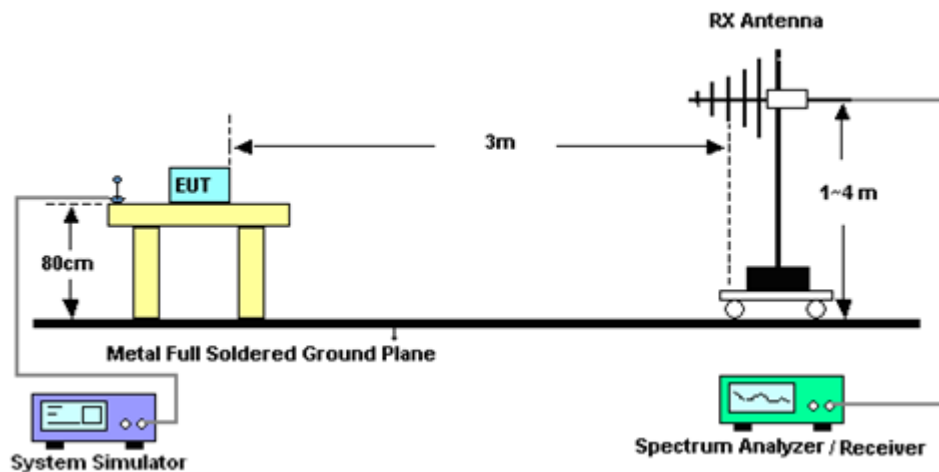
See list of measuring instruments of this test report.

4.1.1 Test Setup

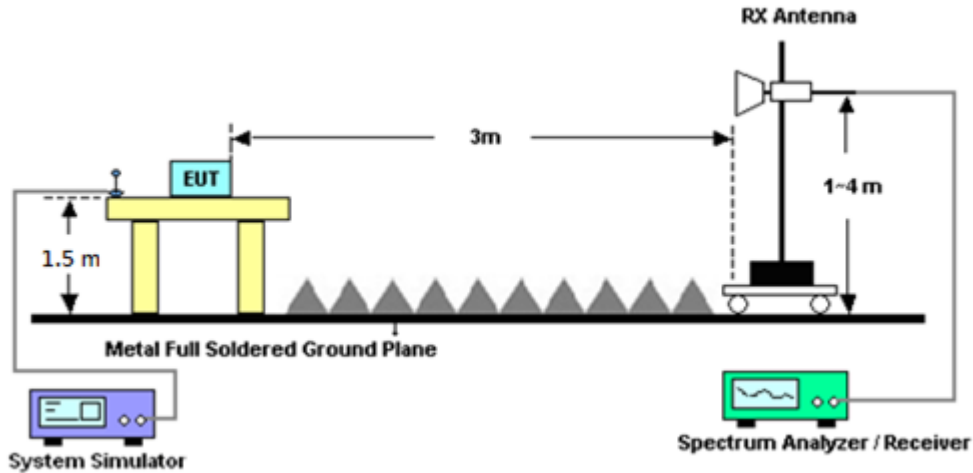
For radiated test below 30MHz



For radiated test from 30MHz to 1GHz



For radiated test above 1GHz



4.1.2 Test Result of Radiated Test

Please refer to Appendix B.

Note:

The low frequency, which started from 9 kHz to 30MHz, was pre-scanned and the result which was 20dB lower than the limit line was not reported.

There is a comparison data of both open-field test site and alternative test site - semi-Anechoic chamber according to 414788 D01 Radiated Test Site v01r01, and the result came out very similar.



4.2 Radiated Spurious Emission Measurement

4.2.1 Description of Radiated Spurious Emission Measurement

The radiated spurious emission was measured by substitution method according to ANSI / TIA-603-E. The power of any emission outside of the authorized operating frequency ranges must be attenuated below the transmitter power (P) by a factor of at least $43 + 10 \log (P)$ dB.

For LTE Band 7, 41

The power of any emission outside of the authorized operating frequency ranges must be attenuated below the transmitter power (P) by a factor of at least $55 + 10 \log (P)$ dB.

For LTE Band 13

For operations in the 746-758 MHz, 775-788 MHz, and 805-806 MHz bands, emissions in the band 1559-1610 MHz shall be limited to -70 dBW/MHz equivalent isotropically radiated power (EIRP) for wideband signals, and -80 dBW EIRP for discrete emissions of less than 700 Hz bandwidth.

The spectrum is scanned from 30 MHz up to a frequency including its 10th harmonic.

4.2.2 Test Procedures

The testing follows FCC KDB 971168 D01 v03r01 Section 7 and ANSI / TIA-603-E Section 2.2.12.

1. The EUT was placed on a turntable with 0.8 meter for frequency below 1GHz and 1.5 meter for frequency above 1GHz respectively above ground.
2. The EUT was set 3 meters from the receiving antenna, which was mounted on the antenna tower.
3. The table was rotated 360 degrees to determine the position of the highest spurious emission.
4. The height of the receiving antenna is varied between one meter and four meters to search the maximum spurious emission for both horizontal and vertical polarizations.
5. Make the measurement with the spectrum analyzer's RBW = 1MHz, VBW = 3MHz, taking the record of maximum spurious emission.
6. A horn antenna was substituted in place of the EUT and was driven by a signal generator.
7. Tune the output power of signal generator to the same emission level with EUT maximum spurious emission.
8. Taking the record of output power at antenna port.
9. Repeat step 7 to step 8 for another polarization.
10. The RF fundamental frequency should be excluded against the limit line in the operating frequency band.

The limit line is derived from $43 + 10\log(P)$ dB below the transmitter power P(Watts)

For LTE Band 7, 41

The limit line is derived from $55 + 10\log(P)$ dB below the transmitter power P(Watts)

EIRP (dBm) = S.G. Power – Tx Cable Loss + Tx Antenna Gain

ERP (dBm) = EIRP - 2.15



5 List of Measuring Equipment

Instrument	Brand Name	Model No.	Serial No.	Characteristics	Calibration Date	Test Date	Due Date	Remark
Loop Antenna	Rohde & Schwarz	HFH2-Z2	100315	9 kHz~30 MHz	Dec. 26, 2019	Dec. 15, 2020~ Dec. 24, 2020	Dec. 25, 2020	Radiation (03CH12-HY)
Bilog Antenna	TESEQ	CBL 6111D & 00800N1D01N -06	40103 & 07	30MHz~1GHz	Apr. 29, 2020	Dec. 15, 2020~ Dec. 24, 2020	Apr. 28, 2021	Radiation (03CH12-HY)
Horn Antenna	SCHWARZBE CK	BBHA 9120 D	9120D-1212	1GHz~18GHz	May 20, 2020	Dec. 15, 2020~ Dec. 24, 2020	May 19, 2021	Radiation (03CH12-HY)
Horn Antenna	SCHWARZBE CK	BBHA 9120D	9120D-1241	1GHz ~ 18GHz	Jul. 15, 2020	Dec. 15, 2020~ Dec. 24, 2020	Jul. 14, 2021	Radiation (03CH12-HY)
SHF-EHF Horn Antenna	SCHWARZBE CK	BBHA 9170	BBHA917025 1	18GHz~40GHz	Dec. 02, 2020	Dec. 15, 2020~ Dec. 24, 2020	Dec. 01, 2021	Radiation (03CH12-HY)
SHF-EHF Horn Antenna	SCHWARZBE CK	BBHA 9170	BBHA917098 0	18GHz ~ 40GHz	Jan. 10, 2020	Dec. 15, 2020~ Dec. 24, 2020	Jan. 09, 2021	Radiation (03CH12-HY)
Preamplifier	COM-POWER	PA-103	161075	10MHz~1GHz	Mar. 25, 2020	Dec. 15, 2020~ Dec. 24, 2020	Mar. 24, 2021	Radiation (03CH12-HY)
Preamplifier	Keysight	83017A	MY57280120	1GHz~26.5GHz	Jul. 20, 2020	Dec. 15, 2020~ Dec. 24, 2020	Jul. 19, 2021	Radiation (03CH12-HY)
Preamplifier	Jet-Power	JPA0118-55-3 03K	1710001800 054002	1GHz~18GHz	Feb. 07, 2020	Dec. 15, 2020~ Dec. 24, 2020	Feb. 06, 2021	Radiation (03CH12-HY)
Preamplifier	EMEC	EM18G40G	060801	18GHz~40GHz	Jun. 15, 2020	Dec. 15, 2020~ Dec. 24, 2020	Jun. 14, 2021	Radiation (03CH12-HY)
Spectrum Analyzer	Agilent	N9010A	MY54200485	10Hz~44GHz	Feb. 10, 2020	Dec. 15, 2020~ Dec. 24, 2020	Feb. 09, 2021	Radiation (03CH12-HY)
Signal Generator	Anritsu	MG3694C	163401	0.1Hz~40GHz	Feb. 15, 2020	Dec. 15, 2020~ Dec. 24, 2020	Feb. 14, 2021	Radiation (03CH12-HY)
RF Cable	HUBER + SUHNER	SUCOFLEX 104	MY9837/4PE	9kHz~30MHz	Mar. 12, 2020	Dec. 15, 2020~ Dec. 24, 2020	Mar. 11, 2021	Radiation (03CH12-HY)
RF Cable	HUBER + SUHNER	SUCOFLEX 126E	0058/126E	30MHz~18GHz	Dec. 11, 2020	Dec. 15, 2020~ Dec. 24, 2020	Dec. 10, 2021	Radiation (03CH12-HY)
RF Cable	HUBER + SUHNER	SUCOFLEX 102	505134/2	30MHz~40GHz	Feb. 25, 2020	Dec. 15, 2020~ Dec. 24, 2020	Feb. 24, 2021	Radiation (03CH12-HY)
RF Cable	HUBER + SUHNER	SUCOFLEX 102	800740/2	30MHz~40GHz	Feb. 25, 2020	Dec. 15, 2020~ Dec. 24, 2020	Feb. 24, 2021	Radiation (03CH12-HY)
Hygrometer	TECPEL	DTM-303B	TP140349	N/A	Oct. 02, 2020	Dec. 15, 2020~ Dec. 24, 2020	Oct. 01, 2021	Radiation (03CH12-HY)
Controller	EMEC	EM1000	N/A	Control Turn table & Ant Mast	N/A	Dec. 15, 2020~ Dec. 24, 2020	N/A	Radiation (03CH12-HY)
Antenna Mast	EMEC	AM-BS-4500-B	N/A	1m~4m	N/A	Dec. 15, 2020~ Dec. 24, 2020	N/A	Radiation (03CH12-HY)
Turn Table	EMEC	TT2000	N/A	0~360 Degree	N/A	Dec. 15, 2020~ Dec. 24, 2020	N/A	Radiation (03CH12-HY)
Software	Audix	E3 6.2009-8-24	RK-000989	N/A	N/A	Dec. 15, 2020~ Dec. 24, 2020	N/A	Radiation (03CH12-HY)
Base Station (Measure)	Anritsu	MT8821C	6201664755	N/A	Jul. 12, 2020	Dec. 13, 2020~ Dec. 24, 2020	Jul. 11, 2021	Conducted (TH05-HY)
Spectrum Analyzer	Rohde & Schwarz	FSV40	101397	10Hz~40GHz	Nov. 27, 2020	Dec. 13, 2020~ Dec. 24, 2020	Nov. 26, 2021	Conducted (TH05-HY)
Temperature Chamber	ESPEC	SU-241	92003713	-30℃~95℃	May 15, 2020	Dec. 13, 2020~ Dec. 24, 2020	May 14, 2021	Conducted (TH05-HY)
Programmable Power Supply	GW Instek	PSS-2005	EL890089	1V~20V 0.5A~5A	Feb. 21, 2020	Dec. 13, 2020~ Dec. 24, 2020	Feb. 20, 2021	Conducted (TH05-HY)
Coupler	Warison	20dB 25W SMA Directional Coupler	#A	1-18GHz	Jan. 13, 2020	Dec. 13, 2020~ Dec. 24, 2020	Jan. 12, 2021	Conducted (TH05-HY)



6 Uncertainty of Evaluation

Uncertainty of Radiated Emission Measurement (30 MHz ~ 1000 MHz)

Measuring Uncertainty for a Level of Confidence of 95% ($U = 2Uc(y)$)	3.07
---	------

Uncertainty of Radiated Emission Measurement (1 GHz ~ 18 GHz)

Measuring Uncertainty for a Level of Confidence of 95% ($U = 2Uc(y)$)	3.21
---	------

Uncertainty of Radiated Emission Measurement (18 GHz ~ 40 GHz)

Measuring Uncertainty for a Level of Confidence of 95% ($U = 2Uc(y)$)	3.80
---	------



Appendix A. Test Results of Conducted Test

Conducted Output Power(Average power & ERP/EIRP)

<Main Antenna>

LTE Band 2 Maximum Average Power [dBm] (GT - LC = 2.9 dB)								
BW [MHz]	RB Size	RB Offset	Mod	Lowest	Middle	Highest	EIRP (dBm)	EIRP (W)
20	1	0	QPSK	22.83	22.91	22.22	25.81	0.3811
20	1	49		22.81	22.88	22.79		
20	1	99		22.81	22.22	22.00		
20	50	0		21.89	21.90	21.76		
20	50	24		21.89	21.97	21.86		
20	50	50		21.90	21.89	21.83		
20	100	0		21.96	21.93	21.75		
20	1	0	16-QAM	22.03	22.23	21.50	25.13	0.3258
20	1	49		22.14	22.21	22.13		
20	1	99		22.15	21.56	21.01		
20	50	0		20.99	21.07	20.88		
20	50	24		21.01	21.10	20.99		
20	50	50		21.06	21.02	20.92		
20	100	0		21.06	21.04	20.84		
20	1	0	64-QAM	21.04	21.22	20.46	24.12	0.2582
20	1	49		21.14	21.18	21.11		
20	1	99		21.11	20.54	20.01		
20	50	0		20.03	20.09	19.93		
20	50	24		20.03	20.10	20.03		
20	50	50		20.08	20.05	19.96		
20	100	0		20.07	20.07	19.86		
Limit	EIRP < 2W			Result			Pass	



LTE Band 2 Maximum Average Power [dBm] (GT - LC = 2.9 dB)								
BW [MHz]	RB Size	RB Offset	Mod	Lowest	Middle	Highest	EIRP (dBm)	EIRP (W)
15	1	0	QPSK	22.63	22.77	22.41	25.67	0.3690
15	1	37		22.59	22.77	22.69		
15	1	74		22.56	22.41	22.02		
15	36	0		21.70	21.84	21.84		
15	36	20		21.71	21.84	21.84		
15	36	39		21.64	21.83	21.79		
15	75	0		21.67	21.82	21.81		
15	1	0	16-QAM	21.91	22.10	21.71	25	0.3162
15	1	37		21.93	22.09	21.99		
15	1	74		21.89	21.77	21.01		
15	36	0		20.82	20.98	20.96		
15	36	20		20.86	21.02	20.94		
15	36	39		20.80	20.96	20.88		
15	75	0		20.80	20.99	20.92		
15	1	0	64-QAM	20.89	21.11	20.65	24.01	0.2518
15	1	37		20.91	21.07	21.01		
15	1	74		20.84	20.75	20.02		
15	36	0		19.87	20.03	20.07		
15	36	20		19.90	20.10	20.05		
15	36	39		19.86	20.02	19.95		
15	75	0		19.82	20.04	19.98		
Limit	EIRP < 2W			Result			Pass	



LTE Band 2 Maximum Average Power [dBm] (GT - LC = 2.9 dB)								
BW [MHz]	RB Size	RB Offset	Mod	Lowest	Middle	Highest	EIRP (dBm)	EIRP (W)
10	1	0	QPSK	22.75	22.88	22.76	25.78	0.3784
10	1	25		22.62	22.79	22.50		
10	1	49		22.63	22.76	22.01		
10	25	0		21.71	21.84	21.84		
10	25	12		21.72	21.84	21.84		
10	25	25		21.67	21.81	21.81		
10	50	0		21.69	21.86	21.83		
10	1	0	16-QAM	21.96	22.17	22.02	25.07	0.3214
10	1	25		21.90	22.10	21.81		
10	1	49		21.93	22.09	21.21		
10	25	0		20.81	20.98	20.93		
10	25	12		20.83	20.98	20.91		
10	25	25		20.79	20.93	20.88		
10	50	0		20.81	20.98	20.90		
10	1	0	64-QAM	20.95	21.18	21.05	24.08	0.2559
10	1	25		20.89	21.10	20.89		
10	1	49		20.91	21.11	20.26		
10	25	0		19.84	19.99	19.96		
10	25	12		19.85	20.05	19.96		
10	25	25		19.79	20.03	19.90		
10	50	0		19.84	20.01	19.94		
Limit	EIRP < 2W			Result			Pass	



LTE Band 2 Maximum Average Power [dBm] (GT - LC = 2.9 dB)								
BW [MHz]	RB Size	RB Offset	Mod	Lowest	Middle	Highest	EIRP (dBm)	EIRP (W)
5	1	0	QPSK	22.76	22.77	22.74	25.7	0.3715
5	1	12		22.65	22.80	22.32		
5	1	24		22.61	22.77	22.24		
5	12	0		21.72	21.84	21.81		
5	12	7		21.73	21.89	21.84		
5	12	13		21.69	21.84	21.78		
5	25	0		21.70	21.83	21.82		
5	1	0	16-QAM	21.89	22.08	21.92	24.99	0.3155
5	1	12		21.90	22.09	21.63		
5	1	24		21.86	22.04	21.56		
5	12	0		20.83	21.00	20.87		
5	12	7		20.84	21.01	20.92		
5	12	13		20.82	20.99	20.83		
5	25	0		20.81	20.93	20.86		
5	1	0	64-QAM	20.87	21.09	20.96	24	0.2512
5	1	12		20.90	21.10	20.69		
5	1	24		20.86	21.04	20.65		
5	12	0		19.91	20.10	19.97		
5	12	7		19.94	20.08	20.01		
5	12	13		19.90	20.13	19.96		
5	25	0		19.83	19.98	19.91		
Limit	EIRP < 2W			Result			Pass	



LTE Band 2 Maximum Average Power [dBm] (GT - LC = 2.9 dB)								
BW [MHz]	RB Size	RB Offset	Mod	Lowest	Middle	Highest	EIRP (dBm)	EIRP (W)
3	1	0	QPSK	22.64	22.78	22.49	25.70	0.3715
3	1	8		22.67	22.80	22.16		
3	1	14		22.62	22.78	22.10		
3	8	0		21.71	21.84	21.81		
3	8	4		21.74	21.87	21.83		
3	8	7		21.71	21.83	21.80		
3	15	0		21.72	21.86	21.84		
3	1	0	16-QAM	21.87	22.07	21.76	25.01	0.3170
3	1	8		21.93	22.11	21.48		
3	1	14		21.87	22.07	21.39		
3	8	0		20.84	21.00	20.87		
3	8	4		20.88	21.06	20.88		
3	8	7		20.85	21.02	20.88		
3	15	0		20.84	20.97	20.93		
3	1	0	64-QAM	20.87	21.07	20.82	24.03	0.2529
3	1	8		20.92	21.09	20.53		
3	1	14		20.89	21.13	20.49		
3	8	0		19.87	20.08	19.94		
3	8	4		19.93	20.20	19.97		
3	8	7		19.90	20.10	19.94		
3	15	0		19.82	20.08	19.95		
Limit	EIRP < 2W			Result			Pass	



LTE Band 2 Maximum Average Power [dBm] (GT - LC = 2.9 dB)								
BW [MHz]	RB Size	RB Offset	Mod	Lowest	Middle	Highest	EIRP (dBm)	EIRP (W)
1.4	1	0	QPSK	22.72	22.77	22.11	25.76	0.3767
1.4	1	3		22.79	22.86	22.08		
1.4	1	5		22.70	22.77	22.02		
1.4	3	0		22.76	22.81	22.05		
1.4	3	1		22.85	22.85	22.07		
1.4	3	3		22.78	22.80	22.01		
1.4	6	0		21.79	21.83	21.81		
1.4	1	0	16-QAM	21.94	22.07	21.37	25.05	0.3199
1.4	1	3		22.05	22.15	21.38		
1.4	1	5		21.93	22.05	21.29		
1.4	3	0		21.77	21.89	21.19		
1.4	3	1		21.86	21.94	21.21		
1.4	3	3		21.76	21.87	21.13		
1.4	6	0		20.95	21.02	20.91		
1.4	1	0	64-QAM	20.95	21.05	20.45	24.03	0.2529
1.4	1	3		21.02	21.13	20.43		
1.4	1	5		20.97	21.03	20.36		
1.4	3	0		20.96	21.06	20.44		
1.4	3	1		21.04	21.11	20.45		
1.4	3	3		20.96	21.07	20.38		
1.4	6	0		19.90	19.99	19.88		
Limit	EIRP < 2W			Result			Pass	



LTE Band 25 Maximum Average Power [dBm] (GT - LC = 2.9 dB)								
BW [MHz]	RB Size	RB Offset	Mod	Lowest	Middle	Highest	EIRP (dBm)	EIRP (W)
20	1	0	QPSK	22.86	22.89	22.76	25.82	0.3819
20	1	49		22.84	22.88	22.74		
20	1	99		22.83	22.92	22.75		
20	50	0		21.84	21.88	21.79		
20	50	24		21.96	21.94	21.82		
20	50	50		21.89	21.87	21.75		
20	100	0		21.93	21.89	21.78		
20	1	0	16-QAM	22.20	22.28	22.15	25.21	0.3319
20	1	49		22.19	22.25	22.08		
20	1	99		22.23	22.31	21.87		
20	50	0		20.98	21.05	20.93		
20	50	24		21.09	21.07	20.93		
20	50	50		21.03	21.02	20.88		
20	100	0		21.07	21.02	20.91		
20	1	0	64-QAM	21.20	21.26	21.11	24.17	0.2612
20	1	49		21.17	21.23	21.03		
20	1	99		21.17	21.27	20.91		
20	50	0		20.01	20.06	19.99		
20	50	24		20.16	20.08	19.94		
20	50	50		20.06	20.05	19.89		
20	100	0		20.08	20.11	19.93		
Limit	EIRP < 2W			Result			Pass	



LTE Band 25 Maximum Average Power [dBm] (GT - LC = 2.9 dB)								
BW [MHz]	RB Size	RB Offset	Mod	Lowest	Middle	Highest	EIRP (dBm)	EIRP (W)
15	1	0	QPSK	22.82	22.76	22.76	25.72	0.3733
15	1	37		22.73	22.76	22.76		
15	1	74		22.74	22.82	22.68		
15	36	0		21.84	21.82	21.68		
15	36	20		21.88	21.84	21.72		
15	36	39		21.87	21.79	21.80		
15	75	0		21.86	21.81	21.77		
15	1	0	16-QAM	22.05	22.17	22.06	25.10	0.3236
15	1	37		22.09	22.17	22.05		
15	1	74		22.14	22.20	21.77		
15	36	0		20.92	21.00	20.93		
15	36	20		21.05	21.02	20.87		
15	36	39		21.08	20.97	20.97		
15	75	0		21.11	21.01	20.89		
15	1	0	64-QAM	21.05	21.16	21.11	24.14	0.2594
15	1	37		21.15	21.22	21.10		
15	1	74		21.11	21.24	20.89		
15	36	0		19.96	20.01	19.99		
15	36	20		19.99	20.16	20.00		
15	36	39		20.11	20.12	20.03		
15	75	0		20.10	20.09	19.94		
Limit	EIRP < 2W			Result			Pass	



LTE Band 25 Maximum Average Power [dBm] (GT - LC = 2.9 dB)								
BW [MHz]	RB Size	RB Offset	Mod	Lowest	Middle	Highest	EIRP (dBm)	EIRP (W)
10	1	0	QPSK	22.81	22.85	22.85	25.79	0.3793
10	1	25		22.75	22.77	22.83		
10	1	49		22.75	22.89	22.83		
10	25	0		21.78	21.77	21.89		
10	25	12		21.80	21.80	21.89		
10	25	25		21.72	21.76	21.82		
10	50	0		21.77	21.77	21.87		
10	1	0	16-QAM	22.14	22.22	22.12	25.16	0.3281
10	1	25		22.07	22.15	22.07		
10	1	49		22.11	22.26	21.86		
10	25	0		20.93	20.97	20.97		
10	25	12		20.93	21.05	20.96		
10	25	25		20.87	20.93	20.87		
10	50	0		20.90	20.94	20.98		
10	1	0	64-QAM	21.09	21.28	21.11	24.25	0.2661
10	1	25		21.05	21.21	21.07		
10	1	49		21.06	21.35	20.93		
10	25	0		19.95	20.10	20.01		
10	25	12		19.97	20.09	20.01		
10	25	25		19.93	20.06	19.97		
10	50	0		19.92	20.06	20.03		
Limit	EIRP < 2W			Result			Pass	



LTE Band 25 Maximum Average Power [dBm] (GT - LC = 2.9 dB)								
BW [MHz]	RB Size	RB Offset	Mod	Lowest	Middle	Highest	EIRP (dBm)	EIRP (W)
5	1	0	QPSK	22.74	22.86	22.84	25.76	0.3767
5	1	12		22.75	22.81	22.85		
5	1	24		22.69	22.77	22.82		
5	12	0		21.79	21.80	21.87		
5	12	7		21.78	21.85	21.87		
5	12	13		21.76	21.80	21.84		
5	25	0		21.76	21.78	21.83		
5	1	0	16-QAM	22.05	22.23	22.00	25.13	0.3258
5	1	12		22.08	22.19	22.01		
5	1	24		22.03	22.21	21.86		
5	12	0		20.93	21.12	20.95		
5	12	7		20.96	21.12	20.97		
5	12	13		20.94	20.98	20.89		
5	25	0		20.90	21.04	20.91		
5	1	0	64-QAM	21.05	21.20	21.05	24.13	0.2588
5	1	12		21.06	21.23	21.01		
5	1	24		21.00	21.19	20.88		
5	12	0		20.01	20.17	20.05		
5	12	7		20.03	20.19	20.07		
5	12	13		20.00	20.15	19.97		
5	25	0		19.92	20.07	19.96		
Limit	EIRP < 2W			Result			Pass	



LTE Band 25 Maximum Average Power [dBm] (GT - LC = 2.9 dB)								
BW [MHz]	RB Size	RB Offset	Mod	Lowest	Middle	Highest	EIRP (dBm)	EIRP (W)
3	1	0	QPSK	22.74	22.77	22.84	25.75	0.3758
3	1	8		22.77	22.78	22.85		
3	1	14		22.71	22.74	22.82		
3	8	0		21.81	21.82	21.75		
3	8	4		21.82	21.84	21.89		
3	8	7		21.79	21.81	21.76		
3	15	0		21.80	21.82	21.82		
3	1	0	16-QAM	22.04	22.13	21.90	25.10	0.3236
3	1	8		22.07	22.20	21.85		
3	1	14		22.05	22.12	21.76		
3	8	0		20.96	21.04	20.83		
3	8	4		20.99	21.08	20.93		
3	8	7		20.95	21.02	20.90		
3	15	0		20.92	21.07	20.88		
3	1	0	64-QAM	21.02	21.21	21.02	24.12	0.2582
3	1	8		21.04	21.22	20.99		
3	1	14		21.03	21.19	20.90		
3	8	0		20.00	20.17	20.01		
3	8	4		20.04	20.21	20.02		
3	8	7		19.98	20.18	19.97		
3	15	0		19.93	20.09	20.00		
Limit	EIRP < 2W			Result			Pass	



LTE Band 25 Maximum Average Power [dBm] (GT - LC = 2.9 dB)								
BW [MHz]	RB Size	RB Offset	Mod	Lowest	Middle	Highest	EIRP (dBm)	EIRP (W)
1.4	1	0	QPSK	22.71	22.75	22.81	25.79	0.3793
1.4	1	3		22.79	22.84	22.89		
1.4	1	5		22.71	22.74	22.75		
1.4	3	0		22.75	22.78	22.73		
1.4	3	1		22.84	22.86	22.83		
1.4	3	3		22.79	22.80	22.80		
1.4	6	0		21.77	21.78	21.80		
1.4	1	0	16-QAM	22.03	22.12	21.79	25.08	0.3221
1.4	1	3		22.10	22.18	21.82		
1.4	1	5		22.00	22.10	21.74		
1.4	3	0		21.85	21.92	21.64		
1.4	3	1		21.91	21.96	21.70		
1.4	3	3		21.83	21.89	21.62		
1.4	6	0		20.96	21.01	20.85		
1.4	1	0	64-QAM	21.02	21.12	20.83	24.16	0.2606
1.4	1	3		21.09	21.26	20.90		
1.4	1	5		21.00	21.20	20.77		
1.4	3	0		21.02	21.19	20.94		
1.4	3	1		21.06	21.25	20.98		
1.4	3	3		21.03	21.18	20.92		
1.4	6	0		19.90	20.05	19.92		
Limit	EIRP < 2W			Result			Pass	



LTE Band 4 Maximum Average Power [dBm] (GT - LC = 2.9 dB)								
BW [MHz]	RB Size	RB Offset	Mod	Lowest	Middle	Highest	EIRP (dBm)	EIRP (W)
20	1	0	QPSK	23.01	23.08	23.15	26.10	0.4074
20	1	49		23.05	23.04	23.17		
20	1	99		23.10	23.09	23.20		
20	50	0		22.11	22.08	22.18		
20	50	24		22.10	22.08	22.26		
20	50	50		22.12	22.09	22.27		
20	100	0		21.99	22.09	22.22		
20	1	0	16-QAM	22.18	22.35	22.45	25.44	0.3499
20	1	49		22.38	22.38	22.42		
20	1	99		22.35	22.22	22.54		
20	50	0		21.14	21.31	21.25		
20	50	24		21.24	21.21	21.35		
20	50	50		21.29	21.14	21.32		
20	100	0		21.21	21.25	21.32		
20	1	0	64-QAM	21.26	21.45	21.40	24.40	0.2754
20	1	49		21.38	21.34	21.38		
20	1	99		21.41	21.24	21.50		
20	50	0		20.27	20.33	20.26		
20	50	24		20.28	20.30	20.38		
20	50	50		20.33	20.23	20.33		
20	100	0		20.26	20.29	20.33		
Limit	EIRP < 1W			Result			Pass	



LTE Band 4 Maximum Average Power [dBm] (GT - LC = 2.9 dB)								
BW [MHz]	RB Size	RB Offset	Mod	Lowest	Middle	Highest	EIRP (dBm)	EIRP (W)
15	1	0	QPSK	22.97	23.05	23.06	26.07	0.4046
15	1	37		23.02	23.01	23.17		
15	1	74		23.10	23.03	23.15		
15	36	0		22.09	21.98	22.11		
15	36	20		22.05	21.99	22.25		
15	36	39		22.04	22.01	22.25		
15	75	0		21.98	22.07	22.14		
15	1	0	16-QAM	22.14	22.35	22.35	25.42	0.3483
15	1	37		22.29	22.32	22.42		
15	1	74		22.29	22.15	22.52		
15	36	0		21.11	21.30	21.20		
15	36	20		21.17	21.20	21.28		
15	36	39		21.20	21.12	21.29		
15	75	0		21.15	21.22	21.27		
15	1	0	64-QAM	21.26	21.37	21.33	24.37	0.2735
15	1	37		21.28	21.27	21.28		
15	1	74		21.36	21.14	21.47		
15	36	0		20.25	20.26	20.18		
15	36	20		20.28	20.21	20.34		
15	36	39		20.28	20.14	20.25		
15	75	0		20.26	20.19	20.28		
Limit	EIRP < 1W			Result			Pass	



LTE Band 4 Maximum Average Power [dBm] (GT - LC = 2.9 dB)								
BW [MHz]	RB Size	RB Offset	Mod	Lowest	Middle	Highest	EIRP (dBm)	EIRP (W)
10	1	0	QPSK	22.95	23.06	23.10	26.10	0.4074
10	1	25		22.98	23.00	23.10		
10	1	49		23.03	23.00	23.20		
10	25	0		22.01	21.99	22.17		
10	25	12		22.08	22.04	22.16		
10	25	25		22.04	22.02	22.19		
10	50	0		21.98	22.06	22.14		
10	1	0	16-QAM	22.11	22.28	22.38	25.38	0.3451
10	1	25		22.30	22.28	22.36		
10	1	49		22.32	22.13	22.48		
10	25	0		21.06	21.28	21.17		
10	25	12		21.23	21.21	21.31		
10	25	25		21.29	21.05	21.32		
10	50	0		21.17	21.25	21.22		
10	1	0	64-QAM	21.26	21.39	21.36	24.38	0.2742
10	1	25		21.35	21.24	21.37		
10	1	49		21.39	21.23	21.48		
10	25	0		20.17	20.24	20.24		
10	25	12		20.20	20.23	20.28		
10	25	25		20.31	20.19	20.24		
10	50	0		20.18	20.24	20.26		
Limit	EIRP < 1W			Result			Pass	



LTE Band 4 Maximum Average Power [dBm] (GT - LC = 2.9 dB)								
BW [MHz]	RB Size	RB Offset	Mod	Lowest	Middle	Highest	EIRP (dBm)	EIRP (W)
5	1	0	QPSK	22.99	22.98	23.12	26.08	0.4055
5	1	12		23.02	22.97	23.11		
5	1	24		23.10	23.01	23.18		
5	12	0		22.07	22.04	22.10		
5	12	7		22.10	21.98	22.21		
5	12	13		22.11	22.09	22.17		
5	25	0		21.89	22.07	22.19		
5	1	0	16-QAM	22.16	22.28	22.38	25.34	0.3420
5	1	12		22.32	22.36	22.38		
5	1	24		22.34	22.18	22.44		
5	12	0		21.05	21.27	21.25		
5	12	7		21.14	21.12	21.28		
5	12	13		21.21	21.05	21.22		
5	25	0		21.18	21.22	21.31		
5	1	0	64-QAM	21.20	21.37	21.34	24.39	0.2748
5	1	12		21.29	21.27	21.32		
5	1	24		21.34	21.19	21.49		
5	12	0		20.22	20.30	20.23		
5	12	7		20.22	20.30	20.34		
5	12	13		20.32	20.17	20.25		
5	25	0		20.20	20.20	20.24		
Limit	EIRP < 1W			Result			Pass	



LTE Band 4 Maximum Average Power [dBm] (GT - LC = 2.9 dB)								
BW [MHz]	RB Size	RB Offset	Mod	Lowest	Middle	Highest	EIRP (dBm)	EIRP (W)
3	1	0	QPSK	22.98	23.08	23.09	26.03	0.4009
3	1	8		23.03	22.97	23.10		
3	1	14		23.08	23.08	23.13		
3	8	0		22.07	22.02	22.17		
3	8	4		22.06	22.07	22.18		
3	8	7		22.07	22.01	22.23		
3	15	0		21.89	22.05	22.15		
3	1	0	16-QAM	22.13	22.26	22.36	25.39	0.3459
3	1	8		22.32	22.38	22.38		
3	1	14		22.27	22.14	22.49		
3	8	0		21.05	21.30	21.22		
3	8	4		21.21	21.20	21.25		
3	8	7		21.23	21.09	21.23		
3	15	0		21.11	21.24	21.28		
3	1	0	64-QAM	21.20	21.41	21.39	24.38	0.2742
3	1	8		21.31	21.33	21.28		
3	1	14		21.40	21.24	21.48		
3	8	0		20.25	20.23	20.22		
3	8	4		20.25	20.27	20.28		
3	8	7		20.28	20.20	20.32		
3	15	0		20.26	20.21	20.33		
Limit	EIRP < 1W			Result			Pass	



LTE Band 4 Maximum Average Power [dBm] (GT - LC = 2.9 dB)								
BW [MHz]	RB Size	RB Offset	Mod	Lowest	Middle	Highest	EIRP (dBm)	EIRP (W)
1.4	1	0	QPSK	22.87	23.01	23.08	26.09	0.4064
1.4	1	3		22.98	23.10	23.17		
1.4	1	5		22.88	23.03	23.07		
1.4	3	0		22.95	23.09	23.15		
1.4	3	1		22.99	23.14	23.19		
1.4	3	3		22.95	23.09	23.16		
1.4	6	0		21.96	22.08	22.16		
1.4	1	0	16-QAM	22.14	22.33	22.39	25.38	0.3451
1.4	1	3		22.23	22.40	22.48		
1.4	1	5		22.16	22.30	22.40		
1.4	3	0		21.96	22.16	22.21		
1.4	3	1		22.01	22.20	22.25		
1.4	3	3		21.96	22.11	22.20		
1.4	6	0		21.10	21.27	21.32		
1.4	1	0	64-QAM	21.14	21.35	21.40	24.37	0.2735
1.4	1	3		21.20	21.39	21.47		
1.4	1	5		21.11	21.30	21.39		
1.4	3	0		21.13	21.33	21.41		
1.4	3	1		21.19	21.36	21.45		
1.4	3	3		21.11	21.30	21.39		
1.4	6	0		20.06	20.21	20.30		
Limit	EIRP < 1W			Result			Pass	



LTE Band 5 Maximum Average Power [dBm] (GT - LC = -0.8 dB)								
BW [MHz]	RB Size	RB Offset	Mod	Lowest	Middle	Highest	ERP (dBm)	ERP (W)
10	1	0	QPSK	23.13	23.18	23.04	20.23	0.1054
10	1	25		23.10	23.10	22.99		
10	1	49		23.14	23.10	23.01		
10	25	0		22.17	22.22	22.08		
10	25	12		22.21	22.18	22.07		
10	25	25		22.21	22.08	22.02		
10	50	0		22.24	22.16	22.07		
10	1	0	16-QAM	22.52	22.36	22.35	19.57	0.0906
10	1	25		22.38	22.36	22.20		
10	1	49		22.31	22.38	22.18		
10	25	0		21.29	21.23	21.16		
10	25	12		21.37	21.23	21.11		
10	25	25		21.24	21.19	21.05		
10	50	0		21.33	21.23	21.14		
10	1	0	64-QAM	21.46	21.34	21.33	18.51	0.0710
10	1	25		21.32	21.30	21.21		
10	1	49		21.25	21.37	21.17		
10	25	0		20.28	20.23	20.17		
10	25	12		20.36	20.24	20.15		
10	25	25		20.26	20.18	20.08		
10	50	0		20.34	20.24	20.13		
Limit	ERP < 7W			Result			Pass	



LTE Band 5 Maximum Average Power [dBm] (GT - LC = -0.8 dB)								
BW [MHz]	RB Size	RB Offset	Mod	Lowest	Middle	Highest	ERP (dBm)	ERP (W)
5	1	0	QPSK	23.12	23.08	22.96	20.17	0.1040
5	1	12		23.09	23.09	22.90		
5	1	24		23.06	23.01	22.97		
5	12	0		22.08	22.10	22.07		
5	12	7		22.19	22.15	21.98		
5	12	13		22.16	22.08	22.01		
5	25	0		22.16	22.10	22.05		
5	1	0	16-QAM	22.43	22.34	22.29	19.48	0.0887
5	1	12		22.33	22.28	22.12		
5	1	24		22.28	22.29	22.16		
5	12	0		21.27	21.16	21.11		
5	12	7		21.37	21.15	21.08		
5	12	13		21.20	21.13	21.01		
5	25	0		21.33	21.14	21.12		
5	1	0	64-QAM	21.37	21.31	21.27	18.42	0.0695
5	1	12		21.29	21.24	21.18		
5	1	24		21.23	21.36	21.09		
5	12	0		20.28	20.20	20.10		
5	12	7		20.28	20.17	20.10		
5	12	13		20.19	20.10	20.08		
5	25	0		20.34	20.14	20.11		
Limit	ERP < 7W			Result			Pass	



LTE Band 5 Maximum Average Power [dBm] (GT - LC = -0.8 dB)								
BW [MHz]	RB Size	RB Offset	Mod	Lowest	Middle	Highest	ERP (dBm)	ERP (W)
3	1	0	QPSK	23.05	23.13	23.00	20.18	0.1042
3	1	8		23.08	23.10	22.98		
3	1	14		23.13	23.07	23.00		
3	8	0		22.13	22.12	22.08		
3	8	4		22.17	22.14	22.04		
3	8	7		22.11	22.01	21.98		
3	15	0		22.21	22.14	22.00		
3	1	0	16-QAM	22.46	22.28	22.25	19.51	0.0893
3	1	8		22.28	22.34	22.16		
3	1	14		22.30	22.31	22.18		
3	8	0		21.24	21.14	21.12		
3	8	4		21.33	21.19	21.03		
3	8	7		21.23	21.10	20.95		
3	15	0		21.26	21.18	21.05		
3	1	0	64-QAM	21.39	21.28	21.30	18.44	0.0698
3	1	8		21.32	21.23	21.13		
3	1	14		21.19	21.34	21.11		
3	8	0		20.26	20.18	20.17		
3	8	4		20.34	20.14	20.10		
3	8	7		20.23	20.17	20.04		
3	15	0		20.34	20.21	20.05		
Limit	ERP < 7W			Result			Pass	



LTE Band 5 Maximum Average Power [dBm] (GT - LC = -0.8 dB)								
BW [MHz]	RB Size	RB Offset	Mod	Lowest	Middle	Highest	ERP (dBm)	ERP (W)
1.4	1	0	QPSK	23.03	23.03	22.97	20.19	0.1045
1.4	1	3		23.13	23.10	23.03		
1.4	1	5		23.03	23.01	22.97		
1.4	3	0		23.11	23.09	23.03		
1.4	3	1		23.14	23.12	23.08		
1.4	3	3		23.11	23.07	23.02		
1.4	6	0		22.13	22.09	22.05		
1.4	1	0	16-QAM	22.43	22.25	22.15	19.55	0.0902
1.4	1	3		22.50	22.31	22.19		
1.4	1	5		22.42	22.27	22.12		
1.4	3	0		22.22	22.08	21.98		
1.4	3	1		22.25	22.13	22.04		
1.4	3	3		22.19	22.08	21.99		
1.4	6	0		21.29	21.19	21.18		
1.4	1	0	64-QAM	21.40	21.24	21.14	18.50	0.0708
1.4	1	3		21.45	21.26	21.21		
1.4	1	5		21.39	21.21	21.15		
1.4	3	0		21.38	21.24	21.16		
1.4	3	1		21.40	21.28	21.22		
1.4	3	3		21.37	21.20	21.18		
1.4	6	0		20.23	20.14	20.11		
Limit	ERP < 7W			Result			Pass	



LTE Band 7 Maximum Average Power [dBm] (GT - LC = -2.7 dB)								
BW [MHz]	RB Size	RB Offset	Mod	Lowest	Middle	Highest	EIRP (dBm)	EIRP (W)
20	1	0	QPSK	23.23	23.25	23.37	20.77	0.1194
20	1	49		23.26	23.30	23.38		
20	1	99		23.37	23.37	23.47		
20	50	0		22.32	22.33	22.44		
20	50	24		22.33	22.37	22.47		
20	50	50		22.47	22.40	22.48		
20	100	0		22.43	22.38	22.44		
20	1	0	16-QAM	22.65	22.62	22.78	20.22	0.1052
20	1	49		22.62	22.70	22.76		
20	1	99		22.70	22.83	22.92		
20	50	0		21.44	21.43	21.54		
20	50	24		21.46	21.46	21.59		
20	50	50		21.52	21.50	21.59		
20	100	0		21.53	21.47	21.54		
20	1	0	64-QAM	21.59	21.50	21.66	19.13	0.0818
20	1	49		21.53	21.56	21.65		
20	1	99		21.61	21.73	21.83		
20	50	0		20.45	20.44	20.55		
20	50	24		20.47	20.47	20.55		
20	50	50		20.53	20.52	20.58		
20	100	0		20.54	20.48	20.57		
Limit	EIRP < 2W			Result			Pass	



LTE Band 7 Maximum Average Power [dBm] (GT - LC = -2.7 dB)								
BW [MHz]	RB Size	RB Offset	Mod	Lowest	Middle	Highest	EIRP (dBm)	EIRP (W)
15	1	0	QPSK	23.16	23.20	23.35	20.70	0.1175
15	1	37		23.22	23.20	23.34		
15	1	74		23.29	23.33	23.40		
15	36	0		22.30	22.23	22.43		
15	36	20		22.25	22.30	22.47		
15	36	39		22.47	22.35	22.48		
15	75	0		22.33	22.30	22.44		
15	1	0	16-QAM	22.58	22.53	22.69	20.15	0.1035
15	1	37		22.62	22.69	22.71		
15	1	74		22.60	22.74	22.85		
15	36	0		21.39	21.43	21.54		
15	36	20		21.44	21.45	21.51		
15	36	39		21.46	21.45	21.56		
15	75	0		21.43	21.41	21.49		
15	1	0	64-QAM	21.55	21.50	21.59	19.10	0.0813
15	1	37		21.48	21.52	21.59		
15	1	74		21.52	21.72	21.80		
15	36	0		20.42	20.34	20.54		
15	36	20		20.44	20.38	20.46		
15	36	39		20.44	20.47	20.55		
15	75	0		20.45	20.48	20.47		
Limit	EIRP < 2W			Result			Pass	



LTE Band 7 Maximum Average Power [dBm] (GT - LC = -2.7 dB)								
BW [MHz]	RB Size	RB Offset	Mod	Lowest	Middle	Highest	EIRP (dBm)	EIRP (W)
10	1	0	QPSK	23.16	23.23	23.27	20.76	0.1191
10	1	25		23.19	23.25	23.30		
10	1	49		23.31	23.36	23.46		
10	25	0		22.26	22.23	22.35		
10	25	12		22.33	22.32	22.46		
10	25	25		22.38	22.34	22.48		
10	50	0		22.41	22.28	22.44		
10	1	0	16-QAM	22.62	22.57	22.78	20.12	0.1028
10	1	25		22.57	22.70	22.68		
10	1	49		22.65	22.82	22.82		
10	25	0		21.35	21.33	21.50		
10	25	12		21.39	21.39	21.57		
10	25	25		21.50	21.42	21.58		
10	50	0		21.43	21.43	21.45		
10	1	0	64-QAM	21.52	21.44	21.63	19.05	0.0804
10	1	25		21.53	21.52	21.55		
10	1	49		21.59	21.63	21.75		
10	25	0		20.42	20.43	20.52		
10	25	12		20.37	20.39	20.46		
10	25	25		20.43	20.49	20.49		
10	50	0		20.49	20.43	20.48		
Limit	EIRP < 2W			Result			Pass	



LTE Band 7 Maximum Average Power [dBm] (GT - LC = -2.7 dB)								
BW [MHz]	RB Size	RB Offset	Mod	Lowest	Middle	Highest	EIRP (dBm)	EIRP (W)
5	1	0	QPSK	23.17	23.17	23.32	20.75	0.1189
5	1	12		23.24	23.30	23.28		
5	1	24		23.27	23.37	23.45		
5	12	0		22.29	22.28	22.44		
5	12	7		22.28	22.28	22.41		
5	12	13		22.45	22.30	22.43		
5	25	0		22.41	22.31	22.38		
5	1	0	16-QAM	22.65	22.56	22.68	20.16	0.1038
5	1	12		22.60	22.60	22.67		
5	1	24		22.66	22.83	22.86		
5	12	0		21.42	21.43	21.54		
5	12	7		21.36	21.38	21.55		
5	12	13		21.50	21.41	21.53		
5	25	0		21.48	21.45	21.52		
5	1	0	64-QAM	21.57	21.43	21.64	19.10	0.0813
5	1	12		21.46	21.51	21.61		
5	1	24		21.54	21.69	21.80		
5	12	0		20.41	20.43	20.48		
5	12	7		20.43	20.38	20.55		
5	12	13		20.51	20.49	20.51		
5	25	0		20.48	20.47	20.50		
Limit	EIRP < 2W			Result			Pass	



LTE Band 12 Maximum Average Power [dBm] (GT - LC = -1.6 dB)								
BW [MHz]	RB Size	RB Offset	Mod	Lowest	Middle	Highest	ERP (dBm)	ERP (W)
10	1	0	QPSK	22.92	23.05	23.07	19.37	0.0865
10	1	25		23.06	23.11	23.08		
10	1	49		23.11	23.12	23.11		
10	25	0		22.12	22.19	22.15		
10	25	12		22.23	22.18	22.17		
10	25	25		22.20	22.17	22.14		
10	50	0		22.18	22.17	22.14		
10	1	0	16-QAM	22.12	22.20	22.31	18.70	0.0741
10	1	25		22.24	22.42	22.32		
10	1	49		22.45	22.30	22.19		
10	25	0		21.14	21.21	21.16		
10	25	12		21.25	21.28	21.15		
10	25	25		21.26	21.17	21.08		
10	50	0		21.24	21.22	21.15		
10	1	0	64-QAM	21.06	21.15	21.29	17.65	0.0582
10	1	25		21.22	21.40	21.26		
10	1	49		21.39	21.25	21.16		
10	25	0		20.14	20.26	20.17		
10	25	12		20.26	20.25	20.18		
10	25	25		20.25	20.20	20.14		
10	50	0		20.27	20.23	20.16		
Limit	ERP < 3W			Result			Pass	



LTE Band 12 Maximum Average Power [dBm] (GT - LC = -1.6 dB)								
BW [MHz]	RB Size	RB Offset	Mod	Lowest	Middle	Highest	ERP (dBm)	ERP (W)
5	1	0	QPSK	22.90	23.04	22.97	19.36	0.0863
5	1	12		23.04	23.03	23.07		
5	1	24		23.09	23.10	23.11		
5	12	0		22.06	22.11	22.06		
5	12	7		22.19	22.17	22.17		
5	12	13		22.15	22.15	22.13		
5	25	0		22.15	22.14	22.14		
5	1	0	16-QAM	22.06	22.17	22.28	18.63	0.0729
5	1	12		22.22	22.37	22.28		
5	1	24		22.38	22.21	22.12		
5	12	0		21.11	21.15	21.08		
5	12	7		21.24	21.28	21.06		
5	12	13		21.16	21.10	21.08		
5	25	0		21.19	21.19	21.05		
5	1	0	64-QAM	21.04	21.05	21.24	17.58	0.0573
5	1	12		21.15	21.31	21.22		
5	1	24		21.33	21.16	21.06		
5	12	0		20.14	20.22	20.07		
5	12	7		20.16	20.17	20.14		
5	12	13		20.22	20.12	20.09		
5	25	0		20.22	20.14	20.15		
Limit	ERP < 3W			Result			Pass	



LTE Band 12 Maximum Average Power [dBm] (GT - LC = -1.6 dB)								
BW [MHz]	RB Size	RB Offset	Mod	Lowest	Middle	Highest	ERP (dBm)	ERP (W)
3	1	0	QPSK	22.91	23.01	22.98	19.36	0.0863
3	1	8		23.05	23.11	23.06		
3	1	14		23.03	23.09	23.06		
3	8	0		22.11	22.15	22.14		
3	8	4		22.22	22.14	22.15		
3	8	7		22.14	22.14	22.08		
3	15	0		22.13	22.17	22.05		
3	1	0	16-QAM	22.04	22.10	22.29	18.67	0.0736
3	1	8		22.21	22.42	22.22		
3	1	14		22.39	22.30	22.10		
3	8	0		21.10	21.11	21.09		
3	8	4		21.25	21.22	21.09		
3	8	7		21.26	21.12	20.98		
3	15	0		21.22	21.14	21.15		
3	1	0	64-QAM	21.01	21.15	21.20	17.63	0.0579
3	1	8		21.21	21.34	21.20		
3	1	14		21.38	21.18	21.09		
3	8	0		20.14	20.26	20.17		
3	8	4		20.19	20.23	20.13		
3	8	7		20.19	20.10	20.09		
3	15	0		20.20	20.22	20.07		
Limit	ERP < 3W			Result			Pass	



LTE Band 12 Maximum Average Power [dBm] (GT - LC = -1.6 dB)								
BW [MHz]	RB Size	RB Offset	Mod	Lowest	Middle	Highest	ERP (dBm)	ERP (W)
1.4	1	0	QPSK	22.97	22.93	22.99	19.36	0.0863
1.4	1	3		23.05	23.00	23.09		
1.4	1	5		22.98	22.93	23.02		
1.4	3	0		23.01	22.99	23.02		
1.4	3	1		23.08	23.04	23.11		
1.4	3	3		23.04	23.00	23.05		
1.4	6	0		22.10	22.10	22.16		
1.4	1	0	16-QAM	22.28	22.32	22.19	18.67	0.0736
1.4	1	3		22.29	22.42	22.24		
1.4	1	5		22.25	22.34	22.15		
1.4	3	0		22.11	22.16	22.05		
1.4	3	1		22.14	22.18	22.11		
1.4	3	3		22.09	22.12	22.04		
1.4	6	0		21.18	21.23	21.20		
1.4	1	0	64-QAM	21.23	21.29	21.17	17.61	0.0577
1.4	1	3		21.25	21.36	21.21		
1.4	1	5		21.20	21.30	21.13		
1.4	3	0		21.25	21.30	21.19		
1.4	3	1		21.29	21.34	21.23		
1.4	3	3		21.22	21.29	21.17		
1.4	6	0		20.12	20.17	20.15		
Limit	ERP < 3W			Result			Pass	



LTE Band 13 Maximum Average Power [dBm] (GT - LC = -0.9 dB)								
BW [MHz]	RB Size	RB Offset	Mod	Lowest	Middle	Highest	ERP (dBm)	ERP (W)
10	1	0	QPSK		22.93		19.21	0.0834
10	1	25			22.93			
10	1	49			22.96			
10	25	0			22.02			
10	25	12			21.96			
10	25	25			21.93			
10	50	0			21.97			
10	1	0	16-QAM	-	22.16	-	18.62	0.0728
10	1	25			22.27			
10	1	49			22.37			
10	25	0			21.09			
10	25	12			21.07			
10	25	25			21.04			
10	50	0			21.08			
10	1	0	64-QAM		21.14		17.56	0.0570
10	1	25			21.21			
10	1	49			21.31			
10	25	0			20.09			
10	25	12			20.11			
10	25	25			20.04			
10	50	0			20.09			
Limit	ERP < 3W			Result			Pass	



LTE Band 13 Maximum Average Power [dBm] (GT - LC = -0.9 dB)								
BW [MHz]	RB Size	RB Offset	Mod	Lowest	Middle	Highest	ERP (dBm)	ERP (W)
5	1	0	QPSK	22.95	22.93	22.78	19.20	0.0832
5	1	12		22.95	22.90	22.87		
5	1	24		22.93	22.89	22.86		
5	12	0		22.02	21.99	21.85		
5	12	7		22.06	21.99	21.85		
5	12	13		21.98	21.94	21.95		
5	25	0		21.98	21.96	21.83		
5	1	0	16-QAM	22.13	22.23	22.16	18.53	0.0713
5	1	12		22.26	22.28	22.25		
5	1	24		22.28	22.24	22.27		
5	12	0		21.09	21.08	20.96		
5	12	7		21.14	21.10	20.96		
5	12	13		21.08	21.05	21.05		
5	25	0		21.06	21.07	20.92		
5	1	0	64-QAM	21.12	21.21	21.09	17.47	0.0558
5	1	12		21.22	21.21	21.18		
5	1	24		21.21	21.17	21.20		
5	12	0		20.14	20.14	19.99		
5	12	7		20.14	20.15	20.02		
5	12	13		20.14	20.10	20.10		
5	25	0		20.07	20.03	19.94		
Limit	ERP < 3W			Result			Pass	



LTE Band 17 Maximum Average Power [dBm] (GT - LC = -1.6 dB)								
BW [MHz]	RB Size	RB Offset	Mod	Lowest	Middle	Highest	ERP (dBm)	ERP (W)
10	1	0	QPSK	23.01	22.98	22.98	19.27	0.0845
10	1	25		23.01	23.00	22.99		
10	1	49		23.00	23.02	23.01		
10	25	0		22.09	22.09	22.09		
10	25	12		22.11	22.10	22.10		
10	25	25		22.10	22.12	22.10		
10	50	0		22.10	22.09	22.10		
10	1	0	16-QAM	22.21	22.24	22.26	18.56	0.0718
10	1	25		22.31	22.25	22.22		
10	1	49		22.15	22.14	22.12		
10	25	0		21.19	21.19	21.13		
10	25	12		21.18	21.15	21.14		
10	25	25		21.13	21.10	21.08		
10	50	0		21.16	21.15	21.13		
10	1	0	64-QAM	21.17	21.19	21.21	17.52	0.0565
10	1	25		21.27	21.25	21.20		
10	1	49		21.11	21.11	21.05		
10	25	0		20.16	20.16	20.15		
10	25	12		20.21	20.20	20.19		
10	25	25		20.14	20.14	20.11		
10	50	0		20.17	20.16	20.12		
Limit	ERP < 3W			Result			Pass	



LTE Band 17 Maximum Average Power [dBm] (GT - LC = -1.6 dB)								
BW [MHz]	RB Size	RB Offset	Mod	Lowest	Middle	Highest	ERP (dBm)	ERP (W)
5	1	0	QPSK	22.92	22.94	22.92	19.22	0.0836
5	1	12		22.95	22.91	22.93		
5	1	24		22.91	22.97	22.92		
5	12	0		22.04	22.09	22.06		
5	12	7		22.07	22.01	22.00		
5	12	13		22.09	22.10	22.10		
5	25	0		22.02	22.01	22.08		
5	1	0	16-QAM	22.16	22.20	22.18	18.46	0.0701
5	1	12		22.21	22.18	22.21		
5	1	24		22.13	22.04	22.05		
5	12	0		21.13	21.18	21.06		
5	12	7		21.14	21.08	21.09		
5	12	13		21.05	21.06	21.06		
5	25	0		21.06	21.06	21.11		
5	1	0	64-QAM	21.17	21.12	21.21	17.46	0.0557
5	1	12		21.21	21.19	21.14		
5	1	24		21.04	21.02	21.01		
5	12	0		20.07	20.08	20.11		
5	12	7		20.11	20.10	20.16		
5	12	13		20.07	20.13	20.11		
5	25	0		20.10	20.13	20.05		
Limit	ERP < 3W			Result			Pass	



LTE Band 26 Maximum Average Power [dBm] (GT - LC = -0.8 dB)								
BW [MHz]	RB Size	RB Offset	Mod	Lowest	Middle	Highest	ERP (dBm)	ERP (W)
15	1	0	QPSK	23.20	23.21	23.14	19.46	0.0883
15	1	37		23.19	23.16	23.13		
15	1	74		23.19	23.20	23.10		
15	36	0		22.31	22.32	22.17		
15	36	20		22.30	22.26	22.16		
15	36	39		22.31	22.18	22.13		
15	75	0		22.25	22.26	22.20		
15	1	0	16-QAM	22.43	22.60	22.36	18.85	0.0767
15	1	37		22.57	22.35	22.44		
15	1	74		22.52	22.46	22.32		
15	36	0		21.39	21.35	21.22		
15	36	20		21.44	21.29	21.33		
15	36	39		21.45	21.25	21.22		
15	75	0		21.38	21.30	21.29		
15	1	0	64-QAM	21.42	21.53	21.31	17.79	0.0601
15	1	37		21.54	21.35	21.43		
15	1	74		21.49	21.43	21.33		
15	36	0		20.41	20.37	20.24		
15	36	20		20.44	20.31	20.34		
15	36	39		20.47	20.25	20.25		
15	75	0		20.36	20.31	20.28		
Limit	ERP < 5W			Result			Pass	



LTE Band 26 Maximum Average Power [dBm] (GT - LC = -0.8 dB)								
BW [MHz]	RB Size	RB Offset	Mod	Lowest	Middle	Highest	ERP (dBm)	ERP (W)
10	1	0	QPSK	23.10	23.12	23.05	19.44	0.0879
10	1	25		23.19	23.12	23.13		
10	1	49		23.17	23.15	23.03		
10	25	0		22.31	22.25	22.14		
10	25	12		22.23	22.26	22.13		
10	25	25		22.24	22.16	22.04		
10	50	0		22.18	22.23	22.11		
10	1	0	16-QAM	22.41	22.56	22.31	18.81	0.0760
10	1	25		22.54	22.28	22.44		
10	1	49		22.47	22.41	22.28		
10	25	0		21.30	21.32	21.16		
10	25	12		21.39	21.27	21.28		
10	25	25		21.35	21.25	21.22		
10	50	0		21.30	21.26	21.27		
10	1	0	64-QAM	21.36	21.43	21.28	17.79	0.0601
10	1	25		21.54	21.34	21.35		
10	1	49		21.40	21.40	21.33		
10	25	0		20.31	20.36	20.20		
10	25	12		20.36	20.25	20.29		
10	25	25		20.46	20.23	20.22		
10	50	0		20.27	20.25	20.24		
Limit	ERP < 5W			Result			Pass	



LTE Band 26 Maximum Average Power [dBm] (GT - LC = -0.8 dB)								
BW [MHz]	RB Size	RB Offset	Mod	Lowest	Middle	Highest	ERP (dBm)	ERP (W)
5	1	0	QPSK	23.15	23.13	23.04	19.45	0.0881
5	1	12		23.14	23.08	23.12		
5	1	24		23.16	23.20	23.06		
5	12	0		22.24	22.32	22.09		
5	12	7		22.23	22.25	22.12		
5	12	13		22.27	22.10	22.13		
5	25	0		22.20	22.20	22.20		
5	1	0	16-QAM	22.40	22.51	22.30	18.76	0.0752
5	1	12		22.47	22.27	22.39		
5	1	24		22.48	22.40	22.25		
5	12	0		21.37	21.28	21.14		
5	12	7		21.34	21.19	21.27		
5	12	13		21.38	21.22	21.13		
5	25	0		21.36	21.21	21.23		
5	1	0	64-QAM	21.40	21.43	21.26	17.70	0.0589
5	1	12		21.45	21.25	21.37		
5	1	24		21.42	21.41	21.24		
5	12	0		20.36	20.30	20.16		
5	12	7		20.41	20.27	20.25		
5	12	13		20.45	20.22	20.17		
5	25	0		20.26	20.25	20.28		
Limit	ERP < 5W			Result			Pass	



LTE Band 26 Maximum Average Power [dBm] (GT - LC = -0.8 dB)								
BW [MHz]	RB Size	RB Offset	Mod	Lowest	Middle	Highest	ERP (dBm)	ERP (W)
3	1	0	QPSK	23.18	23.17	23.07	19.45	0.0881
3	1	8		23.18	23.07	23.09		
3	1	14		23.15	23.20	23.07		
3	8	0		22.26	22.25	22.14		
3	8	4		22.20	22.18	22.15		
3	8	7		22.24	22.11	22.11		
3	15	0		22.25	22.20	22.20		
3	1	0	16-QAM	22.36	22.58	22.26	18.83	0.0764
3	1	8		22.53	22.29	22.37		
3	1	14		22.43	22.39	22.26		
3	8	0		21.36	21.34	21.17		
3	8	4		21.35	21.19	21.28		
3	8	7		21.35	21.21	21.12		
3	15	0		21.36	21.22	21.25		
3	1	0	64-QAM	22.36	22.58	22.26	18.83	0.0764
3	1	8		22.53	22.29	22.37		
3	1	14		22.43	22.39	22.26		
3	8	0		21.36	21.34	21.17		
3	8	4		21.35	21.19	21.28		
3	8	7		21.35	21.21	21.12		
3	15	0		21.36	21.22	21.25		
Limit	ERP < 5W			Result			Pass	



LTE Band 26 Maximum Average Power [dBm] (GT - LC = -0.8 dB)								
BW [MHz]	RB Size	RB Offset	Mod	Lowest	Middle	Highest	ERP (dBm)	ERP (W)
1.4	1	0	QPSK	23.15	23.10	23.09	19.45	0.0881
1.4	1	3		23.18	23.17	23.16		
1.4	1	5		23.12	23.11	23.11		
1.4	3	0		23.18	23.14	23.14		
1.4	3	1		23.20	23.19	23.18		
1.4	3	3		23.17	23.16	23.15		
1.4	6	0		22.19	22.16	22.18		
1.4	1	0	16-QAM	22.34	22.30	22.24	18.68	0.0738
1.4	1	3		22.43	22.38	22.31		
1.4	1	5		22.34	22.30	22.22		
1.4	3	0		22.17	22.15	22.10		
1.4	3	1		22.23	22.19	22.15		
1.4	3	3		22.17	22.12	22.10		
1.4	6	0		21.28	21.29	21.30		
1.4	1	0	64-QAM	22.34	22.30	22.24	18.68	0.0738
1.4	1	3		22.43	22.38	22.31		
1.4	1	5		22.34	22.30	22.22		
1.4	3	0		22.17	22.15	22.10		
1.4	3	1		22.23	22.19	22.15		
1.4	3	3		22.17	22.12	22.10		
1.4	6	0		21.28	21.29	21.30		
Limit	ERP < 5W			Result			Pass	



LTE Band 41 Maximum Average Power [dBm] (GT - LC = -2.7 dB)								
BW [MHz]	RB Size	RB Offset	Mod	Lowest	Middle	Highest	EIRP (dBm)	EIRP (W)
20	1	0	QPSK	23.55	23.70	23.77	21.22	0.1324
20	1	49		23.69	23.69	23.68		
20	1	99		23.92	23.72	23.87		
20	50	0		22.63	22.76	22.78		
20	50	24		22.66	22.77	22.79		
20	50	50		22.64	22.72	22.71		
20	100	0		22.67	22.70	22.72		
20	1	0	16-QAM	22.68	22.87	22.87	20.26	0.1062
20	1	49		22.89	22.87	22.80		
20	1	99		22.88	22.86	22.96		
20	50	0		21.81	21.86	21.89		
20	50	24		21.83	21.89	21.89		
20	50	50		21.85	21.88	21.91		
20	100	0		21.80	21.85	21.87		
20	1	0	64-QAM	21.50	21.60	21.69	19.06	0.0805
20	1	49		21.61	21.64	21.66		
20	1	99		21.61	21.68	21.76		
20	50	0		20.78	20.87	20.87		
20	50	24		20.79	20.87	20.91		
20	50	50		20.80	20.90	20.88		
20	100	0		20.81	20.87	20.95		
Limit	EIRP < 2W			Result			Pass	



LTE Band 41 Maximum Average Power [dBm] (GT - LC = -2.7 dB)								
BW [MHz]	RB Size	RB Offset	Mod	Lowest	Middle	Highest	EIRP (dBm)	EIRP (W)
15	1	0	QPSK	23.47	23.69	23.75	21.18	0.1312
15	1	37		23.67	23.65	23.58		
15	1	74		23.88	23.71	23.84		
15	36	0		22.58	22.69	22.76		
15	36	20		22.59	22.72	22.69		
15	36	39		22.55	22.63	22.65		
15	75	0		22.67	22.64	22.69		
15	1	0	16-QAM	22.58	22.82	22.80	20.20	0.1047
15	1	37		22.86	22.85	22.78		
15	1	74		22.85	22.77	22.90		
15	36	0		21.78	21.81	21.83		
15	36	20		21.77	21.87	21.83		
15	36	39		21.84	21.85	21.85		
15	75	0		21.73	21.78	21.87		
15	1	0	64-QAM	21.43	21.57	21.68	19.03	0.0800
15	1	37		21.54	21.56	21.58		
15	1	74		21.61	21.60	21.73		
15	36	0		20.68	20.82	20.81		
15	36	20		20.74	20.85	20.87		
15	36	39		20.75	20.84	20.82		
15	75	0		20.80	20.78	20.92		
Limit	EIRP < 2W			Result			Pass	



LTE Band 41 Maximum Average Power [dBm] (GT - LC = -2.7 dB)								
BW [MHz]	RB Size	RB Offset	Mod	Lowest	Middle	Highest	EIRP (dBm)	EIRP (W)
10	1	0	QPSK	23.49	23.69	23.67	21.18	0.1312
10	1	25		23.65	23.66	23.63		
10	1	49		23.88	23.68	23.78		
10	25	0		22.54	22.73	22.73		
10	25	12		22.56	22.70	22.78		
10	25	25		22.63	22.67	22.63		
10	50	0		22.67	22.65	22.69		
10	1	0	16-QAM	22.64	22.82	22.80	20.19	0.1045
10	1	25		22.87	22.86	22.79		
10	1	49		22.80	22.77	22.89		
10	25	0		21.78	21.77	21.83		
10	25	12		21.83	21.85	21.88		
10	25	25		21.76	21.79	21.89		
10	50	0		21.75	21.75	21.82		
10	1	0	64-QAM	21.44	21.55	21.61	19.03	0.0800
10	1	25		21.61	21.57	21.56		
10	1	49		21.59	21.59	21.73		
10	25	0		20.70	20.78	20.78		
10	25	12		20.79	20.79	20.91		
10	25	25		20.74	20.81	20.78		
10	50	0		20.74	20.79	20.91		
Limit	EIRP < 2W			Result			Pass	



LTE Band 41 Maximum Average Power [dBm] (GT - LC = -2.7 dB)								
BW [MHz]	RB Size	RB Offset	Mod	Lowest	Middle	Highest	EIRP (dBm)	EIRP (W)
5	1	0	QPSK	23.46	23.64	23.71	21.18	0.1312
5	1	12		23.65	23.67	23.64		
5	1	24		23.88	23.64	23.77		
5	12	0		22.61	22.70	22.76		
5	12	7		22.65	22.72	22.72		
5	12	13		22.61	22.71	22.66		
5	25	0		22.66	22.67	22.62		
5	1	0	16-QAM	22.58	22.85	22.77	20.26	0.1062
5	1	12		22.79	22.84	22.70		
5	1	24		22.83	22.78	22.96		
5	12	0		21.73	21.84	21.89		
5	12	7		21.76	21.88	21.87		
5	12	13		21.83	21.87	21.81		
5	25	0		21.75	21.81	21.84		
5	1	0	64-QAM	21.40	21.52	21.64	19.00	0.0794
5	1	12		21.56	21.63	21.59		
5	1	24		21.55	21.65	21.70		
5	12	0		20.69	20.81	20.83		
5	12	7		20.75	20.81	20.91		
5	12	13		20.70	20.82	20.86		
5	25	0		20.76	20.82	20.94		
Limit	EIRP < 2W			Result			Pass	



LTE Band 66 Maximum Average Power [dBm] (GT - LC = 2.9 dB)								
BW [MHz]	RB Size	RB Offset	Mod	Lowest	Middle	Highest	EIRP (dBm)	EIRP (W)
20	1	0	QPSK	23.14	23.20	23.14	26.11	0.4083
20	1	49		23.17	23.21	23.16		
20	1	99		23.01	23.05	22.98		
20	50	0		22.10	22.14	22.08		
20	50	24		22.03	22.11	22.03		
20	50	50		22.02	22.07	22.01		
20	100	0		22.06	22.11	22.04		
20	1	0	16-QAM	22.42	22.47	22.52	25.43	0.3491
20	1	49		22.53	22.43	22.44		
20	1	99		22.37	22.45	22.26		
20	50	0		21.20	21.22	21.19		
20	50	24		21.19	21.18	21.13		
20	50	50		21.14	21.18	21.12		
20	100	0		21.17	21.19	21.16		
20	1	0	64-QAM	21.38	21.47	21.49	24.42	0.2767
20	1	49		21.52	21.42	21.42		
20	1	99		21.36	21.42	21.32		
20	50	0		20.23	20.23	20.22		
20	50	24		20.21	20.20	20.19		
20	50	50		20.22	20.20	20.16		
20	100	0		20.20	20.21	20.19		
Limit	EIRP < 1W			Result			Pass	



LTE Band 66 Maximum Average Power [dBm] (GT - LC = 2.9 dB)								
BW [MHz]	RB Size	RB Offset	Mod	Lowest	Middle	Highest	EIRP (dBm)	EIRP (W)
15	1	0	QPSK	23.04	23.18	23.07	26.10	0.4074
15	1	37		23.12	23.20	23.12		
15	1	74		22.95	22.97	22.94		
15	36	0		22.10	22.04	21.99		
15	36	20		21.95	22.06	21.97		
15	36	39		22.01	22.03	21.97		
15	75	0		21.96	22.01	22.02		
15	1	0	16-QAM	22.38	22.41	22.47	25.40	0.3467
15	1	37		22.50	22.34	22.38		
15	1	74		22.33	22.43	22.16		
15	36	0		21.16	21.22	21.09		
15	36	20		21.17	21.17	21.09		
15	36	39		21.11	21.10	21.06		
15	75	0		21.17	21.15	21.10		
15	1	0	64-QAM	21.36	21.47	21.48	24.38	0.2742
15	1	37		21.46	21.38	21.33		
15	1	74		21.28	21.41	21.23		
15	36	0		20.19	20.22	20.15		
15	36	20		20.12	20.18	20.18		
15	36	39		20.22	20.13	20.11		
15	75	0		20.16	20.12	20.09		
Limit	EIRP < 1W			Result			Pass	



LTE Band 66 Maximum Average Power [dBm] (GT - LC = 2.9 dB)								
BW [MHz]	RB Size	RB Offset	Mod	Lowest	Middle	Highest	EIRP (dBm)	EIRP (W)
10	1	0	QPSK	23.10	23.20	23.10	26.10	0.4074
10	1	25		23.07	23.20	23.06		
10	1	49		23.01	23.02	22.89		
10	25	0		22.03	22.13	22.08		
10	25	12		21.93	22.07	21.99		
10	25	25		22.01	22.04	21.98		
10	50	0		22.01	22.08	22.01		
10	1	0	16-QAM	22.37	22.38	22.43	25.40	0.3467
10	1	25		22.50	22.40	22.42		
10	1	49		22.32	22.38	22.20		
10	25	0		21.14	21.18	21.15		
10	25	12		21.16	21.08	21.09		
10	25	25		21.04	21.10	21.05		
10	50	0		21.11	21.19	21.13		
10	1	0	64-QAM	21.38	21.38	21.43	24.39	0.2748
10	1	25		21.49	21.41	21.41		
10	1	49		21.26	21.39	21.31		
10	25	0		20.17	20.20	20.12		
10	25	12		20.16	20.16	20.15		
10	25	25		20.21	20.18	20.10		
10	50	0		20.19	20.21	20.17		
Limit	EIRP < 1W			Result			Pass	



LTE Band 66 Maximum Average Power [dBm] (GT - LC = 2.9 dB)								
BW [MHz]	RB Size	RB Offset	Mod	Lowest	Middle	Highest	EIRP (dBm)	EIRP (W)
5	1	0	QPSK	23.04	23.18	23.07	26.08	0.4055
5	1	12		23.07	23.13	23.12		
5	1	24		22.99	22.96	22.88		
5	12	0		22.08	22.11	22.02		
5	12	7		21.99	22.06	21.97		
5	12	13		21.92	22.07	22.00		
5	25	0		22.02	22.08	22.04		
5	1	0	16-QAM	22.42	22.42	22.45	25.43	0.3491
5	1	12		22.53	22.36	22.39		
5	1	24		22.30	22.39	22.25		
5	12	0		21.10	21.18	21.18		
5	12	7		21.11	21.14	21.06		
5	12	13		21.13	21.14	21.05		
5	25	0		21.07	21.15	21.06		
5	1	0	64-QAM	21.31	21.38	21.40	24.34	0.2716
5	1	12		21.44	21.32	21.41		
5	1	24		21.32	21.40	21.27		
5	12	0		20.15	20.18	20.20		
5	12	7		20.15	20.12	20.14		
5	12	13		20.19	20.18	20.09		
5	25	0		20.17	20.20	20.12		
Limit	EIRP < 1W			Result			Pass	



LTE Band 66 Maximum Average Power [dBm] (GT - LC = 2.9 dB)								
BW [MHz]	RB Size	RB Offset	Mod	Lowest	Middle	Highest	EIRP (dBm)	EIRP (W)
3	1	0	QPSK	23.09	23.16	23.07	26.06	0.4036
3	1	8		23.12	23.13	23.14		
3	1	14		22.99	23.05	22.92		
3	8	0		22.02	22.10	22.01		
3	8	4		22.02	22.01	22.00		
3	8	7		21.95	21.98	21.93		
3	15	0		22.02	22.10	22.02		
3	1	0	16-QAM	22.37	22.38	22.50	25.40	0.3467
3	1	8		22.49	22.37	22.43		
3	1	14		22.27	22.45	22.16		
3	8	0		21.20	21.17	21.18		
3	8	4		21.10	21.12	21.09		
3	8	7		21.06	21.15	21.05		
3	15	0		21.15	21.18	21.08		
3	1	0	64-QAM	21.34	21.40	21.39	24.32	0.2704
3	1	8		21.42	21.37	21.32		
3	1	14		21.26	21.36	21.30		
3	8	0		20.21	20.22	20.18		
3	8	4		20.18	20.15	20.15		
3	8	7		20.22	20.20	20.07		
3	15	0		20.14	20.17	20.13		
Limit	EIRP < 1W			Result			Pass	



LTE Band 66 Maximum Average Power [dBm] (GT - LC = 2.9 dB)								
BW [MHz]	RB Size	RB Offset	Mod	Lowest	Middle	Highest	EIRP (dBm)	EIRP (W)
1.4	1	0	QPSK	23.01	23.07	22.93	26.08	0.4055
1.4	1	3		23.11	23.15	23.05		
1.4	1	5		23.01	23.02	22.91		
1.4	3	0		23.08	23.10	23.00		
1.4	3	1		23.13	23.18	23.07		
1.4	3	3		23.08	23.11	23.03		
1.4	6	0		22.07	22.10	22.00		
1.4	1	0	16-QAM	22.27	22.27	22.19	25.25	0.3350
1.4	1	3		22.35	22.35	22.30		
1.4	1	5		22.26	22.27	22.16		
1.4	3	0		22.08	22.11	22.02		
1.4	3	1		22.13	22.16	22.07		
1.4	3	3		22.06	22.10	22.02		
1.4	6	0		21.22	21.25	21.19		
1.4	1	0	64-QAM	21.26	21.24	21.19	24.22	0.2642
1.4	1	3		21.32	21.32	21.30		
1.4	1	5		21.25	21.24	21.21		
1.4	3	0		21.25	21.27	21.24		
1.4	3	1		21.29	21.31	21.27		
1.4	3	3		21.25	21.24	21.23		
1.4	6	0		20.17	20.21	20.14		
Limit	EIRP < 1W			Result			Pass	



LTE Band 71 Maximum Average Power [dBm] (GT - LC = -1.3 dB)								
BW [MHz]	RB Size	RB Offset	Mod	Lowest	Middle	Highest	ERP (dBm)	ERP (W)
20	1	0	QPSK	22.83	22.86	22.85	19.40	0.0871
20	1	49		22.92	22.99	23.05		
20	1	99		22.93	23.10	23.15		
20	50	0		21.94	21.95	21.92		
20	50	24		21.93	21.88	22.06		
20	50	50		21.98	21.98	22.09		
20	100	0		22.03	21.93	22.02		
20	1	0	16-QAM	22.12	22.24	22.18	18.72	0.0745
20	1	49		22.34	22.44	22.39		
20	1	99		22.29	22.47	22.39		
20	50	0		21.04	21.15	20.98		
20	50	24		21.03	21.12	21.04		
20	50	50		21.06	21.20	21.35		
20	100	0		21.11	21.08	21.29		
20	1	0	64-QAM	21.06	21.24	21.27	17.79	0.0601
20	1	49		21.31	21.31	21.50		
20	1	99		21.30	21.35	21.54		
20	50	0		20.10	20.03	20.20		
20	50	24		20.06	20.08	20.36		
20	50	50		20.10	20.17	20.37		
20	100	0		20.16	20.12	20.32		
Limit	ERP < 3W			Result			Pass	



LTE Band 71 Maximum Average Power [dBm] (GT - LC = -1.3 dB)								
BW [MHz]	RB Size	RB Offset	Mod	Lowest	Middle	Highest	ERP (dBm)	ERP (W)
15	1	0	QPSK	22.75	22.81	22.82	19.31	0.0853
15	1	37		22.88	22.97	22.99		
15	1	74		22.84	23.04	23.06		
15	36	0		21.91	21.92	21.92		
15	36	20		21.89	21.79	22.02		
15	36	39		21.91	21.96	22.05		
15	75	0		21.99	21.93	21.95		
15	1	0	16-QAM	22.09	22.21	22.15	18.66	0.0735
15	1	37		22.31	22.37	22.37		
15	1	74		22.25	22.41	22.32		
15	36	0		21.02	21.11	20.97		
15	36	20		20.99	21.07	20.99		
15	36	39		20.97	21.17	21.27		
15	75	0		21.09	21.01	21.29		
15	1	0	64-QAM	21.06	21.17	21.19	17.79	0.0601
15	1	37		21.22	21.22	21.40		
15	1	74		21.24	21.31	21.54		
15	36	0		20.01	19.97	20.10		
15	36	20		19.98	20.06	20.33		
15	36	39		20.00	20.09	20.28		
15	75	0		20.13	20.12	20.30		
Limit	ERP < 3W			Result			Pass	



LTE Band 71 Maximum Average Power [dBm] (GT - LC = -1.3 dB)								
BW [MHz]	RB Size	RB Offset	Mod	Lowest	Middle	Highest	ERP (dBm)	ERP (W)
10	1	0	QPSK	22.79	22.84	22.81	19.35	0.0861
10	1	25		22.88	22.92	22.98		
10	1	49		22.84	23.09	23.10		
10	25	0		21.84	21.90	21.90		
10	25	12		21.90	21.79	22.05		
10	25	25		21.91	21.95	22.05		
10	50	0		22.00	21.84	21.92		
10	1	0	16-QAM	22.06	22.18	22.08	18.64	0.0731
10	1	25		22.34	22.38	22.32		
10	1	49		22.22	22.39	22.29		
10	25	0		20.95	21.15	20.96		
10	25	12		20.93	21.07	21.02		
10	25	25		20.97	21.18	21.33		
10	50	0		21.11	21.08	21.27		
10	1	0	64-QAM	20.97	21.22	21.23	17.75	0.0596
10	1	25		21.25	21.23	21.40		
10	1	49		21.30	21.32	21.50		
10	25	0		20.03	19.97	20.19		
10	25	12		19.99	20.02	20.33		
10	25	25		20.05	20.13	20.35		
10	50	0		20.08	20.07	20.29		
Limit	ERP < 3W			Result			Pass	



LTE Band 71 Maximum Average Power [dBm] (GT - LC = -1.3 dB)								
BW [MHz]	RB Size	RB Offset	Mod	Lowest	Middle	Highest	ERP (dBm)	ERP (W)
5	1	0	QPSK	22.82	22.84	22.82	19.33	0.0857
5	1	12		22.90	22.92	23.01		
5	1	24		22.87	23.08	23.05		
5	12	0		21.94	21.92	21.83		
5	12	7		21.84	21.78	22.05		
5	12	13		21.91	21.90	22.05		
5	25	0		22.00	21.88	21.94		
5	1	0	16-QAM	22.09	22.17	22.11	18.71	0.0743
5	1	12		22.30	22.39	22.33		
5	1	24		22.21	22.46	22.29		
5	12	0		20.98	21.14	20.97		
5	12	7		20.96	21.04	20.98		
5	12	13		21.06	21.20	21.25		
5	25	0		21.01	21.07	21.22		
5	1	0	64-QAM	20.96	21.21	21.21	17.75	0.0596
5	1	12		21.28	21.22	21.41		
5	1	24		21.22	21.27	21.50		
5	12	0		20.07	20.03	20.11		
5	12	7		19.99	20.05	20.31		
5	12	13		20.09	20.15	20.30		
5	25	0		20.16	20.07	20.32		
Limit	ERP < 3W			Result			Pass	



<Diversity Antenna>

LTE Band 4 Maximum Average Power [dBm] (GT - LC = -1.7 dB)								
BW [MHz]	RB Size	RB Offset	Mod	Lowest	Middle	Highest	EIRP (dBm)	EIRP (W)
20	1	0	QPSK	21.56	21.67	21.71	20.01	0.1002
20	1	49		21.65	21.64	21.68		
20	1	99		21.60	21.60	21.69		
20	50	0		20.67	20.70	20.71		
20	50	24		20.67	20.71	20.79		
20	50	50		20.71	20.64	20.73		
20	100	0		20.63	20.67	20.76		
20	1	0	16-QAM	20.83	21.00	20.94	19.30	0.0851
20	1	49		20.98	20.98	20.91		
20	1	99		21.00	20.82	21.00		
20	50	0		19.79	19.85	19.78		
20	50	24		19.81	19.81	19.88		
20	50	50		19.84	19.73	19.83		
20	100	0		19.75	19.79	19.82		
20	1	0	64-QAM	19.81	19.99	19.94	18.30	0.0676
20	1	49		19.94	19.98	19.88		
20	1	99		20.00	19.80	20.00		
20	50	0		18.82	18.86	18.80		
20	50	24		18.83	18.84	18.91		
20	50	50		18.87	18.76	18.84		
20	100	0		18.79	18.81	18.88		
Limit	EIRP < 1W			Result			Pass	



LTE Band 4 Maximum Average Power [dBm] (GT - LC = -1.7 dB)								
BW [MHz]	RB Size	RB Offset	Mod	Lowest	Middle	Highest	EIRP (dBm)	EIRP (W)
15	1	0	QPSK	21.54	21.71	21.70	20.01	0.1002
15	1	37		21.61	21.59	21.67		
15	1	74		21.57	21.63	21.70		
15	36	0		20.64	20.71	20.77		
15	36	20		20.69	20.68	20.77		
15	36	39		20.62	20.63	20.70		
15	75	0		20.64	20.66	20.74		
15	1	0	16-QAM	20.82	21.00	20.96	19.30	0.0851
15	1	37		20.94	20.98	20.93		
15	1	74		20.96	20.86	21.00		
15	36	0		19.75	19.84	19.81		
15	36	20		19.79	19.84	19.85		
15	36	39		19.77	19.75	19.81		
15	75	0		19.77	19.80	19.83		
15	1	0	64-QAM	19.80	20.00	19.96	18.30	0.0676
15	1	37		19.91	19.97	19.92		
15	1	74		19.91	19.85	20.00		
15	36	0		18.84	18.92	18.89		
15	36	20		18.87	18.90	18.94		
15	36	39		18.82	18.81	18.90		
15	75	0		18.80	18.85	18.87		
Limit	EIRP < 1W			Result			Pass	



LTE Band 4 Maximum Average Power [dBm] (GT - LC = -1.7 dB)								
BW [MHz]	RB Size	RB Offset	Mod	Lowest	Middle	Highest	EIRP (dBm)	EIRP (W)
10	1	0	QPSK	21.56	21.60	21.70	20.00	0.1000
10	1	25		21.61	21.64	21.64		
10	1	49		21.51	21.51	21.59		
10	25	0		20.65	20.69	20.65		
10	25	12		20.66	20.65	20.79		
10	25	25		20.61	20.58	20.73		
10	50	0		20.62	20.58	20.73		
10	1	0	16-QAM	20.80	20.95	20.86	19.26	0.0843
10	1	25		20.88	20.93	20.82		
10	1	49		20.96	20.74	20.96		
10	25	0		19.69	19.83	19.77		
10	25	12		19.78	19.78	19.86		
10	25	25		19.84	19.68	19.81		
10	50	0		19.69	19.78	19.78		
10	1	0	64-QAM	19.81	19.93	19.86	18.29	0.0675
10	1	25		19.86	19.94	19.83		
10	1	49		19.99	19.74	19.96		
10	25	0		18.74	18.86	18.77		
10	25	12		18.83	18.74	18.89		
10	25	25		18.84	18.70	18.84		
10	50	0		18.74	18.80	18.81		
Limit	EIRP < 1W			Result			Pass	



LTE Band 4 Maximum Average Power [dBm] (GT - LC = -1.7 dB)								
BW [MHz]	RB Size	RB Offset	Mod	Lowest	Middle	Highest	EIRP (dBm)	EIRP (W)
5	1	0	QPSK	21.46	21.62	21.63	19.98	0.0995
5	1	12		21.60	21.54	21.68		
5	1	24		21.51	21.52	21.61		
5	12	0		20.61	20.63	20.71		
5	12	7		20.61	20.61	20.69		
5	12	13		20.65	20.55	20.68		
5	25	0		20.59	20.58	20.70		
5	1	0	16-QAM	20.83	20.98	20.87	19.29	0.0849
5	1	12		20.95	20.94	20.82		
5	1	24		20.98	20.77	20.99		
5	12	0		19.74	19.76	19.69		
5	12	7		19.77	19.77	19.79		
5	12	13		19.79	19.70	19.79		
5	25	0		19.66	19.73	19.78		
5	1	0	64-QAM	19.72	19.92	19.85	18.22	0.0664
5	1	12		19.90	19.89	19.84		
5	1	24		19.92	19.72	19.91		
5	12	0		18.79	18.85	18.73		
5	12	7		18.81	18.77	18.88		
5	12	13		18.77	18.72	18.78		
5	25	0		18.70	18.75	18.79		
Limit	EIRP < 1W			Result			Pass	



LTE Band 4 Maximum Average Power [dBm] (GT - LC = -1.7 dB)								
BW [MHz]	RB Size	RB Offset	Mod	Lowest	Middle	Highest	EIRP (dBm)	EIRP (W)
3	1	0	QPSK	21.47	21.64	21.68	19.98	0.0995
3	1	8		21.65	21.54	21.60		
3	1	14		21.57	21.60	21.67		
3	8	0		20.58	20.68	20.67		
3	8	4		20.59	20.65	20.76		
3	8	7		20.71	20.64	20.66		
3	15	0		20.62	20.62	20.76		
3	1	0	16-QAM	20.80	20.92	20.91	19.29	0.0849
3	1	8		20.98	20.94	20.87		
3	1	14		20.99	20.78	20.99		
3	8	0		19.77	19.81	19.75		
3	8	4		19.74	19.71	19.85		
3	8	7		19.75	19.63	19.77		
3	15	0		19.73	19.73	19.77		
3	1	0	64-QAM	19.74	19.94	19.85	18.30	0.0676
3	1	8		19.90	19.95	19.79		
3	1	14		19.93	19.71	20.00		
3	8	0		18.80	18.76	18.73		
3	8	4		18.83	18.74	18.89		
3	8	7		18.87	18.71	18.84		
3	15	0		18.76	18.80	18.82		
Limit	EIRP < 1W			Result			Pass	



LTE Band 4 Maximum Average Power [dBm] (GT - LC = -1.7 dB)								
BW [MHz]	RB Size	RB Offset	Mod	Lowest	Middle	Highest	EIRP (dBm)	EIRP (W)
1.4	1	0	QPSK	21.43	21.55	21.57	19.99	0.0998
1.4	1	3		21.52	21.64	21.66		
1.4	1	5		21.41	21.54	21.57		
1.4	3	0		21.50	21.63	21.64		
1.4	3	1		21.54	21.67	21.69		
1.4	3	3		21.50	21.62	21.67		
1.4	6	0		20.48	20.61	20.65		
1.4	1	0	16-QAM	20.74	20.88	20.92	19.27	0.0845
1.4	1	3		20.79	20.94	20.97		
1.4	1	5		20.68	20.87	20.90		
1.4	3	0		20.52	20.69	20.71		
1.4	3	1		20.57	20.73	20.76		
1.4	3	3		20.52	20.67	20.71		
1.4	6	0		19.66	19.80	19.83		
1.4	1	0	64-QAM	19.71	19.87	19.93	18.27	0.0671
1.4	1	3		19.76	19.94	19.97		
1.4	1	5		19.67	19.83	19.89		
1.4	3	0		19.71	19.86	19.92		
1.4	3	1		19.75	19.90	19.94		
1.4	3	3		19.70	19.85	19.91		
1.4	6	0		18.62	18.74	18.81		
Limit	EIRP < 1W			Result			Pass	



LTE Band 12 Maximum Average Power [dBm] (GT - LC = -4.2 dB)								
BW [MHz]	RB Size	RB Offset	Mod	Lowest	Middle	Highest	ERP (dBm)	ERP (W)
10	1	0	QPSK	22.01	22.03	22.12	15.80	0.0380
10	1	25		22.06	22.08	22.13		
10	1	49		22.12	22.07	22.15		
10	25	0		21.12	21.15	21.22		
10	25	12		21.25	21.16	21.22		
10	25	25		21.20	21.12	21.24		
10	50	0		21.21	21.14	21.22		
10	1	0	16-QAM	21.11	21.17	21.41	15.08	0.0322
10	1	25		21.26	21.40	21.35		
10	1	49		21.43	21.26	21.25		
10	25	0		20.14	20.20	20.25		
10	25	12		20.25	20.20	20.23		
10	25	25		20.27	20.14	20.19		
10	50	0		20.25	20.18	20.19		
10	1	0	64-QAM	20.04	20.11	20.32	14.05	0.0254
10	1	25		20.23	20.36	20.28		
10	1	49		20.40	20.23	20.11		
10	25	0		19.16	19.19	19.16		
10	25	12		19.29	19.23	19.25		
10	25	25		19.28	19.15	19.18		
10	50	0		19.28	19.22	19.22		
Limit	ERP < 3W			Result			Pass	



LTE Band 12 Maximum Average Power [dBm] (GT - LC = -4.2 dB)								
BW [MHz]	RB Size	RB Offset	Mod	Lowest	Middle	Highest	ERP (dBm)	ERP (W)
5	1	0	QPSK	22.03	22.00	22.09	15.77	0.0378
5	1	12		22.06	22.00	22.10		
5	1	24		22.12	22.01	22.12		
5	12	0		21.11	21.09	21.17		
5	12	7		21.23	21.11	21.22		
5	12	13		21.10	21.08	21.16		
5	25	0		21.14	21.05	21.19		
5	1	0	16-QAM	21.03	21.12	21.38	15.03	0.0318
5	1	12		21.25	21.30	21.28		
5	1	24		21.33	21.25	21.25		
5	12	0		20.09	20.10	20.17		
5	12	7		20.25	20.16	20.23		
5	12	13		20.25	20.05	20.19		
5	25	0		20.15	20.16	20.15		
5	1	0	64-QAM	20.02	20.05	20.31	14.04	0.0254
5	1	12		20.13	20.27	20.28		
5	1	24		20.39	20.16	20.11		
5	12	0		19.13	19.15	19.12		
5	12	7		19.26	19.17	19.24		
5	12	13		19.21	19.12	19.15		
5	25	0		19.18	19.14	19.15		
Limit	ERP < 3W			Result			Pass	



LTE Band 12 Maximum Average Power [dBm] (GT - LC = -4.2 dB)								
BW [MHz]	RB Size	RB Offset	Mod	Lowest	Middle	Highest	ERP (dBm)	ERP (W)
3	1	0	QPSK	22.00	22.00	22.07	15.74	0.0375
3	1	8		22.02	22.04	22.09		
3	1	14		22.03	22.00	22.04		
3	8	0		21.12	21.11	21.18		
3	8	4		21.20	21.13	21.12		
3	8	7		21.18	21.06	21.14		
3	15	0		21.17	21.05	21.20		
3	1	0	16-QAM	21.10	21.16	21.40	15.08	0.0322
3	1	8		21.21	21.38	21.27		
3	1	14		21.43	21.20	21.23		
3	8	0		20.09	20.17	20.22		
3	8	4		20.20	20.15	20.23		
3	8	7		20.25	20.04	20.19		
3	15	0		20.15	20.11	20.19		
3	1	0	64-QAM	20.00	20.07	20.30	14.05	0.0254
3	1	8		20.19	20.33	20.28		
3	1	14		20.40	20.17	20.02		
3	8	0		19.12	19.14	19.07		
3	8	4		19.22	19.13	19.22		
3	8	7		19.19	19.13	19.16		
3	15	0		19.21	19.22	19.14		
Limit	ERP < 3W			Result			Pass	



LTE Band 12 Maximum Average Power [dBm] (GT - LC = -4.2 dB)								
BW [MHz]	RB Size	RB Offset	Mod	Lowest	Middle	Highest	ERP (dBm)	ERP (W)
1.4	1	0	QPSK	22.03	22.01	22.04	15.79	0.0379
1.4	1	3		22.12	22.07	22.13		
1.4	1	5		22.04	22.00	22.07		
1.4	3	0		22.07	22.05	22.09		
1.4	3	1		22.13	22.09	22.14		
1.4	3	3		22.07	22.06	22.12		
1.4	6	0		21.05	21.03	21.11		
1.4	1	0	16-QAM	21.21	21.26	21.14	15.00	0.0316
1.4	1	3		21.27	21.35	21.22		
1.4	1	5		21.20	21.29	21.13		
1.4	3	0		21.04	21.09	21.00		
1.4	3	1		21.10	21.14	21.05		
1.4	3	3		21.03	21.06	21.00		
1.4	6	0		20.15	20.18	20.17		
1.4	1	0	64-QAM	20.21	20.24	20.14	13.96	0.0249
1.4	1	3		20.22	20.31	20.19		
1.4	1	5		20.16	20.25	20.10		
1.4	3	0		20.20	20.26	20.13		
1.4	3	1		20.23	20.30	20.19		
1.4	3	3		20.19	20.25	20.13		
1.4	6	0		19.08	19.12	19.11		
Limit	ERP < 3W			Result			Pass	



LTE Band 17 Maximum Average Power [dBm] (GT - LC = -4.2 dB)								
BW [MHz]	RB Size	RB Offset	Mod	Lowest	Middle	Highest	ERP (dBm)	ERP (W)
10	1	0	QPSK	22.66	22.64	22.62	16.36	0.0433
10	1	25		22.70	22.68	22.68		
10	1	49		22.71	22.66	22.68		
10	25	0		21.81	21.79	21.75		
10	25	12		21.83	21.80	21.79		
10	25	25		21.80	21.81	21.78		
10	50	0		21.80	21.78	21.77		
10	1	0	16-QAM	21.82	21.84	21.85	15.58	0.0361
10	1	25		21.93	21.89	21.83		
10	1	49		21.75	21.75	21.69		
10	25	0		20.85	20.83	20.83		
10	25	12		20.86	20.83	20.81		
10	25	25		20.80	20.79	20.77		
10	50	0		20.84	20.81	20.80		
10	1	0	64-QAM	20.80	20.82	20.83	14.58	0.0287
10	1	25		20.93	20.88	20.79		
10	1	49		20.71	20.72	20.68		
10	25	0		19.85	19.88	19.81		
10	25	12		19.86	19.86	19.83		
10	25	25		19.82	19.80	19.79		
10	50	0		19.86	19.82	19.82		
Limit	ERP < 3W			Result			Pass	



LTE Band 17 Maximum Average Power [dBm] (GT - LC = -4.2 dB)								
BW [MHz]	RB Size	RB Offset	Mod	Lowest	Middle	Highest	ERP (dBm)	ERP (W)
5	1	0	QPSK	22.69	22.65	22.61	16.35	0.0432
5	1	12		22.70	22.68	22.67		
5	1	24		22.69	22.67	22.64		
5	12	0		21.79	21.75	21.73		
5	12	7		21.84	21.79	21.76		
5	12	13		21.81	21.76	21.72		
5	25	0		21.81	21.76	21.75		
5	1	0	16-QAM	21.85	21.90	21.76	15.61	0.0364
5	1	12		21.92	21.88	21.72		
5	1	24		21.96	21.79	21.66		
5	12	0		20.82	20.84	20.70		
5	12	7		20.87	20.80	20.71		
5	12	13		20.89	20.78	20.69		
5	25	0		20.87	20.79	20.73		
5	1	0	64-QAM	20.82	20.88	20.78	14.57	0.0286
5	1	12		20.90	20.86	20.72		
5	1	24		20.92	20.76	20.65		
5	12	0		19.91	19.86	19.75		
5	12	7		19.96	19.89	19.77		
5	12	13		19.92	19.84	19.75		
5	25	0		19.87	19.81	19.74		
Limit	ERP < 3W			Result			Pass	



LTE Band 66 Maximum Average Power [dBm] (GT - LC = -1.8 dB)								
BW [MHz]	RB Size	RB Offset	Mod	Lowest	Middle	Highest	EIRP (dBm)	EIRP (W)
20	1	0	QPSK	21.58	21.63	21.57	19.84	0.0964
20	1	49		21.64	21.62	21.58		
20	1	99		21.48	21.48	21.39		
20	50	0		20.51	20.57	20.46		
20	50	24		20.49	20.52	20.45		
20	50	50		20.46	20.51	20.40		
20	100	0		20.50	20.53	20.45		
20	1	0	16-QAM	20.83	20.91	20.91	19.18	0.0828
20	1	49		20.98	20.86	20.77		
20	1	99		20.88	20.83	20.62		
20	50	0		19.63	19.63	19.50		
20	50	24		19.62	19.60	19.55		
20	50	50		19.60	19.59	19.55		
20	100	0		19.63	19.62	19.54		
20	1	0	64-QAM	19.80	19.89	19.85	18.17	0.0656
20	1	49		19.97	19.88	19.87		
20	1	99		19.83	19.79	19.49		
20	50	0		18.65	18.68	18.60		
20	50	24		18.67	18.63	18.60		
20	50	50		18.63	18.62	18.61		
20	100	0		18.63	18.64	18.62		
Limit	EIRP < 1W			Result			Pass	



LTE Band 66 Maximum Average Power [dBm] (GT - LC = -1.8 dB)								
BW [MHz]	RB Size	RB Offset	Mod	Lowest	Middle	Highest	EIRP (dBm)	EIRP (W)
15	1	0	QPSK	21.57	21.58	21.53	19.82	0.0959
15	1	37		21.62	21.55	21.55		
15	1	74		21.52	21.51	21.39		
15	36	0		20.48	20.40	20.39		
15	36	20		20.56	20.58	20.48		
15	36	39		20.46	20.44	20.34		
15	75	0		20.48	20.48	20.32		
15	1	0	16-QAM	20.82	20.84	20.73	19.14	0.0820
15	1	37		20.94	20.85	20.73		
15	1	74		20.90	20.84	20.58		
15	36	0		19.56	19.55	19.53		
15	36	20		19.70	19.67	19.54		
15	36	39		19.59	19.55	19.47		
15	75	0		19.60	19.57	19.45		
15	1	0	64-QAM	19.81	19.80	19.81	18.15	0.0653
15	1	37		19.95	19.85	19.85		
15	1	74		19.81	19.79	19.66		
15	36	0		18.65	18.62	18.62		
15	36	20		18.79	18.73	18.66		
15	36	39		18.69	18.64	18.58		
15	75	0		18.57	18.64	18.58		
Limit	EIRP < 1W			Result			Pass	



LTE Band 66 Maximum Average Power [dBm] (GT - LC = -1.8 dB)								
BW [MHz]	RB Size	RB Offset	Mod	Lowest	Middle	Highest	EIRP (dBm)	EIRP (W)
10	1	0	QPSK	21.54	21.57	21.47	19.77	0.0948
10	1	25		21.56	21.57	21.44		
10	1	49		21.48	21.48	21.35		
10	25	0		20.52	20.56	20.42		
10	25	12		20.52	20.55	20.39		
10	25	25		20.46	20.50	20.37		
10	50	0		20.52	20.54	20.43		
10	1	0	16-QAM	20.80	20.76	20.72	19.04	0.0802
10	1	25		20.84	20.77	20.75		
10	1	49		20.79	20.75	20.59		
10	25	0		19.63	19.61	19.46		
10	25	12		19.61	19.60	19.54		
10	25	25		19.60	19.58	19.46		
10	50	0		19.62	19.61	19.56		
10	1	0	64-QAM	19.79	19.76	19.71	18.02	0.0634
10	1	25		19.82	19.76	19.76		
10	1	49		19.82	19.71	19.59		
10	25	0		18.65	18.65	18.62		
10	25	12		18.68	18.65	18.60		
10	25	25		18.63	18.63	18.54		
10	50	0		18.65	18.65	18.57		
Limit	EIRP < 1W			Result			Pass	



LTE Band 66 Maximum Average Power [dBm] (GT - LC = -1.8 dB)								
BW [MHz]	RB Size	RB Offset	Mod	Lowest	Middle	Highest	EIRP (dBm)	EIRP (W)
5	1	0	QPSK	21.41	21.41	21.28	19.78	0.0951
5	1	12		21.57	21.58	21.41		
5	1	24		21.37	21.37	21.25		
5	12	0		20.54	20.50	20.38		
5	12	7		20.63	20.61	20.47		
5	12	13		20.52	20.47	20.37		
5	25	0		20.52	20.52	20.38		
5	1	0	16-QAM	20.68	20.62	20.63	19.01	0.0796
5	1	12		20.81	20.76	20.72		
5	1	24		20.67	20.61	20.51		
5	12	0		19.62	19.55	19.53		
5	12	7		19.68	19.65	19.60		
5	12	13		19.62	19.58	19.47		
5	25	0		19.59	19.57	19.48		
5	1	0	64-QAM	19.67	19.61	19.60	18.01	0.0632
5	1	12		19.81	19.75	19.73		
5	1	24		19.65	19.59	19.51		
5	12	0		18.71	18.65	18.65		
5	12	7		18.77	18.74	18.70		
5	12	13		18.68	18.66	18.58		
5	25	0		18.64	18.60	18.53		
Limit	EIRP < 1W			Result			Pass	



LTE Band 66 Maximum Average Power [dBm] (GT - LC = -1.8 dB)								
BW [MHz]	RB Size	RB Offset	Mod	Lowest	Middle	Highest	EIRP (dBm)	EIRP (W)
3	1	0	QPSK	21.39	21.31	21.26	19.75	0.0944
3	1	8		21.55	21.48	21.34		
3	1	14		21.33	21.27	21.21		
3	8	0		20.52	20.45	20.29		
3	8	4		20.54	20.58	20.41		
3	8	7		20.45	20.41	20.29		
3	15	0		20.50	20.51	20.29		
3	1	0	16-QAM	20.67	20.55	20.60	18.96	0.0787
3	1	8		20.76	20.70	20.63		
3	1	14		20.63	20.60	20.45		
3	8	0		19.56	19.48	19.46		
3	8	4		19.68	19.65	19.59		
3	8	7		19.58	19.53	19.46		
3	15	0		19.49	19.54	19.44		
3	1	0	64-QAM	19.58	19.52	19.56	17.96	0.0625
3	1	8		19.76	19.65	19.67		
3	1	14		19.60	19.57	19.42		
3	8	0		18.66	18.60	18.56		
3	8	4		18.69	18.71	18.65		
3	8	7		18.59	18.57	18.49		
3	15	0		18.63	18.55	18.53		
Limit	EIRP < 1W			Result			Pass	



LTE Band 66 Maximum Average Power [dBm] (GT - LC = -1.8 dB)								
BW [MHz]	RB Size	RB Offset	Mod	Lowest	Middle	Highest	EIRP (dBm)	EIRP (W)
1.4	1	0	QPSK	21.38	21.40	21.22	19.77	0.095
1.4	1	3		21.57	21.57	21.32		
1.4	1	5		21.37	21.35	21.18		
1.4	3	0		20.47	20.42	20.33		
1.4	3	1		20.53	20.57	20.41		
1.4	3	3		20.44	20.40	20.29		
1.4	6	0		20.42	20.46	20.29		
1.4	1	0	16-QAM	20.66	20.53	20.59	18.92	0.078
1.4	1	3		20.72	20.70	20.69		
1.4	1	5		20.59	20.54	20.44		
1.4	3	0		19.52	19.51	19.46		
1.4	3	1		19.59	19.55	19.53		
1.4	3	3		19.60	19.57	19.37		
1.4	6	0		19.50	19.48	19.44		
1.4	1	0	64-QAM	19.67	19.51	19.57	18.01	0.063
1.4	1	3		19.81	19.66	19.73		
1.4	1	5		19.60	19.50	19.47		
1.4	3	0		18.71	18.64	18.64		
1.4	3	1		18.72	18.65	18.65		
1.4	3	3		18.62	18.64	18.48		
1.4	6	0		18.60	18.52	18.51		
Limit	EIRP < 1W			Result			Pass	



LTE Band 71 Maximum Average Power [dBm] (GT - LC = -4.1 dB)								
BW [MHz]	RB Size	RB Offset	Mod	Lowest	Middle	Highest	ERP (dBm)	ERP (W)
20	1	0	QPSK	22.58	22.51	22.62	16.45	0.0442
20	1	49		22.68	22.64	22.71		
20	1	99		22.65	22.74	22.80		
20	50	0		21.73	21.62	21.56		
20	50	24		21.71	21.61	21.76		
20	50	50		21.79	21.65	21.86		
20	100	0		21.80	21.58	21.73		
20	1	0	16-QAM	21.79	21.85	21.77	15.68	0.0370
20	1	49		21.99	21.96	22.03		
20	1	99		21.96	22.01	22.01		
20	50	0		20.82	20.69	20.66		
20	50	24		20.82	20.71	20.83		
20	50	50		20.86	20.73	20.92		
20	100	0		20.89	20.65	20.91		
20	1	0	64-QAM	20.79	20.82	20.84	14.63	0.0290
20	1	49		20.96	20.95	20.97		
20	1	99		20.91	20.96	20.98		
20	50	0		19.86	19.72	19.79		
20	50	24		19.84	19.72	20.01		
20	50	50		19.88	19.84	20.04		
20	100	0		19.93	19.80	19.95		
Limit	ERP < 3W			Result			Pass	



LTE Band 71 Maximum Average Power [dBm] (GT - LC = -4.1 dB)								
BW [MHz]	RB Size	RB Offset	Mod	Lowest	Middle	Highest	ERP (dBm)	ERP (W)
15	1	0	QPSK	22.63	22.52	22.60	16.42	0.0439
15	1	37		22.68	22.57	22.73		
15	1	74		22.70	22.72	22.77		
15	36	0		21.72	21.63	21.65		
15	36	20		21.72	21.62	21.71		
15	36	39		21.78	21.60	21.81		
15	75	0		21.68	21.59	21.67		
15	1	0	16-QAM	21.80	21.85	21.94	15.76	0.0377
15	1	37		22.01	21.86	21.99		
15	1	74		21.98	22.11	22.01		
15	36	0		20.80	20.74	20.74		
15	36	20		20.86	20.73	20.78		
15	36	39		20.89	20.69	20.86		
15	75	0		20.78	20.69	20.87		
15	1	0	64-QAM	20.84	20.83	20.91	14.68	0.0294
15	1	37		20.99	20.86	20.97		
15	1	74		20.94	21.03	20.98		
15	36	0		19.89	19.79	19.87		
15	36	20		19.91	19.79	20.01		
15	36	39		19.96	19.74	20.01		
15	75	0		19.83	19.80	19.95		
Limit	ERP < 3W			Result			Pass	



LTE Band 71 Maximum Average Power [dBm] (GT - LC = -4.1 dB)								
BW [MHz]	RB Size	RB Offset	Mod	Lowest	Middle	Highest	ERP (dBm)	ERP (W)
10	1	0	QPSK	22.63	22.50	22.64	16.42	0.0439
10	1	25		22.61	22.56	22.72		
10	1	49		22.65	22.60	22.77		
10	25	0		21.71	21.64	21.70		
10	25	12		21.78	21.65	21.72		
10	25	25		21.72	21.58	21.82		
10	50	0		21.77	21.60	21.84		
10	1	0	16-QAM	21.81	21.80	21.94	15.64	0.0366
10	1	25		21.91	21.86	21.92		
10	1	49		21.99	21.86	21.98		
10	25	0		20.75	20.70	20.74		
10	25	12		20.85	20.70	20.91		
10	25	25		20.85	20.68	20.85		
10	50	0		20.84	20.71	20.89		
10	1	0	64-QAM	20.78	20.79	20.91	14.58	0.0287
10	1	25		20.90	20.83	20.91		
10	1	49		20.93	20.85	20.93		
10	25	0		19.77	19.74	19.78		
10	25	12		19.90	19.75	19.93		
10	25	25		19.86	19.71	19.89		
10	50	0		19.88	19.83	19.89		
Limit	ERP < 3W			Result			Pass	



LTE Band 71 Maximum Average Power [dBm] (GT - LC = -4.1 dB)								
BW [MHz]	RB Size	RB Offset	Mod	Lowest	Middle	Highest	ERP (dBm)	ERP (W)
5	1	0	QPSK	22.61	22.69	22.70	16.44	0.0441
5	1	12		22.63	22.57	22.79		
5	1	24		22.60	22.60	22.78		
5	12	0		21.69	21.63	21.79		
5	12	7		21.70	21.64	21.90		
5	12	13		21.67	21.58	21.88		
5	25	0		21.69	21.61	21.82		
5	1	0	16-QAM	21.80	21.83	21.87	15.63	0.0366
5	1	12		21.80	21.86	21.98		
5	1	24		21.84	21.91	21.96		
5	12	0		20.74	20.70	20.82		
5	12	7		20.75	20.71	20.94		
5	12	13		20.74	20.78	20.93		
5	25	0		20.72	20.80	20.85		
5	1	0	64-QAM	20.80	20.91	20.86	14.63	0.0290
5	1	12		20.79	20.93	20.97		
5	1	24		20.84	20.98	20.95		
5	12	0		19.81	19.86	19.90		
5	12	7		19.82	19.90	20.02		
5	12	13		19.81	19.85	19.96		
5	25	0		19.75	19.82	19.88		
Limit	ERP < 3W			Result			Pass	



<Main Antenna>

LTE Band 5B_CA Maximum Average Power [dBm] (GT - LC = -0.8 dB)										
BW [MHz]	PCC		SCC		Mod	Lowest	Middle	Highest	ERP (dBm)	ERP (W)
	RB Size	RB Offset	RB Size	RB Offset						
10+10	50	0	50	0	QPSK	21.45	21.37	21.37	20.40	0.1096
10+10	1	0	1	49		12.75	12.80	12.83		
10+10	1	49	1	0		23.35	23.25	23.29		
10+10	50	0	50	0	16-QAM	20.49	20.46	20.40	19.68	0.0929
10+10	1	0	1	49		13.38	13.37	13.26		
10+10	1	49	1	0		22.63	22.63	22.62		
10+10	50	0	50	0	64-QAM	20.48	20.40	20.37	17.64	0.0581
10+10	1	0	1	49		13.35	13.16	13.12		
10+10	1	49	1	0		20.53	20.51	20.59		
10+5	50	0	25	0	QPSK	21.41	21.27	21.18	20.36	0.1086
10+5	1	0	1	24		13.21	13.22	13.23		
10+5	1	49	1	0		23.16	23.31	23.20		
10+5	50	0	25	0	16-QAM	20.45	20.39	20.51	19.63	0.0918
10+5	1	0	1	24		13.94	13.40	13.89		
10+5	1	49	1	0		22.58	22.54	22.50		
10+5	50	0	25	0	64-QAM	20.56	20.33	20.23	17.61	0.0577
10+5	1	0	1	24		13.76	13.58	13.55		
10+5	1	49	1	0		20.46	20.53	20.36		
5+10	25	0	50	0	QPSK	21.44	21.36	21.19	20.49	0.1119
5+10	1	0	1	49		13.39	13.42	13.14		
5+10	1	24	1	0		23.25	23.44	23.18		
5+10	25	0	50	0	16-QAM	20.45	20.44	20.29	19.69	0.0931
5+10	1	0	1	49		13.89	14.05	13.75		
5+10	1	24	1	0		22.64	22.62	22.51		
5+10	25	0	50	0	64-QAM	20.43	20.43	20.29	17.69	0.0587
5+10	1	0	1	49		13.93	13.81	13.54		
5+10	1	24	1	0		20.64	20.51	20.38		
Limit	ERP < 7W					Result			Pass	



LTE Band 41C_CA Maximum Average Power [dBm] (GT - LC = -2.7 dB)										
BW [MHz]	PCC		SCC		Mod	Lowest	Middle	Highest	EIRP (dBm)	EIRP (W)
	RB Size	RB Offset	RB Size	RB Offset						
20+20	100	0	100	0	QPSK	22.00	22.16	22.16	21.45	0.1396
20+20	1	0	1	99		15.43	15.64	15.65		
20+20	1	99	1	0		24.01	24.02	24.15		
20+20	100	0	100	0	16-QAM	21.25	21.26	21.27	20.93	0.1239
20+20	1	0	1	99		16.18	16.16	16.26		
20+20	1	99	1	0		23.43	23.49	23.63		
20+20	100	0	100	0	64-QAM	21.16	21.17	21.32	18.79	0.0757
20+20	1	0	1	99		15.68	15.83	15.92		
20+20	1	99	1	0		21.24	21.27	21.49		
20+15	100	0	75	0	QPSK	21.98	22.14	22.10	21.41	0.1384
20+15	1	0	1	74		15.44	15.59	15.62		
20+15	1	99	1	0		23.76	24.11	24.08		
20+15	100	0	75	0	16-QAM	21.13	21.24	21.22	20.92	0.1236
20+15	1	0	1	74		16.07	16.16	16.26		
20+15	1	99	1	0		23.41	23.57	23.62		
20+15	100	0	75	0	64-QAM	21.12	21.24	21.21	18.59	0.0723
20+15	1	0	1	74		15.80	15.89	15.97		
20+15	1	99	1	0		21.08	21.29	21.23		
15+20	75	0	100	0	QPSK	22.01	22.08	22.10	21.38	0.1374
15+20	1	0	1	99		15.41	15.62	15.62		
15+20	1	74	1	0		23.85	23.99	24.08		
15+20	75	0	100	0	16-QAM	21.19	21.18	21.22	20.92	0.1236
15+20	1	0	1	99		16.05	16.16	16.26		
15+20	1	74	1	0		23.42	23.47	23.62		
15+20	75	0	100	0	64-QAM	21.14	21.20	21.21	18.53	0.0713
15+20	1	0	1	99		15.76	15.87	15.97		
15+20	1	74	1	0		21.15	21.23	21.23		
Limit	EIRP < 2W					Result			Pass	



LTE Band 41C_CA Maximum Average Power [dBm] (GT - LC = -2.7 dB)										
BW [MHz]	PCC		SCC		Mod	Lowest	Middle	Highest	EIRP (dBm)	EIRP (W)
	RB Size	RB Offset	RB Size	RB Offset						
20+10	100	0	50	0	QPSK	22.04	22.25	22.21	21.44	0.1393
20+10	1	0	1	49		15.49	15.66	15.70		
20+10	1	99	1	0		23.87	24.14	24.13		
20+10	100	0	50	0	16-QAM	21.18	21.39	21.38	21.03	0.1268
20+10	1	0	1	49		16.12	16.17	16.27		
20+10	1	99	1	0		23.45	23.65	23.73		
20+10	100	0	50	0	64-QAM	21.19	21.34	21.37	18.86	0.0769
20+10	1	0	1	49		15.85	15.91	15.99		
20+10	1	99	1	0		21.34	21.41	21.56		
10+20	50	0	100	0	QPSK	21.96	22.07	22.07	21.35	0.1365
10+20	1	0	1	99		15.48	15.59	15.64		
10+20	1	49	1	0		23.86	23.99	24.05		
10+20	50	0	100	0	16-QAM	21.21	21.19	21.23	20.95	0.1245
10+20	1	0	1	99		16.11	16.11	16.25		
10+20	1	49	1	0		23.46	23.48	23.65		
10+20	50	0	100	0	64-QAM	21.14	21.19	21.23	18.79	0.0757
10+20	1	0	1	99		15.80	15.85	15.95		
10+20	1	49	1	0		21.27	21.22	21.49		
20+5	100	0	25	0	QPSK	22.00	22.13	22.15	21.43	0.1390
20+5	1	0	1	24		15.43	15.62	15.69		
20+5	1	99	1	0		23.95	24.13	24.05		
20+5	100	0	25	0	16-QAM	21.15	21.20	21.29	20.91	0.1233
20+5	1	0	1	24		16.07	16.14	16.37		
20+5	1	99	1	0		23.42	23.61	23.59		
20+5	100	0	25	0	64-QAM	21.15	21.17	21.28	18.7	0.0741
20+5	1	0	1	24		15.82	15.85	16.06		
20+5	1	99	1	0		21.40	21.38	21.35		
Limit	EIRP < 2W					Result			Pass	



LTE Band 41C_CA Maximum Average Power [dBm] (GT - LC = -2.7 dB)										
BW [MHz]	PCC		SCC		Mod	Lowest	Middle	Highest	EIRP (dBm)	EIRP (W)
	RB Size	RB Offset	RB Size	RB Offset						
5+20	25	0	100	0	QPSK	21.87	22.07	22.12	21.44	0.1393
5+20	1	0	1	99		15.39	15.63	15.67		
5+20	1	24	1	0		23.88	24.14	24.14		
5+20	25	0	100	0	16-QAM	21.13	21.16	21.26	20.92	0.1236
5+20	1	0	1	99		16.02	16.10	16.18		
5+20	1	24	1	0		23.33	23.51	23.62		
5+20	25	0	100	0	64-QAM	21.09	21.23	21.32	18.63	0.0729
5+20	1	0	1	99		15.76	15.85	16.01		
5+20	1	24	1	0		21.15	21.30	21.33		
15+10	75	0	50	0	QPSK	21.99	22.09	22.15	21.42	0.1387
15+10	1	0	1	49		15.35	15.59	15.60		
15+10	1	74	1	0		23.88	24.12	24.03		
15+10	75	0	50	0	16-QAM	21.16	21.19	21.30	20.88	0.1225
15+10	1	0	1	49		16.03	16.12	16.25		
15+10	1	74	1	0		23.46	23.58	23.57		
15+10	75	0	50	0	64-QAM	21.11	21.25	21.31	18.63	0.0729
15+10	1	0	1	49		15.75	15.85	15.98		
15+10	1	74	1	0		21.30	21.33	21.31		
10+15	50	0	75	0	QPSK	21.96	22.09	22.14	21.58	0.1439
10+15	1	0	1	74		15.41	15.59	15.67		
10+15	1	49	1	0		23.84	23.98	24.28		
10+15	50	0	75	0	16-QAM	21.11	21.23	21.29	20.9	0.1230
10+15	1	0	1	74		16.10	16.11	16.30		
10+15	1	49	1	0		23.42	23.48	23.60		
10+15	50	0	75	0	64-QAM	21.12	21.19	21.29	18.74	0.0748
10+15	1	0	1	74		15.80	15.82	16.03		
10+15	1	49	1	0		21.27	21.21	21.44		
Limit	EIRP < 2W					Result			Pass	



LTE Band 41C_CA Maximum Average Power [dBm] (GT - LC = -2.7 dB)										
15+15	75	0	75	0	QPSK	22.01	22.14	22.09	21.35	0.1365
15+15	1	0	1	74		15.42	15.58	15.57		
15+15	1	74	1	0		23.87	23.98	24.05		
15+15	75	0	75	0	16-QAM	21.19	21.24	21.26	20.89	0.1227
15+15	1	0	1	74		16.06	16.11	16.20		
15+15	1	74	1	0		23.42	23.47	23.59		
15+15	75	0	75	0	64-QAM	21.14	21.21	21.27	18.76	0.0752
15+15	1	0	1	74		15.79	15.84	15.96		
15+15	1	74	1	0		21.31	21.24	21.46		
Limit	EIRP < 2W					Result			Pass	



LTE Band 5B

26dB Bandwidth

Mode	LTE Band 5B : 26dB BW(MHz)		
QPSK			
BW	3MHz+5MHz	5MHz+3MHz	5MHz+10MHz
Middle CH	-	-	14.45
BW	10MHz+5MHz	10MHz+10MHz	N/A
Middle CH	14.69	19.66	-

Mode	LTE Band 5B : 26dB BW(MHz)		
16QAM			
BW	3MHz+5MHz	5MHz+3MHz	5MHz+10MHz
Middle CH	-	-	14.51
BW	10MHz+5MHz	10MHz+10MHz	N/A
Middle CH	14.66	19.54	-

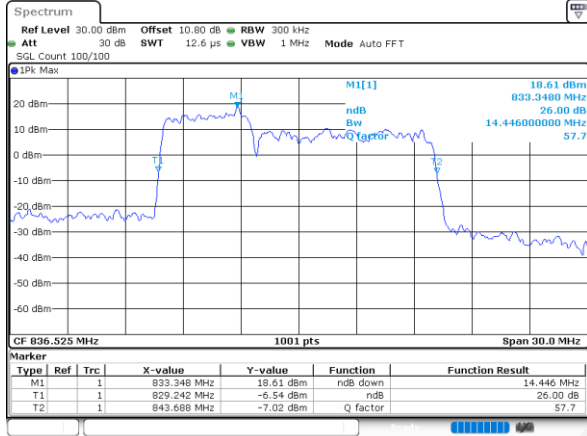
Mode	LTE Band 5B : 26dB BW(MHz)		
64QAM			
BW	3MHz+5MHz	5MHz+3MHz	5MHz+10MHz
Middle CH	-	-	14.54
BW	10MHz+5MHz	10MHz+10MHz	N/A
Middle CH	14.69	19.70	-



LTE Band 5B

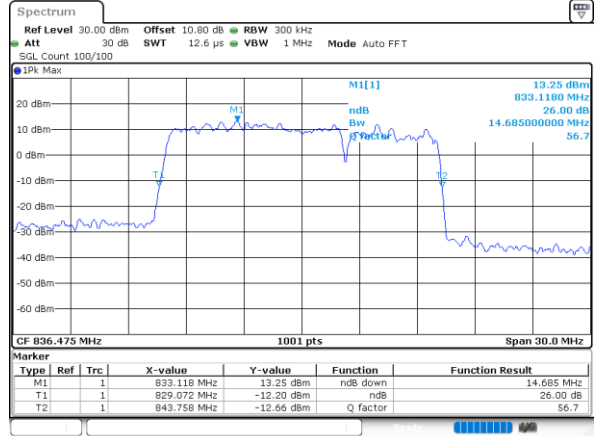
QPSK

Middle Channel / 5MHz+10MHz



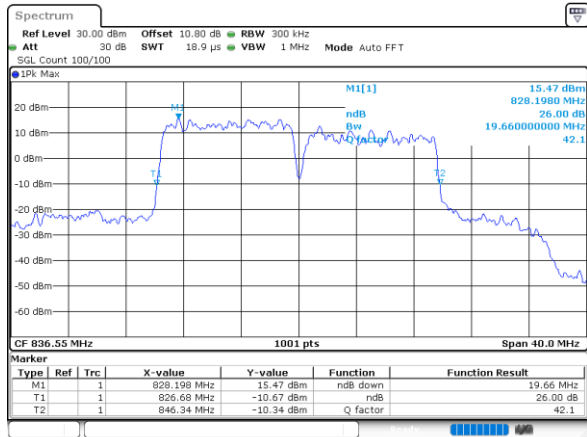
Date: 11, DEC, 2020 21:30:25

Middle Channel / 10MHz+5MHz



Date: 11, DEC, 2020 22:10:05

Middle Channel / 10MHz+10MHz



Date: 31, DEC, 2020 01:49:53

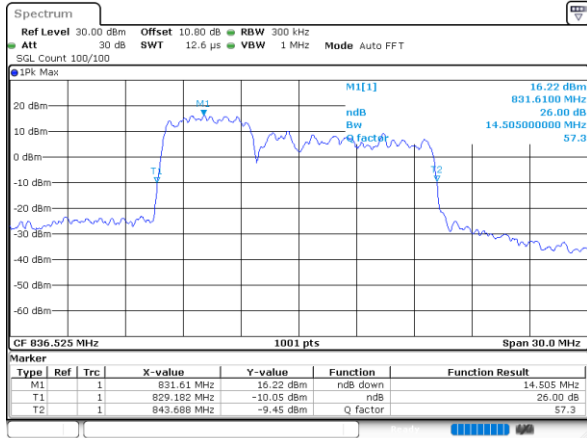
N/A



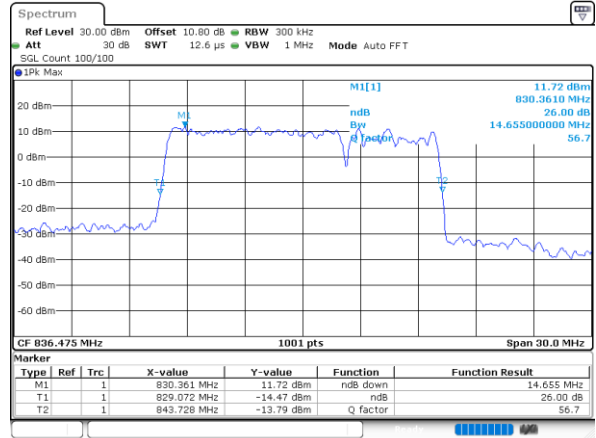
LTE Band 5B

16QAM

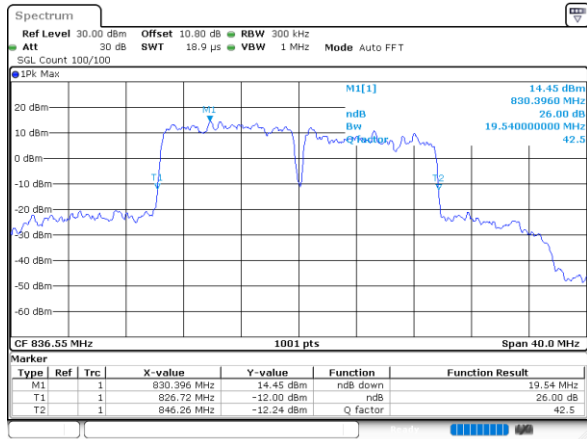
Middle Channel / 5MHz+10MHz



Middle Channel / 10MHz+5MHz



Middle Channel / 10MHz+10MHz



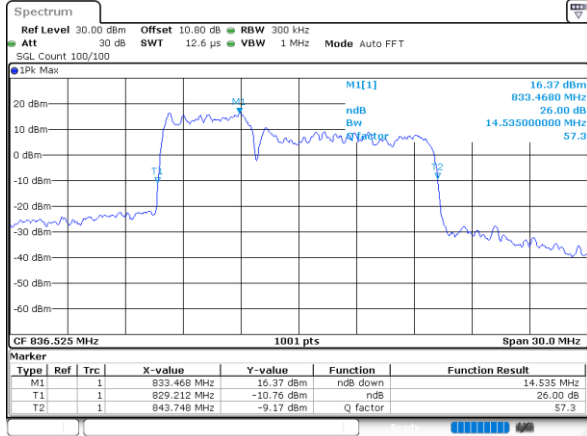
N/A



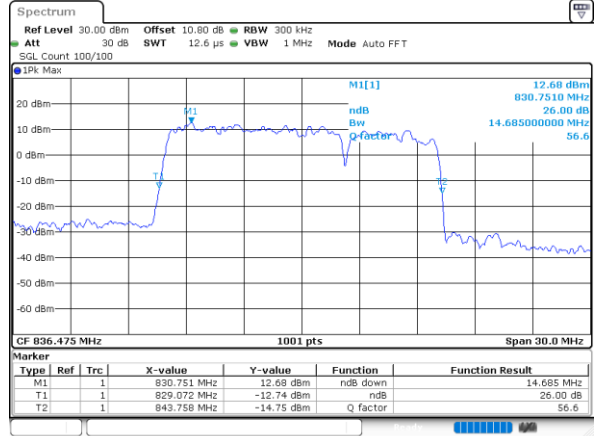
LTE Band 5B

64QAM

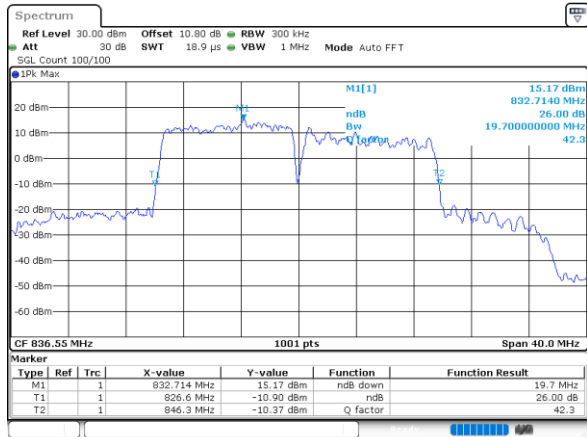
Middle Channel / 5MHz+10MHz



Middle Channel / 10MHz+5MHz



Middle Channel / 10MHz+10MHz



N/A



Occupied Bandwidth

Mode	LTE Band 5B : 99%OBW(MHz)		
QPSK			
BW	3MHz+5MHz	5MHz+3MHz	5MHz+10MHz
Middle CH	-	-	13.88
BW	10MHz+5MHz	10MHz+10MHz	N/A
Middle CH	13.76	18.86	-

Mode	LTE Band 5B : 99%OBW(MHz)		
16QAM			
BW	3MHz+5MHz	5MHz+3MHz	5MHz+10MHz
Middle CH	-	-	13.79
BW	10MHz+5MHz	10MHz+10MHz	N/A
Middle CH	13.88	18.62	-

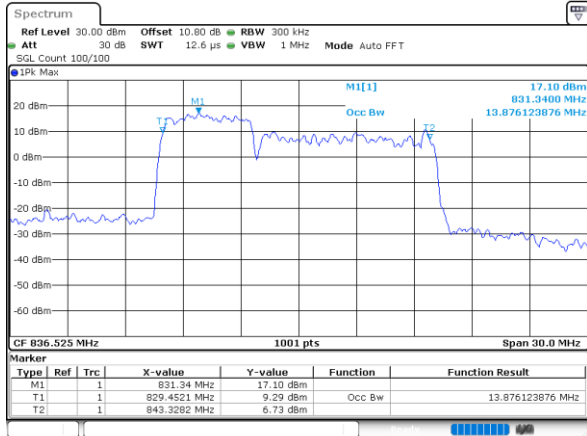
Mode	LTE Band 5B : 99%OBW(MHz)		
64QAM			
BW	3MHz+5MHz	5MHz+3MHz	5MHz+10MHz
Middle CH	-	-	13.73
BW	10MHz+5MHz	10MHz+10MHz	N/A
Middle CH	13.91	18.70	-



LTE Band 5B

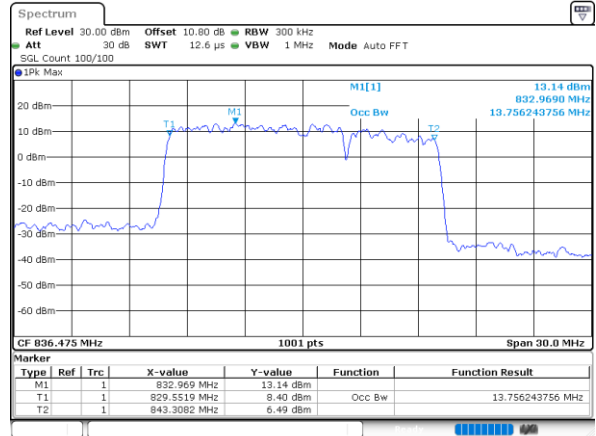
QPSK

Middle Channel / 5MHz+10MHz



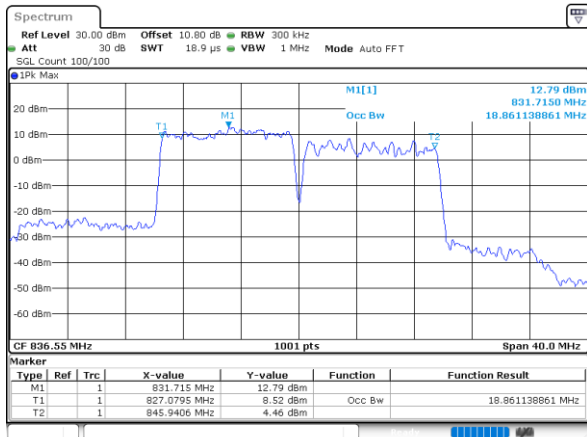
Date: 11.DEC.2020 21:28:31

Middle Channel / 10MHz+5MHz



Date: 11.DEC.2020 22:07:19

Middle Channel / 10MHz+10MHz



Date: 11.DEC.2020 23:27:15

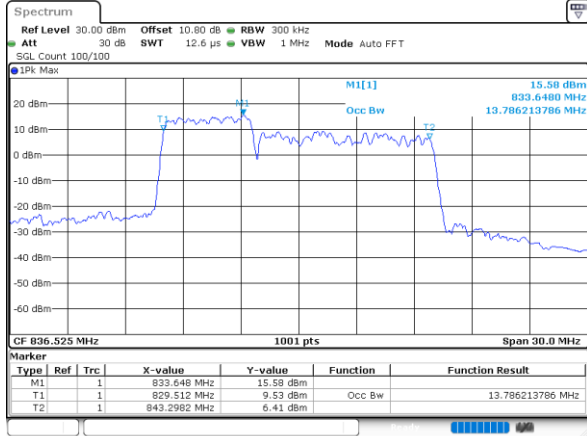
N/A



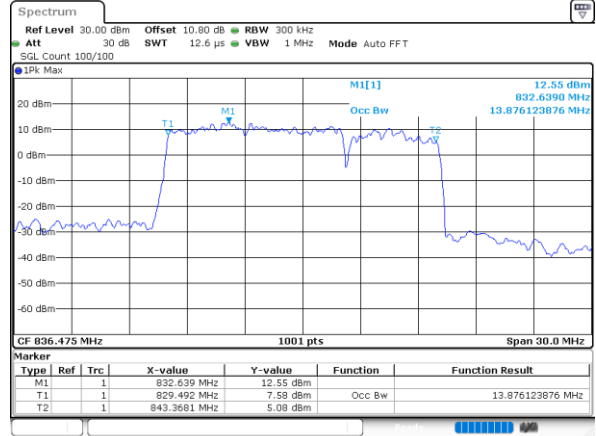
LTE Band 5B

16QAM

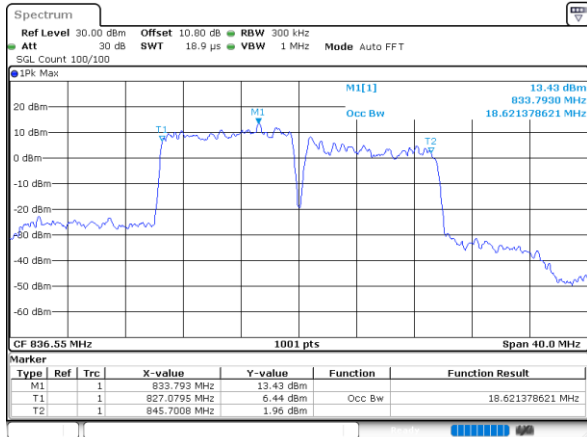
Middle Channel / 5MHz+10MHz



Middle Channel / 10MHz+5MHz



Middle Channel / 10MHz+10MHz



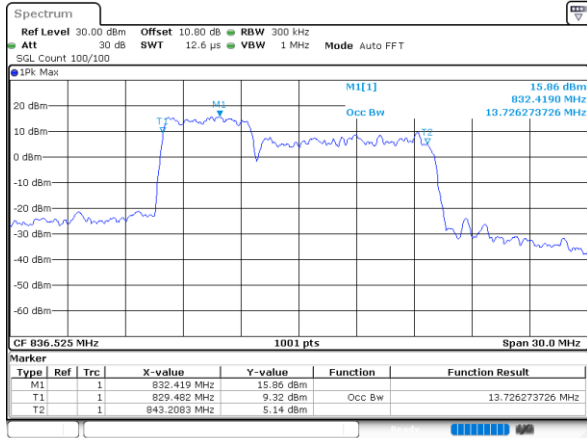
N/A



LTE Band 5B

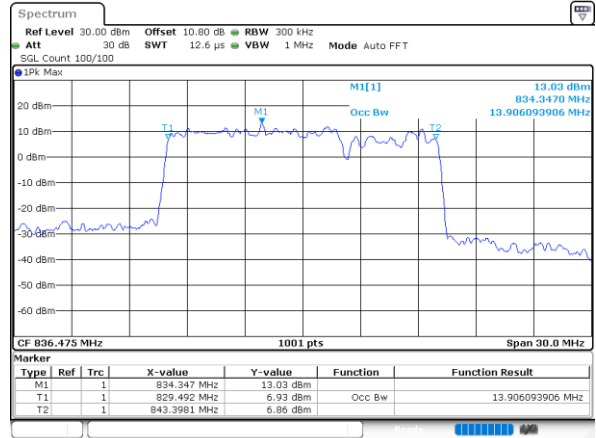
64QAM

Middle Channel / 5MHz+10MHz



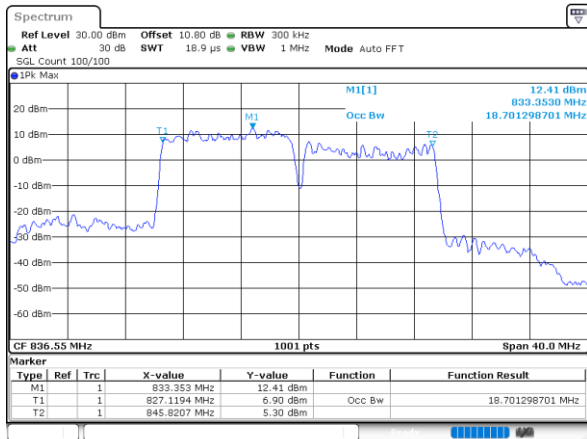
Date: 11. DEC. 2020 21:29:17

Middle Channel / 10MHz+5MHz



Date: 11. DEC. 2020 22:08:57

Middle Channel / 10MHz+10MHz



Date: 11. DEC. 2020 23:28:01

N/A



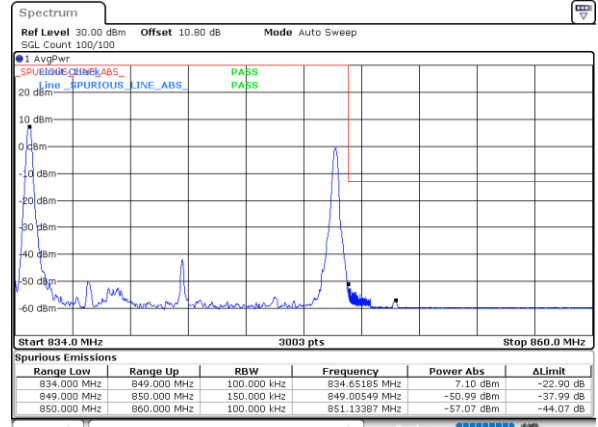
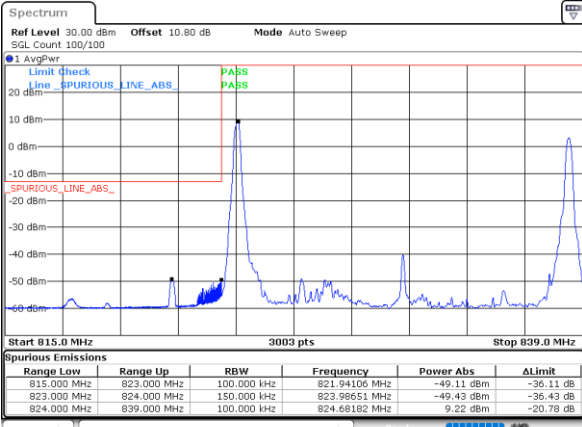
Conducted Band Edge

LTE Band 5B / 5MHz+10MHz

QPSK

Lowest Band Edge / 1RB0 and 1RB49

Highest Band Edge / 1RB0 and 1RB49

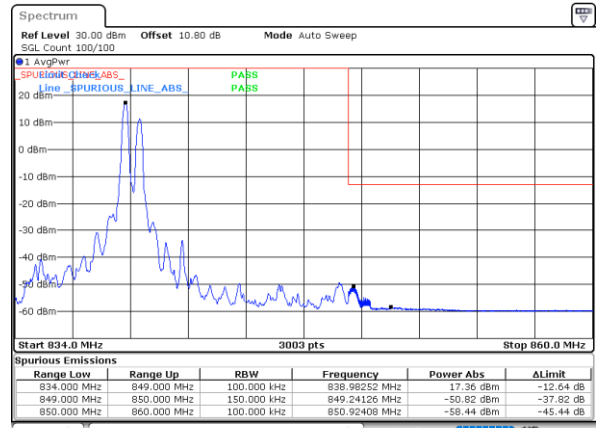
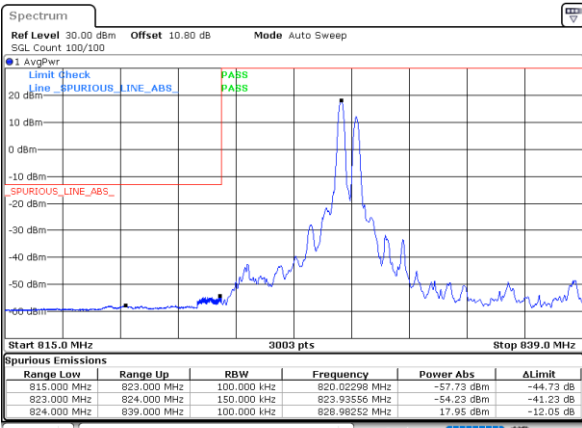


Date: 11, DEC, 2020 21:05:18

Date: 11, DEC, 2020 21:14:54

Lowest Band Edge / 1RB24 and 1RB0

Highest Band Edge / 1RB24 and 1RB0

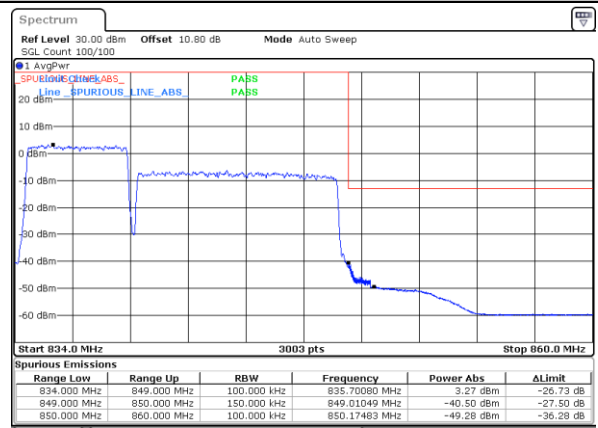
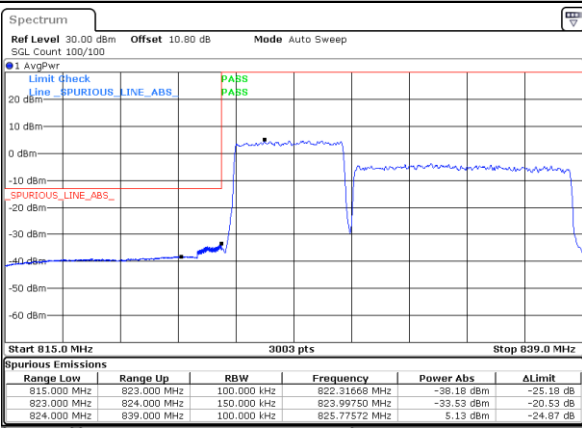


Date: 11, DEC, 2020 22:17:52

Date: 11, DEC, 2020 22:14:53

Lowest Band Edge / Full RB

Highest Band Edge / Full RB



Date: 11, DEC, 2020 20:55:51

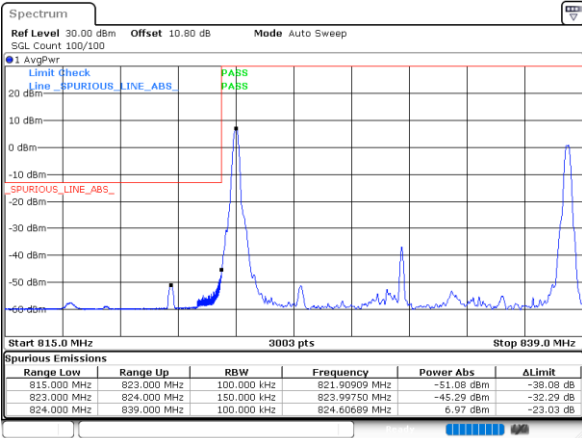
Date: 11, DEC, 2020 21:14:00



LTE Band 5B / 10MHz+5MHz

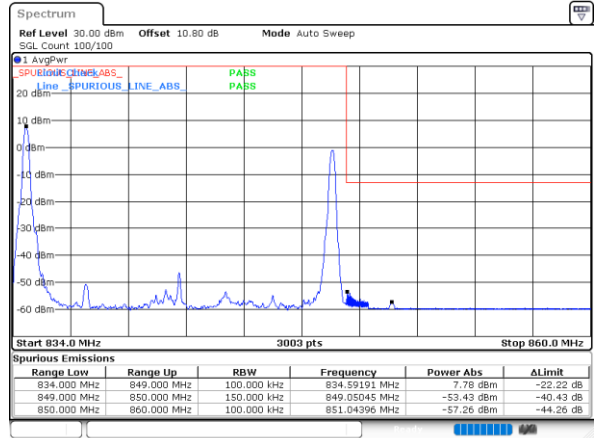
QPSK

Lowest Band Edge / 1RB0 and 1RB24



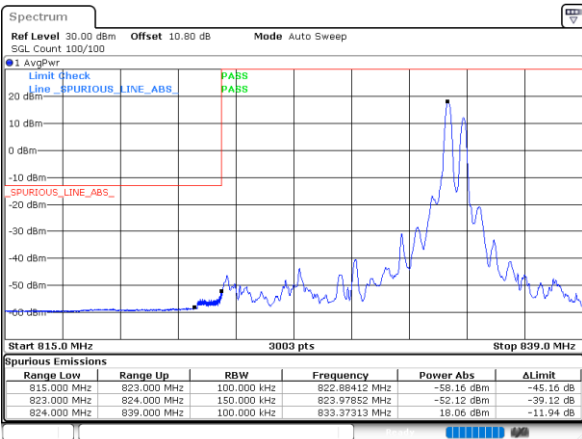
Date: 11.DEC.2020 22:31:06

Highest Band Edge / 1RB0 and 1RB24



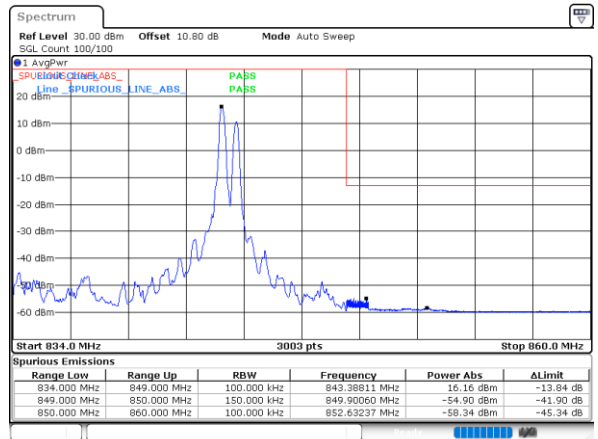
Date: 11.DEC.2020 22:49:26

Lowest Band Edge / 1RB49 and 1RB0



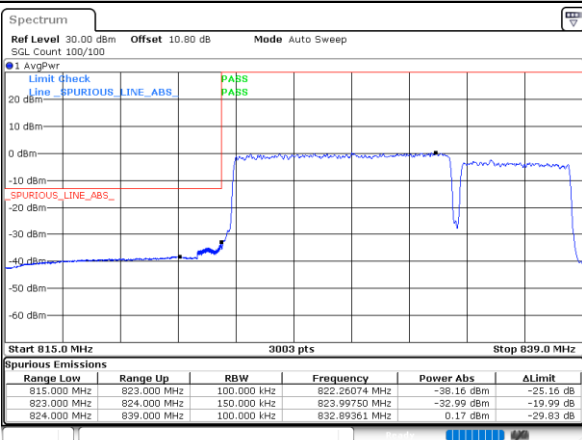
Date: 11.DEC.2020 22:40:15

Highest Band Edge / 1RB49 and 1RB0



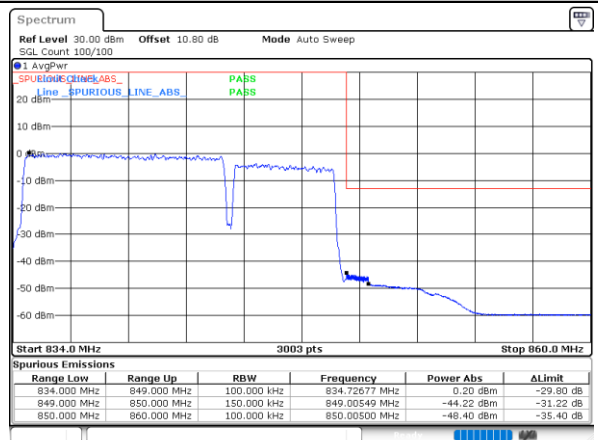
Date: 11.DEC.2020 23:03:47

Lowest Band Edge / Full RB



Date: 11.DEC.2020 22:21:40

Highest Band Edge / Full RB



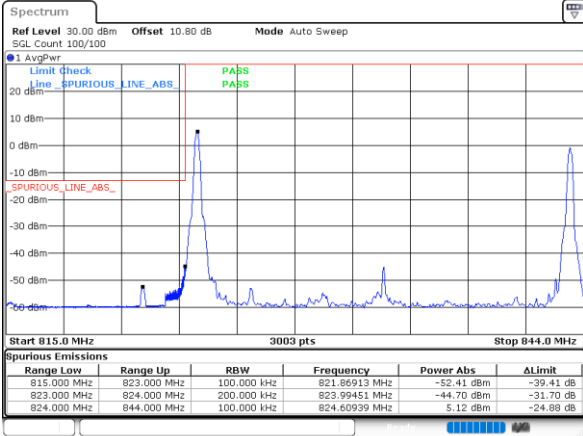
Date: 11.DEC.2020 22:47:33



LTE Band 5B / 10MHz+10MHz

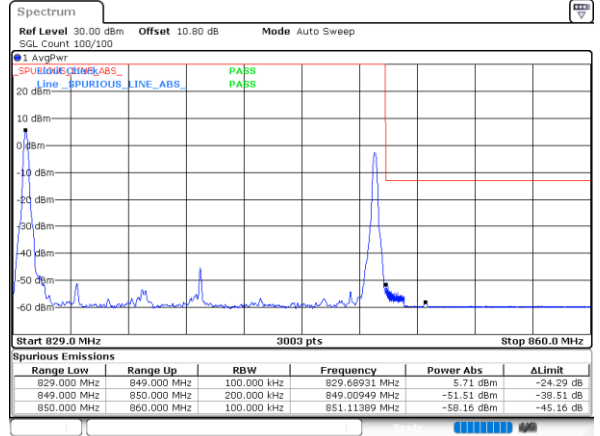
QPSK

Lowest Band Edge / 1RB0 and 1RB49



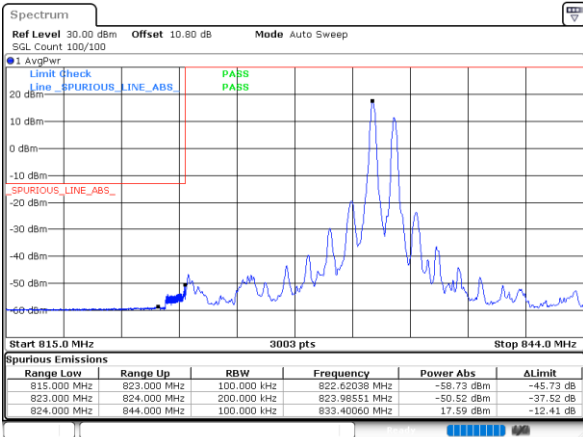
Date: 11. DEC. 2020 23:17:47

Highest Band Edge / 1RB0 and 1RB49



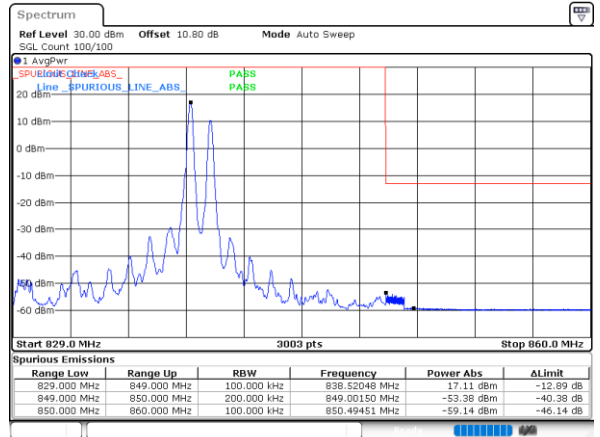
Date: 11. DEC. 2020 23:14:33

Lowest Band Edge / 1RB49 and 1RB0



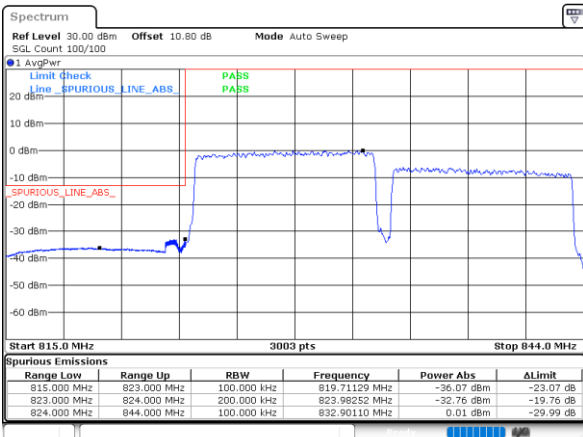
Date: 11. DEC. 2020 23:19:39

Highest Band Edge / 1RB49 and 1RB0



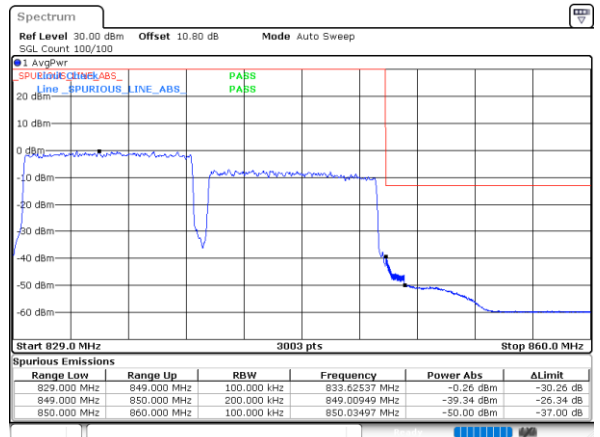
Date: 11. DEC. 2020 23:14:56

Lowest Band Edge / Full RB



Date: 11. DEC. 2020 23:08:20

Highest Band Edge / Full RB



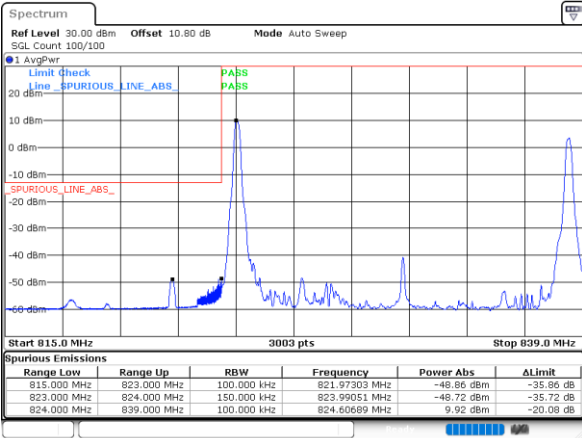
Date: 11. DEC. 2020 23:38:40



LTE Band 5B / 5MHz+10MHz

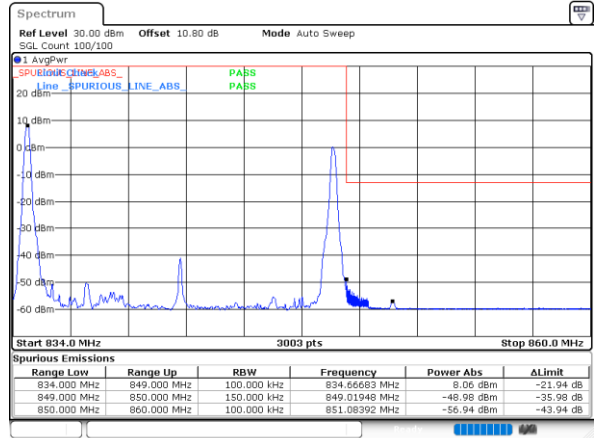
16QAM

Lowest Band Edge / 1RB0 and 1RB49



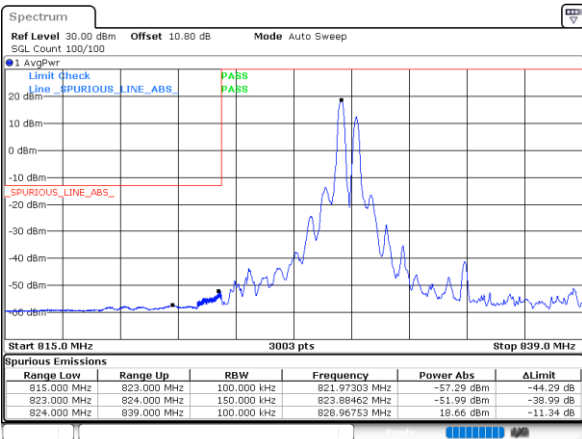
Date: 11. DEC. 2020 21:03:24

Highest Band Edge / 1RB0 and 1RB49



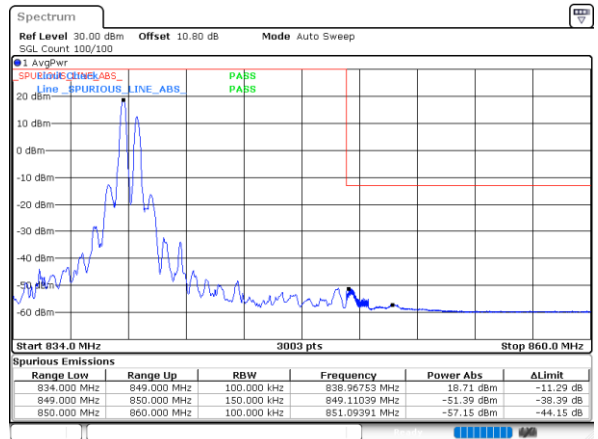
Date: 11. DEC. 2020 21:43:47

Lowest Band Edge / 1RB24 and 1RB0



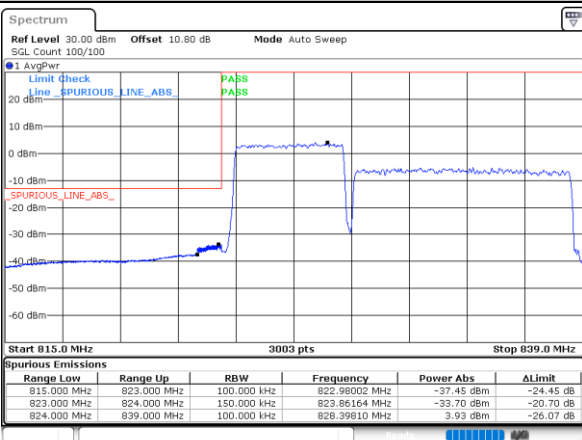
Date: 11. DEC. 2020 21:09:03

Highest Band Edge / 1RB24 and 1RB0



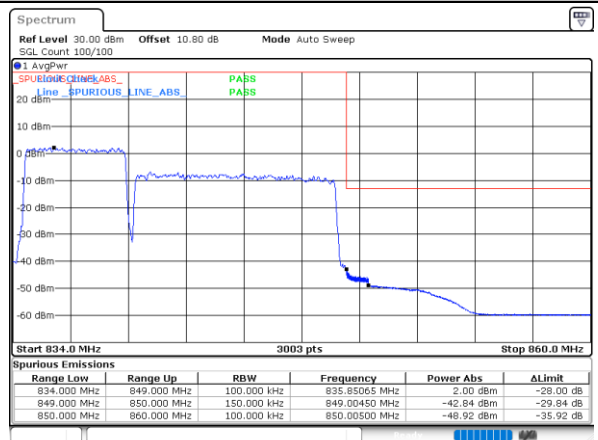
Date: 11. DEC. 2020 21:49:25

Lowest Band Edge / Full RB



Date: 11. DEC. 2020 20:57:44

Highest Band Edge / Full RB



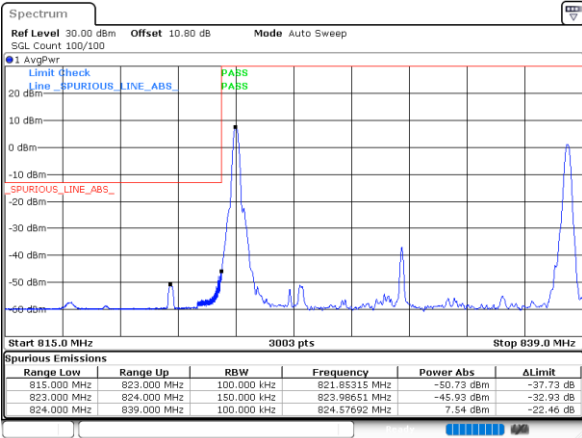
Date: 11. DEC. 2020 21:38:07



LTE Band 5B / 10MHz+5MHz

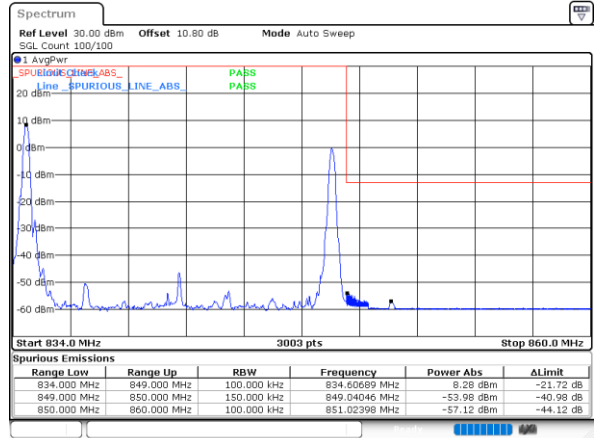
16QAM

Lowest Band Edge / 1RB0 and 1RB24



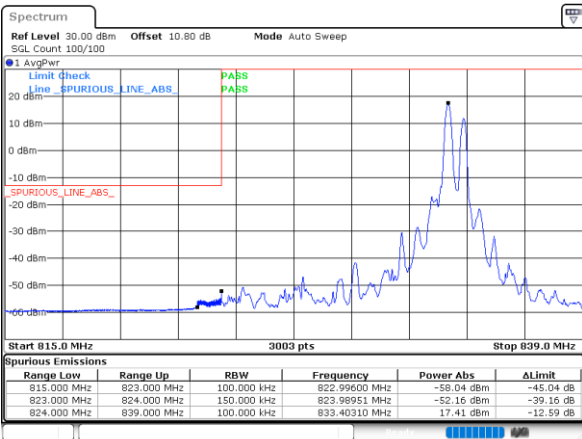
Date: 11, DEC, 2020 22:29:13

Highest Band Edge / 1RB0 and 1RB24



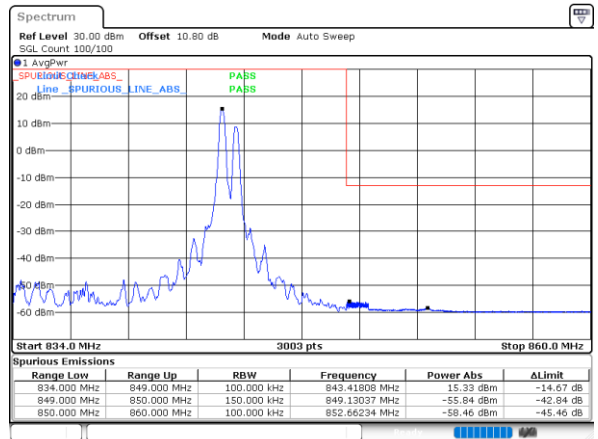
Date: 11, DEC, 2020 22:51:19

Lowest Band Edge / 1RB49 and 1RB0



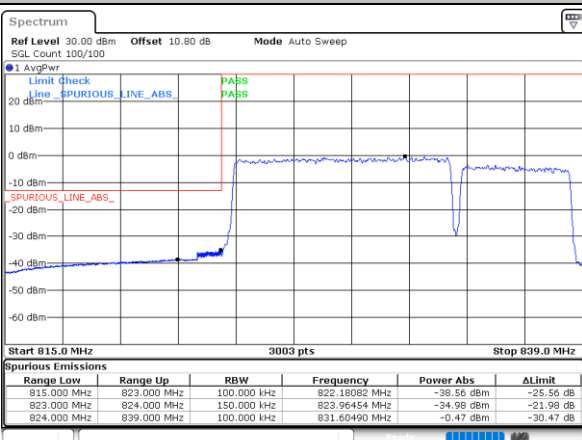
Date: 11, DEC, 2020 22:34:52

Highest Band Edge / 1RB49 and 1RB0



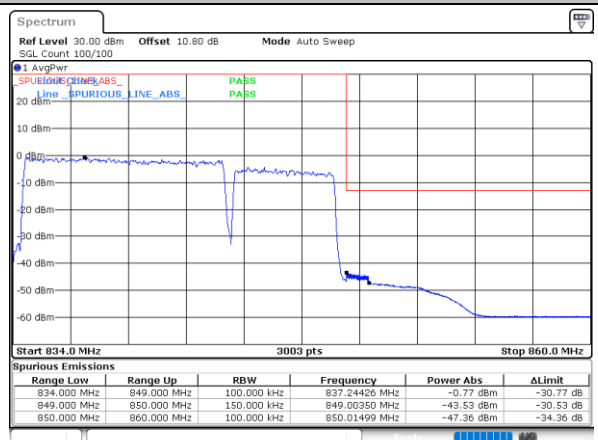
Date: 11, DEC, 2020 23:04:49

Lowest Band Edge / Full RB



Date: 11, DEC, 2020 22:23:33

Highest Band Edge / Full RB



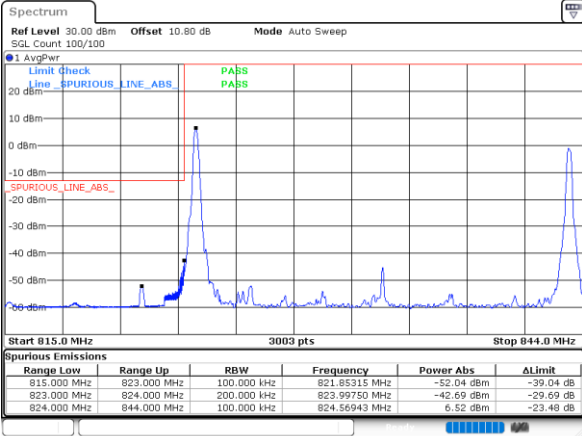
Date: 11, DEC, 2020 22:45:40



LTE Band 5B / 10MHz+10MHz

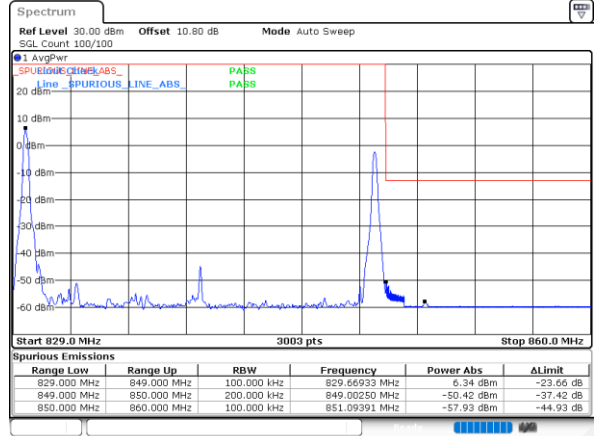
16QAM

Lowest Band Edge / 1RB0 and 1RB49



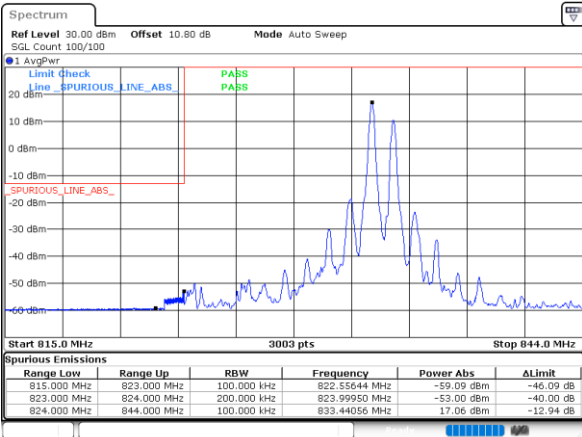
Date: 11. DEC. 2020 23:15:53

Highest Band Edge / 1RB0 and 1RB49



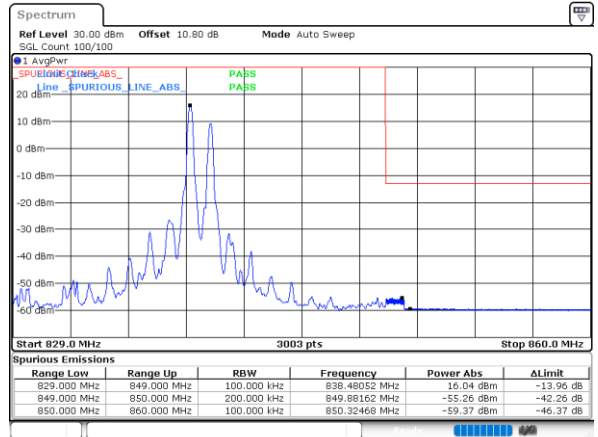
Date: 11. DEC. 2020 23:14:26

Lowest Band Edge / 1RB49 and 1RB0



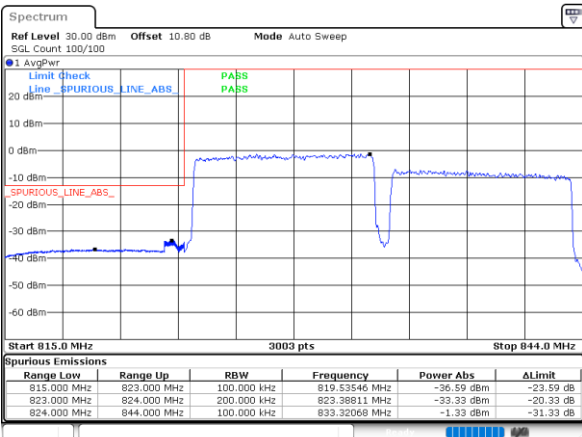
Date: 11. DEC. 2020 23:21:33

Highest Band Edge / 1RB49 and 1RB0



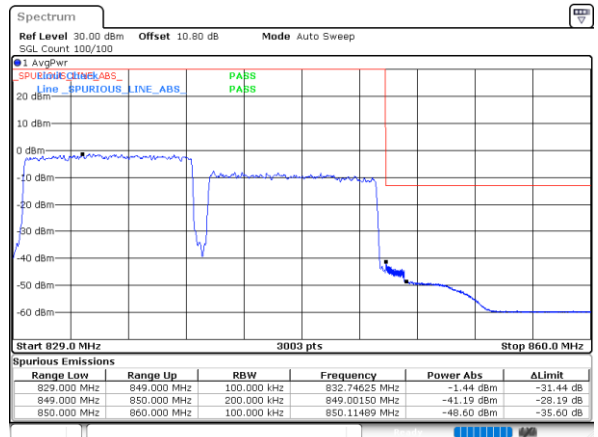
Date: 11. DEC. 2020 23:14:04

Lowest Band Edge / Full RB



Date: 11. DEC. 2020 23:10:13

Highest Band Edge / Full RB



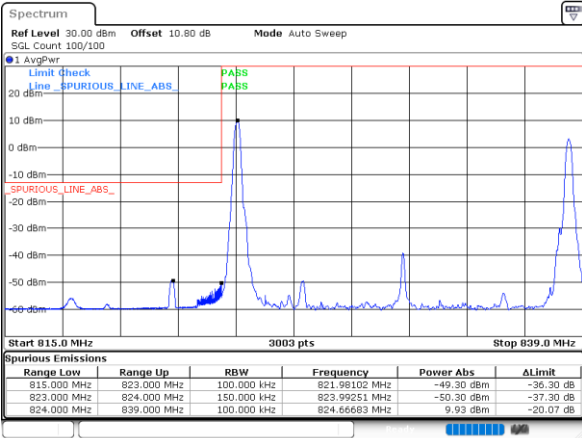
Date: 11. DEC. 2020 23:36:46



LTE Band 5B / 5MHz+10MHz

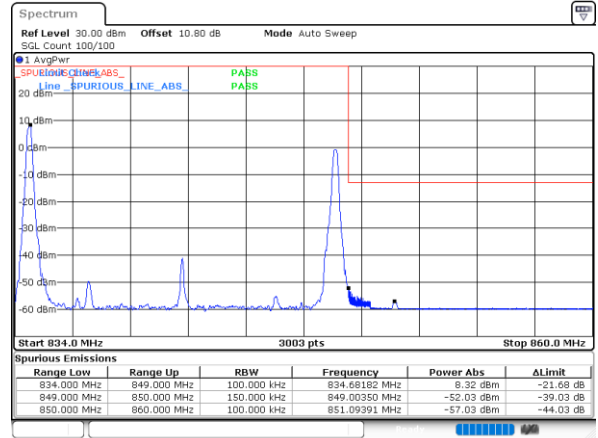
64QAM

Lowest Band Edge / 1RB0 and 1RB49



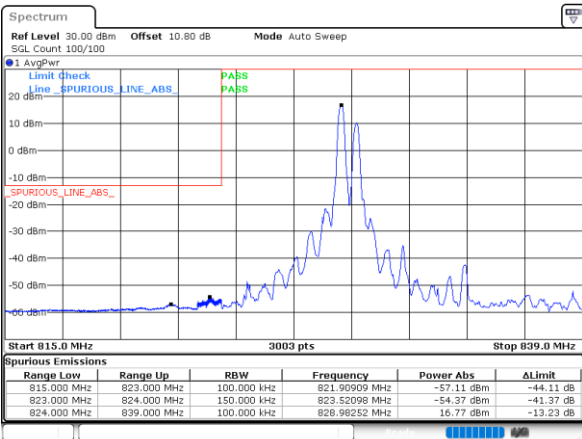
Date: 11, DEC, 2020 21:01:31

Highest Band Edge / 1RB0 and 1RB49



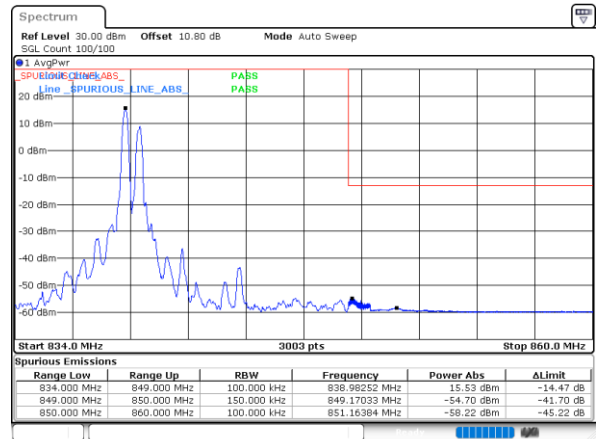
Date: 11, DEC, 2020 21:45:40

Lowest Band Edge / 1RB24 and 1RB0



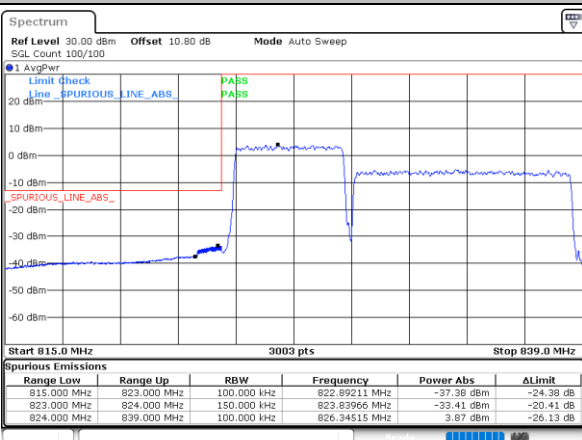
Date: 11, DEC, 2020 21:10:57

Highest Band Edge / 1RB24 and 1RB0



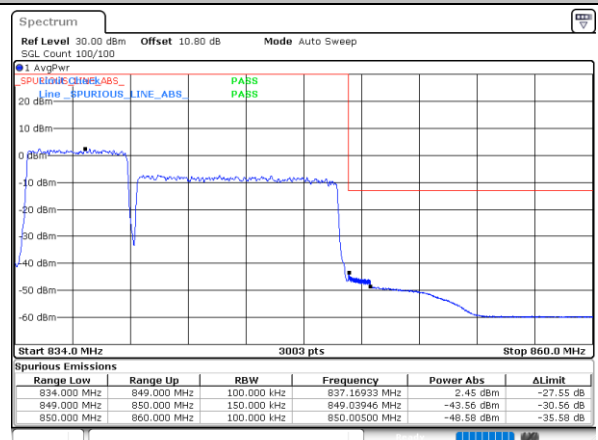
Date: 11, DEC, 2020 21:47:32

Lowest Band Edge / Full RB



Date: 11, DEC, 2020 20:59:38

Highest Band Edge / Full RB



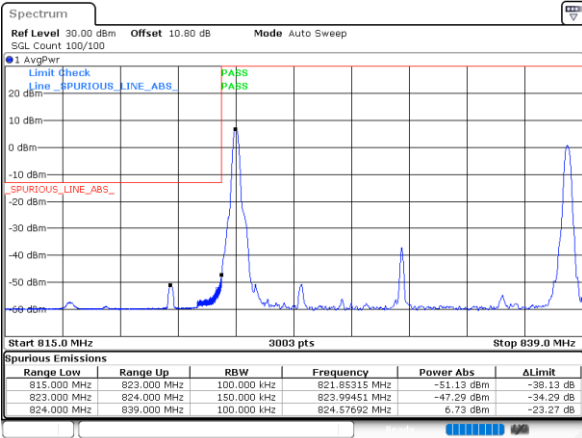
Date: 11, DEC, 2020 21:16:14



LTE Band 5B / 10MHz+5MHz

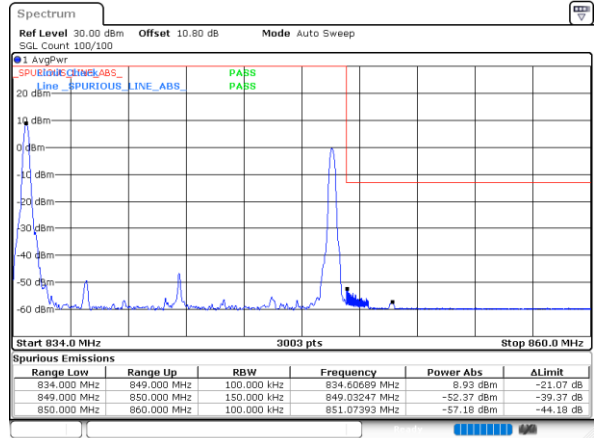
64QAM

Lowest Band Edge / 1RB0 and 1RB24



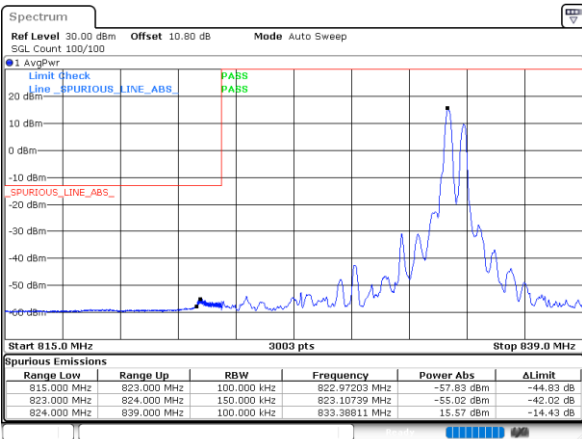
Date: 11. DEC. 2020 22:27:19

Highest Band Edge / 1RB0 and 1RB24



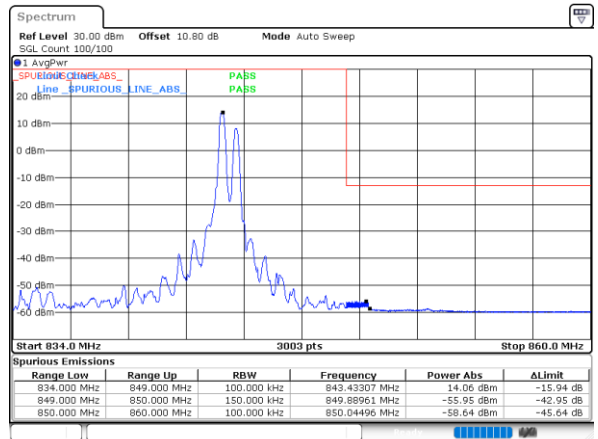
Date: 11. DEC. 2020 22:53:12

Lowest Band Edge / 1RB49 and 1RB0



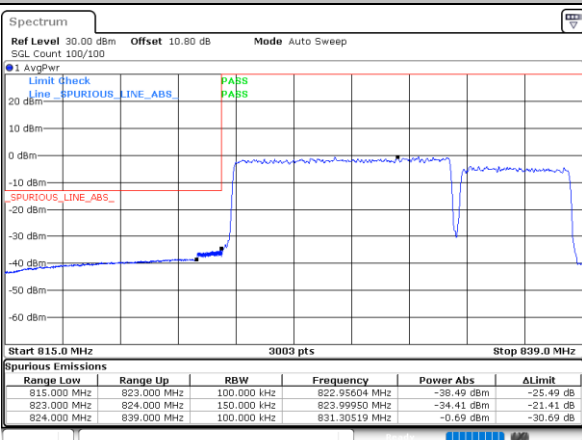
Date: 11. DEC. 2020 22:36:45

Highest Band Edge / 1RB49 and 1RB0



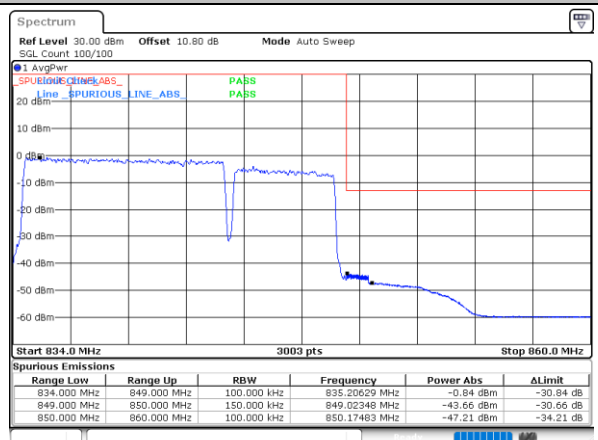
Date: 11. DEC. 2020 22:55:04

Lowest Band Edge / Full RB



Date: 11. DEC. 2020 22:25:26

Highest Band Edge / Full RB



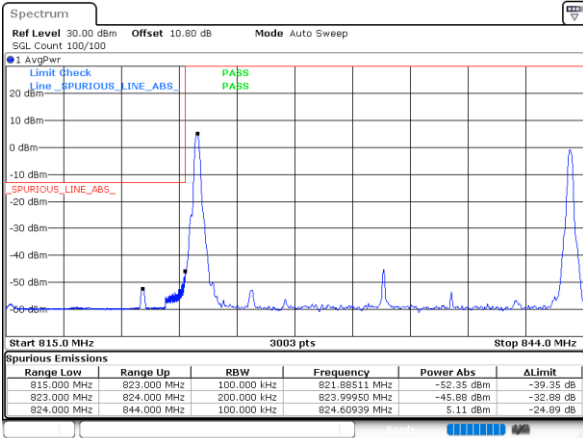
Date: 11. DEC. 2020 22:43:47



LTE Band 5B / 10MHz+10MHz

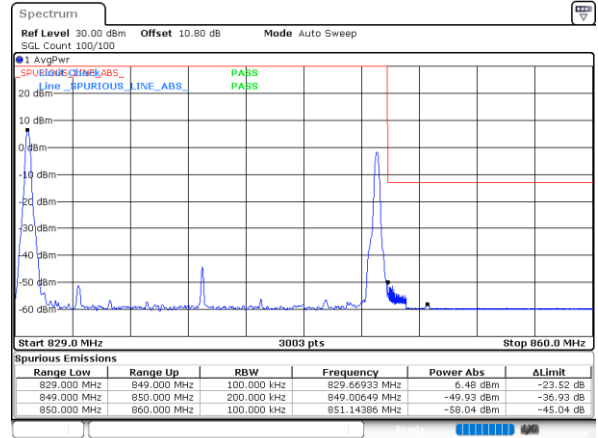
64QAM

Lowest Band Edge / 1RB0 and 1RB49



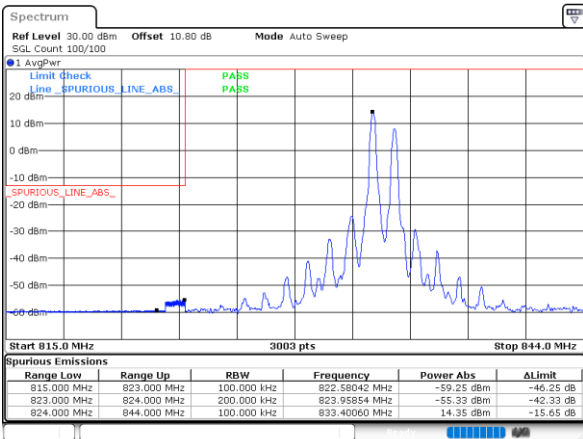
Date: 11. DEC. 2020 23:14:00

Highest Band Edge / 1RB0 and 1RB49



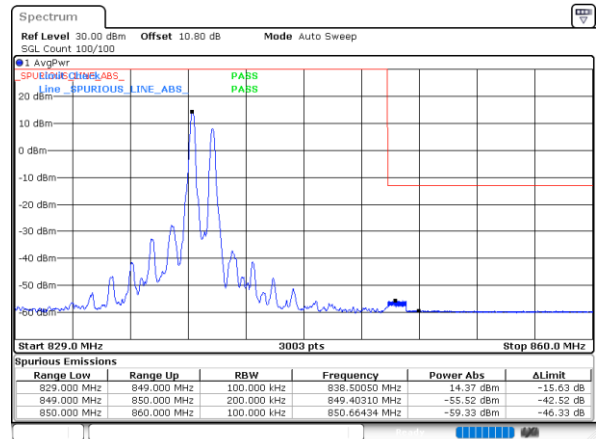
Date: 11. DEC. 2020 23:14:18

Lowest Band Edge / 1RB49 and 1RB0



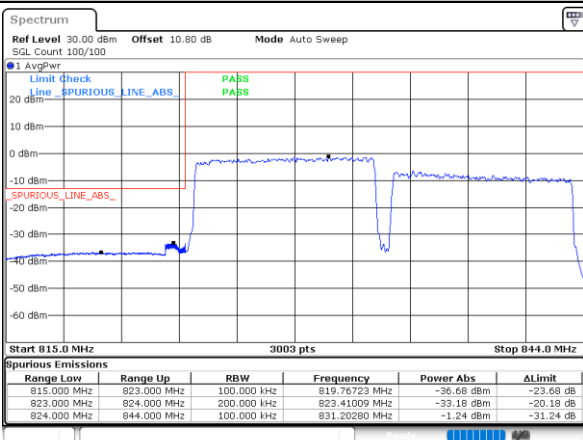
Date: 11. DEC. 2020 23:23:26

Highest Band Edge / 1RB49 and 1RB0



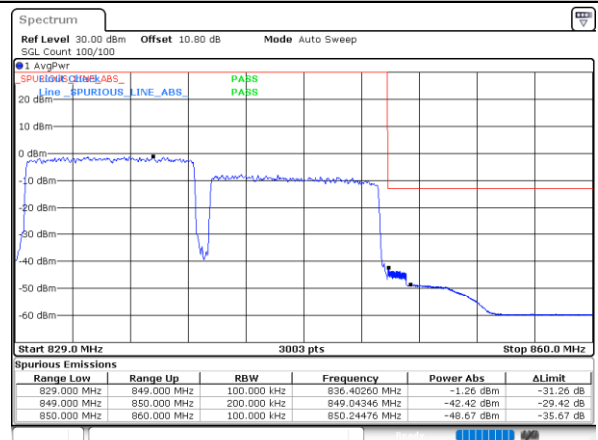
Date: 11. DEC. 2020 23:14:11

Lowest Band Edge / Full RB



Date: 11. DEC. 2020 23:12:07

Highest Band Edge / Full RB



Date: 11. DEC. 2020 23:14:53



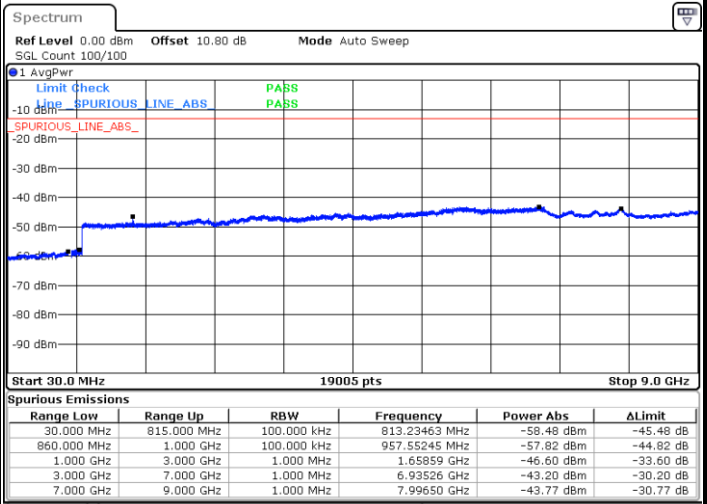
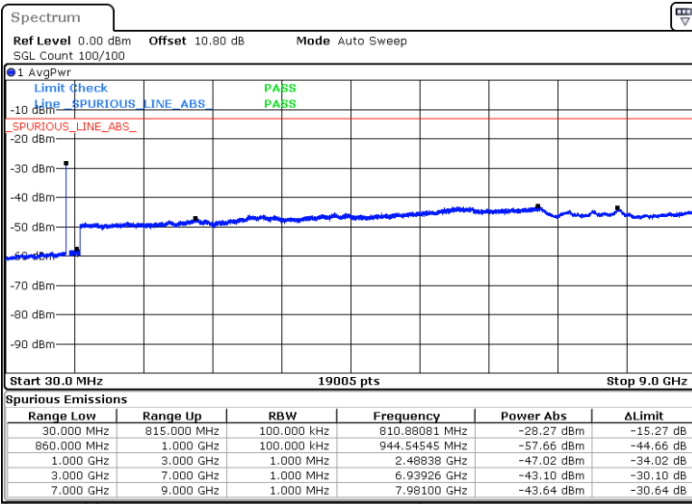
Conducted Spurious Emission

LTE Band 5B / 5MHz+10MHz

QPSK

Lowest Channel / 1RB0 and 1RB49

Lowest Channel / 1RB24 and 1RB0

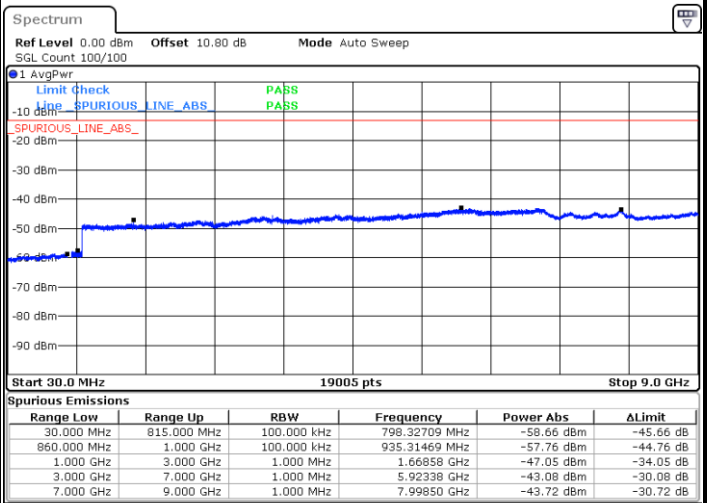
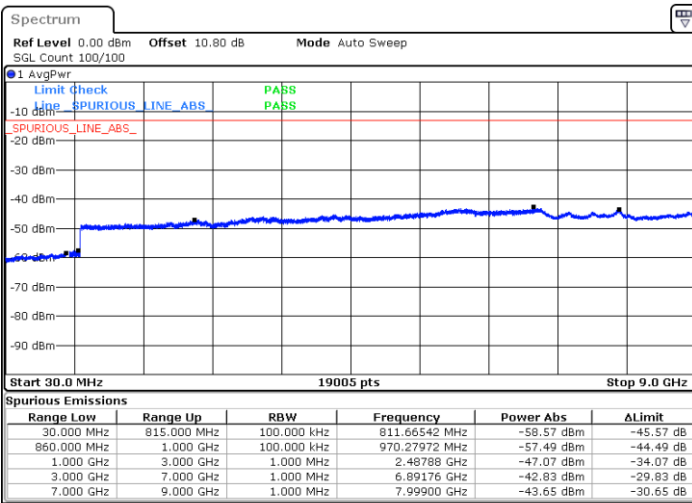


Date: 11.DEC.2020 21:12:32

Date: 11.DEC.2020 21:11:45

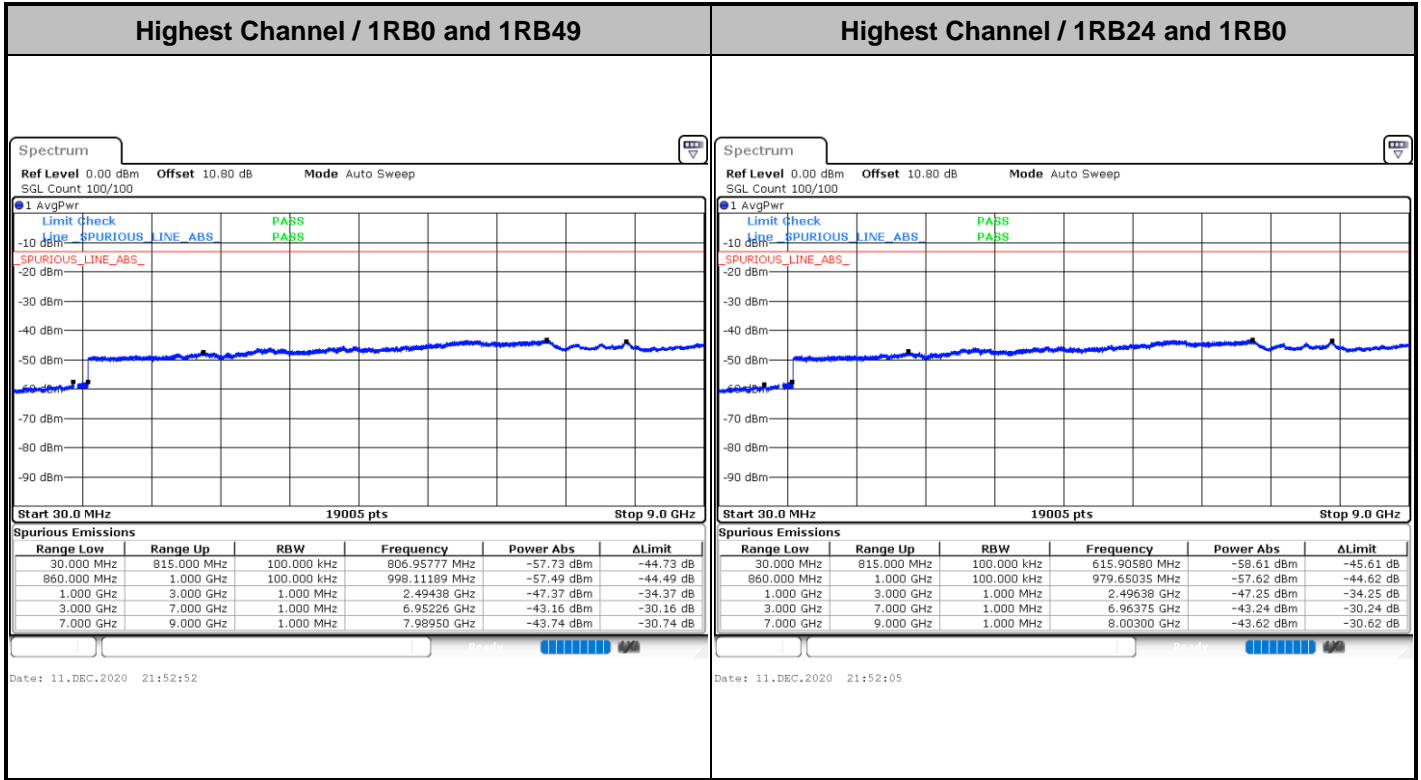
Middle Channel / 1RB0 and 1RB49

Middle Channel / 1RB24 and 1RB0



Date: 11.DEC.2020 21:31:11

Date: 11.DEC.2020 21:31:58



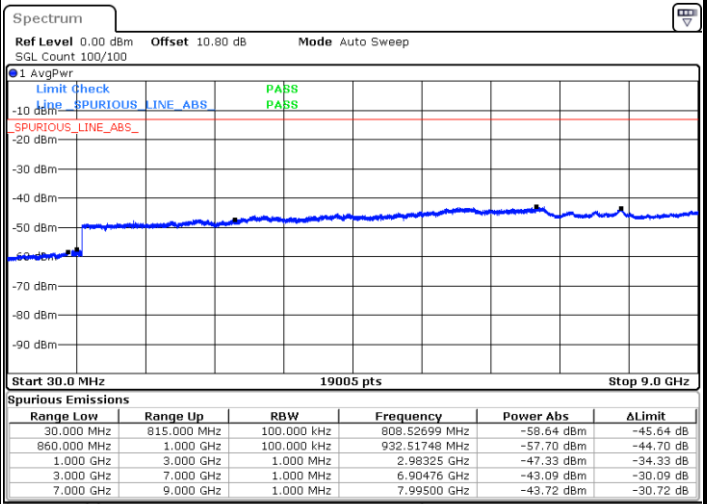
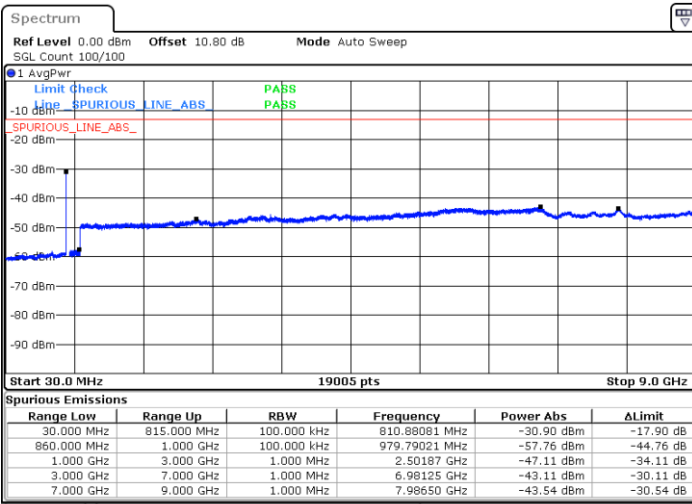


LTE Band 5B / 10MHz+5MHz

QPSK

Lowest Channel / 1RB0 and 1RB24

Lowest Channel / 1RB49 and 1RB0

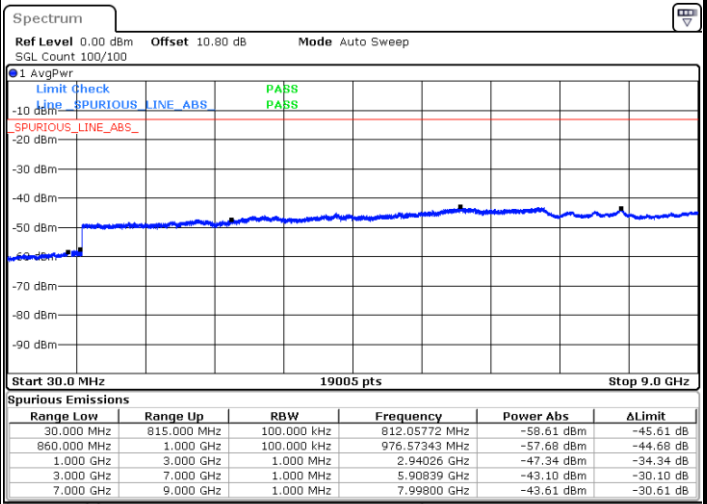
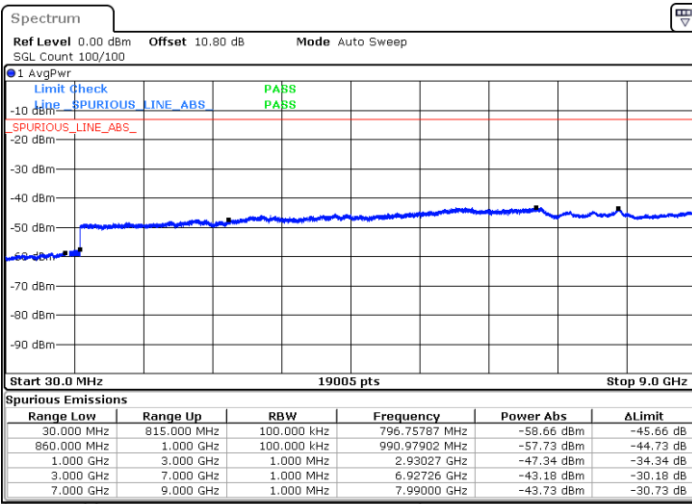


Date: 11.DEC.2020 22:38:20

Date: 11.DEC.2020 22:37:33

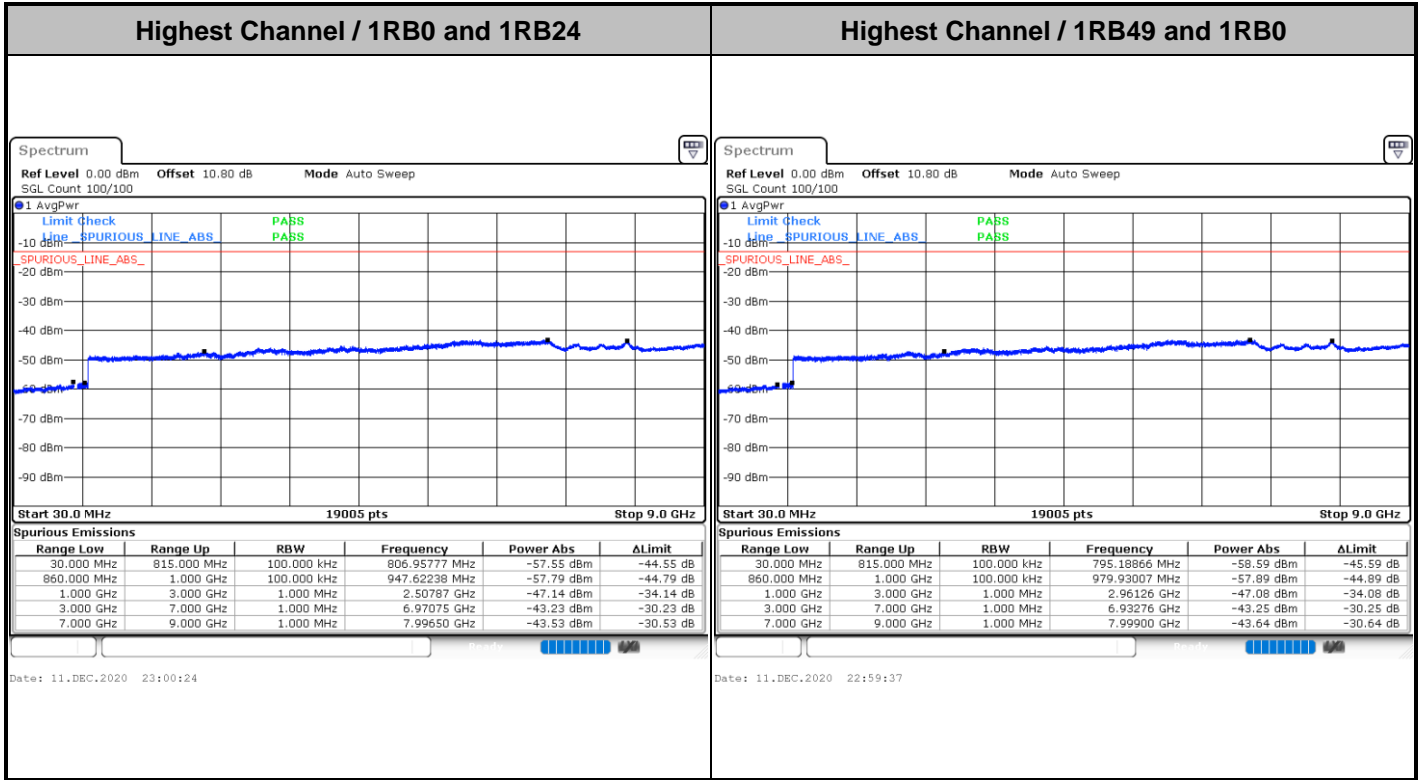
Middle Channel / 1RB0 and 1RB24

Middle Channel / 1RB49 and 1RB0



Date: 11.DEC.2020 22:10:51

Date: 11.DEC.2020 22:11:38



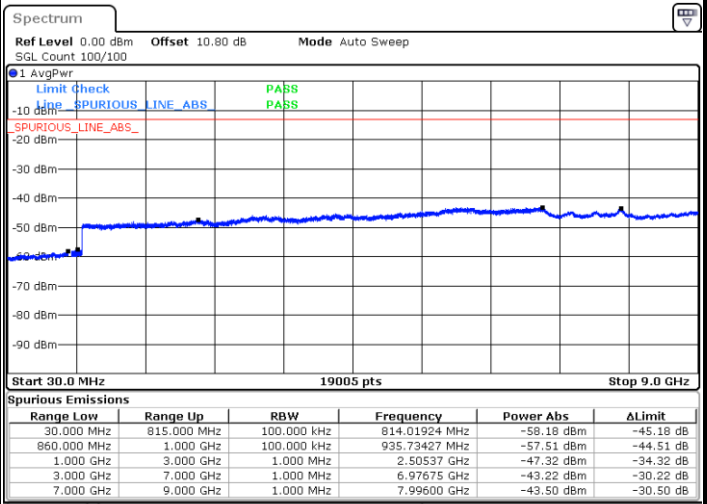
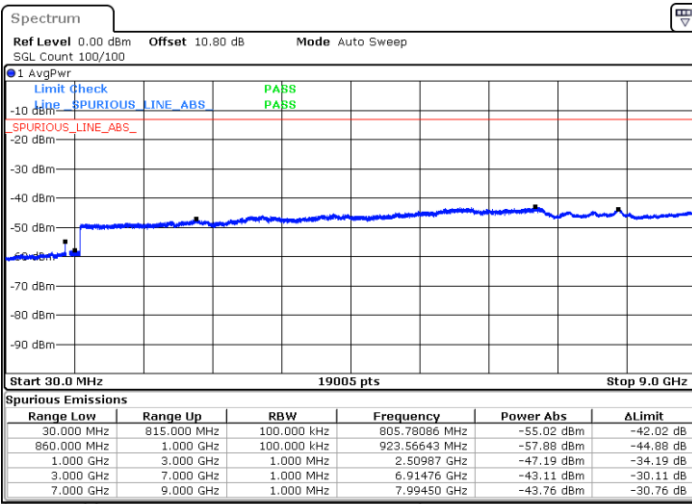


LTE Band 5B / 10MHz+10MHz

QPSK

Lowest Channel / 1RB0 and 1RB49

Lowest Channel / 1RB49 and 1RB0

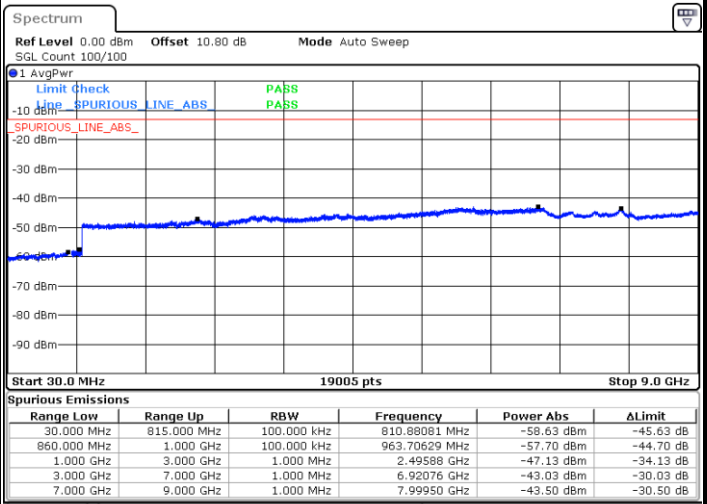
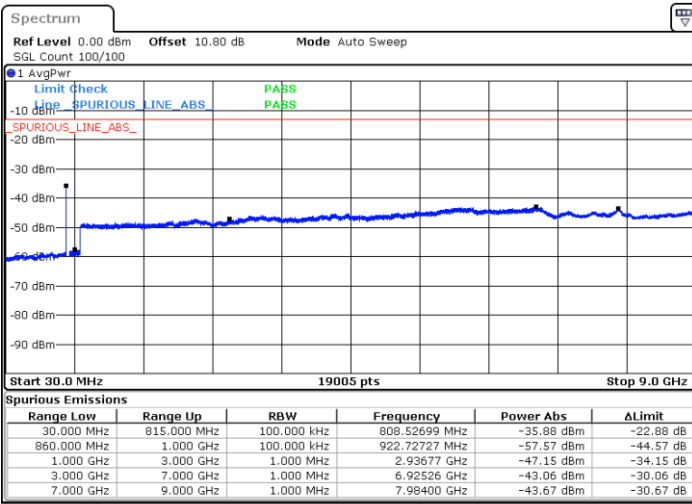


Date: 11.DEC.2020 23:25:01

Date: 11.DEC.2020 23:24:14

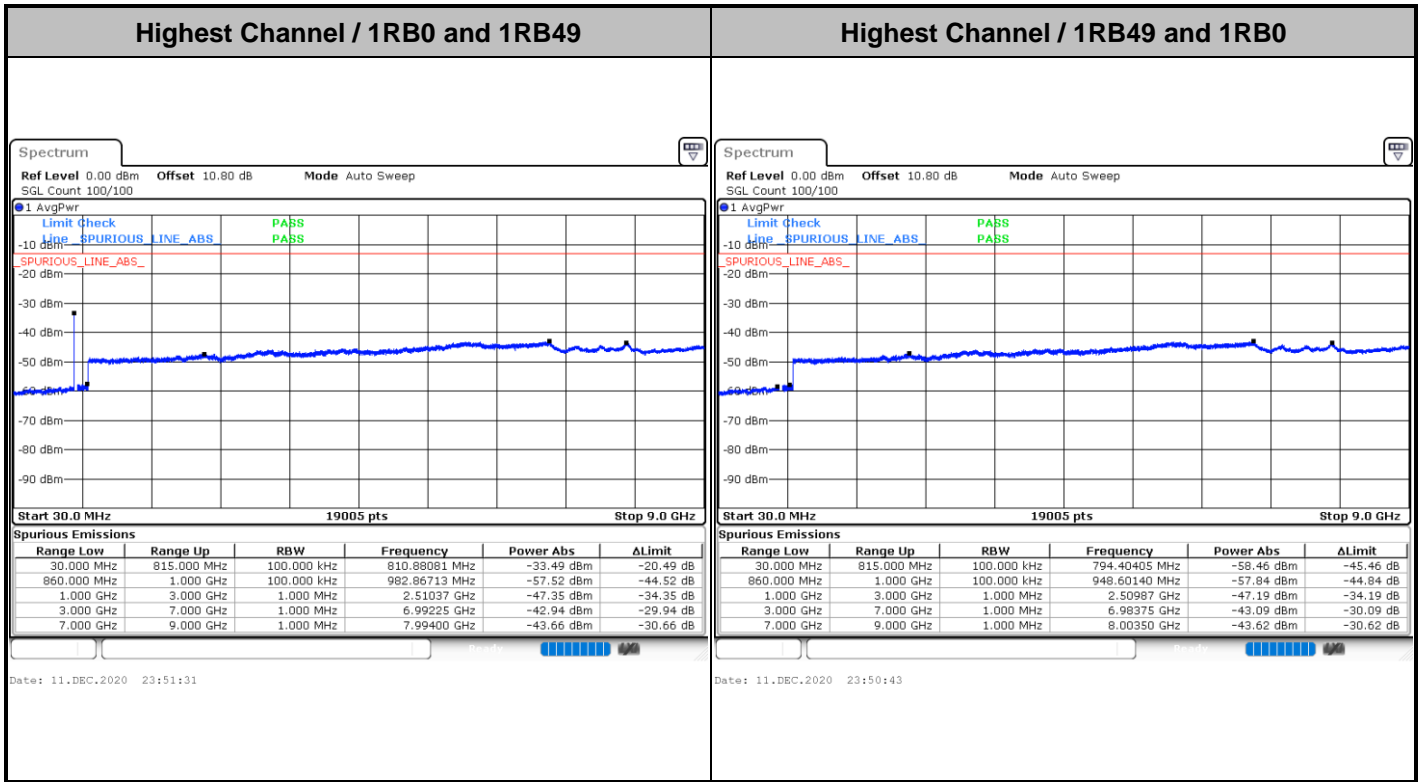
Middle Channel / 1RB0 and 1RB49

Middle Channel / 1RB49 and 1RB0



Date: 11.DEC.2020 23:29:54

Date: 11.DEC.2020 23:30:41





LTE Band 7

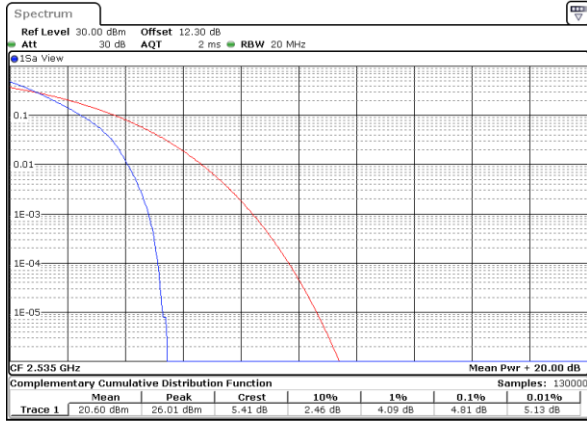
Peak-to-Average Ratio

Mode	LTE Band 7 / 20MHz			
Mod.	QPSK	16QAM	64QAM	Limit: 13dB
RB Size	Full RB	Full RB	Full RB	Result
Middle CH	4.81	6.06	6.64	PASS



LTE Band 7 / 20MHz / QPSK

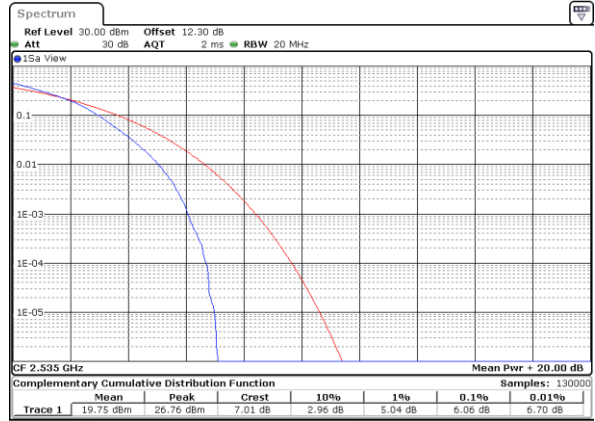
Middle Channel / Full RB



Date: 13. DEC. 2020 08:43:46

LTE Band 7 / 20MHz / 16QAM

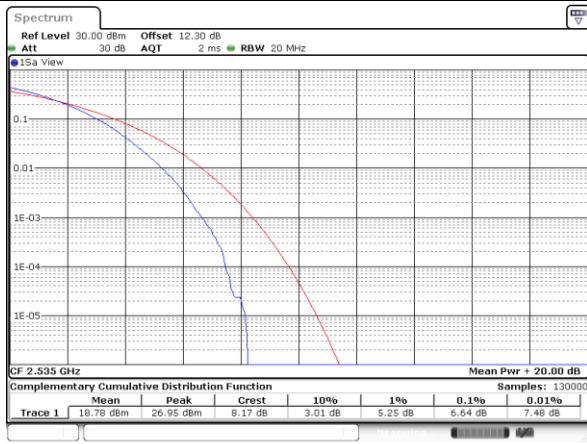
Middle Channel / Full RB



Date: 13. DEC. 2020 08:43:33

LTE Band 7 / 20MHz / 64QAM

Middle Channel / Full RB



Date: 13. DEC. 2020 08:44:00



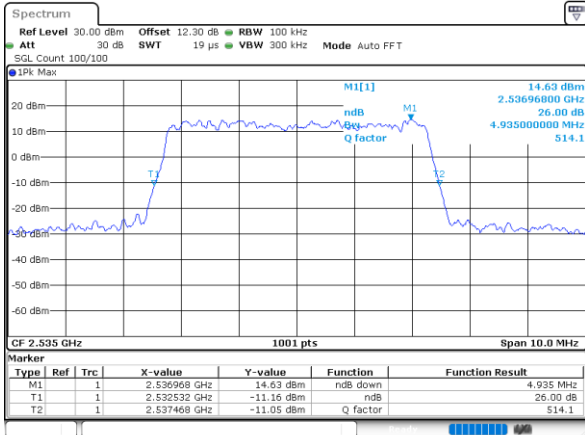
26dB Bandwidth

Mode	LTE Band 7 : 26dB BW(MHz)											
BW	1.4MHz		3MHz		5MHz		10MHz		15MHz		20MHz	
Mod.	QPSK	16QAM	QPSK	16QAM	QPSK	16QAM	QPSK	16QAM	QPSK	16QAM	QPSK	16QAM
Middle CH	-	-	-	-	4.94	4.91	9.93	9.81	14.57	14.39	18.86	19.18
Mode	LTE Band 7 : 26dB BW(MHz)											
BW	1.4MHz		3MHz		5MHz		10MHz		15MHz		20MHz	
Mod.	64QAM	256 QAM	64QAM	256 QAM	64QAM	256 QAM	64QAM	256 QAM	64QAM	256 QAM	64QAM	256 QAM
Middle CH	-	-	-	-	4.97	-	9.65	-	14.51	-	18.98	-



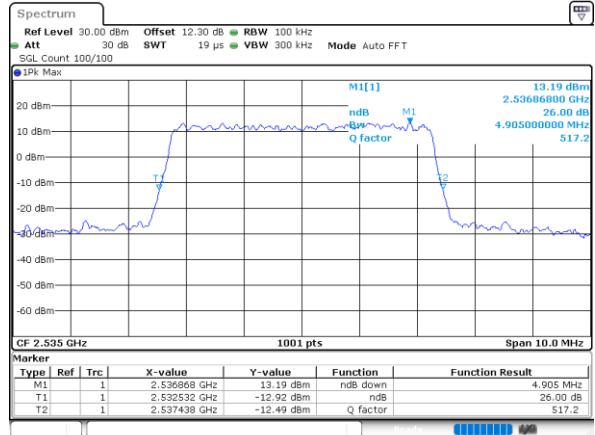
LTE Band 7

Middle Channel / 5MHz / QPSK



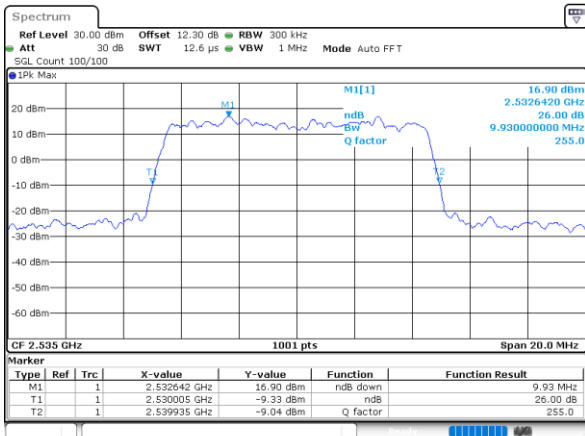
Date: 13. DEC. 2020 08:10:09

Middle Channel / 5MHz / 16QAM



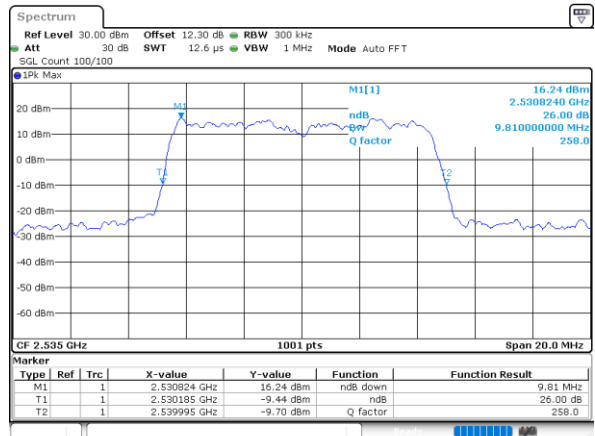
Date: 13. DEC. 2020 08:11:20

Middle Channel / 10MHz / QPSK



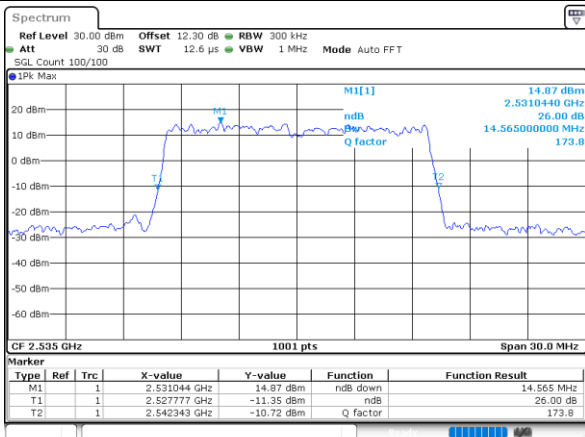
Date: 13. DEC. 2020 08:17:47

Middle Channel / 10MHz / 16QAM



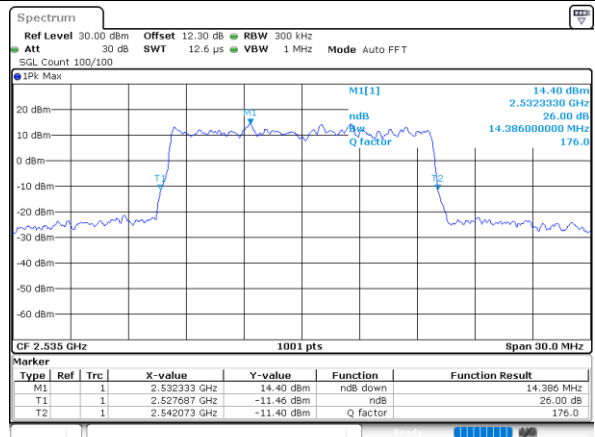
Date: 13. DEC. 2020 08:17:58

Middle Channel / 15MHz / QPSK



Date: 13. DEC. 2020 08:25:27

Middle Channel / 15MHz / 16QAM



Date: 13. DEC. 2020 08:30:31