



# TEST REPORT

**APPLICANT** : Bullitt Group  
**PRODUCT NAME** : 4G Mobile Phone  
**MODEL NAME** : S62  
**BRAND NAME** : CAT  
**FCC ID** : ZL5S62  
**STANDARD(S)** : 47 CFR Part 15 Subpart E  
**RECEIPT DATE** : 2020-10-10  
**TEST DATE** : 2020-10-12 to 2021-01-26  
**ISSUE DATE** : 2021-02-19

Edited by : *Qijie Xiao*  
Qijie Xiao

Approved by: *Elvis Wang*  
Elvis Wang

**NOTE:** This report is issued by Morlab and may not be copied without written permission from Morlab. The test results in this report are only applicable to specific samples and specific tests. The information in this report can be verified and confirmed on our website.



# DIRECTORY

- 1. Technical Information.....3
- 1.1. Applicant and Manufacturer Information.....3
- 1.2. Equipment Under Test (EUT) Description..... 3
- 1.3. The channel number and frequency of EUT..... 4
- 1.4. Test Standards and Results..... 5
- 1.5. Environmental Conditions..... 5
- 2. 47 CFR Part 15C Requirements..... 6
- 2.1. Antenna requirement.....6
- 2.2. Emission Bandwidth..... 7
- 2.3. Maximum conducted output power..... 28
- 2.4. Peak Power spectral density..... 31
- 2.5. Restricted Frequency Bands..... 49
- 2.6. Frequency Stability.....70
- 2.7. Conducted Emission.....72
- 2.8. Radiated Emission.....76
- 2.9. Automatically discontinue transmission requirement..... 153
- Annex A Test Uncertainty..... 154
- Annex B Testing Laboratory Information..... 155

Change History		
Version	Date	Reason for change
1.0	2021-02-19	First edition



# 1. Technical Information

**Note:** Provide by applicant.

## 1.1. Applicant and Manufacturer Information

<b>Applicant:</b>	Bullitt Group
<b>Applicant Address:</b>	One Valpy, Valpy Street, Reading, Berkshire, RG1 1AR, United Kingdom
<b>Manufacturer:</b>	Bullitt Group
<b>Manufacturer Address:</b>	One Valpy, Valpy Street, Reading, Berkshire, RG1 1AR, United Kingdom

## 1.2. Equipment Under Test (EUT) Description

<b>Product Name:</b>	4G Mobile Phone
<b>Serial No:</b>	(N/A, marked #1 by test site)
<b>Hardware Version:</b>	Q190_V1
<b>Software Version:</b>	LTE_S02111.10_N_S62_0
<b>Modulation Type:</b>	OFDM
<b>Modulation Mode:</b>	802.11a, 802.11ac(VHT20), 802.11ac(VHT40), 802.11ac(VHT80),802.11n(HT20), 802.11n(HT40)
<b>Operating Frequency Range:</b>	5.180 GHz- 5.240 GHz; 5.745GHz- 5.825GHz
<b>Channel Number:</b>	Refer to 1.3
<b>Antenna Type:</b>	PIFA Antenna
<b>Antenna Gain:</b>	5.1G:0.13dBi; 5.8G: 0.88dBi

**Note 1:** The U-NII band is applicable to this report, another bands of operation (2.4GHz) is documented in a separate report.

**Note 2:** WIFI hotspot does not support U-NII band.

**Note 3:** During test, the duty cycle of the EUT was setting to 100%.

**Note 4:** For a more detailed description, please refer to Specification or User's Manual supplied by the applicant and/or manufacturer.



### 1.3. The channel number and frequency of EUT

Frequency Range: 5180-5240MHz				
Bandwidth	Channel	Frequency (MHz)	Channel	Frequency (MHz)
20MHz	<b>36</b>	<b>5180</b>	<b>40</b>	<b>5200</b>
	<b>44</b>	<b>5220</b>	<b>48</b>	<b>5240</b>
40MHz	<b>38</b>	<b>5190</b>	<b>46</b>	<b>5230</b>
80MHz	<b>42</b>	<b>5210</b>	/	/
Frequency Range: 5745-5825MHz				
Bandwidth	Channel	Frequency (MHz)	Channel	Frequency (MHz)
20MHz	<b>149</b>	<b>5745</b>	<b>153</b>	<b>5765</b>
	<b>157</b>	<b>5785</b>	<b>161</b>	<b>5805</b>
	<b>165</b>	<b>5825</b>	/	/
40MHz	<b>151</b>	<b>5755</b>	<b>159</b>	<b>5795</b>
80MHz	<b>155</b>	<b>5775</b>	/	/

**Note 1:** The black bold channels were selected for test.



## 1.4. Test Standards and Results

The objective of the report is to perform testing according to 47 CFR Part 15 Subpart C for the EUT FCC ID Certification:

No	Identity	Document Title
1	47 CFR Part 15	Radio Frequency Devices

Test detailed items/section required by FCC rules and results are as below:

No.	Section	Description	Test Date	Test Engineer	Result
1	15.203	Antenna Requirement	N/A	N/A	PASS
2	15.407(a) (e)	Emission Bandwidth	Dec 16, 2020 Dec 21, 2020	Stefan Sun	PASS
3	15.407(a)	Maximum conducted output Power	Dec 16, 2020 Dec 21, 2020	Stefan Sun	PASS
4	15.407(a)	Peak Power spectral density	Dec 16, 2020 Dec 21, 2020	Stefan Sun	PASS
5	15.407(b)	Restricted Frequency Bands	Oct 12, 2020 Oct 12, 2020	Yaming Luo	PASS
6	15.407(g)	Frequency Stability	Nov 10, 2020	Yaming Luo	PASS
7	15.207	Conducted Emission	Jan 26, 2021 Jan 26, 2021	Yaming Luo	PASS
8	15.407(b)	Radiated Emission	Oct 12, 2020 Oct 29, 2020	Yaming Luo	PASS
9	15.407(c)	Automatically discontinue transmission requirement	N/A	N/A	PASS

**Note:** The tests of Conducted Emission and Radiated Emission were performed according to the method of measurements prescribed in ANSI C63.10 2013 and KDB789033 D02 v02r01.

## 1.5. Environmental Conditions

During the measurement, the environmental conditions were within the listed ranges:

Temperature (°C):	15 - 35
Relative Humidity (%):	30 -60
Atmospheric Pressure (kPa):	86-106



## 2. 47 CFR Part 15C Requirements

### 2.1. Antenna requirement

#### 2.1.1. Applicable Standard

According to FCC 15.203, an intentional radiator shall be designed to ensure that no antenna other than that furnished by the responsible party shall be used with the device. The use of a permanently attached antenna or of an antenna that uses a unique coupling to the intentional radiator shall be considered sufficient to comply with the provisions of this section.

#### 2.1.2. Result: Compliant

The EUT has a permanently and irreplaceable attached antenna. Please refer to the EUT internal photos.

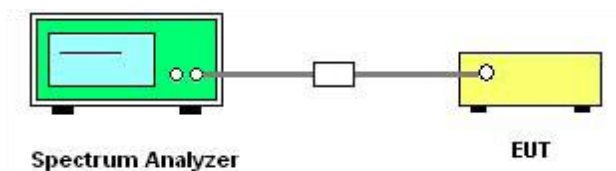
## 2.2. Emission Bandwidth

### 2.2.1. Requirement

For purposes of this subpart the emission bandwidth shall be determined by measuring the width of the signal between two points, one below the carrier center frequency and one above the carrier center frequency, that are 26 dB down relative to the maximum level of the modulated carrier. Determination of the emissions bandwidth is based on the use of measurement instrumentation employing a peak detector function with an instrument resolution bandwidth approximately equal to 1.0 percent of the emission bandwidth of the device under measurement. Within the 5.725-5.85 GHz band, the minimum 6 dB bandwidth of U-NII devices shall be at least 500 kHz.

### 2.2.2. Test Description

#### A. Test Setup:



The EUT is coupled to the Spectrum Analyzer; the RF load attached to the EUT antenna terminal is 50Ohm; the path loss as the factor is calibrated to correct the reading.

#### B. Test Procedure

1. KDB 789033 Section C) 1) Emission Bandwidth was used in order to prove compliance

- a) Set RBW = approximately 1% of the emission bandwidth.
- b) Set the VBW > RBW.
- c) Detector = Peak.
- d) Trace mode = max hold.
- e) Measure the maximum width of the emission that is 26 dB down from the peak of the emission.  
Compare this with the RBW setting of the analyzer. Readjust RBW and repeat measurement as needed until the RBW/EBW ratio is approximately 1%.

2. KDB 789033 Section C) 2) minimum emission bandwidth for the band 5.725-5.85GHz was used in order to prove compliance.

Section 15.407(e) specifies the minimum 6 dB emission bandwidth of at least 500 KHz for the band 5.715-5.85 GHz. The following procedure shall be used for measuring this bandwidth:

- a) Set RBW = 100 kHz.
- b) Set the video bandwidth (VBW)  $\geq 3 \times$  RBW.
- c) Detector = Peak.
- d) Trace mode = max hold.



e) Sweep = auto couple.

f) Allow the trace to stabilize.

g) Measure the maximum width of the emission that is constrained by the frequencies associated with the two outermost amplitude points (upper and lower frequencies) that are attenuated by 6 dB relative to the maximum level measured in the fundamental emission.

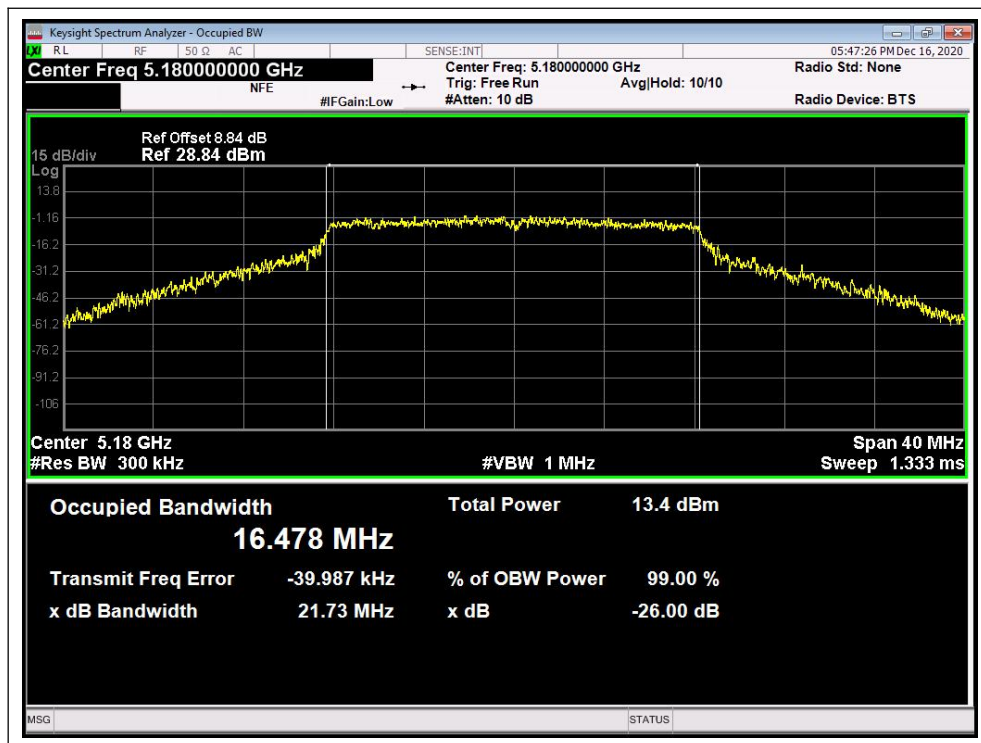
**2.2.3. Test Result**

**802.11a Test mode**

**A. Test Verdict:**

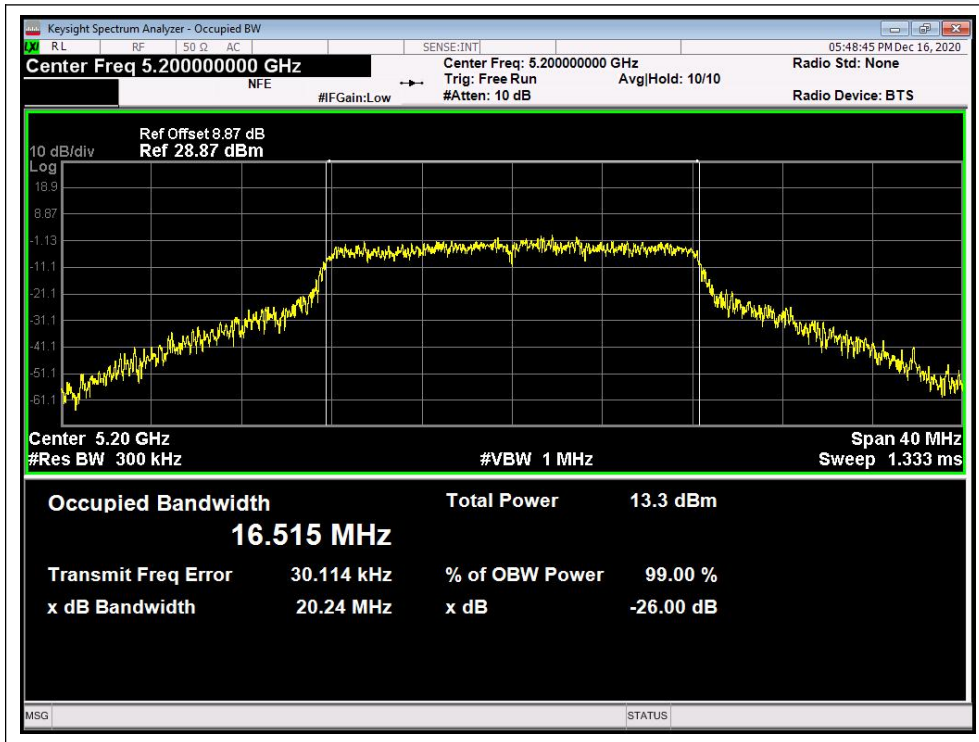
Channel	Frequency (MHz)	26 dB Bandwidth (MHz)
36	5180	21.73
40	5200	20.24
48	5240	20.54
Channel	Frequency (MHz)	6dB Bandwidth (MHz)
149	5745	16.34
157	5785	16.33
165	5825	16.34

**B. Test Plots**

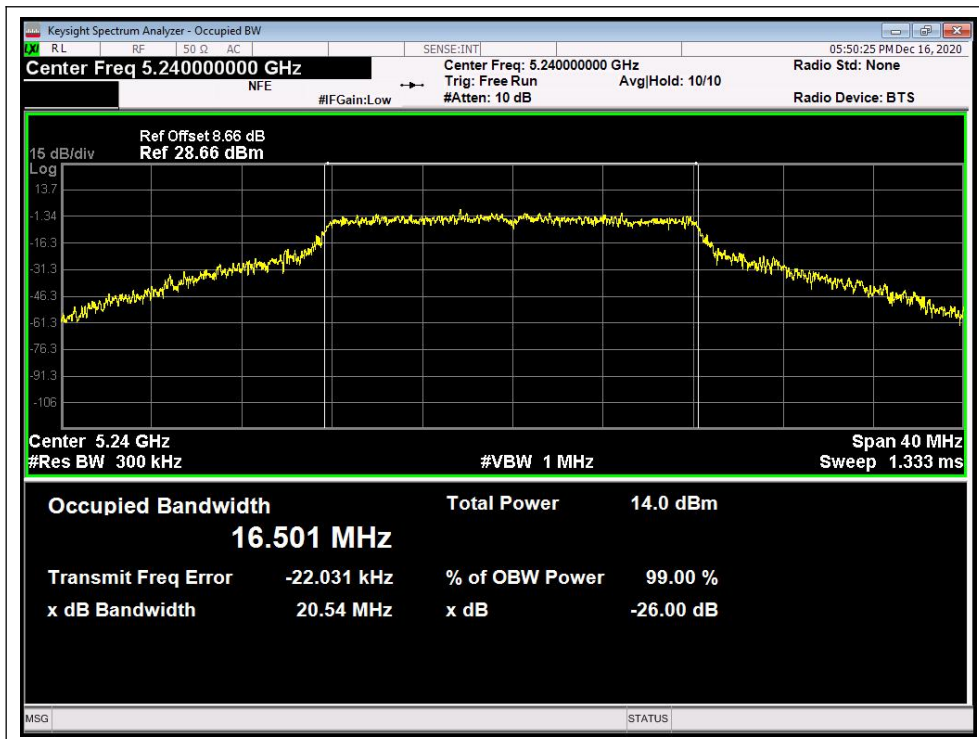


(Channel 36, 5180MHz, 802.11a)

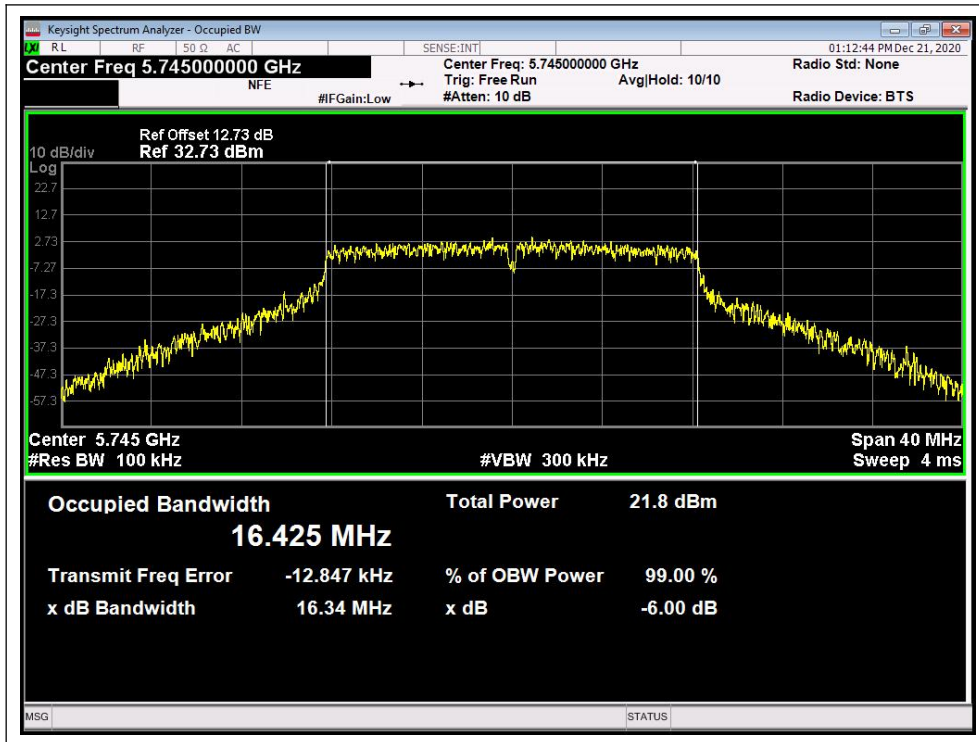




(Channel 40, 5200 MHz, 802.11a)



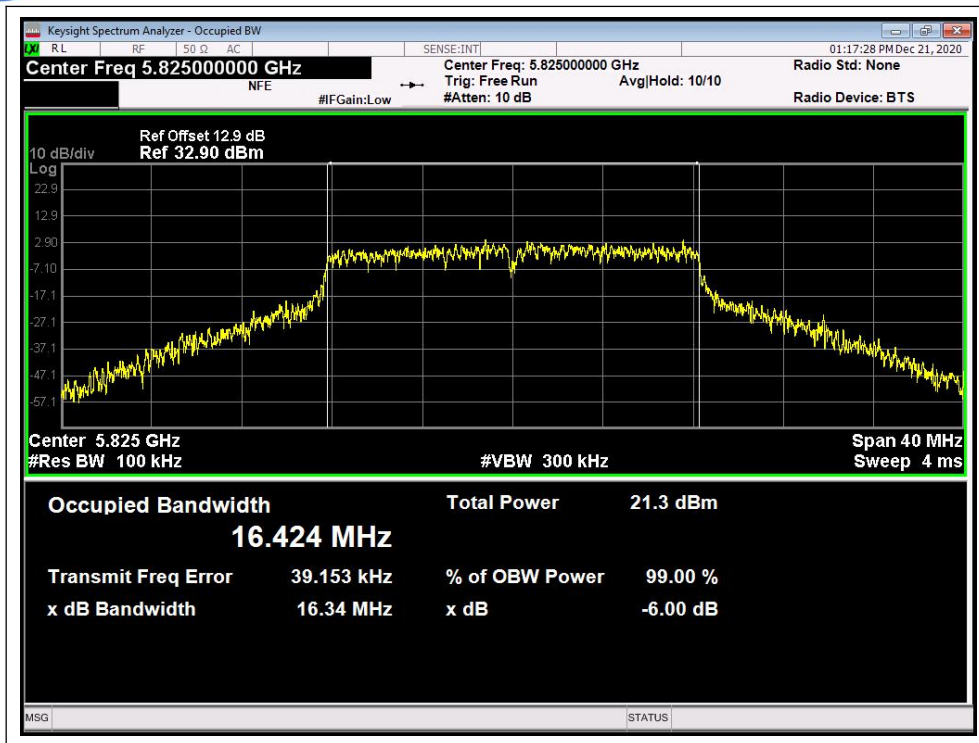
(Channel 48, 5240MHz, 802.11a)



(Channel 149, 5745MHz, 802.11a)



(Channel 157, 5785MHz, 802.11a)



(Channel 165, 5825MHz, 802.11a)

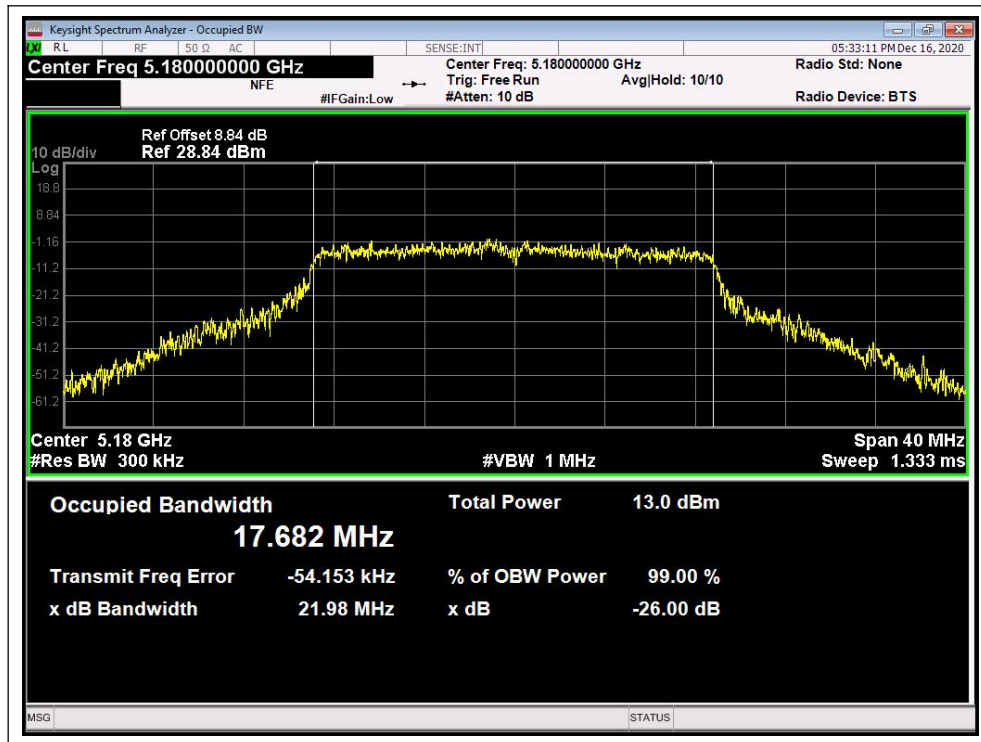


802.11n (HT20) Test mode

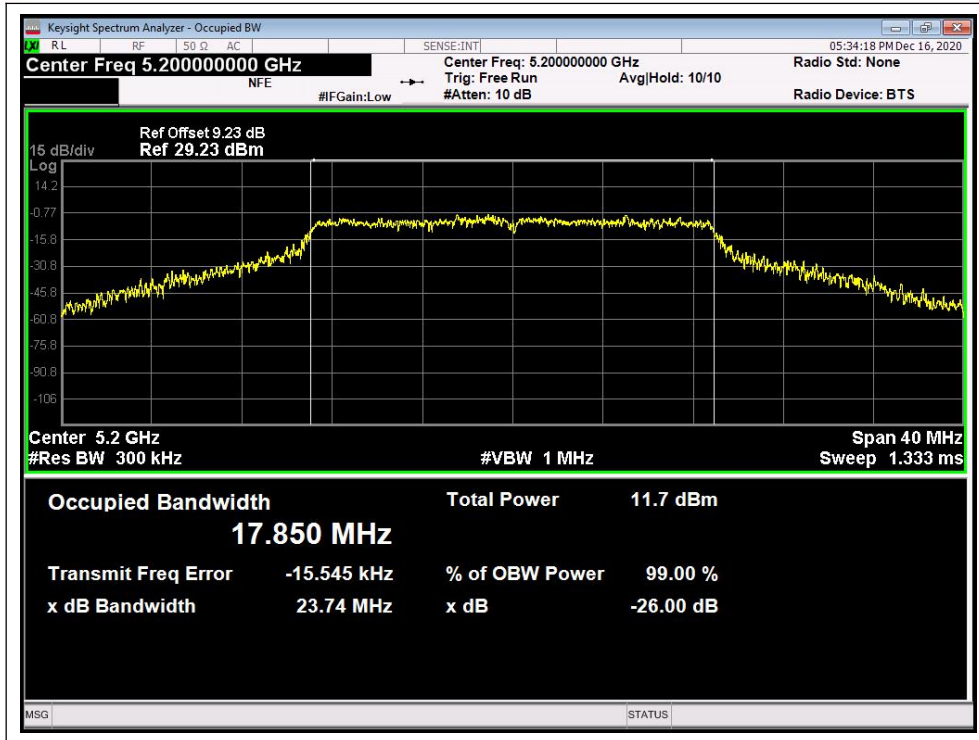
A. Test Verdict:

Channel	Frequency (MHz)	26 dB Bandwidth (MHz)
36	5180	21.98
40	5200	23.74
48	5240	21.77
Channel	Frequency (MHz)	6dB Bandwidth (MHz)
149	5745	17.60
157	5785	17.07
165	5825	17.64

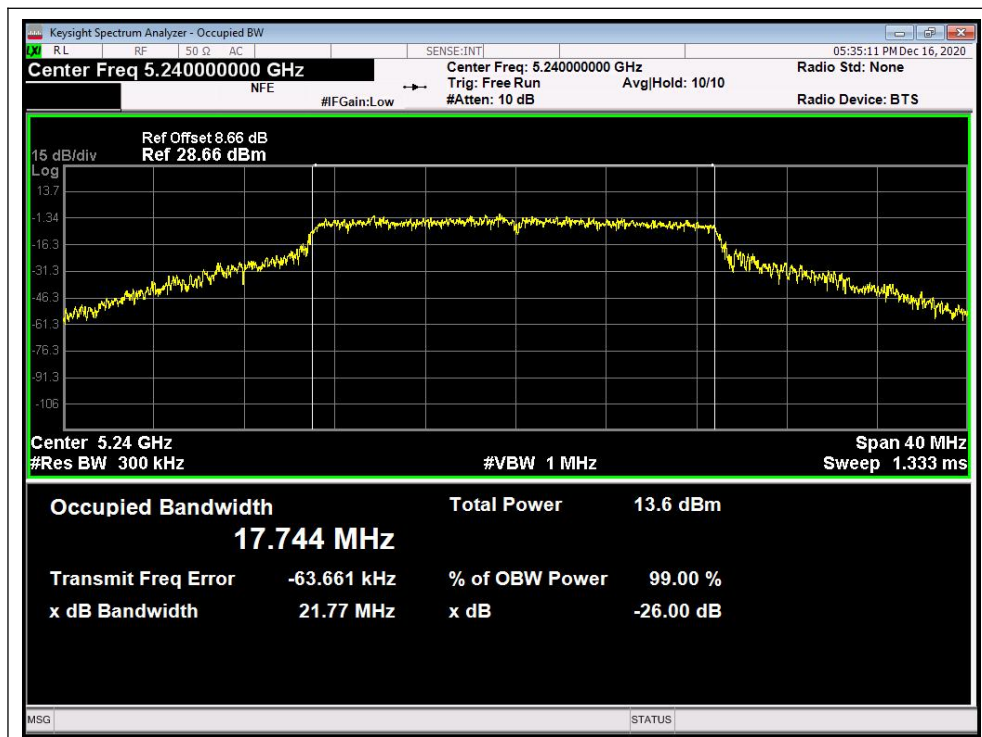
B. Test Plots



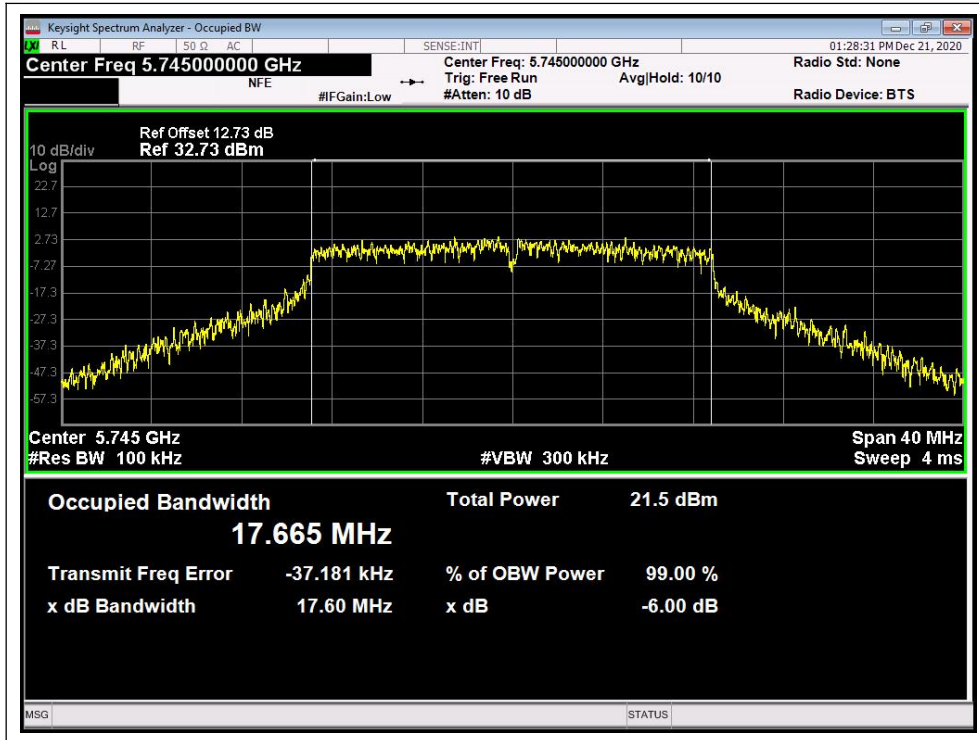
(Channel 36, 5180MHz, 802.11 n (HT20))



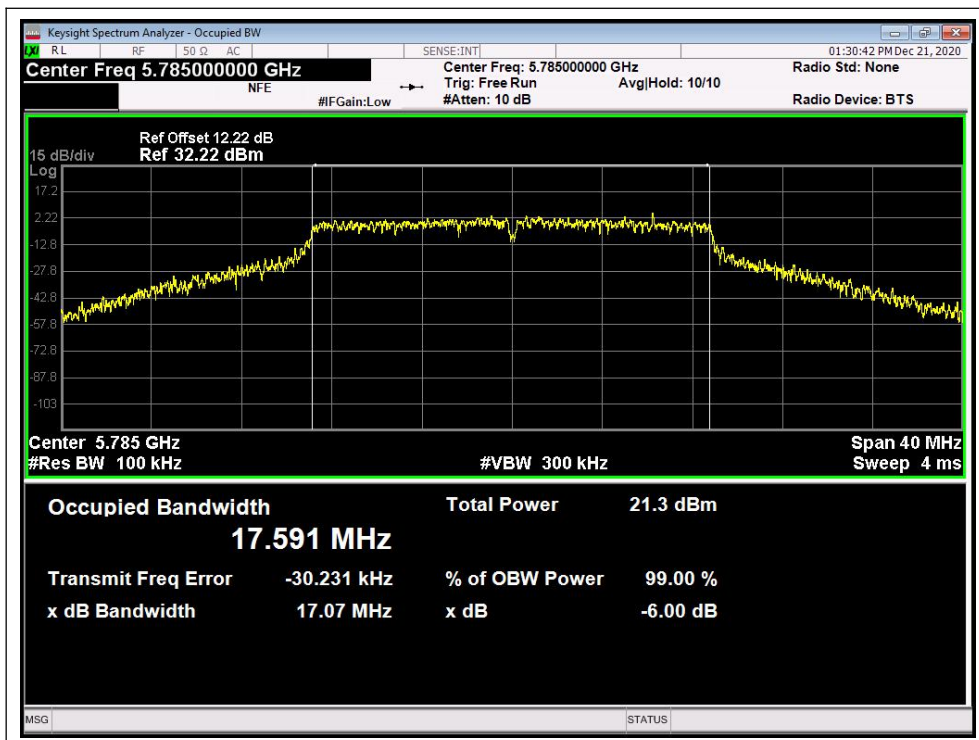
(Channel 40, 5200 MHz, 802.11 n (HT20))



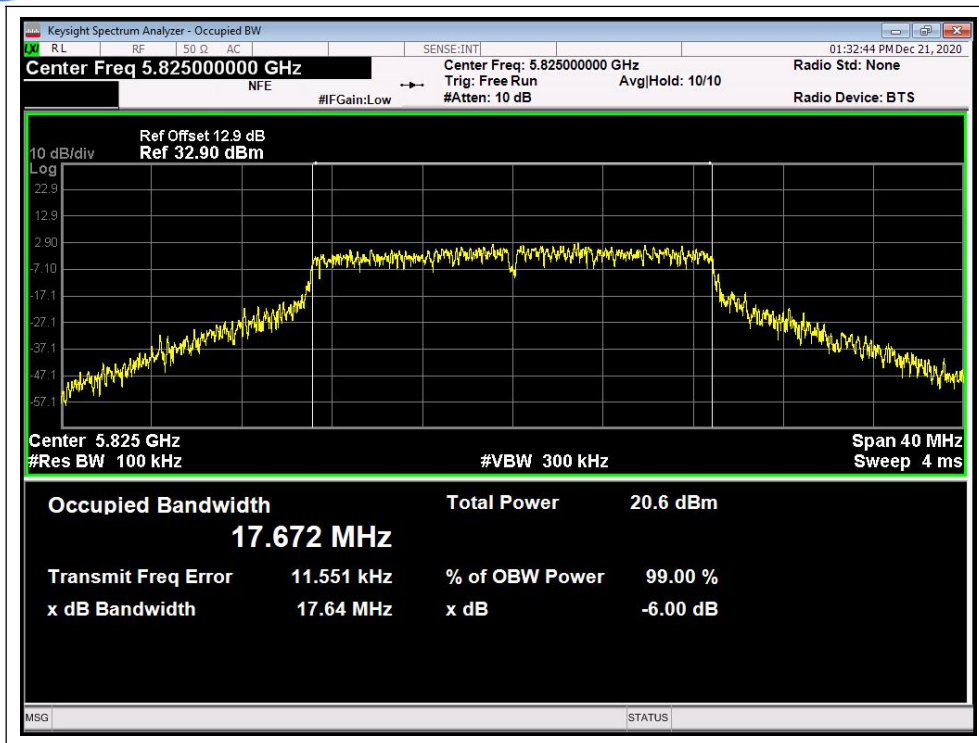
(Channel 48, 5240MHz, 802.11 n (HT20))



(Channel 149, 5745MHz, 802.11 n (HT20))



(Channel 157, 5785MHz, 802.11 n (HT20))



(Channel 165, 5825MHz, 802.11 n (HT20))

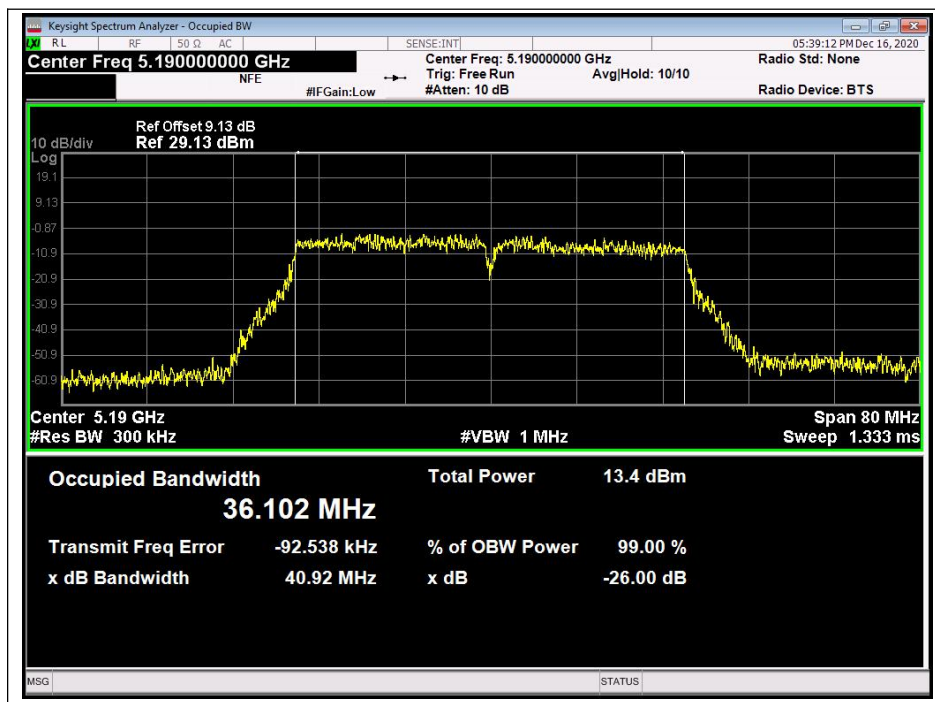


802.11n (HT40) Test mode

A. Test Verdict:

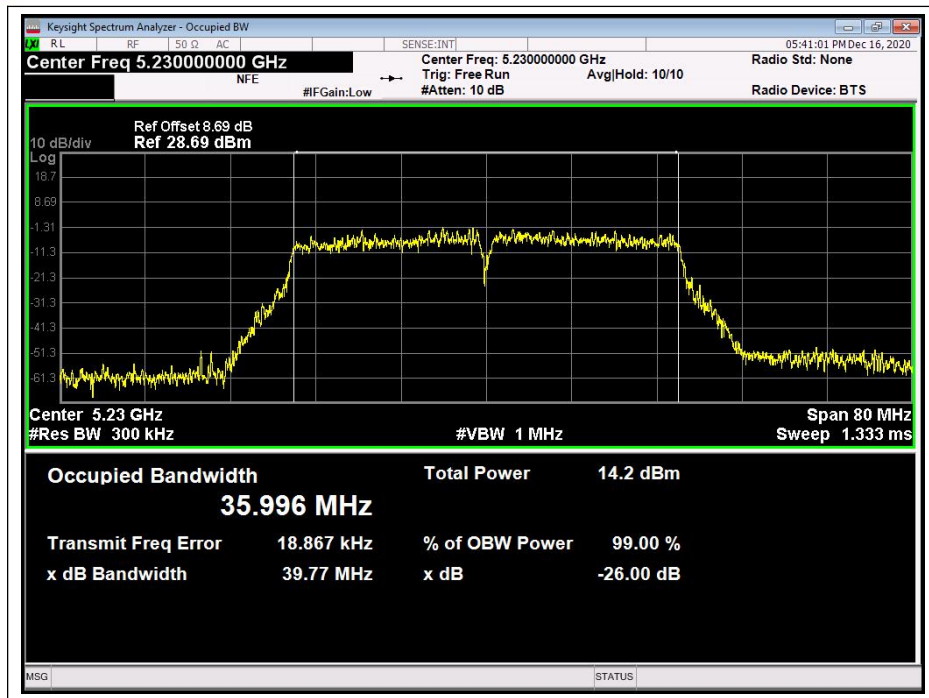
Channel	Frequency (MHz)	26 dB Bandwidth (MHz)
38	5190	40.92
46	5230	39.77
Channel	Frequency (MHz)	6dB Bandwidth (MHz)
151	5755	36.14
159	5795	35.67

B. Test Plots

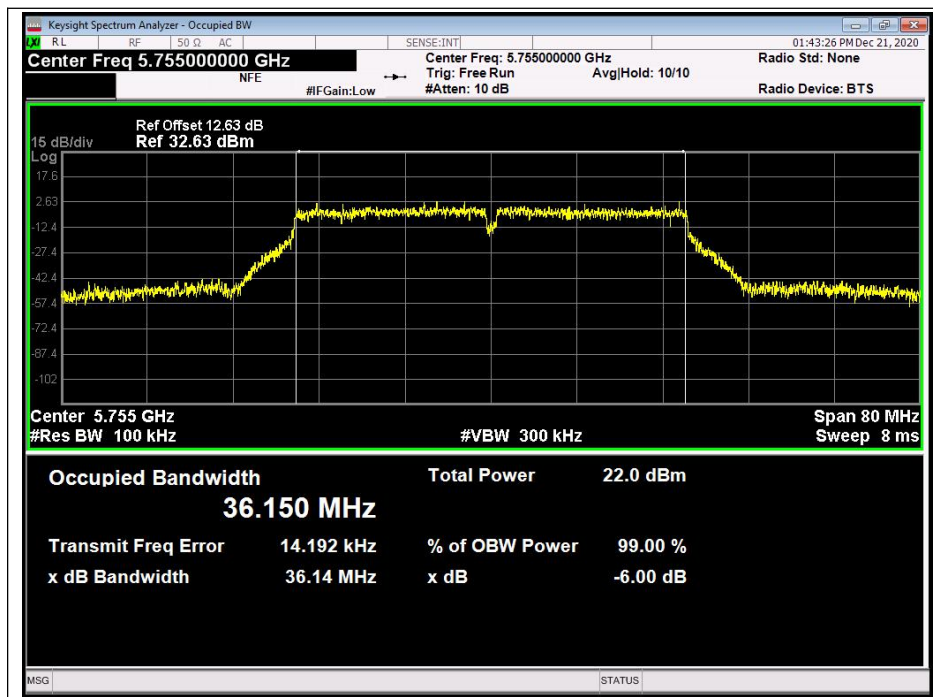


(Channel 38, 5190MHz, 802.11n (HT40))

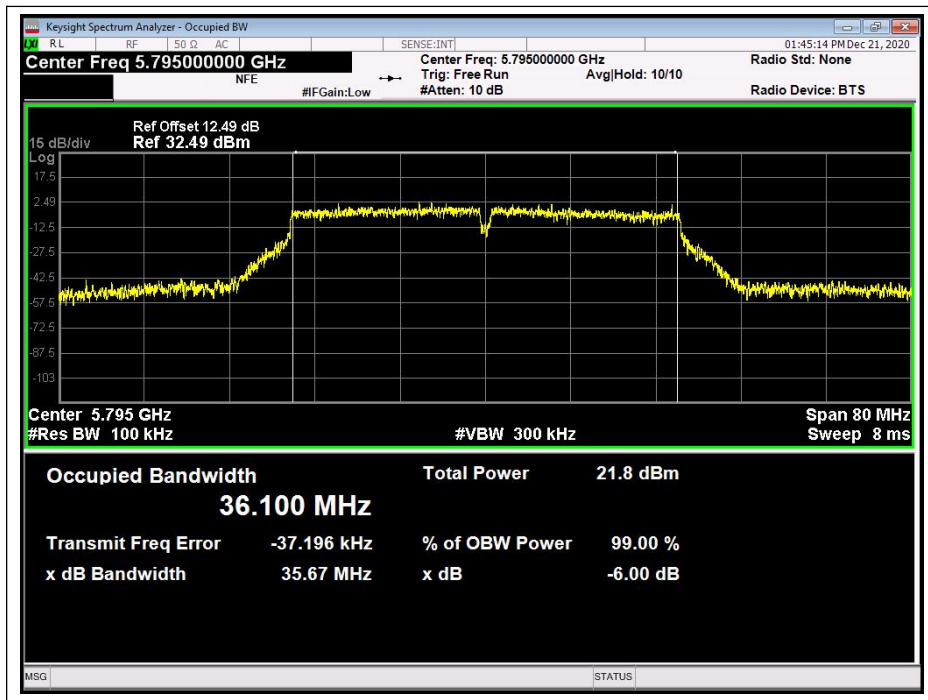




(Channel 46, 5230 MHz, 802.11n (HT40))



(Channel 151, 5755 MHz, 802.11n (HT40))



(Channel 159, 5795MHz, 802.11n (HT40))

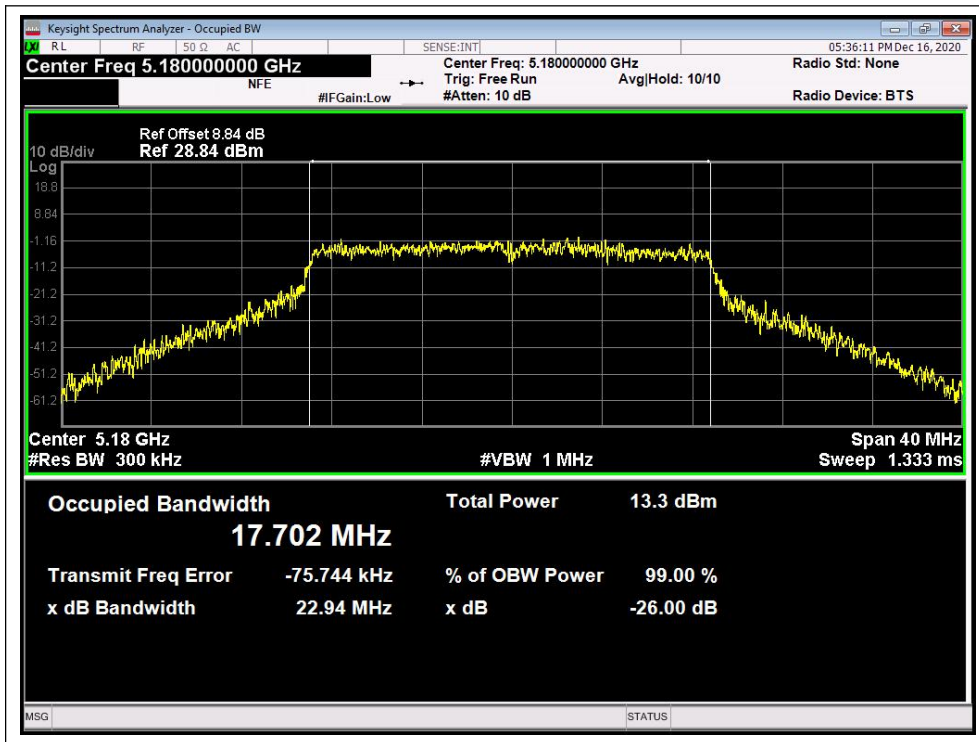


802.11ac (HT20) Test mode

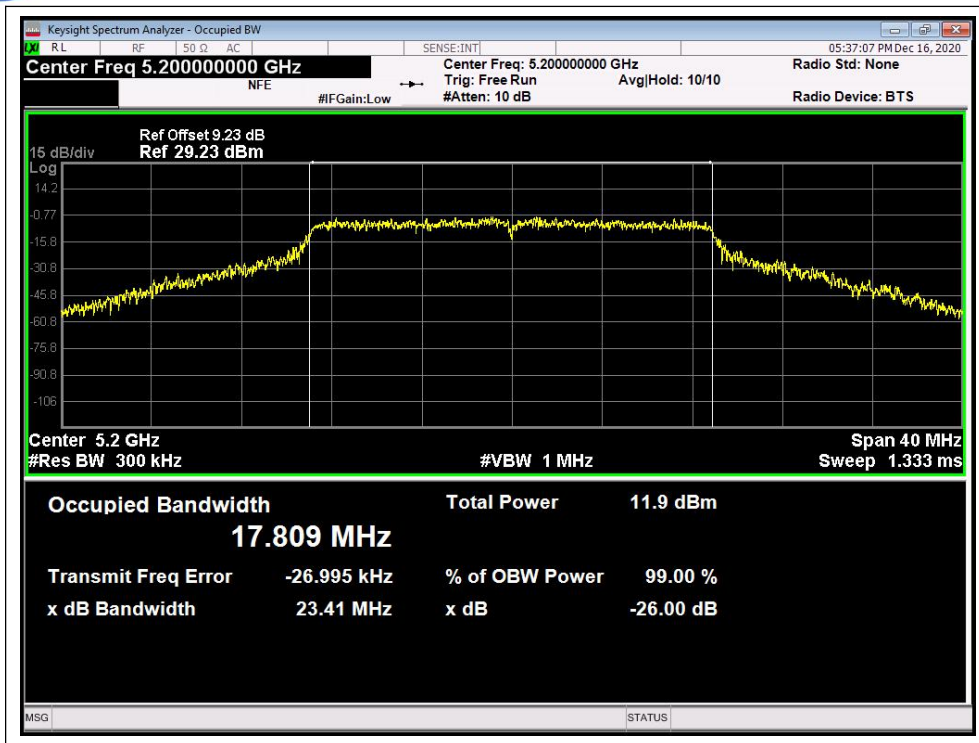
C. Test Verdict:

Channel	Frequency (MHz)	26 dB Bandwidth (MHz)
36	5180	22.94
40	5200	23.41
48	5240	23.03
Channel	Frequency (MHz)	6dB Bandwidth (MHz)
149	5745	16.55
157	5785	17.62
165	5825	17.57

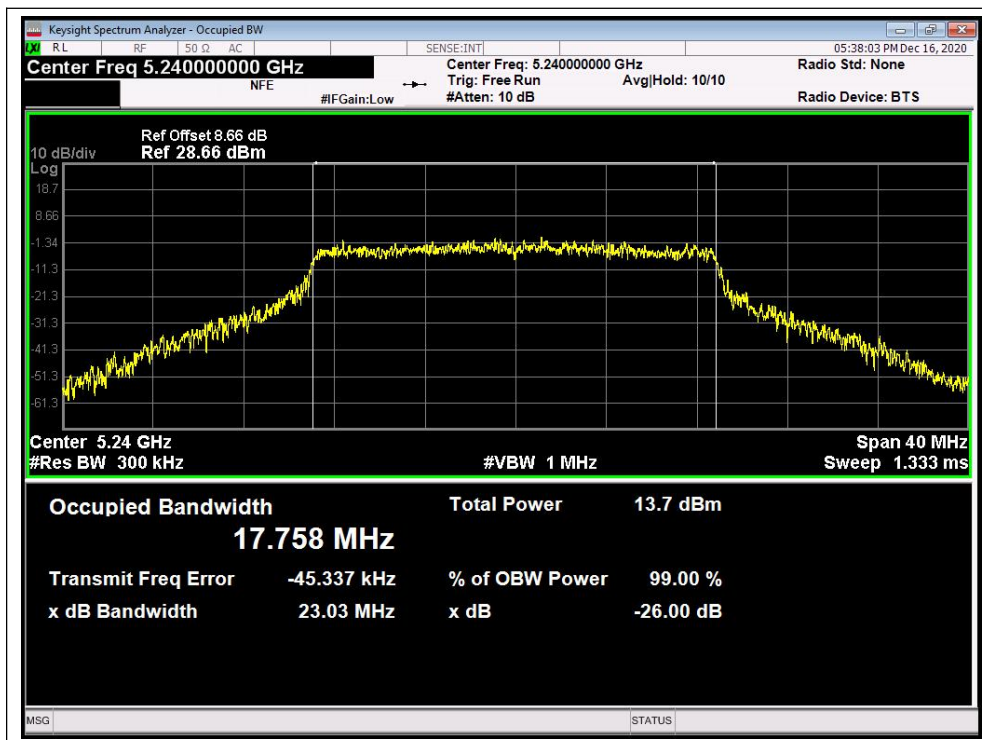
D. Test Plots



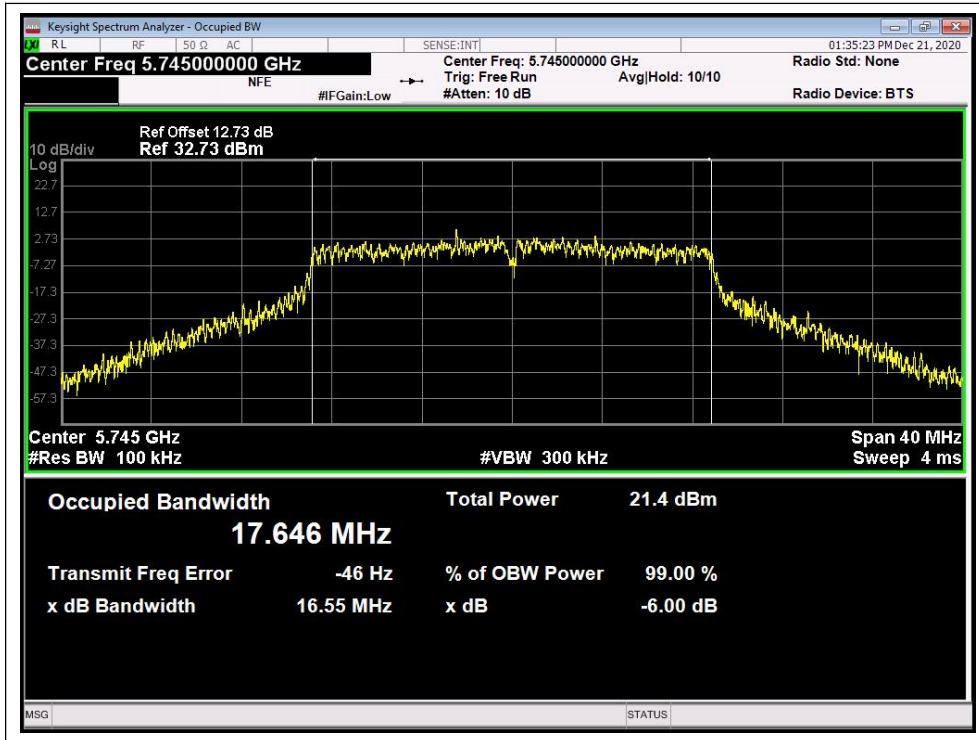
(Channel 36, 5180MHz, 802.11ac (HT20))



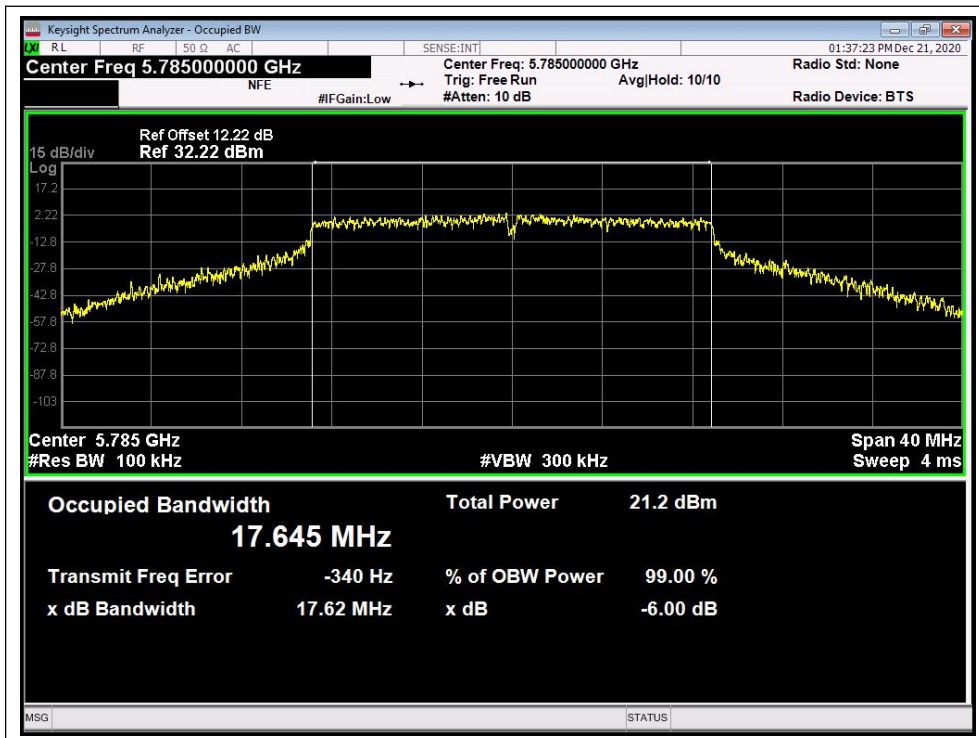
(Channel 40, 5200 MHz, 802.11ac (HT20))



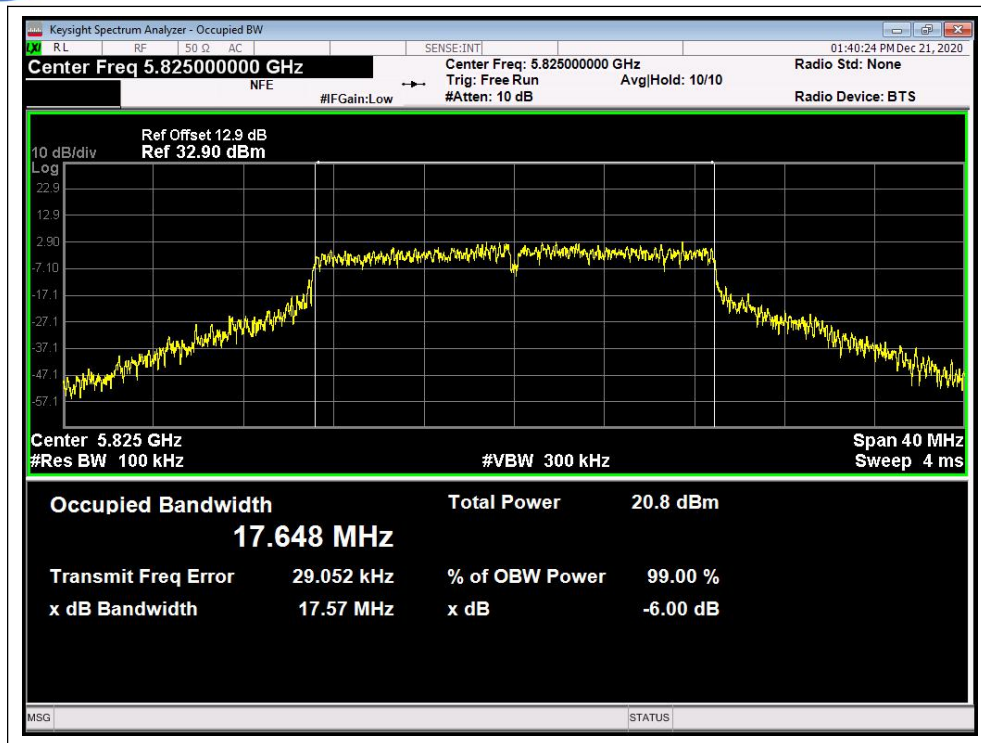
(Channel 48, 5240MHz, 802.11ac (HT20))



(Channel 149, 5745MHz, 802.11ac (HT20))



(Channel 157, 5785MHz, 802.11ac (HT20))



(Channel 165, 5825MHz, 802.11ac (HT20))

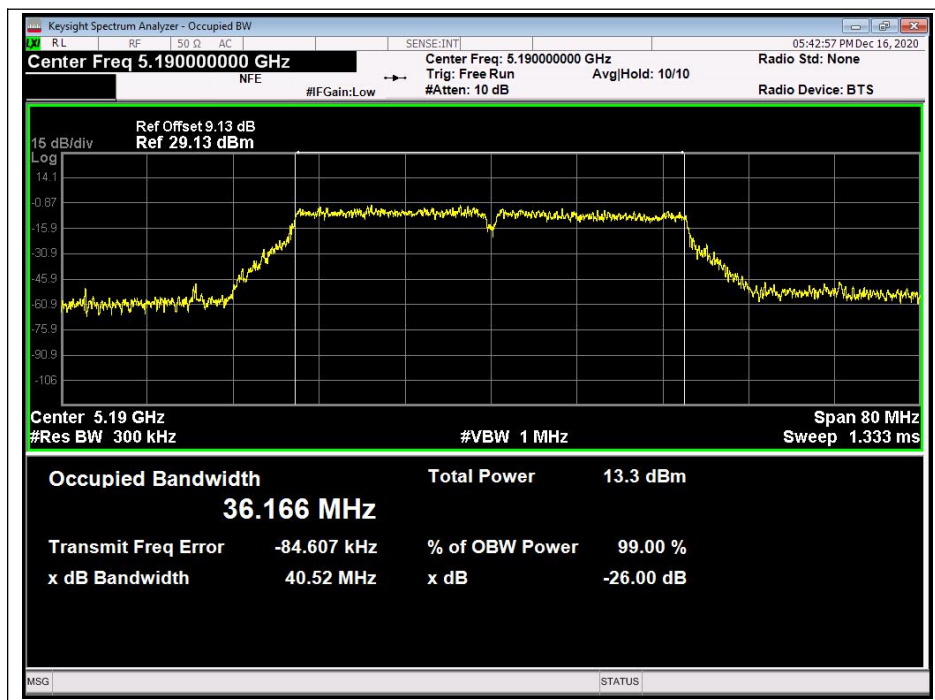


802.11ac (HT40) Test mode

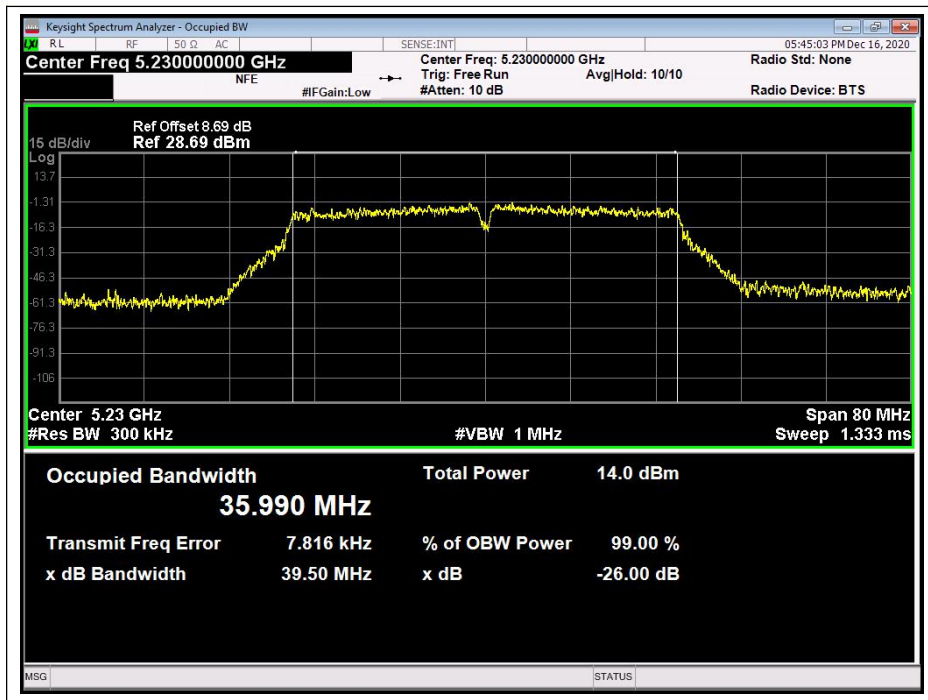
C. Test Verdict:

Channel	Frequency (MHz)	26 dB Bandwidth (MHz)
38	5190	40.52
46	5230	39.50
Channel	Frequency (MHz)	6dB Bandwidth (MHz)
151	5755	35.90
159	5795	31.96

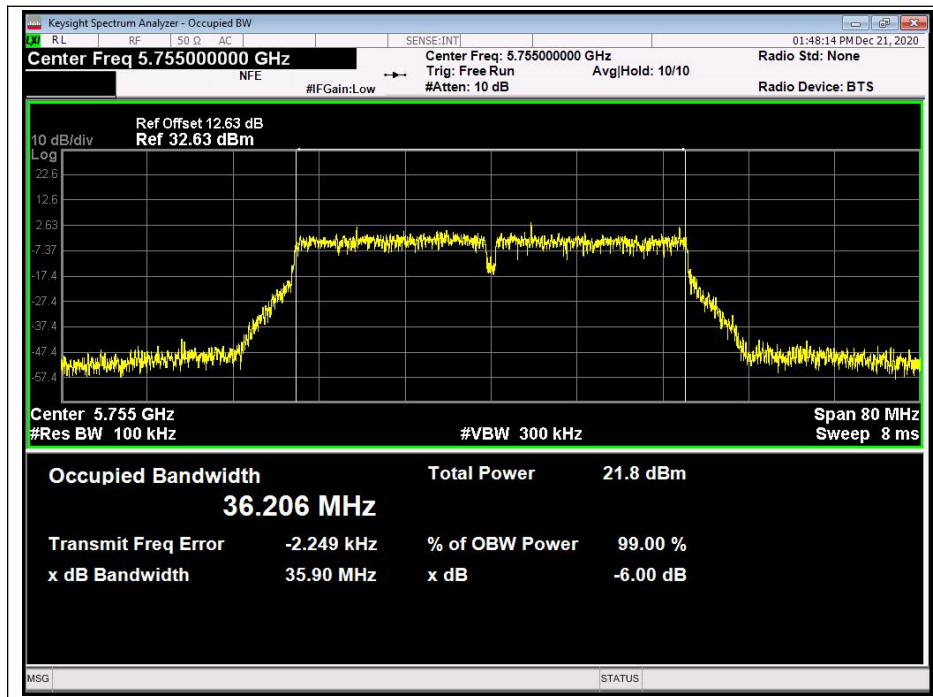
D. Test Plots



(Channel 38, 5190MHz, 802.11ac (HT40))

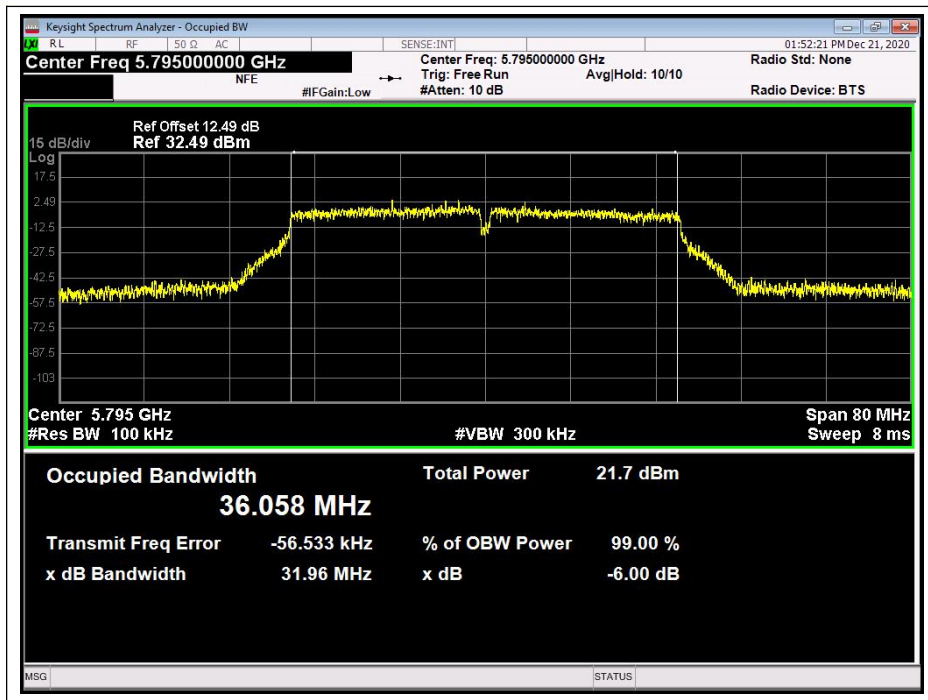


(Channel 46, 5230 MHz, 802.11ac (HT40))



(Channel 151, 5755 MHz, 802.11ac (HT40))





(Channel 159, 5795MHz, 802.11ac (HT40))

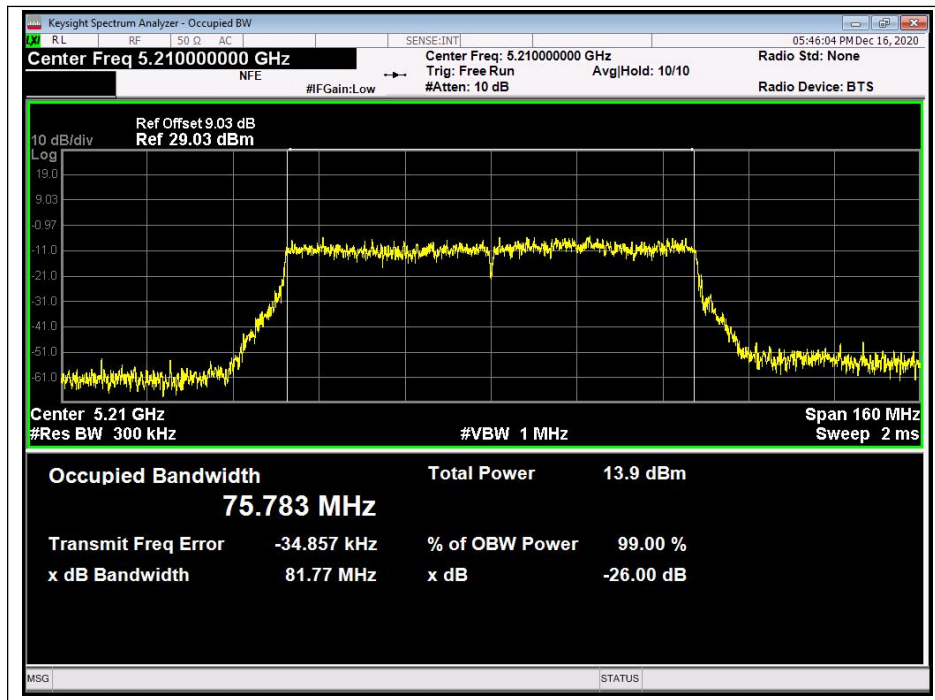


802.11ac (HT80) Test mode

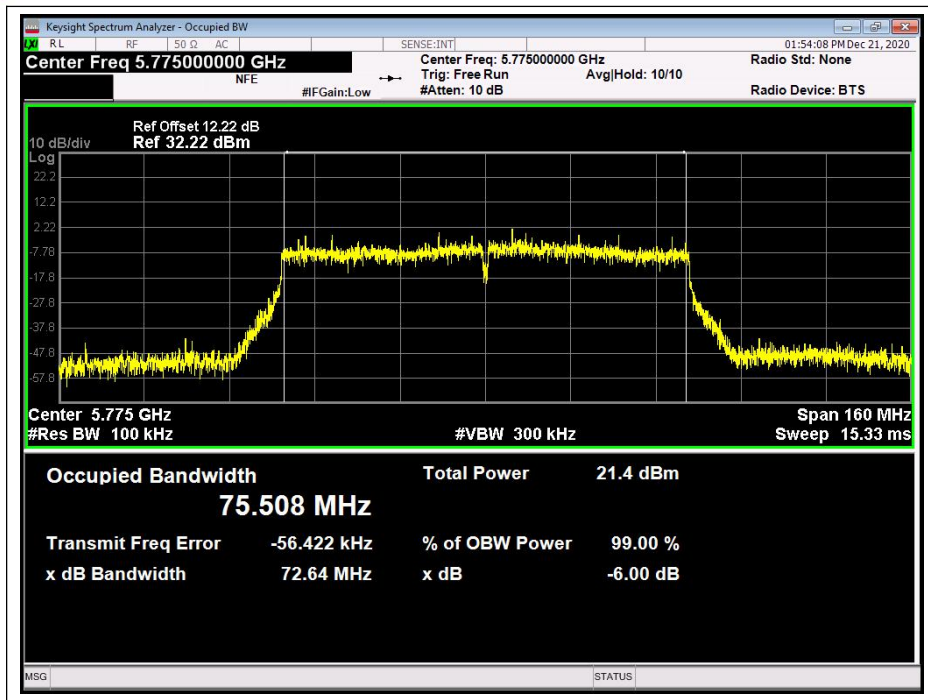
E. Test Verdict:

Channel	Frequency (MHz)	26 dB Bandwidth (MHz)
42	5210	81.77
Channel	Frequency (MHz)	6dB Bandwidth (MHz)
155	5775	72.64

F. Test Plots



(Channel 42, 5210MHz, 802.11ac (HT80))



(Channel 155, 5775 MHz, 802.11ac (HT80))

## 2.3. Maximum conducted output power

### 2.3.1. Requirement

(1) For client devices in the 5.15-5.25 GHz band, the maximum conducted output power over the frequency band of operation shall not exceed 250 mW provided the maximum antenna gain does not exceed 6 dBi.

(2) For the band 5.725-5.85 GHz, the maximum conducted output power over the frequency band of operation shall not exceed 1 W.

If transmitting antennas of directional gain greater than 6 dBi are used, the maximum conducted output power shall be reduced by the amount in dB that the directional gain of the antenna exceeds 6 dBi.

(3) According to KDB662911D01 Measure-and-sum technique, the conducted emission level (e.g., transmit power or power in specified bandwidth) is measured at each antenna port. The measured results at the various antenna ports are then summed mathematically to determine the total emission level from the device. Summing is performed in units that are directly proportional to power.

(4) According to KDB 662911 D01, the directional gain =  $G_{ANT} + 10\log(N_{ANT})$  dBi, where  $G_{ANT}$  is the antenna gain in dBi,  $N_{ANT}$  is the number of outputs.

### 2.3.2. Test Description

Section E) 3) of KDB 789033 defines a methodology using a USB Wideband Power Sensor.

#### A. Test Set:



The EUT (Equipment under the test) which is coupled to the USB Wideband Power Sensor; the RF load attached to the EUT antenna terminal is 50Ohm; the path loss as the factor is calibrated to correct the reading, all test result in USB Wideband Power Sensor.



**2.3.3. Test Result**

**Duty Cycle Factor**

Mode	Channel	Frequency (MHz)	T <sub>on</sub> (ms)	T <sub>(on+off)</sub> (ms)	Duty Cycle (%)	Duty Cycle Factor
802.11 a	36	5180	100	100	100	0
802.11 HT20	36	5180	100	100	100	0
802.11 HT40	38	5190	100	100	100	0
802.11 HT80	42	5210	100	100	100	0

**802.11a Test mode**

Channel	Frequency (MHz)	Average Output Power (dBm)	Limit		Verdict
			(dBm)	11+10*log(EBW) (dBm)	
36	5180	14.54	24	22.63	PASS
40	5200	14.27		22.54	
48	5240	14.64		22.66	
149	5745	22.13	30		
157	5785	22.09			
165	5825	21.81			

Note: Power limit is 24dBm or 11+10\*log(EBW)

**802.11n (HT20) Test mode**

Channel	Frequency (MHz)	Average Output Power (dBm)	Limit		Verdict
			(dBm)	11+10*log(EBW) (dBm)	
36	5180	13.97	24	22.45	PASS
40	5200	12.65		22.02	
48	5240	14.67		22.66	
149	5745	22.11	30		
157	5785	21.81			
165	5825	21.43			

Note: Power limit is 24dBm or 11+10\*log(EBW)



**802.11n (HT40) Test mode**

Channel	Frequency (MHz)	Average Output Power (dBm)	Limit		Verdict
			(dBm)	11+10*log(EBW) (dBm)	
38	5190	14.23	24	22.53	PASS
46	5230	14.99		22.76	
151	5755	22.32	30		PASS
159	5795	22.34			PASS

Note: Power limit is 24dBm or 11+10\*log(EBW)

**802.11ac (HT20) Test mode**

Channel	Frequency (MHz)	Average Output Power (dBm)	Limit		Verdict
			(dBm)	11+10*log(EBW) (dBm)	
36	5180	13.89	24	22.43	PASS
44	5200	12.64		22.02	
48	5240	14.53		22.62	
149	5745	22.09	30		
157	5785	21.90			
165	5825	21.50			

Note: Power limit is 24dBm or 11+10\*log(EBW)

**802.11ac (HT40) Test mode**

Channel	Frequency (MHz)	Average Output Power (dBm)	Limit		Verdict
			(dBm)	11+10*log(EBW) (dBm)	
38	5190	14.26	24	22.54	PASS
46	5230	15.04		22.77	
151	5755	22.43	30		PASS
159	5795	22.41			PASS

Note: Power limit is 24dBm or 11+10\*log(EBW)

**802.11ac (HT80) Test mode**

Channel	Frequency (MHz)	Average Output Power (dBm)	Limit		Verdict
			(dBm)	11+10*log(EBW) (dBm)	
38	5190	15.19	24	22.82	PASS
151	5755	22.03	30		PASS

Note: Power limit is 24dBm or 11+10\*log(EBW)

**Note: The duty cycle factor has been compensated into the test result**

## 2.4. Peak Power spectral density

### 2.4.1. Requirement

(1) For client devices in the 5.15-5.25 GHz band, the maximum power spectral density shall not exceed 11 dBm in any 1 megahertz band.

(2) For the band 5.725-5.85 GHz, the maximum power spectral density shall not exceed 30 dBm in any 500KHz band.

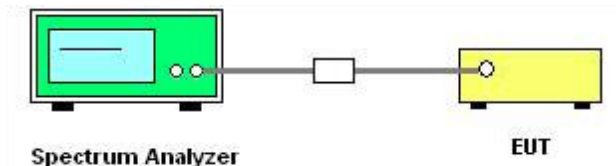
If transmitting antennas of directional gain greater than 6 dBi are used, the maximum power spectral density shall be reduced by the amount in dB that the directional gain of the antenna exceeds 6 dBi.

(3) According to KDB662911D01 Measure-and-sum technique, the conducted emission level (e.g., transmit power or power in specified bandwidth) is measured at each antenna port. The measured results at the various antenna ports are then summed mathematically to determine the total emission level from the device. Summing is performed in units that are directly proportional to power.

(4) According to KDB 662911 D01, the directional gain =  $G_{ANT} + 10\log(N_{ANT})$  dBi, where  $G_{ANT}$  is the antenna gain in dBi,  $N_{ANT}$  is the number of outputs.

### 2.4.2. Test Description

#### A. Test Set:



The EUT is coupled to the Spectrum Analyzer; the RF load attached to the EUT antenna terminal is 50Ohm; the path loss as the factor is calibrated to correct the reading.

#### B. Test Procedure

KDB 789033 Section F) Maximum Power Spectral Density (PSD) Method SA-1 was used in order to prove compliance.test procedure for Band 1 and Band 2A:

- 1) Set span to encompass the entire 26-dB emission bandwidth
- 2) Set RBW = 1 MHz. Set VBW  $\geq$  3 MHz.
- 3) Number of points in sweep  $\geq$  2 Span / RBW. Sweep time = auto.
- 4) Detector = RMS (i.e., power averaging)
- 5) Trace average at least 100 traces in power averaging (i.e., RMS) mode
- 6) Record the max value

Band 4 test procedure:For devices operating in the band 5.725–5.85 GHz, the rules specify a measurement bandwidth of 500 kHz



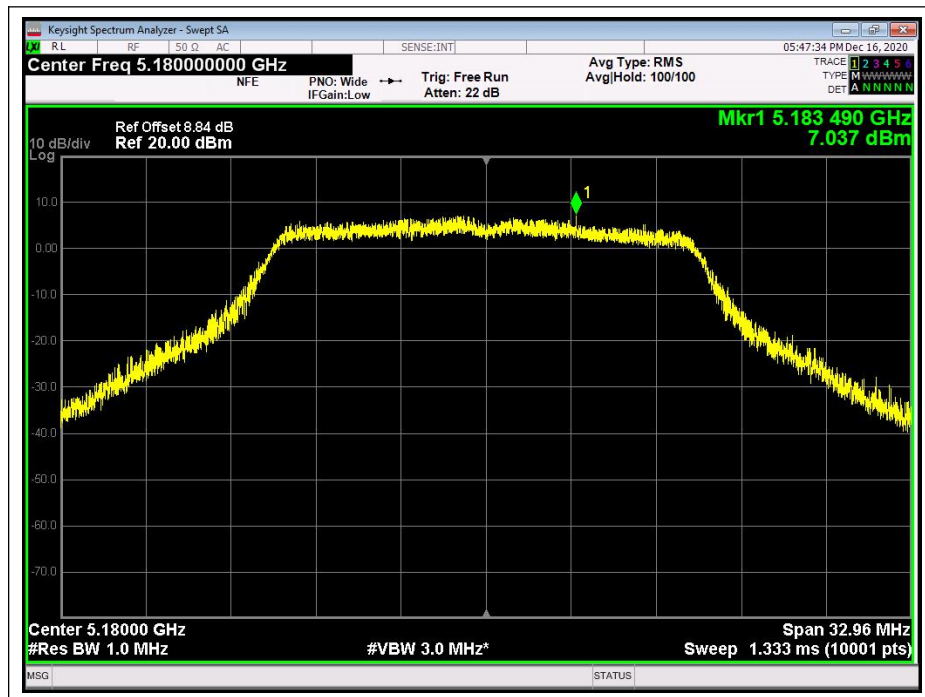
2.4.3. Test Result

802.11a Test mode

A. Test Verdict:

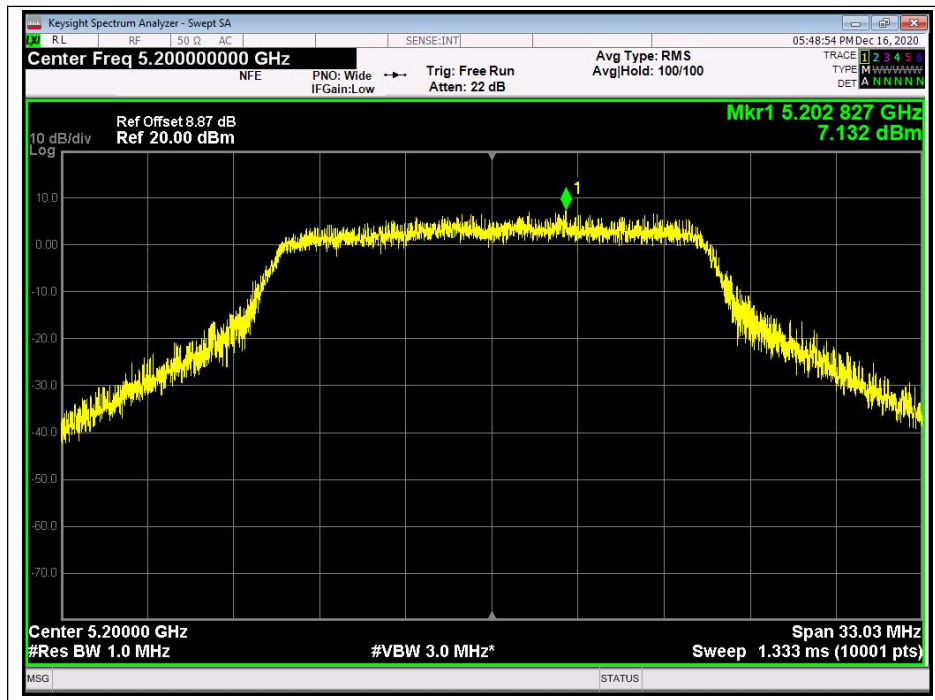
Channel	Frequency (MHz)	Measured PSD (dBm/MHz)	Limit (dBm/MHz)	Verdict
36	5180	7.037	11	PASS
40	5200	7.132		
48	5240	7.494		
Channel	Frequency (MHz)	Measured PSD (dBm/500KHz)	Limit (dBm/500KHz)	Verdict
149	5745	12.148	30	PASS
157	5785	11.803		
165	5825	11.103		

B. Test Plots

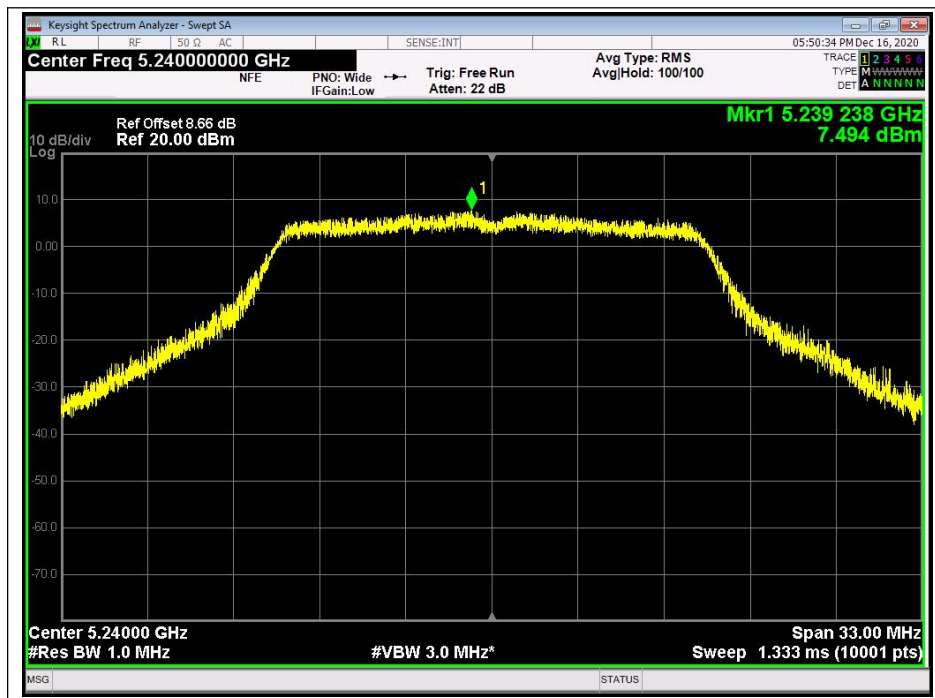


(Channel 36, 5180MHz, 802.11a,)

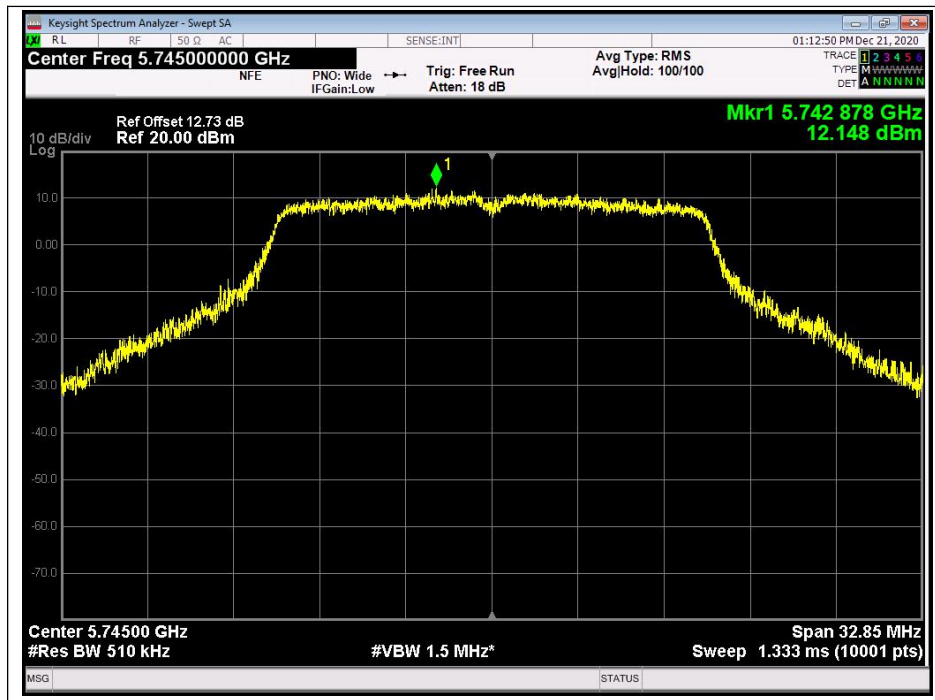




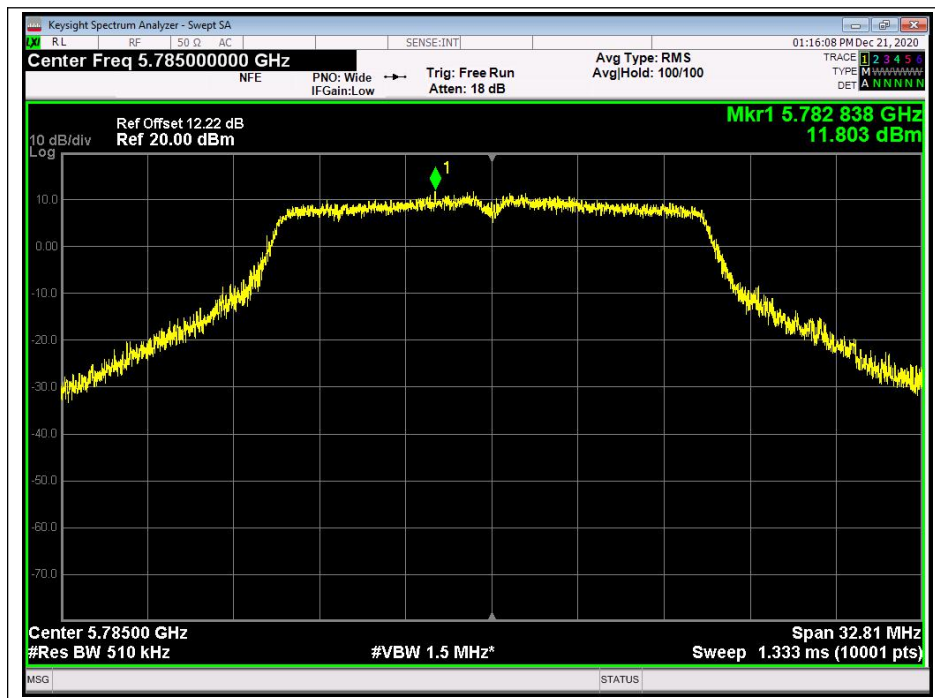
(Channel 40, 5200 MHz, 802.11a,)



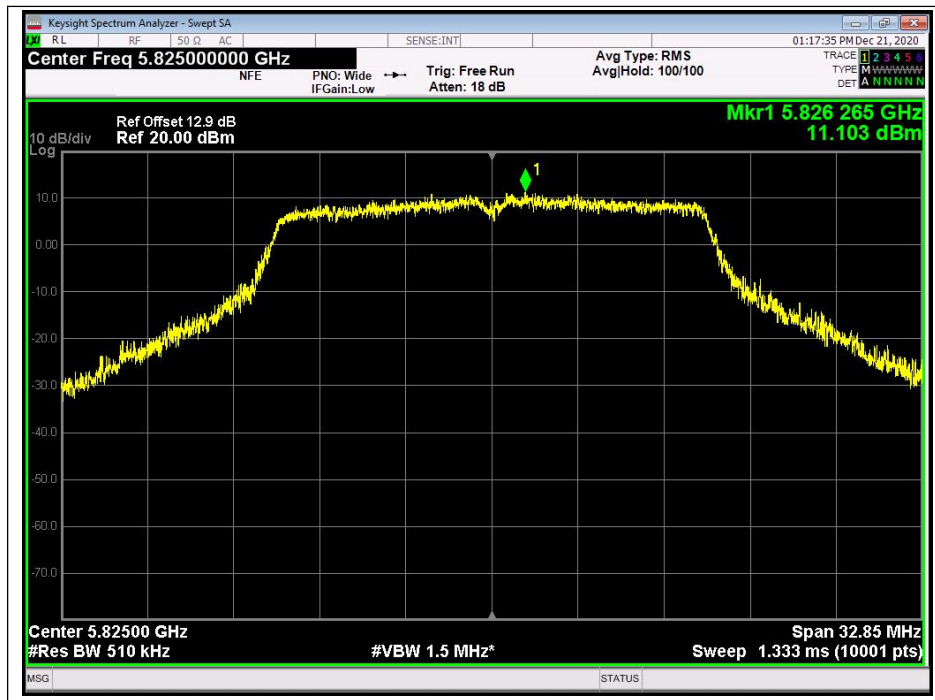
(Channel 48, 5240MHz, 802.11a,)



(Channel 149, 5745MHz, 802.11a)



(Channel 157, 5785MHz, 802.11a)



(Channel 165, 5825MHz, 802.11a)

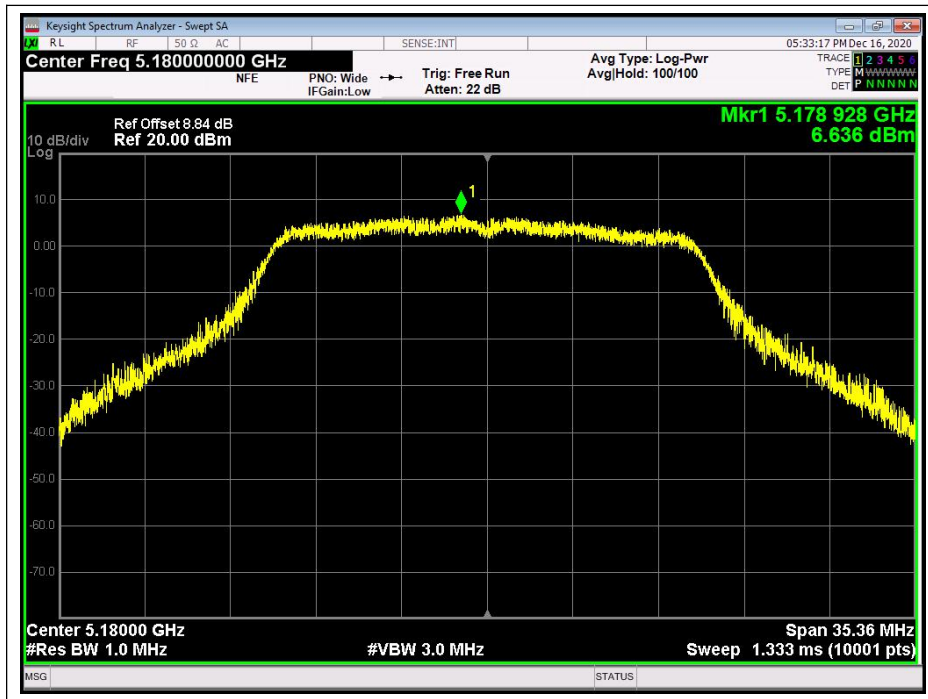
**802.11n (HT20) Test mode**

**A. Test Verdict:**

Channel	Frequency (MHz)	Measured PSD (dBm/MHz)	Limit (dBm/MHz)	Verdict
36	5180	6.636	11	PASS
40	5200	5.049		
48	5240	7.263		
Channel	Frequency (MHz)	Measured PSD (dBm/500KHz)	Limit (dBm/500KHz)	Verdict
149	5745	11.381	30	PASS
157	5785	11.490		
165	5825	11.309		



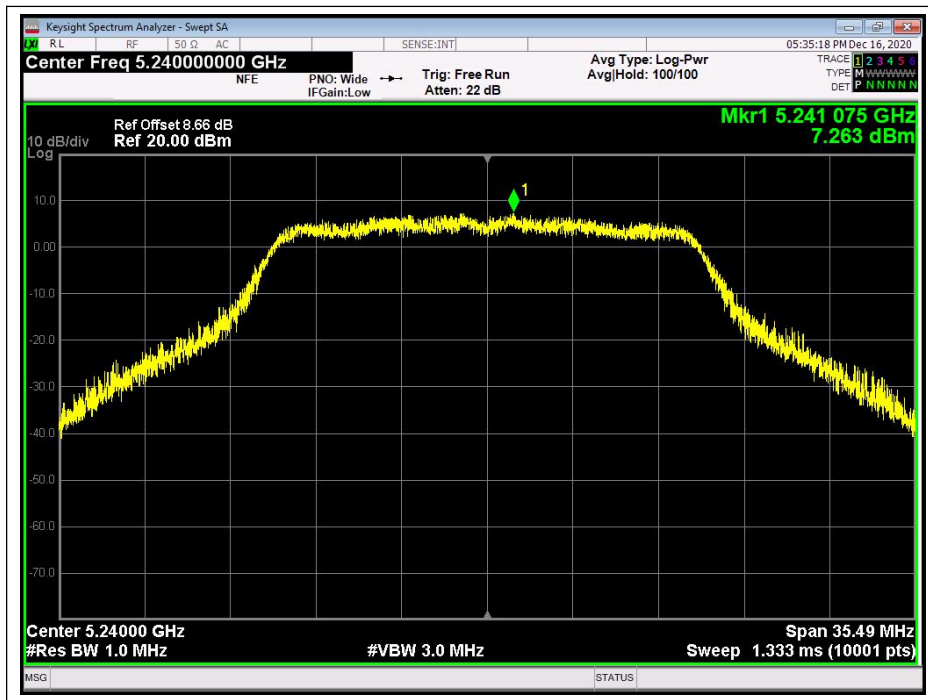
B. Test Plots



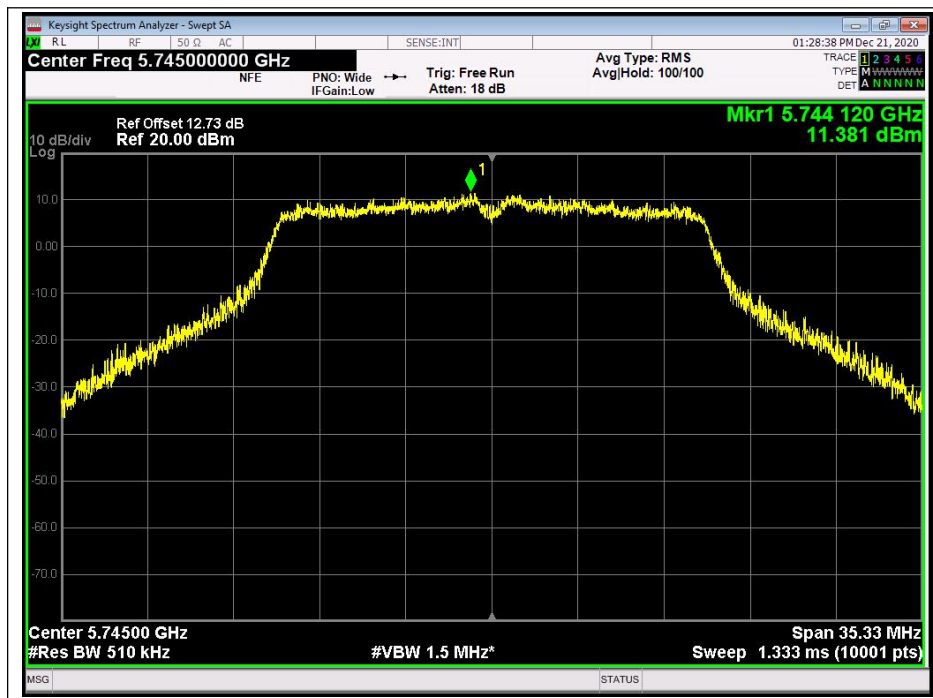
(Channel 36, 5180MHz, 802.11 n (HT20))



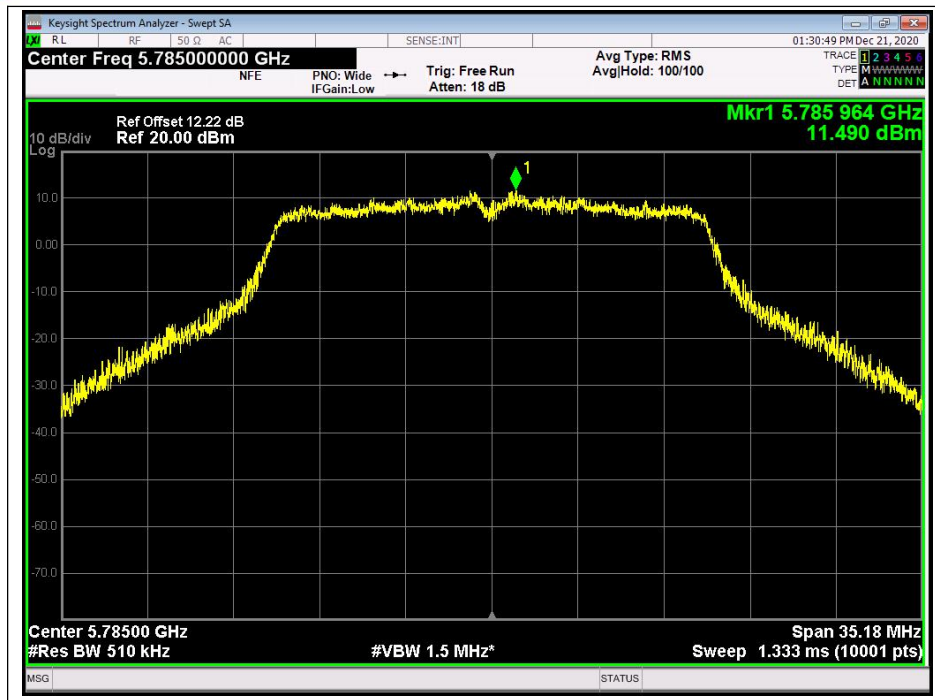
(Channel 40, 5200 MHz, 802.11 n (HT20))



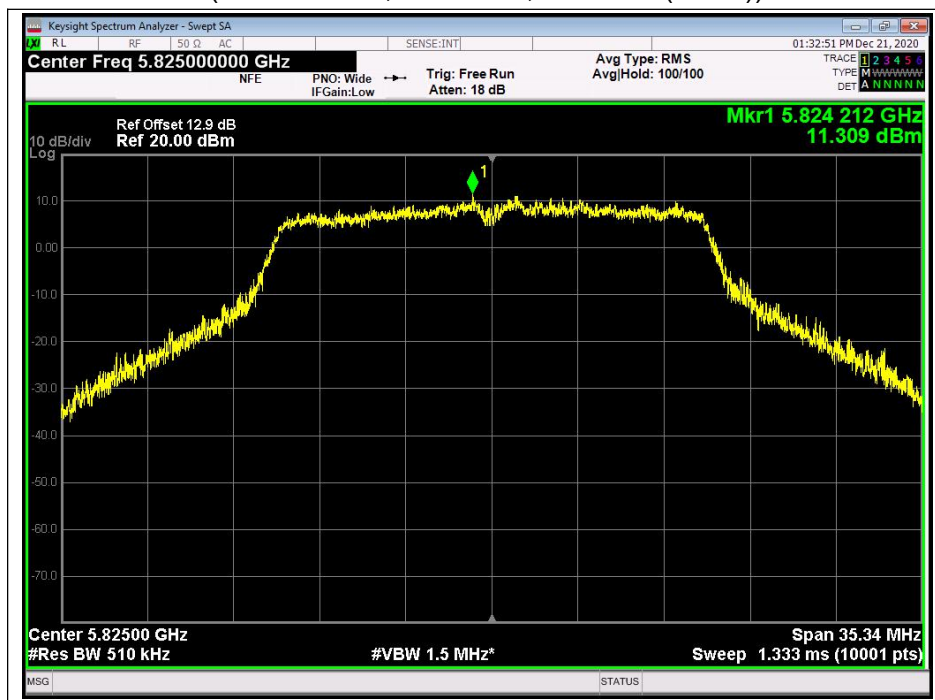
(Channel 48, 5240MHz, 802.11 n (HT20))



(Channel 149, 5745MHz, 802.11 n (HT20))



(Channel 157, 5785MHz, 802.11 n (HT20))



(Channel 165, 5825MHz, 802.11 n (HT20))

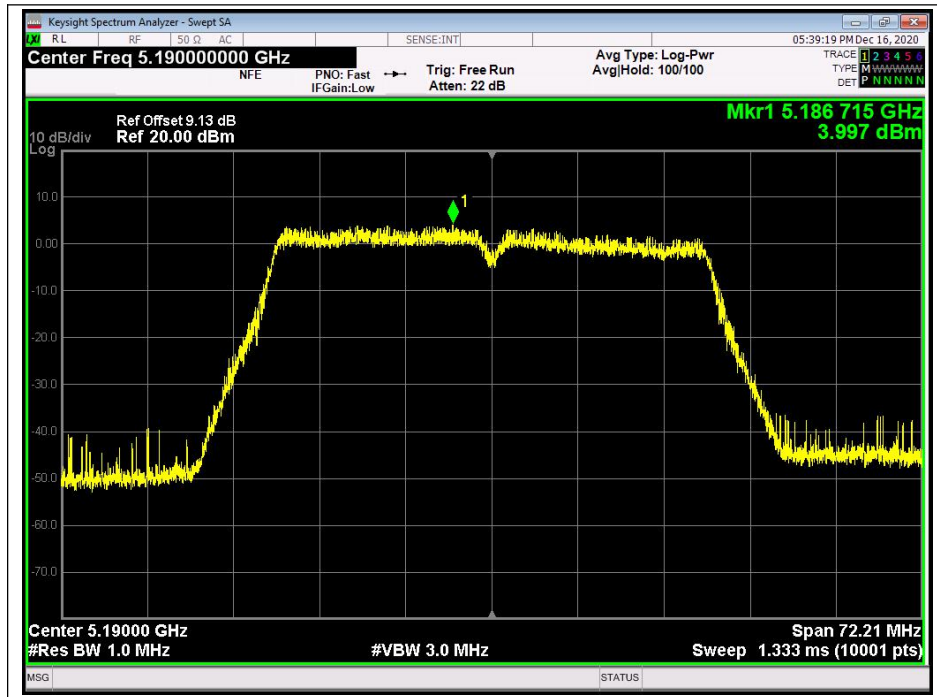


**802.11n (HT40) Test mode**

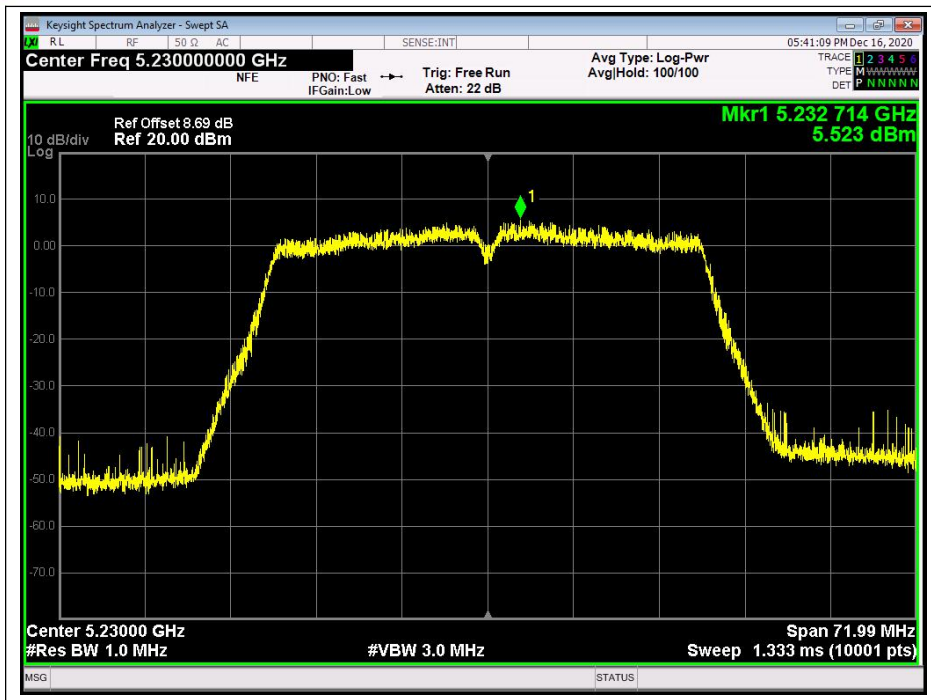
**A. Test Verdict:**

Channel	Frequency (MHz)	Measured PSD (dBm/MHz)	Limit (dBm/MHz)	Verdict
38	5190	3.997	11	PASS
46	5230	5.523		
Channel	Frequency (MHz)	Measured PSD (dBm/500KHz)	Limit (dBm/500KHz)	Verdict
151	5755	8.209	30	PASS
159	5795	8.194		

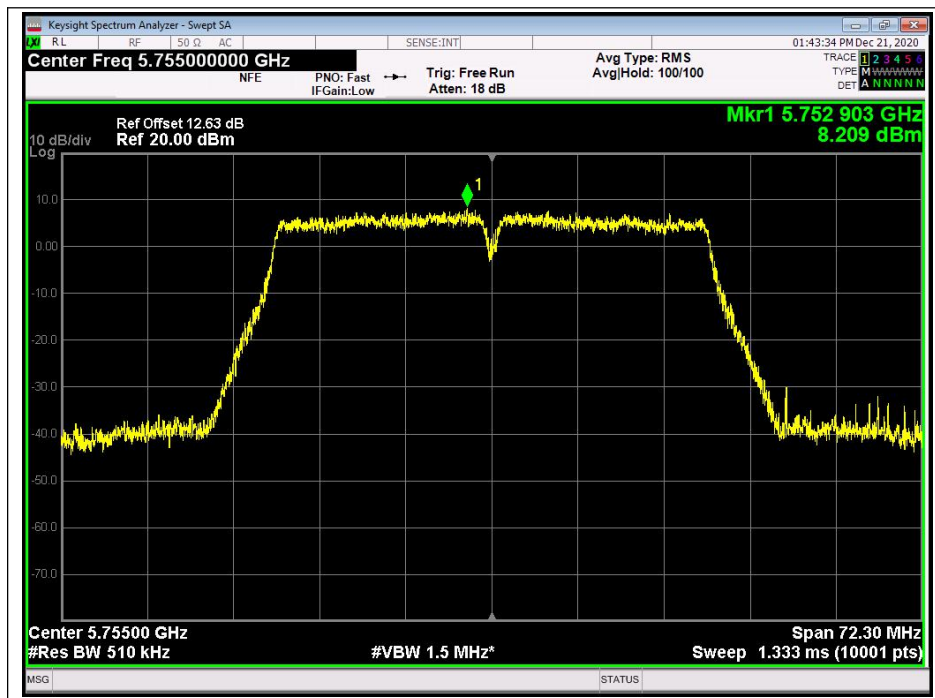
**B. Test Plots**



(Channel 38, 5190MHz, 802.11n (HT40))



(Channel 46, 5230 MHz, 802.11n (HT40))



(Channel 151, 5755 MHz, 802.11n (HT40))