

#01_HAC_E_GSM850_GSM Voice_Ch128

Communication System: GSM-FDD (TDMA, GMSK); Frequency: 824.2 MHz; Duty Cycle: 1:8.6896

Medium: Air Medium parameters used: $\sigma = 0$ S/m, $\epsilon_r = 1$; $\rho = 0$ kg/m³

Ambient Temperature : 23.4 °C

DASY5 Configuration

- Probe: ER3DV6 - SN2358; ConvF(1, 1, 1); Calibrated: 2018/1/19;
- Sensor-Surface: (Fix Surface)
- Electronics: DAE4 Sn854; Calibrated: 2017/5/2
- Phantom: HAC Test Arch with AMCC; Type: SD HAC P01 BA;
- Measurement SW: DASY52, Version 52.8 (8); SEMCAD X Version 14.6.10 (7373)

E Scan - ER3D: 15 mm from Probe Center to the Device/Hearing Aid Compatibility Test

(101x101x1): Interpolated grid: dx=0.5000 mm, dy=0.5000 mm

Device Reference Point: 0, 0, -6.3 mm

Reference Value = 38.62 V/m; Power Drift = 0.02 dB

Applied MIF = 3.63 dB

RF audio interference level = 35.86 dBV/m

Emission category: M4

MIF scaled E-field

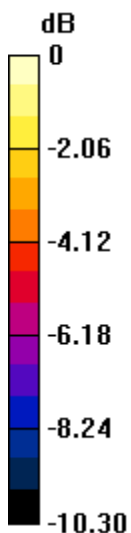
Grid 1 M4 31.48 dBV/m	Grid 2 M4 34.3 dBV/m	Grid 3 M4 34.62 dBV/m
Grid 4 M4 33.02 dBV/m	Grid 5 M4 35.3 dBV/m	Grid 6 M4 35.5 dBV/m
Grid 7 M4 34.35 dBV/m	Grid 8 M4 35.84 dBV/m	Grid 9 M4 35.86 dBV/m

Cursor:

Total = 35.86 dBV/m

E Category: M4

Location: -10.5, 23.5, 8.7 mm



0 dB = 62.08 V/m = 35.86 dBV/m

#02_HAC_E_GSM850_GSM Voice_Ch189

Communication System: GSM-FDD (TDMA, GMSK); Frequency: 836.4 MHz; Duty Cycle: 1:8.6896

Medium: Air Medium parameters used: $\sigma = 0$ S/m, $\epsilon_r = 1$; $\rho = 0$ kg/m³

Ambient Temperature : 23.4 °C

DASY5 Configuration

- Probe: ER3DV6 - SN2358; ConvF(1, 1, 1); Calibrated: 2018/1/19;
- Sensor-Surface: (Fix Surface)
- Electronics: DAE4 Sn854; Calibrated: 2017/5/2
- Phantom: HAC Test Arch with AMCC; Type: SD HAC P01 BA;
- Measurement SW: DASY52, Version 52.8 (8); SEMCAD X Version 14.6.10 (7373)

E Scan - ER3D: 15 mm from Probe Center to the Device/Hearing Aid Compatibility Test

(101x101x1): Interpolated grid: dx=0.5000 mm, dy=0.5000 mm

Device Reference Point: 0, 0, -6.3 mm

Reference Value = 33.73 V/m; Power Drift = -0.00 dB

Applied MIF = 3.63 dB

RF audio interference level = 35.28 dBV/m

Emission category: M4

MIF scaled E-field


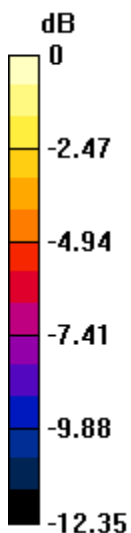
Grid 1 M4 29.83 dBV/m	Grid 2 M4 32.97 dBV/m	Grid 3 M4 33.37 dBV/m
Grid 4 M4 32.18 dBV/m	Grid 5 M4 34.37 dBV/m	Grid 6 M4 34.55 dBV/m
Grid 7 M4 34.06 dBV/m	Grid 8 M4 35.28 dBV/m	Grid 9 M4 35.28 dBV/m

Cursor:

Total = 35.28 dBV/m

E Category: M4

Location: -9, 25, 8.7 mm



0 dB = 58.09 V/m = 35.28 dBV/m

#03_HAC_E_GSM850_GSM Voice_Ch251

Communication System: GSM-FDD (TDMA, GMSK); Frequency: 848.8 MHz; Duty Cycle: 1:8.6896

Medium: Air Medium parameters used: $\sigma = 0$ S/m, $\epsilon_r = 1$; $\rho = 0$ kg/m³

Ambient Temperature : 23.4 °C

DASY5 Configuration

- Probe: ER3DV6 - SN2358; ConvF(1, 1, 1); Calibrated: 2018/1/19;
- Sensor-Surface: (Fix Surface)
- Electronics: DAE4 Sn854; Calibrated: 2017/5/2
- Phantom: HAC Test Arch with AMCC; Type: SD HAC P01 BA;
- Measurement SW: DASY52, Version 52.8 (8); SEMCAD X Version 14.6.10 (7373)

E Scan - ER3D: 15 mm from Probe Center to the Device/Hearing Aid Compatibility Test

(101x101x1): Interpolated grid: dx=0.5000 mm, dy=0.5000 mm

Device Reference Point: 0, 0, -6.3 mm

Reference Value = 29.76 V/m; Power Drift = 0.14 dB

Applied MIF = 3.63 dB

RF audio interference level = 34.91 dBV/m

Emission category: M4

MIF scaled E-field


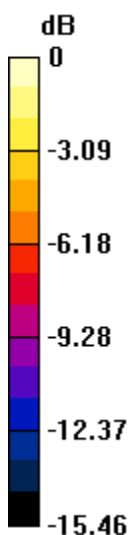
Grid 1 M4 27.75 dBV/m	Grid 2 M4 32.43 dBV/m	Grid 3 M4 33.22 dBV/m
Grid 4 M4 30.67 dBV/m	Grid 5 M4 33.91 dBV/m	Grid 6 M4 34.36 dBV/m
Grid 7 M4 32.73 dBV/m	Grid 8 M4 34.83 dBV/m	Grid 9 M4 34.91 dBV/m

Cursor:

Total = 34.91 dBV/m

E Category: M4

Location: -12, 25, 8.7 mm



0 dB = 55.65 V/m = 34.91 dBV/m

#04_HAC_E_GSM1900_GSM Voice_Ch512

Communication System: GSM-FDD (TDMA, GMSK); Frequency: 1850.2 MHz; Duty Cycle: 1:8.6896

Medium: Air Medium parameters used: $\sigma = 0$ S/m, $\epsilon_r = 1$; $\rho = 0$ kg/m³

Ambient Temperature : 23.4 °C

DASY5 Configuration

- Probe: ER3DV6 - SN2358; ConvF(1, 1, 1); Calibrated: 2018/1/19;
- Sensor-Surface: (Fix Surface)
- Electronics: DAE4 Sn854; Calibrated: 2017/5/2
- Phantom: HAC Test Arch with AMCC; Type: SD HAC P01 BA;
- Measurement SW: DASY52, Version 52.8 (8); SEMCAD X Version 14.6.10 (7373)

E Scan - ER3D: 15 mm from Probe Center to the Device/Hearing Aid Compatibility Test

(101x101x1): Interpolated grid: dx=0.5000 mm, dy=0.5000 mm

Device Reference Point: 0, 0, -6.3 mm

Reference Value = 33.49 V/m; Power Drift = -0.01 dB

Applied MIF = 3.63 dB

RF audio interference level = 34.12 dBV/m

Emission category: M3

MIF scaled E-field


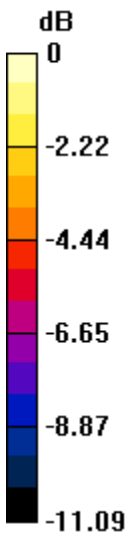
Grid 1 M3 34.12 dBV/m	Grid 2 M3 30.71 dBV/m	Grid 3 M3 30.36 dBV/m
Grid 4 M4 28.96 dBV/m	Grid 5 M3 31.62 dBV/m	Grid 6 M3 31.27 dBV/m
Grid 7 M4 28.79 dBV/m	Grid 8 M3 31.77 dBV/m	Grid 9 M3 31.81 dBV/m

Cursor:

Total = 34.12 dBV/m

E Category: M3

Location: 25, -25, 8.7 mm



0 dB = 50.80 V/m = 34.12 dBV/m

#05_HAC_E_GSM1900_GSM Voice_Ch661

Communication System: GSM-FDD (TDMA, GMSK); Frequency: 1880 MHz; Duty Cycle: 1:8.6896

Medium: Air Medium parameters used: $\sigma = 0$ S/m, $\epsilon_r = 1$; $\rho = 0$ kg/m³

Ambient Temperature : 23.4 °C

DASY5 Configuration

- Probe: ER3DV6 - SN2358; ConvF(1, 1, 1); Calibrated: 2018/1/19;
- Sensor-Surface: (Fix Surface)
- Electronics: DAE4 Sn854; Calibrated: 2017/5/2
- Phantom: HAC Test Arch with AMCC; Type: SD HAC P01 BA;
- Measurement SW: DASY52, Version 52.8 (8); SEMCAD X Version 14.6.10 (7373)

E Scan - ER3D: 15 mm from Probe Center to the Device/Hearing Aid Compatibility Test

(101x101x1): Interpolated grid: dx=0.5000 mm, dy=0.5000 mm

Device Reference Point: 0, 0, -6.3 mm

Reference Value = 23.24 V/m; Power Drift = -0.03 dB

Applied MIF = 3.63 dB

RF audio interference level = 31.15 dBV/m

Emission category: M3

MIF scaled E-field


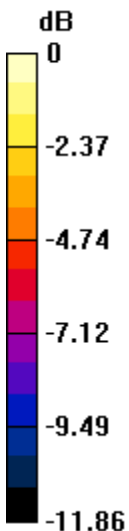
Grid 1 M3 30.52 dBV/m	Grid 2 M3 30.98 dBV/m	Grid 3 M3 30.98 dBV/m
Grid 4 M4 26.34 dBV/m	Grid 5 M4 29.85 dBV/m	Grid 6 M4 29.89 dBV/m
Grid 7 M4 26.75 dBV/m	Grid 8 M3 30.99 dBV/m	Grid 9 M3 31.15 dBV/m

Cursor:

Total = 31.15 dBV/m

E Category: M3

Location: -12, 25, 8.7 mm



0 dB = 36.11 V/m = 31.15 dBV/m

#06_HAC_E_GSM1900_GSM Voice_Ch810

Communication System: GSM-FDD (TDMA, GMSK); Frequency: 1909.8 MHz; Duty Cycle: 1:8.6896

Medium: Air Medium parameters used: $\sigma = 0$ S/m, $\epsilon_r = 1$; $\rho = 0$ kg/m³

Ambient Temperature : 23.4 °C

DASY5 Configuration

- Probe: ER3DV6 - SN2358; ConvF(1, 1, 1); Calibrated: 2018/1/19;
- Sensor-Surface: (Fix Surface)
- Electronics: DAE4 Sn854; Calibrated: 2017/5/2
- Phantom: HAC Test Arch with AMCC; Type: SD HAC P01 BA;
- Measurement SW: DASY52, Version 52.8 (8); SEMCAD X Version 14.6.10 (7373)

E Scan - ER3D: 15 mm from Probe Center to the Device/Hearing Aid Compatibility Test

(101x101x1): Interpolated grid: dx=0.5000 mm, dy=0.5000 mm

Device Reference Point: 0, 0, -6.3 mm

Reference Value = 12.48 V/m; Power Drift = 0.08 dB

Applied MIF = 3.63 dB

RF audio interference level = 31.47 dBV/m

Emission category: M3

MIF scaled E-field


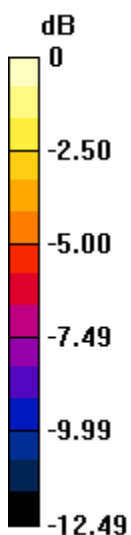
Grid 1 M3 30.47 dBV/m	Grid 2 M3 31.47 dBV/m	Grid 3 M3 31.42 dBV/m
Grid 4 M4 25.5 dBV/m	Grid 5 M4 27.78 dBV/m	Grid 6 M4 28.4 dBV/m
Grid 7 M4 23.54 dBV/m	Grid 8 M4 28.83 dBV/m	Grid 9 M4 29.38 dBV/m

Cursor:

Total = 31.47 dBV/m

E Category: M3

Location: -5.5, -25, 8.7 mm



0 dB = 37.44 V/m = 31.47 dBV/m