


## Appendix C. Setup Photographs


<Radiated Emission>

Z Plane for Cellular Band

LF




HF




Y Plane for PCS Band

LF




HF



X Plane for AWS Band

LF



HF

