

#01_HAC_E_GSM850_GSM Voice_Ch128

Communication System: GSM-FDD (TDMA, GMSK); Frequency: 824.2 MHz; Duty Cycle: 1:8.3
 Medium: Air Medium parameters used: $\sigma = 0$ S/m, $\epsilon_r = 1$; $\rho = 1000$ kg/m³
 Ambient Temperature : 23.4 °C

DASY5 Configuration

- Probe: ER3DV6 - SN2358; ConvF(1, 1, 1); Calibrated: 2016/1/19;
- Sensor-Surface: (Fix Surface)
- Electronics: DAE4 Sn1399; Calibrated: 2015/11/23
- Phantom: HAC Test Arch with AMCC; Type: SD HAC P01 BA;
- Measurement SW: DASY52, Version 52.8 (8); SEMCAD X Version 14.6.10 (7331)

Ch128/E Scan - ER3D: 15 mm from Probe Center to the Device/Hearing Aid

Compatibility Test (101x101x1): Interpolated grid: dx=0.5000 mm, dy=0.5000 mm

Device Reference Point: 0, 0, -6.3 mm

Reference Value = 43.39 V/m; Power Drift = 0.01 dB

Applied MIF = 3.63 dB

RF audio interference level = 36.27 dBV/m

Emission category: M4

MIF scaled E-field


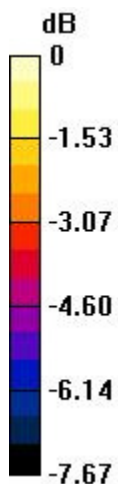
Grid 1 M4 33.06 dBV/m	Grid 2 M4 34.07 dBV/m	Grid 3 M4 34.02 dBV/m
Grid 4 M4 34.39 dBV/m	Grid 5 M4 35.36 dBV/m	Grid 6 M4 35.36 dBV/m
Grid 7 M4 35.9 dBV/m	Grid 8 M4 36.27 dBV/m	Grid 9 M4 36.04 dBV/m

Cursor:

Total = 36.27 dBV/m

E Category: M4

Location: -2.5, 25, 8.7 mm



0 dB = 65.12 V/m = 36.27 dBV/m

#02_HAC_E_GSM850_GSM Voice_Ch189

Communication System: GSM-FDD (TDMA, GMSK); Frequency: 836.4 MHz; Duty Cycle: 1:8.3

Medium: Air Medium parameters used: $\sigma = 0$ S/m, $\epsilon_r = 1$; $\rho = 1000$ kg/m³

Ambient Temperature : 23.4 °C

DASY5 Configuration

- Probe: ER3DV6 - SN2358; ConvF(1, 1, 1); Calibrated: 2016/1/19;
- Sensor-Surface: (Fix Surface)
- Electronics: DAE4 Sn1399; Calibrated: 2015/11/23
- Phantom: HAC Test Arch with AMCC; Type: SD HAC P01 BA;
- Measurement SW: DASY52, Version 52.8 (8); SEMCAD X Version 14.6.10 (7331)

Ch189/E Scan - ER3D: 15 mm from Probe Center to the Device/Hearing Aid

Compatibility Test (101x101x1): Interpolated grid: dx=0.5000 mm, dy=0.5000 mm

Device Reference Point: 0, 0, -6.3 mm

Reference Value = 38.70 V/m; Power Drift = -0.08 dB

Applied MIF = 3.63 dB

RF audio interference level = 35.92 dBV/m

Emission category: M4

MIF scaled E-field

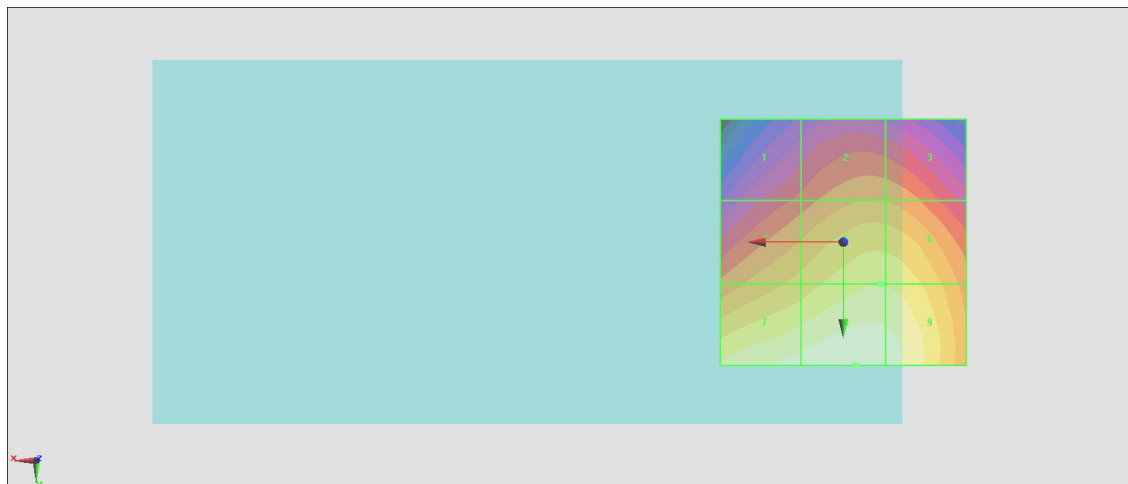
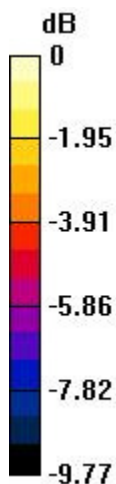
Grid 1 M4 31.63 dBV/m	Grid 2 M4 32.68 dBV/m	Grid 3 M4 32.65 dBV/m
Grid 4 M4 33.59 dBV/m	Grid 5 M4 34.58 dBV/m	Grid 6 M4 34.57 dBV/m
Grid 7 M4 35.6 dBV/m	Grid 8 M4 35.92 dBV/m	Grid 9 M4 35.63 dBV/m

Cursor:

Total = 35.92 dBV/m

E Category: M4

Location: -2.5, 25, 8.7 mm



0 dB = 62.49 V/m = 35.92 dBV/m

#03_HAC_E_GSM850_GSM Voice_Ch251

Communication System: GSM-FDD (TDMA, GMSK); Frequency: 848.8 MHz; Duty Cycle: 1:8.3
 Medium: Air Medium parameters used: $\sigma = 0$ S/m, $\epsilon_r = 1$; $\rho = 1000$ kg/m³
 Ambient Temperature : 23.4 °C

DASY5 Configuration

- Probe: ER3DV6 - SN2358; ConvF(1, 1, 1); Calibrated: 2016/1/19;
- Sensor-Surface: (Fix Surface)
- Electronics: DAE4 Sn1399; Calibrated: 2015/11/23
- Phantom: HAC Test Arch with AMCC; Type: SD HAC P01 BA;
- Measurement SW: DASY52, Version 52.8 (8); SEMCAD X Version 14.6.10 (7331)

Ch251/E Scan - ER3D: 15 mm from Probe Center to the Device/Hearing Aid

Compatibility Test (101x101x1): Interpolated grid: dx=0.5000 mm, dy=0.5000 mm

Device Reference Point: 0, 0, -6.3 mm

Reference Value = 34.16 V/m; Power Drift = 0.02 dB

Applied MIF = 3.63 dB

RF audio interference level = 35.11 dBV/m

Emission category: M4

MIF scaled E-field


Grid 1 M4 30.36 dBV/m	Grid 2 M4 32.02 dBV/m	Grid 3 M4 32.02 dBV/m
Grid 4 M4 32.54 dBV/m	Grid 5 M4 33.95 dBV/m	Grid 6 M4 33.95 dBV/m
Grid 7 M4 34.55 dBV/m	Grid 8 M4 35.11 dBV/m	Grid 9 M4 35 dBV/m

Cursor:

Total = 35.11 dBV/m

E Category: M4

Location: -4, 25, 8.7 mm



0 dB = 56.96 V/m = 35.11 dBV/m

#04_HAC_E_GSM1900_GSM Voice_Ch512

Communication System: GSM-FDD (TDMA, GMSK); Frequency: 1850.2 MHz; Duty Cycle: 1:8.3
 Medium: Air Medium parameters used: $\sigma = 0$ S/m, $\epsilon_r = 1$; $\rho = 1000$ kg/m³
 Ambient Temperature : 23.4 °C

DASY5 Configuration

- Probe: ER3DV6 - SN2358; ConvF(1, 1, 1); Calibrated: 2016/1/19;
- Sensor-Surface: (Fix Surface)
- Electronics: DAE4 Sn1399; Calibrated: 2015/11/23
- Phantom: HAC Test Arch with AMCC; Type: SD HAC P01 BA;
- Measurement SW: DASY52, Version 52.8 (8); SEMCAD X Version 14.6.10 (7331)

Ch512/E Scan - ER3D: 15 mm from Probe Center to the Device/Hearing Aid

Compatibility Test (101x101x1): Interpolated grid: dx=0.5000 mm, dy=0.5000 mm

Device Reference Point: 0, 0, -6.3 mm

Reference Value = 12.91 V/m; Power Drift = -0.01 dB

Applied MIF = 3.63 dB

RF audio interference level = 31.18 dBV/m

Emission category: M3

MIF scaled E-field


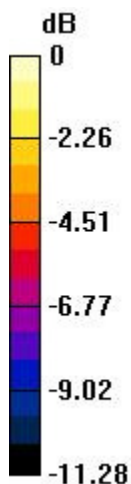
Grid 1 M4 27.92 dBV/m	Grid 2 M3 31.14 dBV/m	Grid 3 M3 31.18 dBV/m
Grid 4 M4 23.42 dBV/m	Grid 5 M4 29 dBV/m	Grid 6 M4 29.61 dBV/m
Grid 7 M4 25.91 dBV/m	Grid 8 M4 26.24 dBV/m	Grid 9 M4 27.34 dBV/m

Cursor:

Total = 31.18 dBV/m

E Category: M3

Location: -10.5, -25, 8.7 mm



0 dB = 36.22 V/m = 31.18 dBV/m

#05_HAC_E_GSM1900_GSM Voice_Ch661

Communication System: GSM-FDD (TDMA, GMSK); Frequency: 1880 MHz; Duty Cycle: 1:8.3
 Medium: Air Medium parameters used: $\sigma = 0$ S/m, $\epsilon_r = 1$; $\rho = 1000$ kg/m³
 Ambient Temperature : 23.4 °C

DASY5 Configuration

- Probe: ER3DV6 - SN2358; ConvF(1, 1, 1); Calibrated: 2016/1/19;
- Sensor-Surface: (Fix Surface)
- Electronics: DAE4 Sn1399; Calibrated: 2015/11/23
- Phantom: HAC Test Arch with AMCC; Type: SD HAC P01 BA;
- Measurement SW: DASY52, Version 52.8 (8); SEMCAD X Version 14.6.10 (7331)

Ch661/E Scan - ER3D: 15 mm from Probe Center to the Device/Hearing Aid

Compatibility Test (101x101x1): Interpolated grid: dx=0.5000 mm, dy=0.5000 mm

Device Reference Point: 0, 0, -6.3 mm

Reference Value = 13.33 V/m; Power Drift = -0.10 dB

Applied MIF = 3.63 dB

RF audio interference level = 30.92 dBV/m

Emission category: M3

MIF scaled E-field


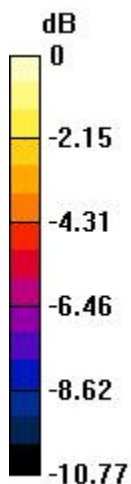
Grid 1 M4 27.28 dBV/m	Grid 2 M3 30.82 dBV/m	Grid 3 M3 30.92 dBV/m
Grid 4 M4 23.21 dBV/m	Grid 5 M4 29.12 dBV/m	Grid 6 M4 29.76 dBV/m
Grid 7 M4 24.45 dBV/m	Grid 8 M4 26.15 dBV/m	Grid 9 M4 27.11 dBV/m

Cursor:

Total = 30.92 dBV/m

E Category: M3

Location: -11.5, -25, 8.7 mm



0 dB = 35.18 V/m = 30.93 dBV/m

#06_HAC_E_GSM1900_GSM Voice_Ch810

Communication System: GSM-FDD (TDMA, GMSK); Frequency: 1909.8 MHz; Duty Cycle: 1:8.3

Medium: Air Medium parameters used: $\sigma = 0$ S/m, $\epsilon_r = 1$; $\rho = 1000$ kg/m³

Ambient Temperature : 23.4 °C

DASY5 Configuration

- Probe: ER3DV6 - SN2358; ConvF(1, 1, 1); Calibrated: 2016/1/19;
- Sensor-Surface: (Fix Surface)
- Electronics: DAE4 Sn1399; Calibrated: 2015/11/23
- Phantom: HAC Test Arch with AMCC; Type: SD HAC P01 BA;
- Measurement SW: DASY52, Version 52.8 (8); SEMCAD X Version 14.6.10 (7331)

Ch810/E Scan - ER3D: 15 mm from Probe Center to the Device/Hearing Aid

Compatibility Test (101x101x1): Interpolated grid: dx=0.5000 mm, dy=0.5000 mm

Device Reference Point: 0, 0, -6.3 mm

Reference Value = 13.31 V/m; Power Drift = 0.09 dB

Applied MIF = 3.63 dB

RF audio interference level = 30.04 dBV/m

Emission category: M3

MIF scaled E-field


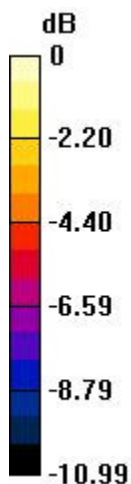
Grid 1 M4 26.7 dBV/m	Grid 2 M4 29.97 dBV/m	Grid 3 M3 30.04 dBV/m
Grid 4 M4 22.92 dBV/m	Grid 5 M4 28.62 dBV/m	Grid 6 M4 29.24 dBV/m
Grid 7 M4 24.04 dBV/m	Grid 8 M4 26.78 dBV/m	Grid 9 M4 27.74 dBV/m

Cursor:

Total = 30.04 dBV/m

E Category: M3

Location: -11, -25, 8.7 mm



0 dB = 31.76 V/m = 30.04 dBV/m