

HAC_E_Dipole_835_160510

DUT: HAC-Dipole 835 MHz

Communication System: CW; Frequency: 835 MHz; Duty Cycle: 1:1
 Medium: Air Medium parameters used: $\sigma = 0$ S/m, $\epsilon_r = 1$; $\rho = 0$ kg/m³
 Ambient Temperature : 23.4 °C

DASY5 Configuration

- Probe: ER3DV6 - SN2358; ConvF(1, 1, 1); Calibrated: 2016/1/19;
- Sensor-Surface: (Fix Surface)
- Electronics: DAE4 Sn1399; Calibrated: 2015/11/23
- Phantom: HAC Test Arch with AMCC; Type: SD HAC P01 BA;
- Measurement SW: DASY52, Version 52.8 (8); SEMCAD X Version 14.6.10 (7331)

E Scan - measurement distance from the probe sensor center to CD835 = 10mm & 15mm/Hearing Aid Compatibility Test at 15mm distance (41x361x1): Interpolated grid:

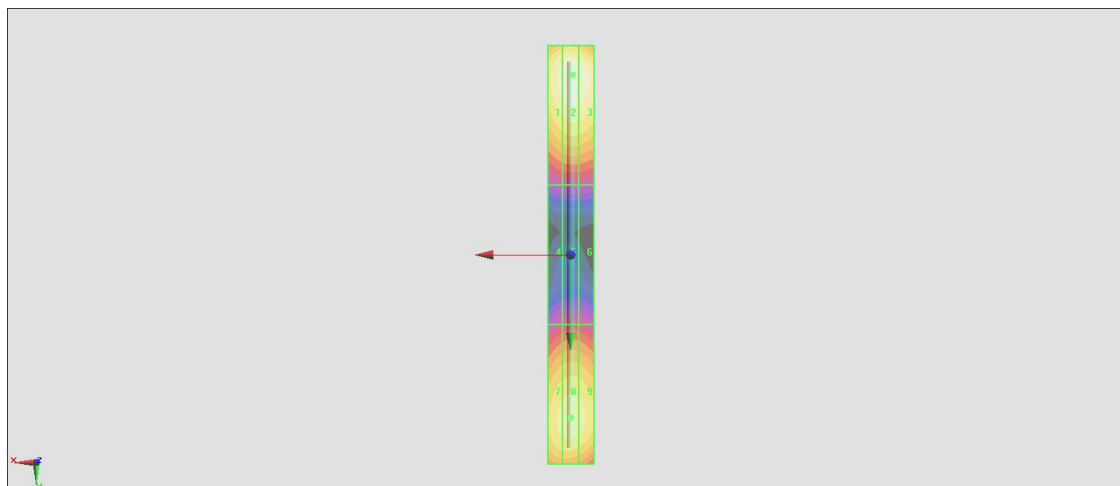
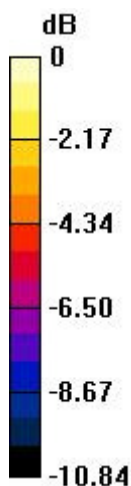
dx=0.5000 mm, dy=0.5000 mm
 Device Reference Point: 0, 0, -6.3 mm
 Reference Value = 123.6 V/m; Power Drift = -0.08 dB
 PMR not calibrated. PMF = 1.000 is applied.
 E-field emissions = 118.2 V/m
 Average value of Total=(118.2+105.7) / 2 = 111.95 V/m

PMF scaled E-field

Grid 1 M4 114.1 V/m	Grid 2 M4 118.2 V/m	Grid 3 M4 116.9 V/m
Grid 4 M4 61.28 V/m	Grid 5 M4 62.82 V/m	Grid 6 M4 62.17 V/m
Grid 7 M4 104.0 V/m	Grid 8 M4 105.7 V/m	Grid 9 M4 104.3 V/m

Cursor:

Total = 118.2 V/m
 E Category: M4
 Location: -1, -77.5, 9.7 mm



0 dB = 118.2 V/m = 41.45 dBV/m

HAC_E_Dipole_1880_160510

DUT: HAC Dipole 1880 MHz

Communication System: CW; Frequency: 1880 MHz; Duty Cycle: 1:1
 Medium: Air Medium parameters used: $\sigma = 0$ S/m, $\epsilon_r = 1$; $\rho = 0$ kg/m³
 Ambient Temperature : 23.4 °C

DASY5 Configuration

- Probe: ER3DV6 - SN2358; ConvF(1, 1, 1); Calibrated: 2016/1/19;
- Sensor-Surface: (Fix Surface)
- Electronics: DAE4 Sn1399; Calibrated: 2015/11/23
- Phantom: HAC Test Arch with AMCC; Type: SD HAC P01 BA;
- Measurement SW: DASY52, Version 52.8 (8); SEMCAD X Version 14.6.10 (7331)

E Scan - measurement distance from the probe sensor center to CD1880 = 10mm & 15mm/Hearing Aid Compatibility Test at 15mm distance (41x181x1): Interpolated grid:
 dx=0.5000 mm, dy=0.5000 mm

Device Reference Point: 0, 0, -6.3 mm

Reference Value = 135.6 V/m; Power Drift = -0.02 dB

PMR not calibrated. PMF = 1.000 is applied.

E-field emissions = 90.65 V/m

Average value of Total=(90.65+87.91) / 2 = 89.28 V/m

PMF scaled E-field

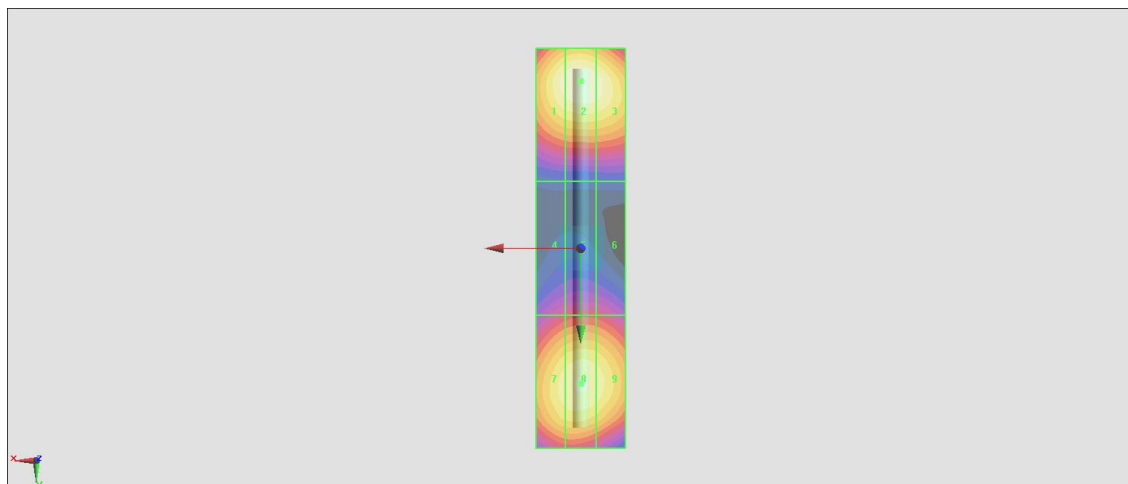
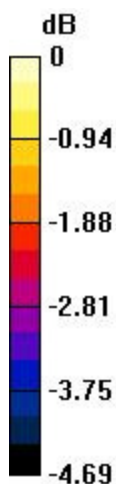
Grid 1 M3 88.97 V/m	Grid 2 M3 90.65 V/m	Grid 3 M3 89.11 V/m
Grid 4 M3 68.62 V/m	Grid 5 M3 69.84 V/m	Grid 6 M3 69.31 V/m
Grid 7 M3 86.23 V/m	Grid 8 M3 87.91 V/m	Grid 9 M3 86.30 V/m

Cursor:

Total = 90.65 V/m

E Category: M3

Location: 0, -37.5, 9.7 mm



0 dB = 90.65 V/m = 39.15 dBV/m